



LUBBOCK CHRISTIAN UNIVERSITY

2023-24 WOMEN'S BASKETBALL GAME NOTES

MEMBERS OF THE LONE STAR CONFERENCE - SEVEN NCAA REGION TOURNAMENT APPEARANCES - 2015-16, 18-19 & 20-21 NCAA DIV. II CHAMPIONS

WOMEN'S BASKETBALL GAME NOTES February 15, 2024

LCU LADY CHAPARRALS

Location Lubbock, Texas
Founded 1957
Enrollment 2,000
Affiliation NCAA Div. II
Conference Lone Star
Nickname Lady Chaparrals "Lady Chaps"
Athletic Director Andrew Sorrells
Sports Information Chris Due
Head Coach Steve Gomez
Career Record (year) 516-150 / 21st

2023-24 LADY CHAPS SCHEDULE

Date	Opponent	Result
Nov. 3	vs. No.17 Union (Tenn.) \$	L 78-87
Nov. 5	vs. Adams State \$	W 69-65
Nov. 10	at Colorado Christian ^	W 67-62(ot)
Nov. 11	vs. Colorado State Pueblo ^	W 71-60
Nov. 17	vs. Southwestern Okla. St.	W 61-54
Nov. 18	vs. King (Tenn.)	W 82-42
Nov. 25	at No.12 Southern Nazarene	L 64-67
Nov. 30	at Oklahoma Christian*	W 69-65
Dec. 2	at Arkansas Fort Smith*	W 58-49
Dec. 10	vs. Texas A&M International*	L 60-65
Dec. 12	vs. Texas A&M Kingsville*	W 42-28
Dec. 30	vs. SW'ern Assemblies of God (Exib.)	W 72-63
Jan. 4	at Cameron*	W 63-48
Jan. 6	at Midwestern State*	W 68-61(ot)
Jan. 11	vs. Texas Permian Basin*	W 74-67(ot)
Jan. 13	vs. Angelo State*	W 67-54
Jan. 18	at Eastern New Mexico*	W 73-57
Jan. 20	at Western New Mexico*	W 63-40
Jan. 25	vs. No.12 UT Tyler*	L 56-57
Jan. 27	vs. No.13 Texas Womans*	L 64-76
Feb. 1	vs. Midwestern State*	W 73-53
Feb. 3	vs. Cameron*	W 56-50
Feb. 8	at Angelo State*	L 42-61
Feb. 10	at Texas Permian Basin*	L 52-57
Feb. 15	vs. Western New Mexico*	5:30 PM
Feb. 17	vs. Eastern New Mexico*	1:00 PM
Feb. 22	at St. Edward's*	5:30 PM
Feb. 24	at St. Mary's*	1:00 PM
Feb. 29	vs. West Texas A&M*	5:30 PM
Mar. 2	at West Texas A&M*	1:00 PM

* - Lone Star Conference Game Times are Central

\$ - D2CCA Tip-Off Classic (Lubbock, Texas)
 ^ - RMAC/LSC Tip-Off Classic (Lakewood, Colo.)
 + - Lone Star Conference Championships (Frisco, Texas)



FACEBOOK/LCUCAPS
 TWITTER: @LCUCAPS
 INSTAGRAM: @LCUCAPS
 YOUTUBE: #LCUathletics



vs WESTERN NEW MEXICO

Thur. Feb. 15 - 5:30 PM

LONE STAR CONFERENCE / WEST DIV. GAME >> RIP GRIFFIN CENTER (LUBBOCK, TEXAS)

LIVE SCORING: <http://statb.us/b/491387>

RADIO: CHAP RADIO

WATCH ONLINE: <https://www.lcuchaps.com/live>

LISTEN ONLINE: <https://streamdb4web.securenetsystems.net/v5/LCUEU>

WNMU RECORD: 8-13, 3-13 (LSC)

WNMU: HOME 4-6, ROAD 2-7, NEUTRAL 2-0

RANKINGS: N/A

ALL-TIME SERIES: LCU LEADS 17-10

LAST MEETING: 1/20/24 AT WNMU (W 63-40)

LAST WIN BY LCU: 1/20/24

LAST WIN BY WNMU: 2/26/94



GAME
24

vs EASTERN NEW MEXICO

Sat. Feb. 17 - 1 PM

LONE STAR CONFERENCE / WEST DIV. GAME >> RIP GRIFFIN CENTER (LUBBOCK, TEXAS)

LIVE SCORING: <http://statb.us/b/491388>

RADIO: NONE

WATCH ONLINE: <https://www.lcuchaps.com/live>

LISTEN ONLINE: N/A

ENMU RECORD: 8-14, 4-12 (LSC)

ENMU: HOME 5-5, ROAD 3-9, NEUTRAL 0-0

RANKINGS: N/A

ALL-TIME SERIES: ENMU LEADS 24-21

LAST MEETING: 1/18/24 AT ENMU (W 73-57)

LAST WIN BY LCU: 1/18/24

LAST WIN BY ENMU: 1/16/20



GAME
25

TIME TO CHASE

After falling out of the top spot of the Lone Star Conference's West Division, Lubbock Christian University looks to shake a two-game losing skid this week with a pair of divisional contests, as they host Western New Mexico (Thursday at 5:30 p.m.) and Eastern New Mexico (Saturday at 1 p.m.) inside Rip Griffin Center. LCU enters the week 16-7 overall, 11-5 in the conference (tied for fifth) and 8-2 in the division (second behind 9-1 Texas Permian Basin).

SALUTATIONS

There are a pair of promotions this week inside Rip Griffin Center. Thursday night is Military Appreciation Night, as all active/retired military personnel (and one guest) will receive free admission with presentation of a valid military ID. A military recognition will take place and

the student section theme is the USA Red, White and Blue. Saturday is Homecoming Weekend campus-wide and the Athletic Department is hosting a reception for former student-athletes during the basketball game(s). During halftime of the men's basketball 3 p.m. scheduled tip, the women's basketball seniors will be recognized for "Senior Day." Maci Maddox, Audrey Robertson and Shaylee Stovall will join student-assistant Cara Paschall are senior members scheduled for recognition.

WOE-DESSA

Lubbock Christian suffered their first loss in program history to Texas Permian Basin (29-1) Saturday, as they fell 57-52 behind a UTPB 18-9 scoring advantage in the third quarter in Odessa. The Lady Chaps had two players score in double figures, led by Audrey Robertson, who had 20 points and four assists. Maci Maddox



LUBBOCK CHRISTIAN (@LCUCAPS) LADY CHAPARRALS

Record: 16-7, 11-5 Lone Star
 Last Game: 57-52 L at UTPB
 Coach: Steve Gomez
 Gomez vs. WNMU: 12-0
 Gomez vs. ENMU: 13-3

PROJECTED STARTERS

Pos.	Player	Class	Pts/p	Reb/p
G	Audrey Robertson	Sr.	14.3	4.2
G	Shaylee Stovall	Sr.	5.9	1.4
G	Maci Maddox	Sr.	11.0	3.6
F	Kennedy Chappell	Fr.	4.9	3.4
F	Grace Foster	Jr.	15.9	6.3

LCU LEADERS

AVG. POINTS
15.9 Grace Foster

REBOUNDS

6.3 (133) Grace Foster

ASSISTS

4.3 (98) Maci Maddox

STEALS

2.0 (46) Maci Maddox



WESTERN NEW MEXICO (@WNMUATHLETICS) MUSTANGS

Record: 8-13, 3-13 Lone Star
 Last Game: 67-57 L at Midwestern St.
 Coach: Josh Pace
 Career Record: 25-49
 WNMU Record: 25-49

PROJECTED STARTERS

Pos.	Player	Class	Pts/p	Reb/p
G	Kiana Ortiz	Jr.	1.7	1.0
G	Sydney Wright	Sr.	11.6	2.4
G	Maluw Nxxero	Jr.	0.8	1.5
F	Larissa Laborin	Fr.	6.2	3.2
F	Jade Goynes	Jr.	7.6	3.2

WNMU LEADERS

AVG. POINTS
11.6 Sydney Wright

REBOUNDS

6.7 (133) Diamond Moore

ASSISTS

2.7 (57) Sydney Wright

STEALS

1.3 (27) Brooke Rodgers



EASTERN NEW MEXICO (@ENMUATHLETICS) GREYHOUNDS

Record: 8-14, 4-12 Lone Star
 Last Game: 68-64 L vs. Cameron
 Coach: Blake Huber
 Career Record: 37-16
 ENMU Record: 8-14

PROJECTED STARTERS

Pos.	Player	Class	Pts/p	Reb/p
G	Jaz Salon	Fr.	9.2	2.0
G	Deairah Mays	Jr.	1.5	1.4
G	Ashley Shipley	Sr.	5.0	3.1
G/F	Deja Adrian	Sr.	13.9	5.2
F	Ishuana Hunter	Jr.	14.6	7.7

ENMU LEADERS

AVG. POINTS
14.6 Ishuana Hunter

REBOUNDS

9.2 (77) Ishuana Hunter

ASSISTS

2.5 (56) Jaz Salon

STEALS

2.5 (40) Nansikombi-Gunter

LUBBOCK CHRISTIAN UNIVERSITY WOMEN'S BASKETBALL GAME NOTES

tacked on 11 points and three steals and Kennedy Chappell added six points and two steals. Reese Schumann, who had nine points and six rebounds, had four offensive boards and helped LCU have a 7-3 scoring advantage in second-chance scoring. The game featured 10 lead changes.

SEASON NOTES AND TRENDS

> LCU opened the season with at least 20 points from the free-throw line in their first four games this season, marking their first four-game span of 20-or-more free-throws since Feb. 18 - Mar.23, 2017. The Lady Chaps are taking advantage from the free-throw line, making a LSC leading 78.4% of their attempts (313/399, eighth nationally) and averaging 13.6 points a game from the line (82nd nationally). Grace Foster has gone 13-of-13 from the free-throw line twice this season and had an active streak of 29 consecutive made free-throws earlier this season. Each of the 13-made free-throw performances involve the most free-throws made in a game (13) since Nicole Hampton had 15 on Jan. 14, 2016 (third-most since 2008). Foster had 13 on Nov. 5 against Adams State at home, which set a Rip Griffin Center record. Foster's 13-of-13 marks are each one off Hampton's 14-of-14 school-record performance on Jan. 14, 2016 (at Newman). Her 13-of-13 on Nov.5 did mark a new Rip Griffin Center record previously held by Laynee Burr, who was 12-of-12 on Feb. 4, 2022 (against Midwestern State). The performance at the line for Foster on Nov. 12 against CSU Pueblo marked her sixth game in which she was perfect from the line with six-or-more consecutive shots made. Foster is 87-of-98 on the season (.888, leads the LSC and 15th nationally), which leads the squad (of qualifiers). Shaylee Stovall, who is 37-of-41 (90.2%), has a solid percentage at the line, but does not meet the statistical qualifying mark for leaders (NCAA minimum to qualify is 2.5 made free-throws per game).

> The Lady Chaps have two players in the top-20 in LSC scoring this season. Foster ranks fourth in the LSC with an average of 15.9 points per game and Audrey Robertson is ranking 10th in the LSC with 14.0 points per game. Foster, Robertson and Maci Maddox are in the top-10 in minutes played, with Maddox second in the conference (sixth in the nation) with 37.4 minutes played per game (Robertson is seventh at 32.6 and Foster is eighth in LSC at 32.5). Maddox is third in the LSC with an assist/turnover ratio of 1.9 (has a 2.1 ratio in LSC play).

> Foster is averaging 6.3 rebounds per game (16th in the LSC), but is seventh in the LSC averaging 6.0 defensive rebounds per game. She led the LSC last season with a pace of 7.5 defensive rebounds per game.

> Maci Maddox leads LCU in steals with 46 on the season (12th in LSC) and ranks ninth in the LSC with a pace of 2.0 steals per game. She opened the season with at least one steal in the first seven games (has had at least one steal in 19 of 23 games this season) and had steals in 10 consecutive games (dating back to last season). Maddox opened last season with at least one steal in the first 11 games.

23-24 LADY CHAPS IN THE RANKINGS

	D2CSC	WBCA
Preseason	RV	RV
Poll 1	22	(no poll)
Poll 2	18	RV
Poll 3	RV	RV
Poll 4	20	RV
Poll 5	-	-
Poll 6	-	-
Poll 7	RV	-
Poll 8	RV	-
Poll 9	20	-
Poll 10	-	-
Poll 11	-	-
Poll 12	-	-
Poll 13	-	-
Poll 14	-	-
Poll 15	-	-
Poll 16	-	-
Poll 17	-	-

> LCU has shot at least 50% from the field in four games this season. As a team, LCU is fourth in the LSC and 52nd nationally with a 42.8% shooting percentage from the field. LCU leads the LSC and is third nationally in three-point shooting, as they are 125-of-335 (37.3%) from long range. The Lady Chaps had shot at least 40% from outside in eight consecutive games, but have shot 16.7% (7/42) over the prior three games since the eight-game sequence.

CONFERENCE CONVERSATION

For a fourth time (fifth season in LSC), LCU jumped out to a 2-0 start in LSC play and they head into Thursday 11-5 in LSC action, which has them tied for fifth place in the overall LSC standings. They are coming off a conference loss (57-52 loss Saturday at UTPB), which put them 6-2 this season in LSC road games. They return home where they are 5-3 in LSC games. Audrey Robertson leads LCU in LSC play with an average of 16.0 points a game (sixth in the LSC). She is joined in a double-figure scoring pace by Grace Foster (15.4 points, seventh in LSC). Foster is 45-of-52 (86.5%) from the free-throw line and spearheads a squad that is shooting 75.4% (193/256) from the line in conference action. Reese Schumann leads LCU on the board in LSC action, with a pace of 6.7 rebounds a contest.

NATIONALLY KNOWN (OR UNKNOWN)

Despite returning five starters from a regional-finalist squad, which also shared a divisional title, LCU did not garner the attention of voters in the preseason. This season, LCU received Top-25 votes in the WBCA Preseason Poll, but it is their first time they did not make the Top-25 for a WBCA preseason poll since the start of the 2017-18 season (second time not in a WBCA Preseason Poll since becoming eligible for the poll in 2015-16... WBCA did not conduct a preseason poll in 2020-21 due to COVID). Also, since joining NCAA Division II (2015-16 was their first postseason eligible season), the Lady Chaps have appeared in every D2CSC Preseason Poll until this season, as they also received votes in the D2CSC Top-25 Preseason Poll. LCU was ranked as high as No.18 in the D2CSC rankings (earlier this season) and was ranked No.20 in week-nine's polls (last time LCU was ranked).

SO ARE SOME OTHERS

LCU fell to No.13 Texas Woman's (Jan. 25) UT Tyler (Jan. 27), placing them with a 0-4 record this season against nationally ranked programs (lost to No.17 Union in their season opener, No.12 Southern Nazarene on Nov. 25 prior to their losses last week to No.12 UT Tyler and No.13 TWU). LCU went 6-0 against nationally ranked programs in 2020-21, 3-2 in 2021-22 (opened 3-0) and 2-5 last season against Top-25 competition. Of LCU's seven losses this season, four of the opponents have been nationally ranked and two opponents (Texas A&M International and Texas Permian Basin) were receiving votes.

OUR HOME

LCU is 8-4 at home this season. Grace Foster is leading LCU with 18.1 points per game on the home floor (also averaging 7.0 rebounds). The Lady Chaps, shooting 43.1% from the field inside "The Rip," are also receiving averages of 13.5 points from Audrey Robertson and 10.5 points a game from Maci Maddox. LCU is 169-of-224 from the free-throw line (75.4%) at home this season, with Shaylee Stovall 24-of-26 (92.3%) from the charity stripe. Foster is 21-of-41 (51.2%) from three-point range inside "The Rip," with Audrey Robertson marking the next closest Lady Chap leader in three-point shooting with 14 three-pointers made. Maci Maddox is 10-of-20 from outside at home.

SWEET HOME (ON) CHICAGO

The Lady Chaps, who went 12-2 at home last season, are 8-4 this season at home. On Feb. 2, 2023, the NCAA Division II record home win streak came to a close, as LCU fell to Angelo State, which ended the record win streak at 113. The loss was LCU's first at home since Jan. 1, 2015 against Oklahoma City University. LCU, who also had a 7-0 mark in NCAA postseason play in Lubbock in the mix (not including

LADY CHAPS HISTORY

NCAA NATIONAL CHAMPIONSHIPS
2016 2019 2021

NCAA TOURNAMENT APPEARANCES
2016 2018 2019 2020 2021 2022 2023

NCAA DIV. II SOUTH CENTRAL REGION
TOURNAMENT CHAMPIONS
2016 2018 2019 2021

LONE STAR CONFERENCE
CHAMPIONS
2020,2021 (Won Tournament) 2021 (Regular Season)

LONE STAR CONFERENCE
DIVISION CHAMPIONS
2021 (West), 2023 (West)

HEARTLAND CONFERENCE
2013/2014 First Place
2014/2015 Regular Season Champions
2015/2016 Regular Season Champions
2017/2018 Regular Season Champions
2018/2019 Regular Season Champions

HEARTLAND CONFERENCE
TOURNAMENT CHAMPIONS
2016 2018 2019

SAC CONFERENCE CHAMPIONS
2006/2007
2011/2012

SAC TOURNAMENT CHAMPIONS
2013

NAIA NATIONAL QUALIFIERS
2004 2009
2005 2010
2006 2011
2007 2012
2008 2013

NAIA SWEET SIXTEEN FINISH
2007
2009

NAIA ELITE EIGHT FINISH
2008
2011
2013

NAIA FAB FOUR SEMIFINALISTS
2012

NAIA NATIONAL FINALIST
2006

a 4-0 mark in LSC postseason play), had also won 88 consecutive home conference games (their last conference home loss occurred Jan. 10, 2013 against Oklahoma City). They completed a 49-0 all-time mark in Heartland Conference home games. LCU also went 11-0 during their 113-game home win streak against nationally ranked programs.

NCAA DIVISION II'S LONGEST HOME WIN STREAKS

113 - Lubbock Christian Jan. 1, 2015 - Feb. 2, 2023
87 - Neb. Kearney Jan. 31, 1995-Nov. 24, 2001
85 - West Tex. A&M Jan. 9, 1987-Dec. 6, 1991

EYE-OPENING

The 2023-24 season marks LCU's 11th since leaving the NAIA and LCU has a 282-54 record (83.9%) in that span. In NCAA postseason play, the Lady Chaps are 24-3 all-time (88.9%).

FIVE THINGS ABOUT WNMU

1 > The Mustangs completed the 2022-23 season with a 10-16 record last season, which included an 8-14 conference record and a share of fourth place in the West Division (7-7 divisional record). The 10-win season was their best finish since a 10-win 2018-19 season.

2 > Western New Mexico is 1-11 over their prior 12 games, and Saturday's 67-57 loss at Midwestern State extended their active losing streak to five games (three-game road losing streak). WNMU is 8-13 overall, 3-13 in the LSC and 0-10 in West Division.

LUBBOCK CHRISTIAN UNIVERSITY WOMEN'S BASKETBALL GAME NOTES

sion play.

3 > WNMU is slated to finish 12th the LSC this season, as they were ranked No.12 (of 16) in the conference's Preseason Coaches' Poll. They were picked seventh in the West Division.

4 > The Mustangs rank third in the LSC in blocks per game with a pace of 3.3 per contest. Eliza Joynes is fourth in the LSC with an average of 1.13 blocks per game and has 26 on the season (fourth in LSC).

5 > Sydney Wright is the lone Mustangs member averaging double figures offensively, as she averages 11.6 points per game.

THE SERIES AGAINST WNMU

The Mustangs and Lady Chaps are set to meet for the 28th time in an all-time series that dates back to 1980. WNMU has not defeated the Lady Chaps since 1994, which has led to LCU taking a 17-10 series advantage. LCU has won the prior 13 meetings, with the latest resulting in a 63-40 LCU win Jan. 20 in Silver City, N.M. LCU is 9-2 against the Mustangs in Lubbock, with a 67-50 win on Jan. 14, 2023 marking the eighth consecutive win in Lubbock against WNMU. The 2019-20 season's home-and-home conference schedule marked the first time the two teams had a home-and-home set scheduled in a single season since 1994, when each were members of the NAIA.

RETURNING LADY CHAP LEADERS VS. WNMU

Top-three LCU active career leaders against WNMU:

Grace Foster 5gp, 15.4 points p/g, 6.4 reb. p/g, 17/18 ft
Kennedy Chappell 1gp, 6.0 points p/g, 2/3 3fg
Audrey Robertson 7gp, 5.7 points p/g, 7/8 ft

PREVIOUS RECAP VS. WNMU

Jan. 20, 2024 (Silver City, N.M.) – LCU: 63 – WNMU: 40

The Lubbock Christian University used a 53.3% shooting performance from the field and a strong defensive performance to garner their seventh consecutive victory, as the Lady Chaparrals defeated Western New Mexico 63-40 Saturday afternoon inside Drag's Court. The win marked LCU's sixth consecutive road win and improved their West Division record to 6-0.

The Lady Chaps (14-3, 9-1) had two players score in double figures, led by Grace Foster, who had 22 points, nine rebounds, two steals and two blocks. Maci Maddox tacked on 13 points and eight assists (no turnovers) and Audrey Robertson added eight points and four assists.

The Lubbock Christian offense was impressive from deep, knocking down nine threes on 16 attempts (56.3%). Foster hit four treys for the Lady Chaps in the contest.

Lubbock Christian produced a season-high seven blocks, with Reese Schumann posting four. LCU's defense also had nine steals, with Shaylee Stovall leading LCU with three.

None of the Mustangs starters finished with more than eight points and they were led off the bench by Milan Tuttle and Diamond Moore, who each had nine points.

FIVE THINGS ABOUT ENMU

1 > The Greyhounds completed the past season with a 12-15 record last season, which included a 9-13 conference record and a share of fifth place in the West Division (6-8 divisional record). ENMU closed the regular season dropping their final five games.

2 > Eastern New Mexico has not had consecutive wins since opening the season 3-0, but they are 2-2 in their last four games and head into Canyon, Texas Thursday night with an 8-14 overall mark to face West Texas A&M. ENMU is 4-12 in conference and 4-6 in the West Division.

3 > ENMU is picked to claim 11th the LSC this season, as they were ranked No.11 (of 16) in the conference's Preseason Coaches' Poll. They were picked sixth in the West Division.

4 > The Greyhounds rank third in the LSC and 72nd nationally in turnovers forced per game (18.8). They have forced the opposition into 25-or-more turnovers on four occasions this season. Surprisingly in the previous meeting, LCU (7) and ENMU (9) combined for 16 turnovers.

5 > Deja Adrian ranks third in the LSC in free-throw attempts (125) and is sixth in free-throw percentage at 79.2%. She is 16-of-18 from the line over the prior three games.

THE SERIES AGAINST ENMU

The 'Hounds own a 24-21 all-time advantage against the Lady Chaps, but LCU has won 17 of the last 20 meetings. ENMU's win on Jan. 16,

GAME-BY-GAME RESULTS AND HIGHS

Opponent	Date	Score	Points	Rebounds	Assists	Steals	Blocked shots
UNION (TN)	11/03/23	78-87	16-Grace Foster Maci Maddox	7-Grace Foster	4-Martie McCoy Grace Foster Maci Maddox	3-Audrey Robertson	1-Grace Foster Martie McCoy
ADAMS ST.	11/05/23	69-65	28-Grace Foster	8-Grace Foster	4-Maci Maddox	3-Maci Maddox	1-Grace Foster Martie McCoy
at Colo. Christian	11/10/23	67-62	16-Audrey Robertson	6-Grace Foster Maci Maddox Audrey Robertson	4-Maci Maddox	3-Maci Maddox	1-Reese Schumann Audrey Spurgin
vs CSU Pueblo	11/11/23	71-60	24-Grace Foster	8-Grace Foster Audrey Robertson	5-Maci Maddox	5-Maci Maddox	1-Grace Foster
SOUTHWESTERN OKLA.	11/17/23	61-54	15-Maci Maddox	9-Grace Foster	6-Audrey Robertson	2-Maci Maddox	1-Grace Foster Martie McCoy
KING (TN)	11/18/23	82-42	14-Maci Maddox	5-Grace Foster Tia Johnson	4-Martie McCoy Shaylee Stovall	2-Kennedy Chappell Reese Schumann	1-Martie McCoy Reese Schumann
at Southern Nazarene	11/25/23	64-67	22-Grace Foster	5-Audrey Robertson Martie McCoy	5-Maci Maddox	3-Maci Maddox	2-Grace Foster
at Okla. Christian	11/30/23	69-65	20-Audrey Robertson	9-Grace Foster	2-Audrey Robertson Maci Maddox	1-Audrey Robertson Martie McCoy Grace Foster	1-Martie McCoy
at Ark.-Fort Smith	12/02/23	58-49	18-Audrey Robertson	7-Reese Schumann	4-Grace Foster	5-Maci Maddox	None
TEX. A&M INT'L	12/10/23	60-65	27-Grace Foster	5-Reese Schumann Grace Foster	7-Maci Maddox	3-Shaylee Stovall	2-Grace Foster
TEX. A&M-KINGSVILLE	12/12/23	42-28	21-Grace Foster	8-Grace Foster	3-Maci Maddox Grace Foster	3-Reese Schumann Shaylee Stovall	None
at Cameron	01/04/24	63-48	18-Grace Foster	9-Grace Foster	5-Maci Maddox	1-Martie McCoy Maci Maddox	1-Kennedy Chappell Reese Schumann
at Midwestern St.	01/06/24	68-61	21-Grace Foster	9-Grace Foster	7-Maci Maddox	1-Shaylee Stovall	1-Shaylee Stovall
TEX. PERMIAN BASIN	01/11/24	74-67	36-Grace Foster	6-Kennedy Chappell	12-Maci Maddox	4-Grace Foster	1-Reese Schumann
ANGELO ST.	01/13/24	67-54	21-Audrey Robertson Grace Foster	10-Reese Schumann Grace Foster	6-Maci Maddox	4-Maci Maddox	2-Grace Foster Reese Schumann
at Eastern N.M.	01/18/24	73-57	24-Reese Schumann Audrey Robertson	10-Reese Schumann	5-Grace Foster Maci Maddox	2-Maci Maddox	1-Maci Maddox Reese Schumann
at Western N.M.	01/20/24	63-40	22-Grace Foster	9-Grace Foster	8-Maci Maddox	3-Shaylee Stovall	4-Reese Schumann
UT TYLER	01/25/24	56-57	17-Audrey Robertson	9-Grace Foster Reese Schumann	3-Audrey Robertson	5-Maci Maddox	1-Grace Foster Reese Schumann
TEXAS WOMAN'S	01/27/24	64-76	13-Audrey Robertson	7-Audrey Robertson	5-Maci Maddox	5-Kennedy Chappell	1-Grace Foster Audrey Robertson Audrey Spurgin
MIDWESTERN ST.	02/01/24	73-53	23-Audrey Robertson	7-Kennedy Chappell Reese Schumann	6-Maci Maddox	2-Kennedy Chappell Taylor Thomas	2-Audrey Spurgin Reese Schumann
CAMERON	02/03/24	56-50	20-Audrey Robertson	18-Reese Schumann	2-Reese Schumann	2-Shaylee Stovall Kennedy Chappell	2-Reese Schumann
at Angelo St.	02/08/24	42-61	13-Audrey Robertson	7-Kennedy Chappell	2-Maci Maddox	3-Kennedy Chappell	2-Reese Schumann
at Tex. Permian Basin	02/10/24	52-57	20-Audrey Robertson	6-Reese Schumann	4-Audrey Robertson	3-Maci Maddox	1-Grace Foster

2020 (69-68 in overtime in Portales, N.M.) ended a six-game win streak in the series for LCU, but LCU has responded with six consecutive wins in the series, including a 73-57 win in Portales on Jan. 18 (previous meeting). The Lady Chaps are 12-3 all-time against ENMU under head coach Steve Gomez. LCU is 7-3 all-time in Lubbock (7-4 if an exhibition game from 1988 is included).

RETURNING LADY CHAP LEADERS VS. ENMU

Top-three LCU active career leaders against ENMU:

Audrey Robertson 5gp, 12.4 points p/g, 8/16 3fg
Grace Foster 5gp, 11.2 points p/g, 7.0 reb. p/g
Reese Schumann 5gp, 7.8 points p/g, 15/20 fg

PREVIOUS RECAP VS. ENMU

Jan. 18, 2024 (Portales, N.M.) – LCU: 73 – ENMU: 57

Audrey Robertson and Reese Schumann each produced career-high 24-point performances, as Lubbock Christian University claimed their sixth consecutive victory with a 73-57 Lone Star Conference West Division road win over Eastern New Mexico inside Greyhound Arena.

The Lady Chaps (13-3, 8-1) had two players score in double figures, led by Reese Schumann, who notched her first career double-double with 24 points and 10 rebounds. Audrey Robertson added 24 points and Grace Foster added four points, six rebounds and five assists.

Schumann matched a career high with 10 rebounds, with six on the offensive end. The Lubbock Christian defense held Eastern New Mexico shooters to just 39.7 percent from the field, including 12.5 percent from three-point range (2/16). ENMU (5-10, 1-8) did receive 26 points from Ishuana Hunter and 11 from Deja Adrian.

HEAD COACH STEVE GOMEZ

AT LCU: 21st Season (516-150)
OVERALL: 21st Season (516-150)

PERSONAL

HOMETOWN: Lubbock, Texas
SPOUSE: Shawna
CHILDREN: Hayden, Landon

EDUCATION

Lubbock Christian / 1988

COACHING EXPERIENCE

Lubbock Cooper High School (7 seasons)
LCU (21st season)

GOMEZ'S YEAR-BY-YEAR RESULTS

2003-2004	16-14	2022-2023	24-10
2004-2005	16-14	2023-2024	16-7
2005-2006	23-12		
2006-2007	26-7		
2007-2008	25-10		
2008-2009	27-7		
2009-2010	19-12		
2010-2011	23-10		
2011-2012	28-6		
2012-2013	31-4		
2013-2014	25-1		
2014-2015	21-7		
2015-2016	35-0		
2016-2017	19-11		
2017-2018	31-1		
2018-2019	32-5		
2019-2020	28-3		
2020-2021	23-0		
2021-2022	28-7		

The 2023-24 season marks Steve Gomez's 21st season at the helm of the Lady Chaps and the 11th season at the NCAA level. He opens the campaign with a 500-143 record, which includes a 24-3 record in NCAA postseason play.

In his first 10 seasons at the helm, as LCU was an NAIA institution, the Lady Chaps made 10 consecutive trips to the NAIA Division I Women's Basketball National Championship Tournament. Coach Gomez's arrival to the LCU women's basketball program certainly changed the foundation of the program. In those 10 seasons, LCU posted a 234-96 record under Gomez in the NAIA.



LCU jumped into NCAA Division II transition in 2013 (membership in 2015) and the winning tradition did not change. LCU went a remarkable 25-1 overall in 2013-2014 and they completed the Heartland Conference with a perfect 20-0 mark for their first perfect conference record in program history. They followed in 2014-2015 claiming Co-Heartland Conference Regular Season title honors after a 15-3 stretch in conference and a 21-7 overall season.

That led to an astounding 2015-2016 season, which was a season that started off with an exhibition game loss at NCAA Div. I No.1 Connecticut and ended with a perfect 35-0 season in LCU's first season eligible for NCAA postseason. They went 18-0 in Heartland Conference play to capture a regular season title and then a Heartland Conference Tournament title (first season eligible for the tournament). The Lady Chaps went on to capture a South Central Regional Tournament title and eventually their first NCAA Div. II National Title. Gomez claimed WBCA NCAA Div. II National Coach of the Year honors and also spent a portion of the offseason as a court coach at the 2016 USA Basketball Women's U17 World Championship Team Trials in Colorado Springs, Colo.

2016-17 served as a rebuilding year for the Lady Chaps, who returned one starter off the championship squad. Despite the rebuilding, LCU still went 19-11 overall and 12-4 in conference, en route to the Heartland Conference Tournament championship game, which they lost to St. Edward's. They bounced back in 2017-18, claiming another Heartland Conference regular season and tournament title, leading to Gomez receiving Heartland Conference Coach of the Year honors. The Lady Chaps hosted the NCAA Division II South Central Region Tournament for a second time and won the tournament to stamp their second berth towards an NCAA Division II Elite Eight Tournament loss. They lost to eventual national champion Central Missouri at the tournament held in Sioux Falls, S.D., ending their season with a 31-2 record.

The Lady Chaps returned to the Elite Eight Tournament for the third year in a four-year span in the 2018-19 season after claiming a Heartland Conference regular season and tournament title, along with a NCAA Division II South Central Region tournament championship after wins at Colorado Mesa and at home over Angelo State. LCU made an outstanding run towards their second NCAA Division II National Title, defeating Southwestern Oklahoma State in double overtime to claim the trophy. Gomez, who picked up his third Heartland Coach of the Year honor, became the seventh head coach in NCAA Division II women's basketball history to claim multiple titles. He also was named Female Team Coach of the Year at the West Texas Sports Persons of the Year Banquet following the season.

LCU's title defense was rudely interrupted by the COVID Pandemic in 2019-20. LCU was 28-3 and claimed the Lone Star Conference Championship during their first season in the conference. LCU was chosen to host the NCAA Division II South Central Regionals for a third time, but the COVID shutdown halted the remainder of the season less than 24 hours prior to the first tournament game.

COVID went from being a wall to a hurdle in 2020-21, and one the Lady Chaps would be able to jump over. Through many cancellations and unknowns, LCU claimed a Lone Star Conference title and went to Canyon, Texas, where they claimed a NCAA Division II South Central title and a berth to another NCAA Elite Eight Tournament in Columbus, Ohio. It was there, LCU would claim their third national title, with wins over Daemen, Central Missouri and Drury to complete a 23-0 perfect season. They were the first NCAA Division II program to complete two undefeated seasons.

The Lady Chaps were preseason favorites to open the 2021-22 season. LCU surpassed a NCAA Div. II record 100 consecutive home wins during the season, which ended at the South Central Regional with LCU falling in the title game to conclude the season with a 28-7 record.

His 20th season was a memorable one, as for the first time in his coaching tenure, he had five new starters entering the season. A season that would end with a 24-11 record, a co-divisional title and as regional finalist falling in the South Central Region Championship Game in San Angelo, Texas. Lubbock Christian closed the 2021-22 season holding a 266-47 record (85.0%) since leaving the NAIA.

In their final two seasons in the NAIA (2011-2012, 2012-2013), LCU set program single-season win records in each of the seasons. The Lady Chaps went 31-4 in 2013-2014, setting a program single-season wins mark (31). The Lady Chaps won their first ever Sooner Athletic Conference Tournament title en route to their final trip to the NAIA National Championship tournament. In 2011-2012, LCU went 28-6 and made their second ever appearance in the Semifinals of the NAIA National Championship Tournament. They lost out to eventual national champions Oklahoma City to mark the second consecutive season in which they lost out to the team who would claim the title. LCU claimed their second Sooner Athletic Conference crown in program history, as they joined Oklahoma City as conference co-champions with a 21-1 record. They handed OCU their only loss of the season.

LCU went 25-10 in 2010-2011 and marched into the Elite Eight for a third time in program history. The Lady Chaps, who finished third in the Sooner Athletic Conference, lost in the NAIA National Championship to eventual national champion Azusa Pacific. LCU went 19-12 in the 2009-2010 season, which included a 13-9 finish in the Sooner Athletic Conference, and had their season come to an end in the National Tournament. The highlight of the season was an exhibition victory inside the United Spirit Arena against Texas Tech University.

In 2009-2010, the Lady Chaps finished with a solid 27-7 record and made a trip to the Sweet Sixteen of the National Tournament following a second-place Sooner Athletic Conference season. Gomez chalked up a milestone during the season, becoming the all-time women's basketball wins leader at LCU. They had a memorable 2007-2008 campaign, as the Lady Chaps made another voyage to the NAIA National Tournament. The Lady Chaps completed a 25-10 season, which included a trip to the Elite Eight in the tournament for their second best finish in program history.

In 2006-2007, Gomez led the Lady Chaps to a myriad of firsts in their near-thirty year history. Lubbock Christian never left the top-10 in the NAIA National Poll, and set a school mark for wins in a season with 26, eclipsing the school mark of 23 they set the prior season. In addition, LCU made its fourth consecutive trip to the NAIA National Tournament, finishing in the Sweet Sixteen and most impressively, the Lady Chaps captured a share of the Sooner Athletic Conference regular season championship, becoming the first school from outside of the State of Oklahoma to do so in the thirty-one years since the conference was founded. In 2005-2006, Gomez's Lady Chaps enjoyed what was arguably at the time the best season in school history, as they finished with an overall record of 23-12, and made an unparalleled run at the NAIA National Tournament. Seeded sixth in their eight team bracket in the tournament, Gomez's girls proceeded to oust four of the top six teams in the nation and become the lowest seed ever to reach either the Fab Four or National Championship; appropriately enough, he was named the SAC's Coach of the Year.

Gomez's Lady Chaps went 16-14 in his first season and finished fifth in the Sooner Athletic Conference. While this might appear to be an average year, big wins for the Lady Chaps and entry into the NAIA National Poll for the first time proved good enough for an at-large bid to the NAIA National Tournament: LCU women's first trip to the big dance. In his second season, the Lady Chaps were able to maintain that level of success. After getting off to the best conference start since joining the Sooner Athletic Conference at 6-2, LCU finished SAC play at 10-8, good enough for another fifth place finish, and for the second season in a row, Coach Gomez guided the Lady Chaps to the NAIA National Tournament.

An LCU graduate, Gomez was a standout perimeter player for Coach John Copeland in the late 1980s, and to this day, he still holds the school record for career free throw percentage at .855. He graduated in 1988 with a Bachelor's of Science Degree in Mathematics and consistently used his degree to teach in the classroom while pursuing coaching on the sidelines. Gomez's career began at Lubbock Monterey High School where he served as an assistant coach in the men's basketball program from 1988 to 1995. In 1996, Gomez accepted the men's basketball head coaching position at Lubbock Cooper High School, where he remained until returning to Lubbock Christian University to take over the reigns of the Lady Chaps in 2003. During his seven seasons at Cooper, the basketball program broke new ground making the playoffs four times, managing the school's first state ranking, and capturing the Pirates only district championship in Gomez's final season. One of the main reasons Coach Gomez is so successful on the court is the support he receives off of it. Steve has been married to his wife Shawna for 32 years, and the couple has two sons: Hayden and Landon. Landon serves on the women's basketball coaching staff at LCU.





LONE STAR CONFERENCE

LSC WEEKEND SCHEDULE

Thursday, Feb. 15

St. Edward's at UAFS
 Midwestern State at UT Permian Basin
 Eastern New Mexico at West Texas A&M
 St. Mary's at Oklahoma Christian
 Western New Mexico at Lubbock Christian
 UT Tyler at Texas A&M-Kingsville
 Cameron at Angelo State
 Texas Woman's at Texas A&M International

Saturday, Feb. 17

St. Edward's at Oklahoma Christian
 UT Tyler at Texas A&M International
 Western New Mexico at West Texas A&M
 Cameron at UT Permian Basin
 St. Mary's at UAFS
 Midwestern State at Angelo State
 Eastern New Mexico at Lubbock Christian
 Texas Woman's at Texas A&M-Kingsville

LSC PLAYERS OF THE WEEK

Date	Offensive	Defensive
11/7	Ashley Ingram (TWU)	Ngozi Obineke (TAMU)
11/14	Leila Patel (TWU)	Maci Maddox (LCU)
11/21	Andreea Mancha (UTPB)	Avalon Munoz (UTPB)
11/28	Sawyer Lloyd (ASU)	Malea Brown (TAMU)
12/4	Tay McGhee-Pleasant (ASU)	Montse Gutierrez (UTT)
12/11	Grace Foster (LCU)	NyalamThabach (WT)
12/18	Tina Machalova (UTT)	Catalina Cortez (MSU)
1/2	Tina Machalova (UTT)	Raiana Brown (TAMU)
1/8	Grace Foster (LCU)	Ashley Ingram (TWU)
1/15	Grace Foster (LCU)	Raiana Brown (TAMU)
1/22	Ashley Ingram (TWU)	Ella Bradley (UTT)
1/29	Baylee Fincher (UAFS)	Alexus Qadman (UTPB)
2/5	Raiana Brown (TAMU)	Reese Schumann (LCU)
2/12	Katie King (CU)	Alexus Qadman (UTPB)

PRESEASON POLL

School	1st	Total Points
1 Angelo State (15)	652	15
2 Texas Woman's (17)	633	17
3 UT Tyler (9)	627	9
4 Lubbock Christian (3)	606	3
5 West Texas A&M	524	
6 Texas A&M-Kingsville	492	
7 St. Edward's	379	
8 Cameron	311	
9 Oklahoma Christian	270	
10 UT Permian Basin	270	
11 Eastern New Mexico	248	
12 Western New Mexico	233	
13 Texas A&M International	225	
14 UAFS	202	
15 Midwestern State	172	
16 St. Mary's	140	



KAYCIE WILSON - ASSISTANT COACH

Kaycie joined the LCU women's basketball coaching staff in the 2014-15 season as a graduate assistant through the 2015-16 season. She has played an integral role in the coaching staff for all three NCAA national championships. Wilson was named to the Dave Campbell's Texas Basketball Top-40 Coaches Under-40 List in 2021. She spent her senior season (2013-14) playing in the interior of LCU's first season in the Heartland Conference, which went 20-0 in conference for a regular season first place finish. She spent three seasons (09/10 - 11/12) at NCAA Div. I Missouri-Kansas City, where she combined to average 4.9 points and 3.9 rebounds in 87 games. The forward also combined for 44 steals, 95 assists and 34 blocks for UMKC (21 blocks as a sophomore). Boyles was a multiple recipient on The Summit League Winter/Spring Academic All-League Team and the Commissioner's List of Academic Excellence as a distinguished scholar. She is a Lubbock native and a product of Coronado High School, where she was rated the No.45 best forward in the nation by Collegiate Girls Basketball Report and the No.55 best player in Texas by Premier Basketball Report. The multi-winning All-State recipient was named the Girls Basketball Player of the Year by the Lubbock Avalanche Journal, as well as the 2009 5A-4A All-South Plains Player of the Year after 17.6 points and 7.9 rebounds a game.



LANDON GOMEZ - ASSISTANT COACH

Landon, the son of Steve Gomez (women's basketball head coach) joined the Lady Chaparrals in his current role prior to the 2023-24 season. While earning a Bachelor's degree in Exercise Sports Science (ESS) at LCU (2017-2021), Landon spent three seasons as a student-assistant coach with the Lady Chaparrals. Landon was part of the 2019 and 2021 NCAA Division II national championship squads. He went on to complete a Masters of Science (degree) in Sport Management at Texas Tech, where he served as a graduate-assistant coach for the Lady Raiders basketball program. At Tech, Landon was on staff from 2021-23 and assisted in scouting reports and oversaw the scout/practice teams. The Lady Raiders made their first post-season appearance (WNIT) since the 2012-13 season and made a berth to the Super Sixteen (round).

Women's Basketball Support Staff



Volunteer Assistant Coach
Julio Pacheco



Sports Information Contact
Chris Due



Assistant Athletic Trainer
Courtney Burgess ATC/L



Student Trainer
Amberlee Aduddell



Student Assistant
Whitney Cox



Student Assistant
Cara Paschall



Student Assistant
Bri Pruitt

2023-24 LONE STAR CONFERENCE STANDINGS

School	Div	DPct.	Conf	CPct.	Overall	Pct.	Streak	Home	Away	Neutral
East Division										
Texas Woman's	10-1	.909	16-1	.941	22-3	.880	W12	11-1	9-2	2-0
UT Tyler	10-1	.909	15-2	.882	21-5	.808	W3	12-0	8-3	1-2
Texas A&M International	9-2	.818	13-4	.765	21-4	.840	W6	11-1	6-3	4-0
Texas A&M-Kingsville	6-5	.545	7-10	.412	11-13	.458	W2	5-3	4-7	2-3
UAFS	3-8	.273	6-11	.353	8-15	.348	L3	6-6	2-9	0-0
St. Edward's	2-8	.200	4-12	.250	7-15	.318	L6	6-6	1-8	0-1
St. Mary's	2-8	.200	4-12	.250	4-18	.182	L2	3-7	1-8	0-3
Oklahoma Christian	1-10	.091	2-15	.118	3-18	.143	L6	1-8	1-8	1-2
West Division										
UT Permian Basin	9-1	.900	14-2	.875	19-3	.864	W9	10-0	6-3	3-0
Lubbock Christian	8-2	.800	11-5	.688	16-7	.696	L2	8-4	7-3	1-0
Angelo State	6-4	.600	11-5	.688	17-8	.680	L1	7-3	6-3	4-2
West Texas A&M	5-5	.500	9-7	.562	14-10	.583	W1	5-4	5-5	4-1
Cameron	5-6	.455	7-10	.412	9-14	.391	W2	5-6	4-8	0-0
Eastern New Mexico	4-6	.400	4-12	.250	8-14	.364	L1	5-5	3-9	0-0
Midwestern State	4-7	.364	6-11	.353	6-17	.261	W1	3-8	3-7	0-2
Western New Mexico	0-10	.000	3-13	.188	8-13	.381	L5	4-6	2-7	2-0


2023-2024 LCU ROSTER

No.	Name	Pos.	Ht.	Cl.	Yrs.Left	Hometown School	High School
0	Grace Foster	FW	6-1	Jr.	2	Childress, Texas	Childress H.S.
1	Kennedy Chappell	G	5-9	Fr.	4	Heath, Texas	Dallas Christian H.S.
2	Maci Maddox	G	5-7	Sr.	1	Lubbock, Texas	Frenship HS
3	Audrey Robertson	G	5-8	Sr.	1	Kerrville, Texas	Tivy HS
4	Kimber Mathews	G	5-9	Fr.	4	Gruver, Texas	Gruver H.S.
11	Taylor Allen	G	5-9	Fr.	4	Roscoe, Texas	Highland H.S.
12	Taylor Thomas	G	5-9	So.	3	Canyon, Texas	Canyon H.S.
15	Shaylee Stovall	G	5-6	Sr.	1	Idalou, Texas	Idalou HS
22	Rylee Verduin	FW	6-2	Fr.	4	Wylie, Texas	Homeschool
23	Martie McCoy	FW/G	5-11	So.	3	Muenster, Texas	Muenster H.S.
30	Audrey Spurgin	P	6-2	Jr.	2	Fredericksburg, Texas	Fredericksburg H.S.
31	Tia Johnson	FW/G	5-9	So.	3	Lubbock, Texas	Brownfield H.S.
33	Deja Johnson	FW/G	5-9	So.	3	Lubbock, Texas	Brownfield H.S.
40	Reese Schumann	P	6-1	Jr.	2	Houston, Texas	Clear Lake H.S.

Head Coach: Steve Gomez

Assistant Coaches: Kaycie Wilson, Landon Gomez,

Julio Pacheco (Vol. Asst.)



PRONUNCIATIONS

CHAPPELL: chap-el (like a church service)
 STOVALL: stow-VAHL
 VERDUIN: ver-DUE-in
 DEJA (Johnson): DAYja
 SPURGIN: spurJEN
 SCHUMANN: shewman

GEO PRONUNCIATIONS

Gruver: GREW-ver
 Idalou: EYE-d'LEW
 Kerrville: K'RRville
 Lubbock: Luhbuck
 Muenster: MUHNster
 Tivy: TY-vee

CHAPS: shhapps (not CH-apps)

NCAA DIVISION II POLLS



WBCA DIV.II TOP 25 (2/13/24)

Rank	School	Pts	1st.	Prev.
1	Ashland (21-1)	573	22	1
2	Grand Valley State (20-2)	547	1	4
3	Thomas Jefferson (21-1)	515	0	6
4	Ferris State (17-2)	474	0	7
5	Gannon (24-2)	444	0	2
6	Harding (20-2)	418	0	10
7	Union, TN (22-2)	407	0	3
8	Valdosta State (21-2)	404	0	10
9	Texas Woman's (22-3)	387	0	9
10	Southern Nazarene (21-1)	351	0	5
11	Montana State Billings (21-4)	307	0	14
12	Catawba (17-3)	294	0	12
13	Azusa Pacific (21-3)	293	0	16
14	Minnesota State Mankato (21-4)	276	0	17
15	Assumption (19-3)	236	0	20
16	Western Washington (19-4)	229	0	19
17	Bentley (19-4)	163	0	8
18	Virginia State (19-3)	141	0	23
19	Fayetteville State (20-2)	138	0	25
20	Colorado Mines (19-4)	98	0	15
21t	Nova Southeastern (19-3)	86	0	RV
21t	Tampa (21-5)	86	0	13
23	Drury (18-4)	81	0	RV
24	Missouri Western State (19-4)	79	0	RV
25	Texas A&M International (21-4)	64	0	RV

Receiving Votes: Northwestern Oklahoma State (20-4) 54; Georgia Southwestern (17-3) 53; Lock Haven (20-2) 50; Cal State San Marcos (18-4) 44; Fort Hays State (18-5) 29; Fairmont State (17-5) 25; Missouri Southern State (18-5) 19; Miles (17-4) 2.



D2CSC DIV.II TOP 25 (2/13/24)

Rank	School	Rec	Pts	Prev.
1	Ashland (15)	21-1	399	2
2	Ferris State	17-2	356	6
3	Valdosta State	21-2	344	8
4	Harding	20-2	342	10
5	Jefferson	21-1	332	7
6	Gannon (1)	24-2	330	3
7	Grand Valley State	20-2	303	9
8	Southern Nazarene	21-1	299	1
9	Texas Woman's	22-3	259	13
10	Azusa Pacific	20-3	251	12
11	Catawba	17-3	230	16
12	Nova Southeastern	19-3	207	15
13	Fayetteville State	20-2	186	18
14	Assumption	19-3	181	21
15	Union	22-2	180	4
16	Georgia Southwestern	17-3	168	11
T17	Colorado Mines	19-4	149	14
T17	Montana State Billings	19-4	149	17
19	Lock Haven	20-2	125	22
20	Bentley	19-4	103	5
21	Texas A&M International	21-4	77	25
22	Western Washington	17-4	66	23
23	Minnesota State Mankato	21-4	63	RV
24	Tampa	21-5	43	20
25	Texas-Permian Basin	19-3	14	RV

RV: Missouri Southern (11); St. Rose (10); Kentucky Wesleyan (8); Virginia State (5); Cal State- San Marcos (5); West Chester (3); Drury (1); Francis Marion (1)



NCAA SOUTH CENTRAL REGIONAL RANKINGS

Schools vs. D2 rec. In-Region



D2CSC SOUTH CENTRAL REGION POLL

Rank	School (First-Place Votes)	W-L	Pts.	Prev.
1	Texas Woman's (5)	22-3	59	1
2	Colorado Mines (1)	19-4	48	2
3	Texas A&M International	21-4	46	3
T-4	Texas Permian Basin	19-3	42	4
T-4	Texas Tyler	21-5	42	5
6	Regis	18-5	22	7
7	Lubbock Christian	16-7	21	6
8	Colorado Mesa	18-5	16	8
9	Angelo State	17-8	15	9
10	Colo. Colorado Springs	16-7	11	10

WEBSITE & BROADCAST PARTNERS

ON THE NET - WWW.LCUCHAPS.COM

The official website of LCU Athletics is where you can find everything relating to the LCU basketball teams. Schedules, results, rosters, bios, statistics and game notes can be found there.

ON THE AIR

Each game will be broadcast on the LSC Digital Network as an option for fans unable to attend. The LSC Digital Network will offer season passes for basketball, giving fans access to all regular-season contests on the network for that sport. In addition, viewers will continue to have the option to purchase a \$10 day pass that provides access to all broadcasts aired that day and access to all archived content for 24 hours.

2022-23 LSC Digital Network Rates

24-Hour Day Pass:	\$10.00
Men's and Women's Basketball Season Pass:	\$75.00
Archive Download:	\$10 per broadcast


The LSC Digital Network enters its fourth season in 2022-23, showcasing academic and athletic events from the league, its 17 member institutions and three football affiliates in partnership with BlueFrame powered by Hudl. Fans can watch broadcasts and purchase passes online at www.lonestarconference.net on computer and mobile devices. Viewers can also tune in to games on the LSC Digital Network via OTT apps available on Apple TV, Amazon Fire TV, Android TV and Roku by searching for "LSC Digital Network."



DIGITAL NETWORK

UTPB Tops LCU In Battle of Division Leaders

UTPB's Win Was The First In Program History Over LCU




52

LUBBOCK CHRISTIAN -VS- UT PERMIAN BASIN

FEB. 10 - ODESSA, TEXAS

FALCON DOME



57

An 18-9 scoring advantage in the third quarter allowed Texas Permian Basin to claim a 57-52 win over Lubbock Christian University Saturday in a battle of West Division co-leaders in Falcon Dome on the UTPB campus.

The Lady Chaps (16-7, 11-5) had two players score in double figures, led by Audrey Robertson, who had 20 points and four assists. Maci Maddox tacked on 11 points and three steals and Kennedy Chappell added six points and two steals. Reese Schumann, who had nine points and six rebounds, had four offensive boards and helped LCU have a 7-3 scoring advantage in second-chance scoring.

The Falcons (19-3, 14-2) improved to 9-1 in West Division play and move ahead of LCU, who dropped to 8-2 in the division. UTPB had 18 points from Andreea Mancha and a 12-rebound performance from Alexis Qaadman.

How it Happened

After falling behind 13-9, Lubbock Christian went on a 7-0 run with 4:19 left in the first quarter, culminating in a bucket from Maci Maddox, to take a 16-13 lead. Robertson led LCU with eight points in the opening period and helped LCU to an 18-17 advantage through the opening 10 minutes. Lubbock Christian capitalized on five Texas-Permian Basin turnovers in the period, turning them into seven points on the other end of the floor.

Neither team led by more than three points in the second quarter. The tightly-played quarter came to a close with a Maddox three-pointer to give LCU a 30-29 lead at the half. Schumann provided LCU with five points in the quarter and Robertson led LCU with 10 points tallied in the opening half.

UTPB stormed out to an 8-0 run to open the second half, with six of the points registered at the free-throw line. It was one of two 8-0 runs in the quarter, which helped the Falcons take a 47-39 lead into the final quarter. LCU was 3-of-13 from the field in the quarter until Robertson nailed a three-pointer in the final moments of the quarter to help produce five points in the frame.

Texas-Permian Basin opened the fourth quarter with a 5-0 run to cap a 13-3 run to construct a 52-39 advantage for their largest lead of the game. LCU held UTPB without a field goal over the game's final 8:33, as they missed their final five field goal attempts, but UTPB was able to get their final five points from the line. LCU did have a 13-3 run in the quarter, with 11 of the points from the charity stripe. The Lady Chaps were 1-of-12 from the field in the quarter, going 0-of-7 from long-range (they were 11-of-13 in the quarter from the free-throw line).

Lubbock Christian 52 • 16-7,11-5 Lone S																	
#	Player	Total			3-Ptr			Rebounds			PF	TP	A	TO	Blk	Stl	Min
		FG	FGA	FG-FTA	FT	FTA	Off	Def	Total								
00	Grace Foster	r	0-2	0-2	0-0	0	2	2	4	0	0	2	1	0	2	0	26
01	Kennedy Chappell		1-9	0-6	4-4	1	3	4	5	6	3	3	0	2	3	0	33
02	Maci Maddox		4-11	1-4	2-2	0	2	2	1	11	1	5	0	3	40		
03	Audrey Robertson	g	5-13	3-10	7-8	0	3	3	4	20	4	4	0	1	40		
15	Shaylee Stovall		1-4	0-2	4-5	0	3	3	4	6	1	1	0	2	30		
12	Taylor Thomas		0-2	0-1	0-0	0	0	0	1	0	0	0	0	0	2		
30	Audrey Spurgin		0-0	0-0	0-0	0	1	1	0	0	0	0	0	0	4		
40	Reese Schumann		4-7	0-0	1-2	4	2	6	4	9	0	1	0	0	25		
Team						2			0								
Totals			15-48	4-25	18-21	7	16	23	23	52	9	16	1	8	200		
1st - FG %: 7-13 53.8% 2nd: 3-9 33.3% 3rd: 4-14 28.6% 4th: 1-12 8.3% Game: 15-48 31.3% Deadball Rebounds 4,3																	
3FG %: 2-6 33.3% 1-6 16.7% 1-6 16.7% 0-7 0.0% 4-25 16.0% 18-21 85.7%																	
FT %: 2-2 100.0% 5-6 83.3% 0-0 0.0% 11-13 84.6%																	
Tex. Permian Basin 57 • 19-3,14-2 Lone S																	
#	Player	Total			3-Ptr			Rebounds			PF	TP	A	TO	Blk	Stl	Min
		FG	FGA	FG-FTA	FT	FTA	Off	Def	Total								
11	Morgan Helgesen	r	4-10	2-7	0-0	1	3	4	0	10	1	2	0	0	35		
12	Makayla Bingley		2-5	0-3	1-2	0	2	2	5	2	4	0	1	36			
23	Alexus Qaadman		3-5	0-0	1-2	3	9	12	3	7	0	3	2	1	29		
01	Andreea Mancha	g	4-11	3-8	7-8	1	3	4	1	18	0	4	0	1	32		
10	Avalon Munoz	g	2-4	0-0	6-6	0	2	2	3	10	2	2	0	1	28		
00	Kamryn Lemon		2-6	0-0	0-0	2	0	2	3	4	3	3	0	1	18		
02	Tamia Flores		0-0	0-0	0-2	0	2	2	1	0	0	0	0	7			
13	Diavian Spencer		0-0	0-0	0-0	0	0	0	1	0	0	0	0	1			
15	Holly Hemmeline		0-1	0-1	1-2	0	1	1	1	1	0	0	0	4			
22	Khiara Flurgence		1-2	0-0	0-2	2	0	2	3	2	0	0	1	0	10		
Team						1			2								
Totals			18-44	5-19	16-24	10	23	33	18	57	9	18	3	5	200		
1st - FG %: 7-12 58.3% 2nd: 5-14 35.7% 3rd: 4-9 44.4% 4th: 2-9 22.2% Game: 18-44 40.9% Deadball Rebounds 5,2																	
3FG %: 3-7 42.9% 0-4 0.0% 1-4 25.0% 1-4 25.0% 5-19 26.3% 16-24 66.7%																	
FT %: 0-0 0.0% 2-4 50.0% 5-10 50.0%																	
Officials: Technical fouls: Lubbock Christian-None. Tex. Permian Basin-None.																	
Attendance: 2023-24 Women's Basketball, Round: 0. Lubbock Christian vs Tex. Permian Basin.																	
Score by periods																	
		1st	2nd	3rd	4th	Total											
Lubbock Christian		18	12	9	13	52											
Tex. Permian Basin		17	12	18	10	57											
Last FG - LCU 4th:02:31, UTPB 4th:08:34.																	
Largest lead - LCU by 3 1st:01:55, UTPB by 13 4th:08:34.																	
LCU led for 06:45. UTPB led for 30:52. Game was tied for 02:23.																	
Points In Paint 22 19 3 3 7																	
LCU 18 18 7 2 9 7																	
UTPB 22 19 3 3 7																	
Score tied - 5 times.																	
Lead changed - 10 times.																	



2023-24 STATISTICS

RECORD:	OVERALL	HOME	AWAY	NEUTRAL
ALL GAMES	16-7	8-4	7-3	1-0
CONFERENCE	11-5	5-3	6-2	0-0
NON-CONFERENCE	5-2	3-1	1-1	1-0

#	Player	gp-gs	min	avg	Total		3-Point		F-Throw		Rebounds								a	to	blk	stl	pts	avg
					fg-fga	fg%	3fg-fga	3fg%	ft-fa	ft%	off	def	tot	avg	pf	dq								
00	Grace Foster	21-21	680	32.4	107-218	.491	33-76	.434	87-98	.888	6	127	133	6.3	34	0	54	64	15	16	334	15.9		
01	Kennedy Chappell	23-4	437	19.0	37-80	.463	13-34	.382	26-33	.788	15	64	79	3.4	34	1	14	21	2	22	113	4.9		
02	Maci Maddox	23-23	860	37.4	102-239	.427	22-52	.423	29-36	.806	12	70	82	3.6	33	0	97	52	1	46	255	11.1		
03	Audrey Robertson	23-22	750	32.6	122-252	.484	33-74	.446	49-66	.742	24	72	96	4.2	48	0	47	49	3	21	326	14.2		
04	Kimber Mathews	3-0	14	4.7	1-3	.333	1-2	.500	2-2	1.000	1	0	1	0.3	3	0	0	0	0	0	5	1.7		
11	Taylor Allen	11-0	51	4.6	5-13	.385	1-2	.500	1-2	.500	4	3	7	0.6	3	0	2	5	0	3	12	1.1		
12	Taylor Thomas	21-1	235	11.2	13-50	.260	2-16	.125	15-18	.833	4	13	17	0.8	19	1	8	14	0	9	43	2.0		
15	Shaylee Stovall	23-23	623	27.1	40-133	.301	18-65	.277	37-41	.902	8	25	33	1.4	33	0	26	21	1	28	135	5.9		
23	Martie McCoy	13-13	233	17.9	11-35	.314	0-7	.000	10-14	.714	10	37	47	3.6	37	1	15	18	5	5	32	2.5		
30	Audrey Spurgin	23-2	259	11.3	23-63	.365	0-0	.000	20-37	.541	15	25	40	1.7	32	0	5	21	5	6	66	2.9		
31	Tia Johnson	11-0	38	3.5	1-6	.167	0-2	.000	3-4	.750	3	5	8	0.7	5	0	4	7	0	1	5	0.5		
33	Deja Johnson	13-0	60	4.6	7-16	.438	2-5	.400	2-2	1.000	3	5	8	0.6	9	0	2	6	0	3	18	1.4		
40	Reese Schumann	23-6	435	18.9	48-100	.480	0-0	.000	32-46	.696	55	65	120	5.2	64	3	12	27	18	13	128	5.6		
Team											24	50	74				25							
Total.....		23	4675		517-1208	.428	125-335	.373	313-399	.784	184	561	745	32.4	354	6	286	330	50	173	1472	64.0		
Opponents.....		23	4675		498-1275	.391	108-403	.268	221-322	.686	250	531	781	34.0	397	6	261	367	49	142	1325	57.6		

TEAM STATISTICS	LCU	OPP
SCORING	1472	1325
Points per game	64.0	57.6
Scoring margin	+6.4	-
FIELD GOALS-ATT	517-1208	498-1275
Field goal pct	.428	.391
3 POINT FG-ATT	125-335	108-403
3-point FG pct	.373	.268
3-pt FG made per game	5.4	4.7
FREE THROWS-ATT	313-399	221-322
Free throw pct	.784	.686
F-Throws made per game	13.6	9.6
REBOUNDS	745	781
Rebounds per game	32.4	34.0
Rebounding margin	-1.6	-
ASSISTS	286	261
Assists per game	12.4	11.3
TURNOVERS	330	367
Turnovers per game	14.3	16.0
Turnover margin	+1.6	-
Assist/turnover ratio	0.9	0.7
STEALS	173	142
Steals per game	7.5	6.2
BLOCKS	50	49
Blocks per game	2.2	2.1
ATTENDANCE	3904	3046
Home games-Avg/Game	12-325	10-298
Neutral site-Avg/Game	-	1-65

Date	Opponent		Score	Att.
11/03/23	UNION (TN)	L	78-87	347
11/05/23	ADAMS ST.	W	69-65	287
11/10/23	at Colo. Christian	Wot	67-62	126
11/11/23	vs CSU Pueblo	W	71-60	65
11/17/23	SOUTHWESTERN OKLA.	W	61-54	208
11/18/23	KING (TN)	W	82-42	192
11/25/23	at Southern Nazarene	L	64-67	350
11/30/23	at Okla. Christian	W	69-65	120
12/02/23	at Ark.-Fort Smith	W	58-49	138
12/10/23	TEX. A&M INT'L	L	60-65	301
12/12/23	TEX. A&M-KINGSVILLE	W	42-28	314
01/04/24	at Cameron	W	63-48	60
01/06/24	at Midwestern St.	Wot	68-61	562
01/11/24	TEX. PERMIAN BASIN	Wot	74-67	256
01/13/24	ANGELO ST.	W	67-54	407
01/18/24	at Eastern N.M.	W	73-57	515
01/20/24	at Western N.M.	W	63-40	69
01/25/24	UT TYLER	L	56-57	457
01/27/24	TEXAS WOMAN'S	L	64-76	487
02/01/24	MIDWESTERN ST.	W	73-53	285
02/03/24	CAMERON	W	56-50	363
02/08/24	at Angelo St.	L	42-61	1041
02/10/24	at Tex. Permian Basin	L	52-57	0

* - Conference game

Score by Periods	1st	2nd	3rd	4th	OT	Totals
Lubbock Christian	382	342	367	349	32	1472
Opponents	301	352	341	318	13	1325

CONFERENCE STATISTICS

#	Player	Total										3-Point		F-Throw		Rebounds									
		gp-gs	min	avg	fg-fga	fg%	3fg-fga	3fg%	ft-fa	ft%	off	def	tot	avg	pf	dq	a	to	blk	stl	pts	avg			
00	Grace Foster	14-14	459	32.8	73-147	.497	25-57	.439	45-52	.865	4	84	88	6.3	21	0	36	33	9	14	216	15.4			
01	Kennedy Chappell	16-4	331	20.7	27-60	.450	13-28	.464	15-18	.833	12	56	68	4.3	26	1	10	17	2	16	82	5.1			
02	Maci Maddox	16-16	598	37.4	59-150	.393	16-36	.444	18-24	.750	7	45	52	3.3	20	0	72	34	1	28	152	9.5			
03	Audrey Robertson	16-16	541	33.8	94-197	.477	27-60	.450	38-52	.731	21	48	69	4.3	37	0	30	33	3	12	253	15.8			
04	Kimber Mathews	2-0	3	1.5	0-1	.000	0-1	.000	0-0	.000	0	0	0	0.0	0	0	0	0	0	0	0	0.0			
11	Taylor Allen	10-0	38	3.8	1-6	.167	0-1	.000	1-2	.500	2	2	4	0.4	3	0	0	5	0	2	3	0.3			
12	Taylor Thomas	14-0	144	10.3	5-34	.147	0-12	.000	7-9	.778	2	7	9	0.6	9	0	3	7	0	4	17	1.2			
15	Shaylee Stovall	16-16	447	27.9	26-100	.260	10-46	.217	20-23	.870	6	20	26	1.6	24	0	16	16	1	18	82	5.1			
23	Martie McCoy	6-6	94	15.7	1-13	.077	0-4	.000	4-7	.571	7	16	23	3.8	17	1	5	7	1	2	6	1.0			
30	Audrey Spurgin	16-2	177	11.1	14-44	.318	0-0	.000	12-23	.522	9	12	21	1.3	19	0	4	15	4	5	40	2.5			
31	Tia Johnson	7-0	17	2.4	0-4	.000	0-1	.000	3-4	.750	3	0	3	0.4	2	0	0	2	0	1	3	0.4			
33	Deja Johnson	12-0	45	3.8	4-11	.364	0-1	.000	2-2	1.000	3	3	6	0.5	6	0	2	5	0	2	10	0.8			
40	Reese Schumann	16-6	356	22.3	44-88	.500	0-0	.000	28-40	.700	48	59	107	6.7	55	3	8	23	16	8	116	7.3			
Team											20	33	53												
Total.....		16	3250		348-855	.407	91-247	.368	193-256	.754	144	385	529	33.1	239	5	186	213	37	112	980	61.2			
Opponents.....		16	3250		343-881	.389	61-262	.233	141-207	.681	167	378	545	34.1	257	5	183	236	32	81	888	55.5			

Date	Opponent		Score
* 11/30/23	at Okla. Christian	W	69-65
* 12/02/23	at Ark.-Fort Smith	W	58-49
* 12/10/23	TEX. A&M INT'L	L	60-65
* 12/12/23	TEX. A&M-KINGSVILLE	W	42-28
* 01/04/24	at Cameron	W	63-48
* 01/06/24	at Midwestern St.	Wot	68-61
* 01/11/24	TEX. PERMIAN BASIN	Wot	74-67
* 01/13/24	ANGELO ST.	W	67-54
* 01/18/24	at Eastern N.M.	W	73-57
* 01/20/24	at Western N.M.	W	63-40
* 01/25/24	UT TYLER	L	56-57
* 01/27/24	TEXAS WOMAN'S	L	64-76
* 02/01/24	MIDWESTERN ST.	W	73-53
* 02/03/24	CAMERON	W	56-50
* 02/08/24	at Angelo St.	L	42-61
* 02/10/24	at Tex. Permian Basin	L	52-57

* - Conference game

HOME STATISTICS

#	Player	Total				3-Point		F-Throw		Rebounds															
		gp-gs	min	avg	fg-fga	fg%	3fg-fga	3fg%	ft-fa	ft%	off	def	tot	avg	pf	dq	a	to	blk	stl	pts	avg			
00	Grace Foster	10-10	322	32.2	59-115	.513	21-41	.512	42-51	.824	5	65	70	7.0	14	0	26	29	9	10	181	18.1			
01	Kennedy Chappell	12-12	241	20.1	20-48	.417	6-16	.375	17-22	.773	10	35	45	3.8	20	0	9	6	1	13	63	5.3			
02	Maci Maddox	12-12	435	36.2	53-117	.453	10-20	.500	10-14	.714	5	34	39	3.3	18	0	53	24	0	22	126	10.5			
03	Audrey Robertson	12-11	378	31.5	62-135	.459	14-37	.378	24-33	.727	13	32	45	3.8	25	0	25	25	2	12	162	13.5			
04	Kimber Mathews	2-0	12	6.0	1-3	.333	1-2	.500	2-2	1.000	1	0	1	0.5	3	0	0	0	0	0	5	2.5			
11	Taylor Allen	5-0	34	6.8	5-10	.500	1-2	.500	1-2	.500	2	2	4	0.8	2	0	2	3	0	2	12	2.4			
12	Taylor Thomas	10-1	133	13.3	8-30	.267	2-10	.200	12-14	.857	2	8	10	1.0	11	1	6	7	0	7	30	3.0			
15	Shaylee Stovall	12-12	325	27.1	23-69	.333	10-30	.333	24-26	.923	6	11	17	1.4	15	0	14	12	0	15	80	6.7			
23	Martie McCoy	6-6	123	20.5	6-19	.316	0-5	.000	5-7	.714	2	21	23	3.8	18	1	9	9	4	2	17	2.8			
30	Audrey Spurgin	12-2	132	11.0	11-30	.367	0-0	.000	13-25	.520	13	10	23	1.9	16	0	4	12	4	2	35	2.9			
31	Tia Johnson	4-0	22	5.5	1-3	.333	0-1	.000	1-2	.500	2	5	7	1.8	4	0	3	6	0	1	3	0.8			
33	Deja Johnson	8-0	44	5.5	6-13	.462	2-5	.400	0-0	.000	2	4	6	0.8	8	0	1	4	0	3	14	1.8			
40	Reese Schumann	12-4	224	18.7	18-41	.439	0-0	.000	18-26	.692	29	39	68	5.7	29	1	5	19	9	9	54	4.5			
Team											7	24	31												
Total.....		12	2425		273-633	.431	67-169	.396	169-224	.754	99	290	389	32.4	183	3	157	172	29	98	782	65.2			
Opponents.....		12	2425		257-644	.399	58-208	.279	126-175	.720	122	287	409	34.1	221	4	129	205	25	68	698	58.2			

Date	Opponent		Score
11/03/23	UNION (TN)	L	78-87
11/05/23	ADAMS ST.	W	69-65
11/17/23	SOUTHWESTERN OKLA.	W	61-54
11/18/23	KING (TN)	W	82-42
* 12/10/23	TEX. A&M INT'L	L	60-65
* 12/12/23	TEX. A&M-KINGSVILLE	W	42-28
* 01/11/24	TEX. PERMIAN BASIN	Wot	74-67
* 01/13/24	ANGELO ST.	W	67-54
* 01/25/24	UT TYLER	L	56-57
* 01/27/24	TEXAS WOMAN'S	L	64-76
* 02/01/24	MIDWESTERN ST.	W	73-53
* 02/03/24	CAMERON	W	56-50

* - Conference game

AWAY STATISTICS

#	Player	Total										3-Point		F-Throw		Rebounds									
		gp-gs	min	avg	fg-fga	fg%	3fg-fga	3fg%	ft-fa	ft%	off	def	tot	avg	pf	dq	a	to	blk	stl	pts	avg			
00	Grace Foster	10-10	321	32.1	43-94	.457	11-33	.333	32-34	.941	0	55	55	5.5	20	0	25	30	5	6	129	12.9			
01	Kennedy Chappell	10-2	184	18.4	16-31	.516	7-18	.389	9-11	.818	5	28	33	3.3	13	1	5	13	1	8	48	4.8			
02	Maci Maddox	10-10	386	38.6	42-104	.404	10-27	.370	15-18	.833	5	32	37	3.7	14	0	39	23	1	19	109	10.9			
03	Audrey Robertson	10-10	340	34.0	56-110	.509	18-34	.529	21-27	.778	10	33	43	4.3	21	0	21	20	1	7	151	15.1			
04	Kimber Mathews	1-0	2	2.0	0-0	.000	0-0	.000	0-0	.000	0	0	0	0.0	0	0	0	0	0	0	0	0.0			
11	Taylor Allen	6-0	17	2.8	0-3	.000	0-0	.000	0-0	.000	2	1	3	0.5	1	0	0	2	0	1	0	0.0			
12	Taylor Thomas	10-0	94	9.4	3-18	.167	0-6	.000	2-3	.667	2	4	6	0.6	8	0	1	7	0	2	8	0.8			
15	Shaylee Stovall	10-10	269	26.9	17-59	.288	8-31	.258	13-15	.867	2	14	16	1.6	16	0	12	8	1	10	55	5.5			
23	Martie McCoy	6-6	102	17.0	5-14	.357	0-2	.000	5-7	.714	8	16	24	4.0	17	0	6	8	1	2	55	2.5			
30	Audrey Spurgin	10-0	117	11.7	10-30	.333	0-0	.000	7-12	.583	2	13	15	1.5	12	0	1	9	1	4	27	2.7			
31	Tia Johnson	6-0	14	2.3	0-3	.000	0-1	.000	2-2	1.000	1	0	1	0.2	1	0	1	1	0	0	2	0.3			
33	Deja Johnson	5-0	16	3.2	1-3	.333	0-0	.000	2-2	1.000	1	1	2	0.4	1	0	1	2	0	0	4	0.8			
40	Reese Schumann	10-2	188	18.8	29-56	.518	0-0	.000	13-18	.722	24	25	49	4.9	31	2	6	8	9	2	71	7.1			
Team											16	22	38				9								
Total.....		10	2050		222-525	.423	54-152	.355	121-149	.812	78	244	332	32.2	155	3	118	140	20	61	619	61.9			
Opponents.....		10	2050		219-569	.385	48-177	.271	81-128	.633	112	222	334	33.4	155	1	117	143	19	64	567	56.7			

DIVISION GAME STATISTICS

RECORD:	OVERALL	HOME	AWAY	NEUTRAL
ALL GAMES	8-2	4-0	4-2	0-0
CONFERENCE	8-2	4-0	4-2	0-0
NON-CONFERENCE	0-0	0-0	0-0	0-0

##	Player	gp-gs	min	avg	Total		3-Point		F-Throw		Rebounds				pf	dq	a	to	blk	stl	pts	avg
					fg-fga	fg%	3fg-fga	3fg%	ft-fa	ft%	off	def	tot	avg								
00	Grace Foster	8-8	276	34.5	46-91	.505	15-35	.429	19-23	.826	1	50	51	6.4	14	0	23	22	5	8	126	15.8
01	Kennedy Chappell	10-4	229	22.9	20-49	.408	9-24	.375	10-10	1.000	8	43	51	5.1	18	1	6	12	2	11	59	5.9
02	Maci Maddox	10-10	377	37.7	37-92	.402	12-22	.545	8-12	.667	4	31	35	3.5	11	0	53	17	1	16	94	9.4
03	Audrey Robertson	10-10	350	35.0	63-129	.488	19-42	.452	25-31	.806	11	32	43	4.3	20	0	22	24	2	8	170	17.0
04	Kimber Mathews	2-0	3	1.5	0-1	.000	0-1	.000	0-0	.000	0	0	0	0.0	0	0	0	0	0	0	0	0.0
11	Taylor Allen	7-0	25	3.6	0-5	.000	0-1	.000	1-2	.500	2	2	4	0.6	3	0	0	4	0	1	1	0.1
12	Taylor Thomas	8-0	85	10.6	4-24	.167	0-7	.000	3-3	1.000	1	3	4	0.5	3	0	2	2	0	3	11	1.4
15	Shaylee Stovall	10-10	275	27.5	16-63	.254	8-30	.267	13-16	.813	2	17	19	1.9	12	0	12	6	1	11	53	5.3
23	Martie McCoy	2-2	19	9.5	0-3	.000	0-2	.000	1-2	.500	3	3	6	3.0	6	0	3	1	0	1	1	0.5
30	Audrey Spurgin	10-2	108	10.8	7-27	.259	0-0	.000	4-8	.500	6	9	15	1.5	11	0	1	10	3	4	18	1.8
31	Tia Johnson	6-0	14	2.3	0-4	.000	0-1	.000	3-4	.750	3	0	3	0.5	2	0	0	1	0	0	3	0.5
33	Deja Johnson	8-0	38	4.8	4-10	.400	0-1	.000	2-2	1.000	2	2	4	0.5	5	0	2	4	0	2	10	1.3
40	Reese Schumann	10-4	251	25.1	36-67	.537	0-0	.000	13-18	.722	35	40	75	7.5	35	1	4	9	15	2	85	8.5
Team											12	18	30					5				
Total.....		10	2050		233-565	.412	63-166	.380	102-131	.779	90	250	340	34.0	140	2	128	117	29	67	631	63.1
Opponents.....		10	2050		217-579	.375	34-167	.204	80-117	.684	112	242	354	35.4	144	3	124	130	20	46	548	54.8

TEAM STATISTICS

	LCU	OPP
SCORING	631	548
Points per game	63.1	54.8
Scoring margin	+8.3	-
FIELD GOALS-ATT	233-565	217-579
Field goal pct	.412	.375
3 POINT FG-ATT	63-166	34-167
3-point FG pct	.380	.204
3-pt FG made per game	6.3	3.4
FREE THROWS-ATT	102-131	80-117
Free throw pct	.779	.684
F-Throws made per game	10.2	8.0
REBOUNDS	340	354
Rebounds per game	34.0	35.4
Rebounding margin	-1.4	-
ASSISTS	128	124
Assists per game	12.8	12.4
TURNOVERS	117	130
Turnovers per game	11.7	13.0
Turnover margin	+1.3	-
Assist/turnover ratio	1.1	1.0
STEALS	67	46
Steals per game	6.7	4.6
BLOCKS	29	20
Blocks per game	2.9	2.0
ATTENDANCE	1311	2247
Home games-Avg/Game	4-328	6-374
Neutral site-Avg/Game	-	0-0

Score by Periods	1st	2nd	3rd	4th	OT	Totals
Lubbock Christian	171	130	163	145	22	631
Opponents	122	154	143	121	8	548

Date	Opponent		Score	Att.
* 01/04/24	at Cameron	W	63-48	60
* 01/06/24	at Midwestern St.	Wot	68-61	562
* 01/11/24	TEX. PERMIAN BASIN	Wot	74-67	256
* 01/13/24	ANGELO ST.	W	67-54	407
* 01/18/24	at Eastern N.M.	W	73-57	515
* 01/20/24	at Western N.M.	W	63-40	69
* 02/01/24	MIDWESTERN ST.	W	73-53	285
* 02/03/24	CAMERON	W	56-50	363
* 02/08/24	at Angelo St.	L	42-61	1041
* 02/10/24	at Tex. Permian Basin	L	52-57	0

* - Conference game

LUBBOCK CHRISTIAN UNIVERSITY WOMEN'S BASKETBALL GAME NOTES

LCU RECORD WHEN...

At home	8-4
On the road	7-3
Neutral site.....	1-0
Lone Star Conference	11-5

Monday	0-0
Tuesday.....	1-0
Wednesday	0-0
Thursday	5-2
Friday.....	2-1
Saturday.....	7-3
Sunday	1-1

Against ranked opponents.....	0-4
Top 5 opponents	0-0
Top 10 opponents	0-0

Scoring

70-plus points	5-1
60-69 points	8-3
50-59 points	2-2
49 or less points.....	1-1

Allowing

70-plus points	0-2
60-69 points	6-3
50-59 points	5-2
49 or less points.....	5-0

Shooting

50% or better	3-1
40-49%	10-3
30-39%	2-2
29.9% or less	1-1

Opponents Shooting

50% or better	0-2
40-49%	6-3
30-39%	8-2
29.9% or less	2-0

Percentages From The Field

Out-shooting the opponent	12-2
Opponents out-shoot LCU	4-5
Tied	0-0

Rebounding

Out-rebound an opponent.....	8-2
Opponent out-rebounds LCU	7-5
Tied	1-0

Turnovers

Commit 15 or less turnovers	10-4
Commit more than 15 turnovers.....	6-3
Force 15 or less turnovers.....	8-2
Force more than 15	8-5

Misc.

When Leading after the 1st Quarter.....	13-3
When Tied after the 1st Quarter.....	1-0
When Trailing after the 1st Quarter.....	2-4

When Leading at halftime	11-3
When Tied at halftime	1-0
When Trailing at halftime	4-4

When Leading after the 3rd Quarter	13-0
When Tied after the 3rd Quarter	3-0
When Trailing after the 3rd Quarter	0-7
Overtime	3-0

Lubbock Christian Team Game-by-Game Comparison (as of Feb 14, 2024)

All games

Opponent	1st	2nd	Score	Mar	Total FG	FG Pct	3-Pointers	3FG Pct	Free Throws	FT Pct	Rebounds	Assist	T/Over	Block	Steal	Fouls	
UNION (TN)	36/44	42/43	78-87	(9)	28-54/28-57	.519/.491	2-10/12-25	.200/.480	20-28/19-25	.714/.760	32/29	+3	19/14	19/19	2/2	5/6	23/29
ADAMS ST.	39/31	30/34	69-65	+4	20-48/22-51	.417/.431	7-15/8-17	.467/.471	22-23/13-14	.957/.929	22/36	(14)	12/13	12/19	2/4	9/6	14/21
Colo. Christian	32/35	25/22	67-62	+5	21-49/22-63	.429/.349	4-12/9-28	.333/.321	21-26/9-16	.808/.563	36/39	(3)	11/13	19/17	2/0	7/12	17/25
CSU Pueblo	40/27	31/33	71-60	+11	22-50/22-62	.440/.355	4-14/2-18	.286/.111	23-26/14-19	.885/.737	34/38	(4)	11/15	18/19	1/5	14/10	16/21
SOUTHWESTERN OKLA.	36/28	25/26	61-54	+7	22-44/21-55	.500/.382	4-10/7-20	.400/.350	13-14/5-7	.929/.714	31/26	+5	15/8	22/18	2/3	6/15	10/16
KING (TN)	36/23	46/19	82-42	+40	30-54/12-51	.556/.235	8-15/1-13	.533/.077	14-19/17-29	.737/.586	34/38	(4)	23/3	13/19	2/2	10/5	20/17
Southern Nazarene	24/30	40/37	64-67	(3)	26-54/28-55	.481/.509	5-12/8-20	.417/.400	7-7/3-5	1000/.600	27/30	(3)	9/12	14/20	2/1	10/7	15/11
Okla. Christian	37/26	32/39	69-65	+4	22-49/27-63	.449/.429	4-10/6-18	.400/.333	21-28/5-11	.750/.455	37/33	+4	8/18	15/11	1/4	3/6	18/24
Ark.-Fort Smith	22/24	36/25	58-49	+9	18-41/17-44	.439/.386	2-12/4-17	.167/.235	20-24/11-17	.833/.647	28/24	+4	7/7	18/20	0/1	8/8	20/19
TEX. A&M INT'L	31/25	29/40	60-65	(5)	21-49/22-56	.429/.393	5-14/4-18	.357/.222	13-20/17-25	.650/.680	30/38	(8)	14/8	24/21	2/0	8/9	19/22
TEX. A&M-KINGSVILLE	22/13	20/15	42-28	+14	16-54/13-40	.296/.325	4-13/2-10	.308/.200	6-9/0-0	.667/.000	35/31	+4	9/9	16/23	0/5	9/4	4/11
Cameron	29/29	34/19	63-48	+15	24-61/18-43	.393/.419	9-26/2-11	.346/.182	6-7/10-14	.857/.714	30/27	+3	14/9	7/15	2/0	2/2	16/15
Midwestern St.	38/27	21/32	68-61	+7	27-58/25-82	.466/.305	9-17/2-15	.529/.133	5-10/9-12	.500/.750	46/46	-	18/12	18/6	1/3	1/7	16/13
TEX. PERMIAN BASIN	27/29	34/32	74-67	+7	26-53/27-64	.491/.422	8-20/6-25	.400/.240	14-17/7-9	.824/.778	28/40	(12)	16/16	13/18	1/1	9/4	19/20
ANGELO ST.	30/18	37/36	67-54	+13	25-62/23-68	.403/.338	8-19/3-19	.421/.158	9-15/5-7	.600/.714	45/40	+5	12/13	13/11	5/3	9/5	9/19
Eastern N.M.	36/34	37/23	73-57	+16	29-59/23-58	.492/.397	6-12/2-16	.500/.125	9-12/9-15	.750/.600	34/33	+1	18/10	7/9	2/1	5/5	14/14
Western N.M.	30/27	33/13	63-40	+23	24-45/15-59	.533/.254	9-16/5-16	.563/.313	6-6/5-7	1000/.714	26/27	(1)	18/6	13/13	7/1	9/5	9/6
UT TYLER	31/30	25/27	56-57	(1)	18-48/19-48	.375/.396	6-15/6-20	.400/.300	14-20/13-17	.700/.765	31/34	(3)	9/7	11/17	2/1	9/3	18/20
TEXAS WOMAN'S	37/41	27/35	64-76	(12)	20-49/28-51	.408/.549	7-17/5-12	.412/.417	17-24/15-20	.708/.750	28/31	(3)	11/10	12/14	3/1	8/5	20/17
MIDWESTERN ST.	39/26	34/27	73-53	+20	30-64/20-49	.469/.408	7-14/3-18	.500/.167	6-12/10-17	.500/.588	35/34	+1	12/11	5/13	5/3	8/0	15/13
CAMERON	21/26	35/24	56-50	+6	17-54/22-54	.315/.407	1-7/1-11	.143/.091	21-23/5-5	.913/1000	38/32	+6	5/17	12/13	3/0	8/6	12/16
Angelo St.	21/31	21/30	42-61	(19)	16-61/26-58	.262/.448	2-10/5-17	.200/.294	8-8/4-7	1000/.571	35/42	(7)	6/21	13/14	2/5	8/7	7/10
Tex. Permian Basin	30/29	22/28	52-57	(5)	15-48/18-44	.313/.409	4-25/5-19	.160/.263	18-21/16-24	.857/.667	23/33	(10)	9/9	16/18	1/3	8/5	23/18

Note: Game totals are displayed in the format TEAM/OPPONENT for each category

LUBBOCK CHRISTIAN UNIVERSITY WOMEN'S BASKETBALL GAME NOTES

Lubbock Christian Points-Rebounds-Assists (as of Feb 14, 2024)

All games

Opponent	Date	Score		00 FOSTER, GRA	01 CHAPPELL, K	02 MADDOX, MAC	03 ROBERTSON,	04 MATHEWS, KI	11 ALLEN, TAYL	12 THOMAS, TAY
UNION (TN)	11/03/23	78-87	L	16-7-4	8-2-1	16-4-4	12-3-2	DNP	DNP	9-3-1
ADAMS ST.	11/05/23	69-65	W	28-8-3	2-0-1	14-4-4	6-2-1	DNP	DNP	3-3-0
at Colo. Christian	11/10/23	67-62	W	9-6-0	10-3-1	12-6-4	16-6-3	DNP	DNP	0-0-0
vs CSU Pueblo	11/11/23	71-60	W	24-8-3	2-1-0	20-6-5	13-8-1	DNP	DNP	5-1-1
SOUTHWESTERN OKLA.	11/17/23	61-54	W	10-9-4	3-1-0	15-3-2	14-2-6	DNP	DNP	2-1-1
KING (TN)	11/18/23	82-42	W	9-5-2	4-3-1	14-3-1	8-1-3	5-1-0	9-3-2	5-0-2
at Southern Nazarene	11/25/23	64-67	L	22-2-2	2-1-0	12-4-5	4-5-1	DNP	DNP	2-0-0
at Okla. Christian	11/30/23	69-65	W	17-9-1	5-2-0	14-4-2	20-4-2	DNP	DNP	1-3-0
at Ark.-Fort Smith	12/02/23	58-49	W	12-2-4	0-2-0	14-2-0	18-4-0	DNP	0-0-0	0-0-0
TEX. A&M INT'L	12/10/23	60-65	L	27-5-3	2-1-2	4-3-7	9-4-1	DNP	2-0-0	2-2-1
TEX. A&M-KINGSVILLE	12/12/23	42-28	W	21-8-3	3-3-1	6-4-3	6-4-0	DNP	0-0-0	0-0-0
at Cameron	01/04/24	63-48	W	18-9-3	6-4-0	13-1-5	10-4-2	DNP	0-1-0	2-1-0
at Midwestern St.	01/06/24	68-61	W	21-9-6	3-4-1	13-8-7	18-7-3	DNP	0-0-0	0-0-0
TEX. PERMIAN BASIN	01/11/24	74-67	W	36-5-3	5-6-0	10-2-12	13-5-1	DNP	0-0-0	DNP
ANGELO ST.	01/13/24	67-54	W	21-10-2	5-4-0	8-5-6	21-6-2	DNP	DNP	DNP
at Eastern N.M.	01/18/24	73-57	W	4-6-5	5-3-0	0-3-5	24-3-1	DNP	0-0-0	0-0-0
at Western N.M.	01/20/24	63-40	W	22-9-3	6-3-0	13-3-8	8-3-4	0-0-0	0-0-0	0-0-0
UT TYLER	01/25/24	56-57	L	8-9-2	5-3-0	8-3-2	17-3-3	DNP	DNP	0-0-0
TEXAS WOMAN'S	01/27/24	64-76	L	5-4-0	8-6-1	12-1-5	13-7-2	DNP	DNP	3-0-0
MIDWESTERN ST.	02/01/24	73-53	W	DNP	6-7-1	11-4-6	23-6-3	0-0-0	1-1-0	4-0-1
CAMERON	02/03/24	56-50	W	DNP	12-9-1	8-3-1	20-2-1	DNP	DNP	2-1-0
at Angelo St.	02/08/24	42-61	L	4-1-1	5-7-0	7-4-2	13-4-1	DNP	0-2-0	3-2-1
at Tex. Permian Basin	02/10/24	52-57	L	0-2-0	6-4-3	11-2-1	20-3-4	DNP	DNP	0-0-0

Opponent	Date	Score		15 STOVALL, SH	23 MCCOY, MART	30 SPURGIN, AU	31 JOHNSON, TI	33 JOHNSON, DE	40 SCHUMANN, R
UNION (TN)	11/03/23	78-87	L	7-2-3	4-3-4	4-4-0	DNP	DNP	2-0-0
ADAMS ST.	11/05/23	69-65	W	11-0-2	5-5-1	0-0-0	DNP	DNP	0-0-0
at Colo. Christian	11/10/23	67-62	W	8-1-1	6-5-1	6-2-0	0-0-1	DNP	0-2-0
vs CSU Pueblo	11/11/23	71-60	W	0-0-0	0-0-0	4-2-0	0-0-0	DNP	3-3-1
SOUTHWESTERN OKLA.	11/17/23	61-54	W	10-1-0	3-3-0	2-6-1	0-0-0	DNP	2-3-1
KING (TN)	11/18/23	82-42	W	3-1-4	4-3-4	8-3-0	2-5-3	8-2-0	3-3-1
at Southern Nazarene	11/25/23	64-67	L	14-2-0	4-5-0	2-2-0	DNP	DNP	2-2-1
at Okla. Christian	11/30/23	69-65	W	3-2-1	2-3-1	2-0-0	DNP	DNP	5-3-1
at Ark.-Fort Smith	12/02/23	58-49	W	4-1-0	2-5-1	5-0-0	DNP	0-0-0	3-7-2
TEX. A&M INT'L	12/10/23	60-65	L	6-1-0	1-3-0	4-0-0	DNP	0-1-0	3-5-0
TEX. A&M-KINGSVILLE	12/12/23	42-28	W	4-1-1	0-6-0	0-0-0	0-0-0	0-1-0	2-5-1
at Cameron	01/04/24	63-48	W	5-1-1	1-6-3	0-0-0	0-0-0	0-0-0	8-3-0
at Midwestern St.	01/06/24	68-61	W	3-4-1	0-0-0	0-6-0	0-0-0	DNP	10-5-0
TEX. PERMIAN BASIN	01/11/24	74-67	W	4-2-0	DNP	2-0-0	DNP	2-0-0	2-5-0
ANGELO ST.	01/13/24	67-54	W	2-3-2	DNP	1-2-0	DNP	2-1-0	7-10-0
at Eastern N.M.	01/18/24	73-57	W	8-2-3	DNP	8-2-1	0-1-0	0-1-1	24-10-2
at Western N.M.	01/20/24	63-40	W	4-0-3	DNP	4-2-0	2-0-0	2-1-0	2-5-0
UT TYLER	01/25/24	56-57	L	2-1-0	DNP	2-1-2	DNP	DNP	14-9-0
TEXAS WOMAN'S	01/27/24	64-76	L	10-1-2	DNP	9-5-1	DNP	0-0-0	4-3-0
MIDWESTERN ST.	02/01/24	73-53	W	15-2-0	DNP	3-2-0	1-2-0	2-1-1	7-7-0
CAMERON	02/03/24	56-50	W	6-2-0	DNP	0-0-0	DNP	0-0-0	8-18-2
at Angelo St.	02/08/24	42-61	L	0-0-1	DNP	0-0-0	0-0-0	2-0-0	8-6-0
at Tex. Permian Basin	02/10/24	52-57	L	6-3-1	DNP	0-1-0	DNP	DNP	9-6-0

LCU - TEAM GAME HIGHS

POINTS	82	KING (TN) (11/18/23)
	78	UNION (TN) (11/03/23)
	74	TEX. PERMIAN BASIN (01/11/24)
	73	MIDWESTERN ST. (02/01/24)
	73	at Eastern N.M. (01/18/24)
FIELD GOALS MADE	30	MIDWESTERN ST. (02/01/24)
	30	KING (TN) (11/18/23)
FIELD GOAL ATTEMPTS	64	MIDWESTERN ST. (02/01/24)
	62	ANGELO ST. (01/13/24)
FIELD GOAL PERCENTAGE	.556 (30-54)	KING (TN) (11/18/23)
	.533 (24-45)	at Western N.M. (01/20/24)
3 PT FIELD GOALS MADE	9	at Western N.M. (01/20/24)
	9	at Midwestern St. (01/06/24)
	9	at Cameron (01/04/24)
3 PT FG ATTEMPTS	26	at Cameron (01/04/24)
	25	at Tex. Permian Basin (02/10/24)
3 PT FG PERCENTAGE	.563 (9-16)	at Western N.M. (01/20/24)
	.533 (8-15)	KING (TN) (11/18/23)
FREE THROWS MADE	23	vs CSU Pueblo (11/11/23)
	22	ADAMS ST. (11/05/23)
FREE THROW ATTEMPTS	28	at Okla. Christian (11/30/23)
	28	UNION (TN) (11/03/23)
FREE THROW PERCENTAGE	1.000 (8-8)	at Angelo St. (02/08/24)
	1.000 (7-7)	at Southern Nazarene (11/25/23)
	1.000 (6-6)	at Western N.M. (01/20/24)
REBOUNDS	46	at Midwestern St. (01/06/24)
	45	ANGELO ST. (01/13/24)
ASSISTS	23	KING (TN) (11/18/23)
	19	UNION (TN) (11/03/23)
STEALS	14	vs CSU Pueblo (11/11/23)
	10	at Southern Nazarene (11/25/23)
	10	KING (TN) (11/18/23)
BLOCKED SHOTS	7	at Western N.M. (01/20/24)
	5	MIDWESTERN ST. (02/01/24)
	5	ANGELO ST. (01/13/24)
TURNOVERS	24	TEX. A&M INT'L (12/10/23)
	22	SOUTHWESTERN OKLA. (11/17/23)
FOULS	23	at Tex. Permian Basin (02/10/24)
	23	UNION (TN) (11/03/23)

LCU OPPONENT - TEAM GAME HIGHS

POINTS	87	UNION (TN) (11/03/23)
	76	TEXAS WOMAN'S (01/27/24)
	67	TEX. PERMIAN BASIN (01/11/24)
	67	at Southern Nazarene (11/25/23)
	65	TEX. A&M INT'L (12/10/23)
	65	at Okla. Christian (11/30/23)
	65	ADAMS ST. (11/05/23)
FIELD GOALS MADE	28	TEXAS WOMAN'S (01/27/24)
	28	at Southern Nazarene (11/25/23)
	28	UNION (TN) (11/03/23)
FIELD GOAL ATTEMPTS	82	at Midwestern St. (01/06/24)
	68	ANGELO ST. (01/13/24)
FIELD GOAL PERCENTAGE	.549 (28-51)	TEXAS WOMAN'S (01/27/24)
	.509 (28-55)	at Southern Nazarene (11/25/23)
3 PT FIELD GOALS MADE	12	UNION (TN) (11/03/23)
	9	at Colo. Christian (11/10/23)
3 PT FG ATTEMPTS	28	at Colo. Christian (11/10/23)
	25	TEX. PERMIAN BASIN (01/11/24)
	25	UNION (TN) (11/03/23)
3 PT FG PERCENTAGE	.480 (12-25)	UNION (TN) (11/03/23)
	.471 (8-17)	ADAMS ST. (11/05/23)
FREE THROWS MADE	19	UNION (TN) (11/03/23)
	17	TEX. A&M INT'L (12/10/23)
	17	KING (TN) (11/18/23)
FREE THROW ATTEMPTS	29	KING (TN) (11/18/23)
	25	TEX. A&M INT'L (12/10/23)
	25	UNION (TN) (11/03/23)
FREE THROW PERCENTAGE	1.000 (5-5)	CAMERON (02/03/24)
	.929 (13-14)	ADAMS ST. (11/05/23)
REBOUNDS	46	at Midwestern St. (01/06/24)
	42	at Angelo St. (02/08/24)
ASSISTS	21	at Angelo St. (02/08/24)
	18	at Okla. Christian (11/30/23)
STEALS	15	SOUTHWESTERN OKLA. (11/17/23)
	12	at Colo. Christian (11/10/23)
BLOCKED SHOTS	5	at Angelo St. (02/08/24)
	5	TEX. A&M-KINGSVILLE (12/12/23)
	5	vs CSU Pueblo (11/11/23)
TURNOVERS	23	TEX. A&M-KINGSVILLE (12/12/23)
	21	TEX. A&M INT'L (12/10/23)
FOULS	29	UNION (TN) (11/03/23)
	25	at Colo. Christian (11/10/23)

LCU - TEAM GAME LOWS

POINTS	42	TEX. A&M-KINGSVILLE (12/12/23)
	42	at Angelo St. (02/08/24)
	52	at Tex. Permian Basin (02/10/24)
	56	UT TYLER (01/25/24)
	56	CAMERON (02/03/24)
FIELD GOALS MADE	15	at Tex. Permian Basin (02/10/24)
	16	TEX. A&M-KINGSVILLE (12/12/23)
	16	at Angelo St. (02/08/24)
FIELD GOAL ATTEMPTS	41	at Ark.-Fort Smith (12/02/23)
	44	SOUTHWESTERN OKLA. (11/17/23)
FIELD GOAL PERCENTAGE	.262 (16-61)	at Angelo St. (02/08/24)
	.296 (16-54)	TEX. A&M-KINGSVILLE (12/12/23)
3 PT FIELD GOALS MADE	1	CAMERON (02/03/24)
	2	UNION (TN) (11/03/23)
	2	at Ark.-Fort Smith (12/02/23)
	2	at Angelo St. (02/08/24)
3 PT FG ATTEMPTS	7	CAMERON (02/03/24)
	10	UNION (TN) (11/03/23)
	10	SOUTHWESTERN OKLA. (11/17/23)
	10	at Okla. Christian (11/30/23)
	10	at Angelo St. (02/08/24)
3 PT FG PERCENTAGE	.143 (1-7)	CAMERON (02/03/24)
	.160 (4-25)	at Tex. Permian Basin (02/10/24)
FREE THROWS MADE	5	at Midwestern St. (01/06/24)
	6	TEX. A&M-KINGSVILLE (12/12/23)
	6	at Cameron (01/04/24)
	6	at Western N.M. (01/20/24)
	6	MIDWESTERN ST. (02/01/24)
FREE THROW ATTEMPTS	6	at Western N.M. (01/20/24)
	7	at Southern Nazarene (11/25/23)
	7	at Cameron (01/04/24)
FREE THROW PERCENTAGE	.500 (5-10)	at Midwestern St. (01/06/24)
	.500 (6-12)	MIDWESTERN ST. (02/01/24)
REBOUNDS	22	ADAMS ST. (11/05/23)
	23	at Tex. Permian Basin (02/10/24)
ASSISTS	5	CAMERON (02/03/24)
	6	at Angelo St. (02/08/24)
STEALS	1	at Midwestern St. (01/06/24)
	2	at Cameron (01/04/24)
BLOCKED SHOTS	0	at Ark.-Fort Smith (12/02/23)
	0	TEX. A&M-KINGSVILLE (12/12/23)
TURNOVERS	5	MIDWESTERN ST. (02/01/24)
	7	at Cameron (01/04/24)
	7	at Eastern N.M. (01/18/24)
FOULS	4	TEX. A&M-KINGSVILLE (12/12/23)
	7	at Angelo St. (02/08/24)

LCU OPPONENT - TEAM GAME LOWS

POINTS	28	TEX. A&M-KINGSVILLE (12/12/23)
	40	at Western N.M. (01/20/24)
	42	KING (TN) (11/18/23)
	48	at Cameron (01/04/24)
	49	at Ark.-Fort Smith (12/02/23)
FIELD GOALS MADE	12	KING (TN) (11/18/23)
	13	TEX. A&M-KINGSVILLE (12/12/23)
FIELD GOAL ATTEMPTS	40	TEX. A&M-KINGSVILLE (12/12/23)
	43	at Cameron (01/04/24)
FIELD GOAL PERCENTAGE	.235 (12-51)	KING (TN) (11/18/23)
	.254 (15-59)	at Western N.M. (01/20/24)
3 PT FIELD GOALS MADE	1	KING (TN) (11/18/23)
	1	CAMERON (02/03/24)
3 PT FG ATTEMPTS	10	TEX. A&M-KINGSVILLE (12/12/23)
	11	at Cameron (01/04/24)
	11	CAMERON (02/03/24)
3 PT FG PERCENTAGE	.077 (1-13)	KING (TN) (11/18/23)
	.091 (1-11)	CAMERON (02/03/24)
FREE THROWS MADE	0	TEX. A&M-KINGSVILLE (12/12/23)
	3	at Southern Nazarene (11/25/23)
FREE THROW ATTEMPTS	0	TEX. A&M-KINGSVILLE (12/12/23)
	5	at Southern Nazarene (11/25/23)
	5	CAMERON (02/03/24)
FREE THROW PERCENTAGE	.000 (0-0)	TEX. A&M-KINGSVILLE (12/12/23)
	.455 (5-11)	at Okla. Christian (11/30/23)
REBOUNDS	24	at Ark.-Fort Smith (12/02/23)
	26	SOUTHWESTERN OKLA. (11/17/23)
ASSISTS	3	KING (TN) (11/18/23)
	6	at Western N.M. (01/20/24)
STEALS	0	MIDWESTERN ST. (02/01/24)
	2	at Cameron (01/04/24)
BLOCKED SHOTS	0	at Colo. Christian (11/10/23)
	0	TEX. A&M INT'L (12/10/23)
	0	at Cameron (01/04/24)
	0	CAMERON (02/03/24)
TURNOVERS	6	at Midwestern St. (01/06/24)
	9	at Eastern N.M. (01/18/24)
FOULS	6	at Western N.M. (01/20/24)
	10	at Angelo St. (02/08/24)

LCU - INDIVIDUAL GAME HIGHS

Points	36	Grace Foster vs Tex. Permian Basin (01/11/24)
	28	Grace Foster vs Adams St. (11/05/23)
	27	Grace Foster vs Tex. A&M Int'l (12/10/23)
	24	Audrey Robertson at Eastern N.M. (01/18/24)
	24	Reese Schumann at Eastern N.M. (01/18/24)
	24	Grace Foster vs CSU Pueblo (11/11/23)
Field Goals Made	12	Grace Foster vs Tex. Permian Basin (01/11/24)
	10	Audrey Robertson vs Midwestern St. (02/01/24)
	10	Reese Schumann at Eastern N.M. (01/18/24)
	10	Audrey Robertson at Eastern N.M. (01/18/24)
Field Goal Att.	19	Audrey Robertson vs Midwestern St. (02/01/24)
	19	Grace Foster vs Angelo St. (01/13/24)
FG Pct (min 5 made)	1.000 (6-6)	Maci Maddox at Western N.M. (01/20/24)
	.769 (10-13)	Audrey Robertson at Eastern N.M. (01/18/24)
3-Point FG Made	5	Grace Foster vs Tex. A&M Int'l (12/10/23)
	4	Grace Foster at Western N.M. (01/20/24)
	4	Grace Foster vs Tex. Permian Basin (01/11/24)
3-Point FG Att.	10	Audrey Robertson at Tex. Permian Basin (02/10/24)
	9	Grace Foster at Western N.M. (01/20/24)
3-Pt FG Pct (min 2 made)	1.000 (3-3)	Audrey Robertson at Eastern N.M. (01/18/24)
	1.000 (2-2)	Audrey Robertson at Western N.M. (01/20/24)
	1.000 (2-2)	Kennedy Chappell at Cameron (01/04/24)
	1.000 (2-2)	Audrey Robertson at Okla. Christian (11/30/23)
	1.000 (2-2)	Audrey Robertson at Colo. Christian (11/10/23)
Free Throws Made	13	Grace Foster vs CSU Pueblo (11/11/23)
	13	Grace Foster vs Adams St. (11/05/23)
Free Throw Att.	13	Grace Foster vs CSU Pueblo (11/11/23)
	13	Grace Foster vs Adams St. (11/05/23)
FT Pct (min 3 made)	1.000 (13-13)	Grace Foster vs CSU Pueblo (11/11/23)
	1.000 (13-13)	Grace Foster vs Adams St. (11/05/23)
	1.000 (8-8)	Shaylee Stovall vs Adams St. (11/05/23)
	1.000 (4-4)	Kennedy Chappell at Tex. Permian Basin (02/10/24)
	1.000 (4-4)	Kennedy Chappell vs Cameron (02/03/24)
	1.000 (4-4)	Grace Foster at Western N.M. (01/20/24)
	1.000 (4-4)	Grace Foster vs Tex. A&M-Kingsville (12/12/23)
	1.000 (4-4)	Grace Foster at Ark.-Fort Smith (12/02/23)
	1.000 (4-4)	Shaylee Stovall at Southern Nazarene (11/25/23)
	1.000 (4-4)	Grace Foster vs Southwestern Okla. (11/17/23)
	1.000 (4-4)	Maci Maddox vs CSU Pueblo (11/11/23)
	1.000 (4-4)	Maci Maddox at Colo. Christian (11/10/23)
	1.000 (3-3)	Grace Foster at Southern Nazarene (11/25/23)
Rebounds	18	Reese Schumann vs Cameron (02/03/24)
	10	Reese Schumann at Eastern N.M. (01/18/24)
	10	Grace Foster vs Angelo St. (01/13/24)
	10	Reese Schumann vs Angelo St. (01/13/24)
Assists	12	Maci Maddox vs Tex. Permian Basin (01/11/24)
	8	Maci Maddox at Western N.M. (01/20/24)
Steals	5	Kennedy Chappell vs Texas Woman's (01/27/24)
	5	Maci Maddox vs UT Tyler (01/25/24)
	5	Maci Maddox at Ark.-Fort Smith (12/02/23)
	5	Maci Maddox vs CSU Pueblo (11/11/23)
Blocked Shots	4	Reese Schumann at Western N.M. (01/20/24)
	2	Reese Schumann at Angelo St. (02/08/24)
	2	Reese Schumann vs Cameron (02/03/24)
	2	Audrey Spurgin vs Midwestern St. (02/01/24)
	2	Reese Schumann vs Midwestern St. (02/01/24)
	2	Grace Foster at Western N.M. (01/20/24)
	2	Reese Schumann vs Angelo St. (01/13/24)
	2	Grace Foster vs Angelo St. (01/13/24)
	2	Grace Foster vs Tex. A&M Int'l (12/10/23)
	2	Grace Foster at Southern Nazarene (11/25/23)
Turnovers	8	Grace Foster vs Union (TN) (11/03/23)
	7	Grace Foster at Colo. Christian (11/10/23)
Fouls	5	Kennedy Chappell at Tex. Permian Basin (02/10/24)
	5	Reese Schumann at Midwestern St. (01/06/24)
	5	Reese Schumann vs Tex. A&M Int'l (12/10/23)
	5	Martie McCoy vs Tex. A&M Int'l (12/10/23)
	5	Reese Schumann at Okla. Christian (11/30/23)
	5	Taylor Thomas vs Union (TN) (11/03/23)

OPPONENT - INDIVIDUAL GAME HIGHS

Points	32	Zarria Carter vs Midwestern St. (02/01/24)
	26	Ishuana Hunter at Eastern N.M. (01/18/24)
	25	Shamica Smith vs Cameron (02/03/24)
	24	Kertisa Amos at Midwestern St. (01/06/24)
	24	Leilani Love vs CSU Pueblo (11/11/23)
Field Goals Made	14	Zarria Carter vs Midwestern St. (02/01/24)
	13	Ishuana Hunter at Eastern N.M. (01/18/24)
Field Goal Att.	28	Zarria Carter at Midwestern St. (01/06/24)
	24	Kertisa Amos at Midwestern St. (01/06/24)
FG Pct (min 5 made)	1.000 (7-7)	Alexus Quaadman vs Tex. Permian Basin (01/11/24)
	1.000 (7-7)	Shamica Smith at Cameron (01/04/24)
3-Point FG Made	5	Lauren West vs Union (TN) (11/03/23)
	3	Andreea Mancha at Tex. Permian Basin (02/10/24)
	3	Sawyer Lloyd at Angelo St. (02/08/24)
	3	Lauryl Reither at Southern Nazarene (11/25/23)
	3	Nicole Bowlin at Colo. Christian (11/10/23)
	3	Harmanie Dominguez vs Adams St. (11/05/23)
	3	Macey Lee vs Union (TN) (11/03/23)
	3	Leah Cauble vs Union (TN) (11/03/23)
3-Point FG Att.	11	Andreea Mancha vs Tex. Permian Basin (01/11/24)
	11	Maggie Phipps at Colo. Christian (11/10/23)
3-Pt FG Pct (min 2 made)	1.000 (2-2)	Milan Tuttle at Western N.M. (01/20/24)
	1.000 (2-2)	Ngozi Obineke vs Tex. A&M Int'l (12/10/23)
Free Throws Made	9	Shanique Lucas vs Union (TN) (11/03/23)
	8	Averee Kleinhans vs Texas Woman's (01/27/24)
	8	Leilani Love vs CSU Pueblo (11/11/23)
Free Throw Att.	10	Leilani Love vs CSU Pueblo (11/11/23)
	10	Shanique Lucas vs Union (TN) (11/03/23)
FT Pct (min 3 made)	1.000 (6-6)	Avalon Munoz at Tex. Permian Basin (02/10/24)
	1.000 (6-6)	Brianna Dunbar vs King (TN) (11/18/23)
	1.000 (4-4)	Alexus Quaadman vs Tex. Permian Basin (01/11/24)
	1.000 (4-4)	Malea Jackson vs Tex. A&M Int'l (12/10/23)
	1.000 (4-4)	Elaina Watson vs Adams St. (11/05/23)
	1.000 (3-3)	Shamica Smith vs Cameron (02/03/24)
	1.000 (3-3)	Emily Monaghan at Southern Nazarene (11/25/23)
Rebounds	14	Tayjanna McGhee-Plea at Angelo St. (02/08/24)
	14	Tayjanna McGhee-Plea vs Angelo St. (01/13/24)
	14	Zarria Carter at Midwestern St. (01/06/24)
Assists	8	Tomia Johnson vs CSU Pueblo (11/11/23)
	6	Korie Allensworth vs Cameron (02/03/24)
	6	Lauryl Reither at Southern Nazarene (11/25/23)
Steals	5	Hannah Boyett at Ark.-Fort Smith (12/02/23)
	4	Lauryl Reither at Southern Nazarene (11/25/23)
Blocked Shots	4	Tayjanna McGhee-Plea at Angelo St. (02/08/24)
	3	Alisha Little vs CSU Pueblo (11/11/23)
Turnovers	7	Kamryn Lemon vs Tex. Permian Basin (01/11/24)
	6	Shamica Smith at Cameron (01/04/24)
	6	Autumn Watts vs CSU Pueblo (11/11/23)
Fouls	5	Madeline Stephens vs Angelo St. (01/13/24)
	5	Morgan Helgesen vs Tex. Permian Basin (01/11/24)
	5	Makayla Bingley vs Tex. Permian Basin (01/11/24)
	5	Raiana Brown vs Tex. A&M Int'l (12/10/23)
	5	Daijah Torns at Okla. Christian (11/30/23)

DOUBLE-DOUBLES

Grace Foster	21 pts, 10 reb; ANGELO ST., 01/13/24
Maci Maddox	10 pts, 12 ast; TEX. PERMIAN BASIN, 01/11/24
Reese Schumann	24 pts, 10 reb; at Eastern N.M., 01/18/24

GAME BY GAME SPECIALTY STATS

Opponent	T/O	2ndCh	Paint	FastB	Bench	Ties	Leads	WL	Score	Leads overcome
Union (TN)	20	9	48	6	26	0	0	L	78-87	lost 4 1st-08:57
Adams St.	20	0	16	8	5	1	4	W	69-65	trailed by 6 1st-07:26
Colo. Christian	18	5	28	5	16	3	2	W	67-62	trailed by 8 1st-02:48
CSU Pueblo	18	8	30	9	14	0	0	W	71-60	
Southwestern Okla.	18	6	30	2	9	0	0	W	61-54	
King (TN)	27	9	36	10	44	0	2	W	82-42	trailed by 2 1st-08:45
Southern Nazarene	18	3	26	3	8	1	0	L	64-67	
Okla. Christian	14	10	32	5	13	2	2	W	69-65	trailed by 4 1st-09:03
Ark.-Fort Smith	16	4	32	1	8	4	6	W	58-49	trailed by 2 1st-09:18
Tex. A&M Int'l	20	5	30	4	13	1	0	L	60-65	lost 15 2nd-04:02
Tex. A&M-Kingsville	22	7	18	7	5	0	0	W	42-28	
Cameron	23	7	20	3	16	2	3	W	63-48	trailed by 4 2nd-03:52
Midwestern St.	6	4	30	10	13	1	3	W	68-61	trailed by 2 1st-08:30
Tex. Permian Basin	18	4	28	2	9	8	8	W	74-67	trailed by 3 2nd-05:14
Angelo St.	13	11	28	0	8	1	1	W	67-54	trailed by 2 1st-08:11
Eastern N.M.	8	8	44	8	13	1	5	W	73-57	trailed by 2 1st-09:19
Western N.M.	14	2	28	2	14	0	0	W	63-40	
UT Tyler	21	11	22	0	7	1	4	L	56-57	lost 9 1st-02:29
Texas Woman's	18	6	24	5	20	3	0	L	64-76	
Midwestern St.	15	11	42	8	15	0	3	W	73-53	trailed by 4 1st-07:45
Cameron	12	8	28	4	10	3	3	W	56-50	trailed by 9 3rd-08:36
Angelo St.	5	4	22	0	13	0	0	L	42-61	
Tex. Permian Basin	18	7	18	2	9	4	5	L	52-57	lost 3 1st-01:55
Totals	382	149	660	104	308	36	51			
Average/Game	16.6	6.5	28.7	4.5	13.4	1.6	2.2			
Opponent	323	210	618	85	359	44	44			
Average/Game	14.0	9.1	26.9	3.7	15.6	1.9	1.9			

LUBBOCK CHRISTIAN UNIVERSITY WOMEN'S BASKETBALL GAME NOTES

Lubbock Christian Overall/Conference Statistics (as of Feb 14, 2024)

All games

SUMMARY	Overall Statistics										Conference Statistics									
	gp-gs	min/g	fg%	3fg%	ft%	r/g	a/g	stl	blk	pts/g	gp-gs	min/g	fg%	3fg%	ft%	r/g	a/g	stl	blk	pts/g
Grace Foster	21-21	32.4	.491	.434	.888	6.3	2.6	16	15	15.9	14-14	32.8	.497	.439	.865	6.3	2.6	14	9	15.4
Kennedy Chappell	23-4	19.0	.463	.382	.788	3.4	0.6	22	2	4.9	16-4	20.7	.450	.464	.833	4.3	0.6	16	2	5.1
Maci Maddox	23-23	37.4	.427	.423	.806	3.6	4.2	46	1	11.1	16-16	37.4	.393	.444	.750	3.3	4.5	28	1	9.5
Audrey Robertson	23-22	32.6	.484	.446	.742	4.2	2.0	21	3	14.2	16-16	33.8	.477	.450	.731	4.3	1.9	12	3	15.8
Kimber Mathews	3-0	4.7	.333	.500	1.000	0.3	0.0	0	0	1.7	2-0	1.5	.000	.000	.000	0.0	0.0	0	0	0.0
Taylor Allen	11-0	4.6	.385	.500	.500	0.6	0.2	3	0	1.1	10-0	3.8	.167	.000	.500	0.4	0.0	2	0	0.3
Taylor Thomas	21-1	11.2	.260	.125	.833	0.8	0.4	9	0	2.0	14-0	10.3	.147	.000	.778	0.6	0.2	4	0	1.2
Shaylee Stovall	23-23	27.1	.301	.277	.902	1.4	1.1	28	1	5.9	16-16	27.9	.260	.217	.870	1.6	1.0	18	1	5.1
Martie McCoy	13-13	17.9	.314	.000	.714	3.6	1.2	5	5	2.5	6-6	15.7	.077	.000	.571	3.8	0.8	2	1	1.0
Audrey Spurgin	23-2	11.3	.365	.000	.541	1.7	0.2	6	5	2.9	16-2	11.1	.318	.000	.522	1.3	0.3	5	4	2.5
Tia Johnson	11-0	3.5	.167	.000	.750	0.7	0.4	1	0	0.5	7-0	2.4	.000	.000	.750	0.4	0.0	1	0	0.4
Deja Johnson	13-0	4.6	.438	.400	1.000	0.6	0.2	3	0	1.4	12-0	3.8	.364	.000	1.000	0.5	0.2	2	0	0.8
Reese Schumann	23-6	18.9	.480	.000	.696	5.2	0.5	13	18	5.6	16-6	22.3	.500	.000	.700	6.7	0.5	8	16	7.3
Totals	23		.428	.373	.784	32.4	12.4	173	50	64.0	16		.407	.368	.754	33.1	11.6	112	37	61.2
Opponent	23		.391	.268	.686	34.0	11.3	142	49	57.6	16		.389	.233	.681	34.1	11.4	81	32	55.5

SCORING	Overall Statistics										Conference Statistics									
	fg-fga	fg%	3fg-fga	3fg%	ft-fa	ft%	pts	pts/g	fg-fga	fg%	3fg-fga	3fg%	ft-fa	ft%	pts	pts/g	fg-fga	fg%	3fg-fga	3fg%
Grace Foster	107-218	.491	33-76	.434	87-98	.888	334	15.9	73-147	.497	25-57	.439	45-52	.865	216	15.4	73-147	.497	25-57	.439
Kennedy Chappell	37-80	.463	13-34	.382	26-33	.788	113	4.9	27-60	.450	13-28	.464	15-18	.833	82	5.1	27-60	.450	13-28	.464
Maci Maddox	102-239	.427	22-52	.423	29-36	.806	255	11.1	59-150	.393	16-36	.444	18-24	.750	152	9.5	59-150	.393	16-36	.444
Audrey Robertson	122-252	.484	33-74	.446	49-66	.742	326	14.2	94-197	.477	27-60	.450	38-52	.731	253	15.8	94-197	.477	27-60	.450
Kimber Mathews	1-3	.333	1-2	.500	2-2	1.000	5	1.7	0-1	.000	0-1	.000	0-0	.000	0	0.0	0-1	.000	0-1	.000
Taylor Allen	5-13	.385	1-2	.500	1-2	.500	12	1.1	1-6	.167	0-1	.000	1-2	.500	3	0.3	1-6	.167	0-1	.000
Taylor Thomas	13-50	.260	2-16	.125	15-18	.833	43	2.0	5-34	.147	0-12	.000	7-9	.778	17	1.2	5-34	.147	0-12	.000
Shaylee Stovall	40-133	.301	18-65	.277	37-41	.902	135	5.9	26-100	.260	10-46	.217	20-23	.870	82	5.1	26-100	.260	10-46	.217
Martie McCoy	11-35	.314	0-7	.000	10-14	.714	32	2.5	1-13	.077	0-4	.000	4-7	.571	6	1.0	1-13	.077	0-4	.000
Audrey Spurgin	23-63	.365	0-0	.000	20-37	.541	66	2.9	14-44	.318	0-0	.000	12-23	.522	40	2.5	14-44	.318	0-0	.000
Tia Johnson	1-6	.167	0-2	.000	3-4	.750	5	0.5	0-4	.000	0-1	.000	3-4	.750	3	0.4	0-4	.000	0-1	.000
Deja Johnson	7-16	.438	2-5	.400	2-2	1.000	18	1.4	4-11	.364	0-1	.000	2-2	1.000	10	0.8	4-11	.364	0-1	.000
Reese Schumann	48-100	.480	0-0	.000	32-46	.696	128	5.6	44-88	.500	0-0	.000	28-40	.700	116	7.3	44-88	.500	0-0	.000
Totals	517-1208	.428	125-335	.373	313-399	.784	1472	64.0	348-855	.407	91-247	.368	193-256	.754	980	61.2	348-855	.407	91-247	.368
Opponent	498-1275	.391	108-403	.268	221-322	.686	1325	57.6	343-881	.389	61-262	.233	141-207	.681	888	55.5	343-881	.389	61-262	.233

TOTALS	Overall Statistics										Conference Statistics									
	o-reb	d-reb	total	pf	fo	a	to	a/to	hi	pts	o-reb	d-reb	total	pf	fo	a	to	a/to	hi	pts
Grace Foster	6	127	133	34	0	54	64	0.8	36		4	84	88	21	0	36	33	1	36	
Kennedy Chappell	15	64	79	34	1	14	21	0.7	12		12	56	68	26	1	10	17	0.6	12	
Maci Maddox	12	70	82	33	0	97	52	1.9	20		7	45	52	20	0	72	34	2.1	14	
Audrey Robertson	24	72	96	48	0	47	49	1.0	24		21	48	69	37	0	30	33	0.9	24	
Kimber Mathews	1	0	1	3	0	0	0	0.0	5		0	0	0	0	0	0	0	0.0	0	
Taylor Allen	4	3	7	3	0	2	5	0.4	9		2	2	4	3	0	0	5	0.0	2	
Taylor Thomas	4	13	17	19	1	8	14	0.6	9		2	7	9	9	0	3	7	0.4	4	
Shaylee Stovall	8	25	33	33	0	26	21	1.2	15		6	20	26	24	0	16	16	1.0	15	
Martie McCoy	10	37	47	37	1	15	18	0.8	6		7	16	23	17	1	5	7	0.7	2	
Audrey Spurgin	15	25	40	32	0	5	21	0.2	9		9	12	21	19	0	4	15	0.3	9	
Tia Johnson	3	5	8	5	0	4	7	0.6	2		3	0	3	2	0	2	0	0.2	2	
Deja Johnson	3	5	8	9	0	2	6	0.3	8		3	3	6	6	0	2	5	0.4	2	
Reese Schumann	55	65	120	64	3	12	27	0.4	24		48	59	107	55	3	8	23	0.3	24	
Totals	184	561	745	354	6	286	330	0.9	82		144	385	529	239	5	186	213	0.9	74	
Opponent	250	531	781	397	6	261	367	0.7	87		167	378	545	257	5	183	236	0.8	76	

Lubbock Christian Season/Career Statistics (as of Feb 14, 2024)

All games

SEASON STATISTICS

CAREER STATISTICS

SUMMARY	gp-gs	min/g	fg%	3fg%	ft%	r/g	a/g	stl	blk	pts/g	gp-gs	min/g	fg%	3fg%	ft%	r/g	a/g	stl	blk	pts/g
	gp-gs	min/g	fg%	3fg%	ft%	r/g	a/g	stl	blk	pts/g	gp-gs	min/g	fg%	3fg%	ft%	r/g	a/g	stl	blk	pts/g
Grace Foster	21-21	32.4	.491	.434	.888	6.3	2.6	16	15	15.9	91-56	26.0	.478	.376	.887	6.1	1.6	49	69	12.8
Kennedy Chappell	23-4	19.0	.463	.382	.788	3.4	0.6	22	2	4.9	23-4	19.0	.463	.382	.788	3.4	0.6	22	2	4.9
Maci Maddox	23-23	37.4	.427	.423	.806	3.6	4.2	46	1	11.1	104-58	25.0	.428	.391	.807	2.2	2.6	140	6	7.1
Audrey Robertson	23-22	32.6	.484	.446	.742	4.2	2.0	21	3	14.2	113-60	23.2	.442	.333	.771	2.9	1.7	99	16	7.8
Kimber Mathews	3-0	4.7	.333	.500	1.000	0.3	0.0	0	0	1.7	3-0	4.7	.333	.500	1.000	0.3	0.0	0	0	1.7
Taylor Allen	11-0	4.6	.385	.500	.500	0.6	0.2	3	0	1.1	11-0	4.6	.385	.500	.500	0.6	0.2	3	0	1.1
Taylor Thomas	21-1	11.2	.260	.125	.833	0.8	0.4	9	0	2.0	46-1	9.8	.348	.111	.878	0.8	0.3	19	3	2.2
Shaylee Stovall	23-23	27.1	.301	.277	.902	1.4	1.1	28	1	5.9	101-59	18.2	.362	.369	.833	1.0	0.8	57	1	4.4
Martie McCoy	13-13	17.9	.314	.000	.714	3.6	1.2	5	5	2.5	48-31	16.5	.362	.243	.774	2.8	0.9	18	11	3.2
Audrey Spurgin	23-2	11.3	.365	.000	.541	1.7	0.2	6	5	2.9	66-2	8.1	.362	.000	.616	1.5	0.1	10	9	2.5
Tia Johnson	11-0	3.5	.167	.000	.750	0.7	0.4	1	0	0.5	22-0	4.1	.276	.167	.857	0.9	0.3	6	0	1.1
Deja Johnson	13-0	4.6	.438	.400	1.000	0.6	0.2	3	0	1.4	24-0	5.0	.444	.300	.900	0.8	0.3	6	0	1.5
Reese Schumann	23-6	18.9	.480	.000	.696	5.2	0.5	13	18	5.6	70-7	15.1	.500	.000	.612	4.4	0.4	29	59	4.4

SCORING	fg-fga	fg%	3fg-fga	3fg%	ft-fa	ft%	pts	pts/g	fg-fga	fg%	3fg-fga	3fg%	ft-fa	ft%	pts	pts/g
Grace Foster	107-218	.491	33-76	.434	87-98	.888	334	15.9	391-818	.478	103-274	.376	283-319	.887	1168	12.8
Kennedy Chappell	37-80	.463	13-34	.382	26-33	.788	113	4.9	37-80	.463	13-34	.382	26-33	.788	113	4.9
Maci Maddox	102-239	.427	22-52	.423	29-36	.806	255	11.1	289-676	.428	66-169	.391	92-114		776	7.1
Audrey Robertson	122-252	.484	33-74	.446	49-66	.742	326	14.2	306-692	.442	68-207	.333	195-253	.771	876	7.8
Kimber Mathews	1-3	.333	1-2	.500	2-2	1.000	5	1.7	1-3	.333	1-2	.500	2-2	1.000	5	1.7
Taylor Allen	5-13	.385	1-2	.500	1-2	.500	12	1.1	5-13	.385	1-2	.500	1-2	.500	12	1.1
Taylor Thomas	13-50	.260	2-16	.125	15-18	.833	43	2.0	32-92	.348	3-27	.111	36-41	.878	103	2.2
Shaylee Stovall	40-133	.301	18-65	.277	37-41	.902	135	5.9	131-362	.362	76-206	.369	110-132	.833	448	4.4
Martie McCoy	11-35	.314	0-7	.000	10-14	.714	32	2.5	51-141	.362	9-37	.243	41-53	.774	152	3.2
Audrey Spurgin	23-63	.365	0-0	.000	20-37	.541	66	2.9	51-141	.362	0-1	.000	61-99	.616	163	2.5
Tia Johnson	1-6	.167	0-2	.000	3-4	.750	5	0.5	8-29	.276	2-12	.167	6-7	.857	24	1.1
Deja Johnson	7-16	.438	2-5	.400	2-2	1.000	18	1.4	12-27	.444	3-10	.300	9-10	.900	36	1.5
Reese Schumann	48-100	.480	0-0	.000	32-46	.696	128	5.6	118-236	.500	0-0	.000	74-121	.612	310	4.4

CAREER STATISTICS

ALLEN, Taylor

				Field Goals		3-Point		F-Throws		Rebounds									Scoring	
SEASON	TEAM	GP-GS	MIN/AVG	FG-FGA	FG%	3FG-3FGA	3FG%	FT-FTA	FT%	OFF	DEF	TOT	AVG	PF-FO	A	TO	BLK	STL	PTS	AVG
2023-24	LCU	11-0	49/4.5	5-13	.385	1-2	.500	1-2	.500	4	3	7	0.6	3-0	2	5	0	3	12	1.1
TOTAL		11-0	49/4.5	5-13	.385	1-2	.500	1-2	.500	4	3	7	0.6	3-0	2	5	0	3	12	1.1

Single Game Highs

Statistic	Value	
Points	9	vs King (TN) 11/18/23
Rebounds	3	vs King (TN) 11/18/23
Assists	2	vs King (TN) 11/18/23
Steals	1	vs King (TN) 11/18/23, vs Tex. A&M Int'l 12/10/23, at Angelo St. 02/08/24
FG Made	4	vs King (TN) 11/18/23
FG Attempts	7	vs King (TN) 11/18/23
3FG Made	1	vs King (TN) 11/18/23
3FG Attempts	1	vs King (TN) 11/18/23, vs Tex. Permian Basin 01/11/24
FT Made	1	vs Midwestern St. 02/01/24
FT Attempts	2	vs Midwestern St. 02/01/24

CHAPPELL, Kennedy

				Field Goals		3-Point		F-Throws		Rebounds									Scoring	
SEASON	TEAM	GP-GS	MIN/AVG	FG-FGA	FG%	3FG-3FGA	3FG%	FT-FTA	FT%	OFF	DEF	TOT	AVG	PF-FO	A	TO	BLK	STL	PTS	AVG
2023-24	LCU	23-4	431/18.7	37-80	.463	13-34	.382	26-33	.788	15	64	79	3.4	34-1	14	21	2	22	113	4.9
TOTAL		23-4	431/18.7	37-80	.463	13-34	.382	26-33	.788	15	64	79	3.4	34-1	14	21	2	22	113	4.9

Single Game Highs

Statistic	Value	
Points	12	vs Cameron 02/03/24
Rebounds	9	vs Cameron 02/03/24
Assists	3	at Tex. Permian Basin 02/10/24
Steals	5	vs Texas Woman's 01/27/24
Blocks	1	at Cameron 01/04/24, vs Cameron 02/03/24
FG Made	4	vs Cameron 02/03/24
FG Attempts	10	vs Cameron 02/03/24
3FG Made	2	at Cameron 01/04/24, at Western N.M. 01/20/24
3FG Attempts	6	at Tex. Permian Basin 02/10/24
FT Made	6	vs Union (TN) 11/03/23
FT Attempts	7	vs Union (TN) 11/03/23

LUBBOCK CHRISTIAN UNIVERSITY WOMEN'S BASKETBALL GAME NOTES
FOSTER, Grace

				Field Goals		3-Point		F-Throws		Rebounds									Scoring	
SEASON	TEAM	GP-GS	MIN/AVG	FG-FGA	FG%	3FG-3FGA	3FG%	FT-FTA	FT%	OFF	DEF	TOT	AVG	PF-FO	A	TO	BLK	STL	PTS	AVG
2021-22	LCU	35-0	549/15.7	95-189	.503	23-70	.329	46-57	.807	29	85	114	3.3	57-1	25	41	28	11	259	7.4
2022-23	LCU	35-35	1143/32.7	189-411	.460	47-128	.367	150-164	.915	48	263	311	8.9	71-1	66	87	26	22	575	16.4
2023-24	LCU	21-21	682/32.5	107-218	.491	33-76	.434	87-98	.888	6	127	133	6.3	34-0	54	64	15	16	334	15.9
TOTAL		91-56	2373/26.1	391-818	.478	103-274	.376	283-319	.887	83	475	558	6.1	162-2	145	192	69	49	1168	12.8

Single Game Highs

Statistic	Value	
Points	36	vs Missouri Western 11/06/22, vs Tex. Permian Basin 01/11/24
Rebounds	17	vs Angelo St. 02/02/23
Assists	7	vs St. Mary's (TX) 02/18/23
Steals	4	vs Tex. Permian Basin 01/11/24
Blocks	6	at Tex. A&M-Commerce 01/13/22
FG Made	13	vs Missouri Western 11/06/22
FG Attempts	20	vs Mo. Southern St. 11/05/22, vs Missouri Western 11/06/22
3FG Made	5	vs Tex. A&M Int'l 12/10/23
3FG Attempts	9	at Western N.M. 01/20/24
FT Made	13	vs Adams St. 11/05/23, vs CSU Pueblo 11/11/23
FT Attempts	13	vs Adams St. 11/05/23, vs CSU Pueblo 11/11/23

JOHNSON, Deja

				Field Goals		3-Point		F-Throws		Rebounds									Scoring	
SEASON	TEAM	GP-GS	MIN/AVG	FG-FGA	FG%	3FG-3FGA	3FG%	FT-FTA	FT%	OFF	DEF	TOT	AVG	PF-FO	A	TO	BLK	STL	PTS	AVG
2022-23	LCU	11-0	62/5.6	4-10	.400	1-5	.200	7-8	.875	4	8	12	1.1	3-0	6	2	0	3	16	1.5
2023-24	LCU	13-0	57/4.4	7-16	.438	2-5	.400	2-2	1.000	3	5	8	0.6	9-0	2	6	0	3	18	1.4
TOTAL		24-0	119/5.0	11-26	.423	3-10	.300	9-10	.900	7	13	20	0.8	12-0	8	8	0	6	34	1.4

Single Game Highs

Statistic	Value	
Points	8	vs King (TN) 11/18/23
Rebounds	3	vs Cameron 12/30/22
Assists	2	vs Cameron 12/30/22
Steals	1	6 times
FG Made	3	vs King (TN) 11/18/23
FG Attempts	5	vs King (TN) 11/18/23
3FG Made	2	vs King (TN) 11/18/23
3FG Attempts	4	vs King (TN) 11/18/23
FT Made	4	vs Colo. Christian 11/11/22
FT Attempts	4	vs Colo. Christian 11/11/22

JOHNSON, Tia

				Field Goals		3-Point		F-Throws		Rebounds									Scoring	
SEASON	TEAM	GP-GS	MIN/AVG	FG-FGA	FG%	3FG-3FGA	3FG%	FT-FTA	FT%	OFF	DEF	TOT	AVG	PF-FO	A	TO	BLK	STL	PTS	AVG
2022-23	LCU	11-0	54/4.9	7-23	.304	2-10	.200	3-3	1.000	2	10	12	1.1	10-0	3	3	0	5	19	1.7
2023-24	LCU	11-0	40/3.6	1-6	.167	0-2	.000	3-4	.750	3	5	8	0.7	5-0	4	7	0	1	5	0.5
TOTAL		22-0	93/4.2	8-29	.276	2-12	.167	6-7	.857	5	15	20	0.9	15-0	7	10	0	6	24	1.1

Single Game Highs

Statistic	Value	
Points	5	vs Tex. Permian Basin 02/04/23
Rebounds	5	vs King (TN) 11/18/23
Assists	3	vs King (TN) 11/18/23
Steals	2	vs St. Edward's 02/16/23
FG Made	2	at Midwestern St. 01/26/23, vs Tex. Permian Basin 02/04/23
FG Attempts	5	at Midwestern St. 01/26/23, vs Tex. Permian Basin 02/04/23
3FG Made	1	vs Tex. Permian Basin 02/04/23, vs Ark.-Fort Smith 12/03/22
3FG Attempts	2	vs Tex. Permian Basin 02/04/23, vs Ark.-Fort Smith 12/03/22
FT Made	2	vs St. Edward's 02/16/23, at Western N.M. 01/20/24
FT Attempts	2	vs St. Edward's 02/16/23, at Western N.M. 01/20/24, vs Midwestern St. 02/01/24

LUBBOCK CHRISTIAN UNIVERSITY WOMEN'S BASKETBALL GAME NOTES
MADDOX, Maci

INDEX, Page:

				Field Goals		3-Point		F-Throws		Rebounds										Scoring	
SEASON	TEAM	GP-GS	MIN/AVG	FG-FGA	FG%	3FG-3FGA	3FG%	FT-FTA	FT%	OFF	DEF	TOT	AVG	PF-FO	A	TO	BLK	STL	PTS	AVG	
2020-21	LCU	15-0	98/6.6	13-25	.520	3-8	.375	3-3	1.000	3	6	9	0.6	5-0	8	7	0	13	32	2.1	
2021-22	LCU	31-0	356/11.5	26-63	.413	10-21	.476	7-7	1.000	2	12	14	0.5	10-0	21	17	1	16	69	2.2	
2022-23	LCU	35-35	1284/36.7	148-349	.424	31-88	.352	53-68	.779	14	109	123	3.5	36-0	146	93	4	65	380	10.9	
2023-24	LCU	23-23	859/37.4	102-239	.427	22-52	.423	29-36	.806	12	70	82	3.6	33-0	97	52	1	46	255	11.1	
TOTAL		104-58	2597/25.0	289-676	.428	66-169	.391	92-114	.807	31	197	228	2.2	84-0	272	169	6	140	736	7.1	

Single Game Highs

Statistic	Value	
Points	20	vs CSU Pueblo 11/11/23
Rebounds	8	vs Mont. St. Billings 12/17/22, at Midwestern St. 01/06/24
Assists	12	vs Tex. Permian Basin 01/11/24
Steals	5	4 times
Blocks	1	6 times
FG Made	8	vs Okla. Christian 12/01/22, at West Tex. A&M 02/23/23, vs Union (TN) 11/03/23
FG Attempts	19	at Tex. A&M Int'l 12/08/22
3FG Made	4	at UT Tyler 01/19/23
3FG Attempts	7	at UT Tyler 01/19/23
FT Made	8	vs Texas Woman's 03/10/23
FT Attempts	9	vs Texas Woman's 03/10/23

MATHEWS, Kimber

				Field Goals		3-Point		F-Throws		Rebounds										Scoring	
SEASON	TEAM	GP-GS	MIN/AVG	FG-FGA	FG%	3FG-3FGA	3FG%	FT-FTA	FT%	OFF	DEF	TOT	AVG	PF-FO	A	TO	BLK	STL	PTS	AVG	
2023-24	LCU	3-0	14/4.8	1-3	.333	1-2	.500	2-2	1.000	1	0	1	0.3	3-0	0	0	0	0	5	1.7	
TOTAL		3-0	14/4.8	1-3	.333	1-2	.500	2-2	1.000	1	0	1	0.3	3-0	0	0	0	0	5	1.7	

Single Game Highs

Statistic	Value	
Points	5	vs King (TN) 11/18/23
Rebounds	1	vs King (TN) 11/18/23
FG Made	1	vs King (TN) 11/18/23
FG Attempts	2	vs King (TN) 11/18/23
3FG Made	1	vs King (TN) 11/18/23
3FG Attempts	1	vs King (TN) 11/18/23, vs Midwestern St. 02/01/24
FT Made	2	vs King (TN) 11/18/23
FT Attempts	2	vs King (TN) 11/18/23

MCCOY, Martie

				Field Goals		3-Point		F-Throws		Rebounds								Scoring		
SEASON	TEAM	GP-GS	MIN/AVG	FG-FGA	FG%	3FG-3FGA	3FG%	FT-FTA	FT%	OFF	DEF	TOT	AVG	PF-FO	A	TO	BLK	STL	PTS	AVG
2022-23	LCU	35-18	562/16.1	40-106	.377	9-30	.300	31-39	.795	17	68	85	2.4	77-3	26	27	6	13	120	3.4
2023-24	LCU	13-13	235/18.1	11-35	.314	0-7	.000	10-14	.714	10	37	47	3.6	37-1	15	18	5	5	32	2.5
TOTAL		48-31	797/16.6	51-141	.362	9-37	.243	41-53	.774	27	105	132	2.8	114-4	41	45	11	18	152	3.2

Single Game Highs

Statistic	Value	
Points	16	at West Tex. A&M 02/23/23
Rebounds	7	vs Missouri Western 11/06/22
Assists	4	vs Union (TN) 11/03/23, vs King (TN) 11/18/23
Steals	3	vs Black Hills St. 03/11/23
Blocks	2	vs St. Mary's (TX) 02/18/23
FG Made	6	at West Tex. A&M 02/23/23
FG Attempts	9	vs West Tex. A&M 02/25/23
3FG Made	2	at West Tex. A&M 02/23/23
3FG Attempts	3	at Midwestern St. 01/26/23, vs Angelo St. 02/02/23, vs UT Tyler 03/13/23
FT Made	5	vs Angelo St. 02/02/23
FT Attempts	6	vs Angelo St. 02/02/23

LUBBOCK CHRISTIAN UNIVERSITY WOMEN'S BASKETBALL GAME NOTES
ROBERTSON, Audrey

				Field Goals		3-Point		F-Throws		Rebounds										Scoring	
SEASON	TEAM	GP-GS	MIN/AVG	FG-FGA	FG%	3FG-3FGA	3FG%	FT-FTA	FT%	OFF	DEF	TOT	AVG	PF-FO	A	TO	BLK	STL		PTS	AVG
2020-21	LCU	20-0	177/8.9	12-33	.364	3-14	.214	7-9	.778	17	7	24	1.2	14-0	11	12	0	9	34	1.7	
2021-22	LCU	35-3	577/16.5	52-126	.413	9-37	.243	39-53	.736	20	25	45	1.3	49-0	35	27	6	25	152	4.3	
2022-23	LCU	35-35	1115/31.9	120-281	.427	24-82	.293	100-125	.800	40	125	165	4.7	67-2	103	77	7	44	364	10.4	
2023-24	LCU	23-22	749/32.6	122-252	.484	33-74	.446	49-66	.742	24	72	96	4.2	48-0	47	49	3	21	326	14.2	
TOTAL		113-60	2619/23.2	306-692	.442	69-207	.333	195-253	.771	101	229	330	2.9	178-2	196	165	16	99	876	7.8	

Single Game Highs

Statistic	Value	
Points	24	at Eastern N.M. 01/18/24
Rebounds	12	at Angelo St. 01/07/23
Assists	6	at UT Tyler 01/02/21, vs Colo. Christian 11/11/22, vs Southwestern Okla. 11/17/23
Steals	4	vs Okla. Christian 12/01/22, vs Colo. Christian 11/11/22
Blocks	2	at Southwestern Okla. 11/21/22, at Eastern N.M. 02/11/23
FG Made	10	at Eastern N.M. 01/18/24, vs Midwestern St. 02/01/24
FG Attempts	19	vs Midwestern St. 02/01/24
3FG Made	3	5 times
3FG Attempts	10	at Tex. Permian Basin 02/10/24
FT Made	10	vs Cameron 02/03/24
FT Attempts	11	vs Cameron 02/03/24

SCHUMANN, Reese

				Field Goals		3-Point		F-Throws		Rebounds										Scoring	
SEASON	TEAM	GP-GS	MIN/AVG	FG-FGA	FG%	3FG-3FGA	3FG%	FT-FTA	FT%	OFF	DEF	TOT	AVG	PF-FO	A	TO	BLK	STL		PTS	AVG
2021-22	LCU	12-0	64/5.4	5-12	.417	0-0	.000	3-6	.500	9	13	22	1.8	9-0	0	3	2	0	13	1.1	
2022-23	LCU	35-1	556/15.9	65-124	.524	0-0	.000	39-69	.565	52	114	166	4.7	87-2	14	54	39	16	169	4.8	
2023-24	LCU	23-6	434/18.9	48-100	.480	0-0	.000	32-46	.696	55	65	120	5.2	64-3	12	27	18	13	128	5.6	
TOTAL		70-7	1054/15.1	118-236	.500	0-0	.000	74-121	.612	116	192	308	4.4	160-5	26	84	59	29	310	4.4	

Single Game Highs

Statistic	Value	
Points	24	at Eastern N.M. 01/18/24
Rebounds	18	vs Cameron 02/03/24
Assists	2	5 times
Steals	3	vs Tex. A&M-Kingsville 12/12/23
Blocks	6	vs Western N.M. 01/14/23
FG Made	10	at Eastern N.M. 01/18/24
FG Attempts	14	at Eastern N.M. 01/18/24
FT Made	6	vs UT Tyler 01/25/24
FT Attempts	9	vs UT Tyler 01/25/24

SPURGIN, Audrey

				Field Goals		3-Point		F-Throws		Rebounds										Scoring	
SEASON	TEAM	GP-GS	MIN/AVG	FG-FGA	FG%	3FG-3FGA	3FG%	FT-FTA	FT%	OFF	DEF	TOT	AVG	PF-FO	A	TO	BLK	STL		PTS	AVG
2021-22	LCU	14-0	67/4.8	4-17	.235	0-0	.000	10-15	.667	1	13	14	1.0	14-0	0	9	1	2	18	1.3	
2022-23	LCU	29-0	207/7.1	24-61	.393	0-1	.000	31-47	.660	17	26	43	1.5	39-0	4	15	3	2	79	2.7	
2023-24	LCU	23-2	258/11.2	23-63	.365	0-0	.000	20-37	.541	15	25	40	1.7	32-0	5	21	5	6	66	2.9	
TOTAL		66-2	531/8.0	51-141	.362	0-1	.000	61-99	.616	33	64	97	1.5	85-0	9	45	9	10	163	2.5	

Single Game Highs

Statistic	Value	
Points	12	vs Texas Woman's 03/04/23
Rebounds	6	vs Southwestern Okla. 11/17/23, at Midwestern St. 01/06/24
Assists	2	vs UT Tyler 01/25/24
Steals	2	vs Minn.-Crookston 11/25/21, at Western N.M. 01/20/24
Blocks	2	vs Midwestern St. 02/01/24
FG Made	3	4 times
FG Attempts	9	at Eastern N.M. 01/18/24
3FG Attempts	1	vs Western Colo. 11/27/22
FT Made	6	vs Texas Woman's 03/04/23
FT Attempts	8	vs Texas Woman's 01/27/24

LUBBOCK CHRISTIAN UNIVERSITY WOMEN'S BASKETBALL GAME NOTES
STOVALL, Shaylee

				Field Goals		3-Point		F-Throws		Rebounds									Scoring	
SEASON	TEAM	GP-GS	MIN/AVG	FG-FGA	FG%	3FG-3FGA	3FG%	FT-FTA	FT%	OFF	DEF	TOT	AVG	PF-FO	A	TO	BLK	STL	PTS	AVG
2020-21	LCU	16-0	86/5.4	4-15	.267	3-10	.300	4-4	1.000	1	4	5	0.3	5-0	11	4	0	1	15	0.9
2021-22	LCU	27-1	193/7.2	12-28	.429	9-16	.563	8-10	.800	2	14	16	0.6	15-0	6	7	0	8	41	1.5
2022-23	LCU	35-35	938/26.8	75-186	.403	46-115	.400	61-77	.792	9	41	50	1.4	52-0	34	36	0	20	257	7.3
2023-24	LCU	23-23	635/27.6	40-133	.301	18-65	.277	37-41	.902	8	25	33	1.4	33-0	26	21	1	28	135	5.9
TOTAL		101-59	1853/18.3	131-362	.362	76-206	.369	110-132	.833	20	84	104	1.0	105-0	77	68	1	57	448	4.4

Single Game Highs

Statistic	Value	
Points	18	at Texas Woman's 01/21/23
Rebounds	4	5 times
Assists	4	at Midwestern St. 01/26/23, vs King (TN) 11/18/23
Steals	4	at Tex. Permian Basin 01/05/23
Blocks	1	at Midwestern St. 01/06/24
FG Made	6	vs Okla. Christian 12/01/22, at Texas Woman's 01/21/23, vs Midwestern St. 02/01/24
FG Attempts	11	vs Tex. Permian Basin 01/11/24
3FG Made	4	at Angelo St. 01/07/23, at Texas Woman's 01/21/23
3FG Attempts	8	at UT Tyler 01/19/23
FT Made	9	vs Mo. Southern St. 11/05/22
FT Attempts	10	vs Mo. Southern St. 11/05/22

THOMAS, Taylor

				Field Goals		3-Point		F-Throws		Rebounds								Scoring		
SEASON	TEAM	GP-GS	MIN/AVG	FG-FGA	FG%	3FG-3FGA	3FG%	FT-FTA	FT%	OFF	DEF	TOT	AVG	PF-FO	A	TO	BLK	STL	PTS	AVG
2022-23	LCU	25-0	215/8.6	19-42	.452	1-11	.091	21-23	.913	1	20	21	0.8	26-0	8	22	3	10	60	2.4
2023-24	LCU	21-1	231/11.0	13-50	.260	2-16	.125	15-18	.833	4	13	17	0.8	19-1	8	14	0	9	43	2.0
TOTAL		46-1	446/9.7	32-92	.348	3-27	.111	36-41	.878	5	33	38	0.8	45-1	16	36	3	19	103	2.2

Single Game Highs

Statistic	Value	
Points	9	vs Tex. Permian Basin 02/04/23, vs Union (TN) 11/03/23
Rebounds	3	4 times
Assists	2	vs Tex. Permian Basin 02/04/23, vs King (TN) 11/18/23
Steals	3	vs Midwestern St. 01/01/23
Blocks	1	vs Mo. Southern St. 11/05/22, vs Cameron 12/30/22, at Angelo St. 01/07/23
FG Made	3	vs Okla. Christian 12/01/22, vs Tex. Permian Basin 02/04/23, vs Union (TN) 11/03/23
FG Attempts	6	vs Tex. Permian Basin 02/04/23, vs Midwestern St. 02/01/24
3FG Made	1	vs Tex. Permian Basin 02/04/23, vs Union (TN) 11/03/23, vs Adams St. 11/05/23
3FG Attempts	3	vs Tex. Permian Basin 02/04/23
FT Made	4	at Tex. Permian Basin 01/05/23, vs Colo. Christian 11/11/22
FT Attempts	5	at Tex. Permian Basin 01/05/23



2023-24 Lubbock Christian Women's Basketball
Individual Game-by-Game
All games

Page 1/13
as of Feb 14, 2024

#0 FOSTER, Grace

Opponent	Date	GS	MIN	Total		3-Pointers		Free throws		Rebounds				PF	A	TO	BLK	STL	PTS	AVG
				FG-FGA	PCT	3FG-3FGA	PCT	FT-FTA	PCT	OFF	DEF	TOT	AVG							
Union (TN)	11/03/2023	*	31:10	7-12	.583	0-2	.000	2-5	.400	1	6	7	7.0	3	4	8	1	0	16	16.0
Adams St.	11/05/2023	*	39:04	6-14	.429	3-6	.500	13-13	1.000	0	8	8	7.5	1	3	3	1	0	28	22.0
at Colo. Christian	11/10/2023	*	27:58	1-5	.200	0-2	.000	7-8	.875	0	6	6	7.0	4	0	7	0	0	9	17.7
vs CSU Pueblo	11/11/2023	*	36:57	5-9	.556	1-2	.500	13-13	1.000	1	7	8	7.3	0	3	5	1	0	24	19.3
Southwestern Okla.	11/17/2023	*	36:03	3-7	.429	0-1	.000	4-4	1.000	0	9	9	7.6	1	4	6	1	0	10	17.4
King (TN)	11/18/2023	*	16:54	4-10	.400	1-2	.500	0-0	.000	0	5	5	7.2	0	2	1	0	1	9	16.0
at Southern Nazarene	11/25/2023	*	34:02	8-14	.571	3-4	.750	3-3	1.000	0	2	2	6.4	4	2	1	2	1	22	16.9
at Okla. Christian	11/30/2023	*	33:32	4-12	.333	0-1	.000	9-10	.900	0	9	9	6.8	1	1	4	0	1	17	16.9
at Ark.-Fort Smith	12/02/2023	*	31:56	4-7	.571	0-3	.000	4-4	1.000	0	2	2	6.2	2	4	2	0	1	12	16.3
Tex. A&M Int'l	12/10/2023	*	33:36	8-13	.615	5-7	.714	6-7	.857	1	4	5	6.1	0	3	2	2	1	27	17.4
Tex. A&M-Kingsville	12/12/2023	*	32:43	7-14	.500	3-6	.500	4-4	1.000	1	7	8	6.3	0	3	0	0	1	21	17.7
at Cameron	01/04/2024	*	36:34	8-17	.471	1-5	.200	1-1	1.000	0	9	9	6.5	2	3	2	0	0	18	17.8
at Midwestern St.	01/06/2024	*	43:25	8-14	.571	3-6	.500	2-2	1.000	0	9	9	6.7	2	6	5	0	0	21	18.0
Tex. Permian Basin	01/11/2024	*	43:07	12-16	.750	4-5	.800	8-9	.889	1	4	5	6.6	3	3	2	0	4	36	19.3
Angelo St.	01/13/2024	*	36:26	8-19	.421	3-7	.429	2-5	.400	0	10	10	6.8	2	2	4	2	1	21	19.4
at Eastern N.M.	01/18/2024	*	33:49	1-3	.333	0-1	.000	2-2	1.000	0	6	6	6.8	1	5	1	0	1	4	18.4
at Western N.M.	01/20/2024	*	33:56	7-16	.438	4-9	.444	4-4	1.000	0	9	9	6.9	0	3	3	2	2	22	18.6
UT Tyler	01/25/2024	*	36:18	2-7	.286	1-3	.333	3-4	.750	1	8	9	7.0	2	2	3	1	1	8	18.1
Texas Woman's	01/27/2024	*	16:02	2-3	.667	1-2	.500	0-0	.000	0	4	4	6.8	2	0	0	1	1	5	17.4
at Angelo St.	02/08/2024	*	22:32	2-4	.500	0-0	.000	0-0	.000	0	1	1	6.6	0	1	3	0	0	4	16.7
at Tex. Permian Basin	02/10/2024	*	25:46	0-2	.000	0-2	.000	0-0	.000	0	2	2	6.3	4	0	2	1	0	0	15.9
Totals			21 681:50	107-218	.491	33-76	.434	87-98	.888	6	127	133	6.3	34	54	64	15	16	334	15.9

Player Averages

Games Played	Minutes/ game	Points/ game	FG Pct	3FG Pct	FT Pct	Rebounds/ game	Assists/ game	Turnovers/ game	Assist/Turnover ratio	Steals/ game	Blocks/ game
21	32.5	15.9	49.1	43.4	88.8	6.3	2.6	3.0	0.8	0.8	0.7



2023-24 Lubbock Christian Women's Basketball
Individual Game-by-Game
All games

Page 2/13
as of Feb 14, 2024

#1 CHAPPELL, Kennedy

Opponent	Date	GS	MIN	Total		3-Pointers		Free throws		Rebounds				PF	A	TO	BLK	STL	PTS	AVG
				FG-FGA	PCT	3FG-3FGA	PCT	FT-FTA	PCT	OFF	DEF	TOT	AVG							
Union (TN)	11/03/2023		19:59	1-4	.250	0-2	.000	6-7	.857	1	1	2	2.0	2	1	0	0	0	8	8.0
Adams St.	11/05/2023		08:26	1-2	.500	0-0	.000	0-0	.000	0	0	0	1.0	1	1	0	0	0	2	5.0
at Colo. Christian	11/10/2023		19:49	3-4	.750	0-1	.000	4-6	.667	1	2	3	1.7	0	1	0	0	0	10	6.7
vs CSU Pueblo	11/11/2023		11:24	1-1	1.000	0-0	.000	0-0	.000	0	1	1	1.5	1	0	2	0	1	2	5.5
Southwestern Okla.	11/17/2023		11:38	1-1	1.000	0-0	.000	1-2	.500	0	1	1	1.4	0	0	1	0	1	3	5.0
King (TN)	11/18/2023		17:37	2-6	.333	0-2	.000	0-0	.000	1	2	3	1.7	3	1	0	0	2	4	4.8
at Southern Nazarene	11/25/2023		13:38	1-2	.500	0-1	.000	0-0	.000	0	1	1	1.6	1	0	1	0	2	2	4.4
at Okla. Christian	11/30/2023		12:54	2-2	1.000	1-1	1.000	0-0	.000	0	2	2	1.6	1	0	1	0	0	5	4.5
at Ark.-Fort Smith	12/02/2023		10:24	0-0	.000	0-0	.000	0-0	.000	0	2	2	1.7	1	0	1	0	0	0	4.0
Tex. A&M Int'l	12/10/2023		09:51	0-0	.000	0-0	.000	2-4	.500	0	1	1	1.6	0	2	1	0	0	2	3.8
Tex. A&M-Kingsville	12/12/2023		17:11	1-4	.250	1-1	1.000	0-0	.000	1	2	3	1.7	0	1	1	0	0	3	3.7
at Cameron	01/04/2024		14:42	2-2	1.000	2-2	1.000	0-0	.000	1	3	4	1.9	1	0	0	1	0	6	3.9
at Midwestern St.	01/06/2024		14:25	1-2	.500	1-1	1.000	0-0	.000	0	4	4	2.1	1	1	2	0	0	3	3.8
Tex. Permian Basin	01/11/2024		21:23	2-5	.400	1-3	.333	0-0	.000	1	5	6	2.4	2	0	0	0	1	5	3.9
Angelo St.	01/13/2024		18:10	2-6	.333	1-1	1.000	0-0	.000	1	3	4	2.5	2	0	1	0	0	5	4.0
at Eastern N.M.	01/18/2024		17:23	2-4	.500	1-2	.500	0-0	.000	1	2	3	2.5	1	0	1	0	1	5	4.1
at Western N.M.	01/20/2024		18:38	2-3	.667	2-3	.667	0-0	.000	0	3	3	2.5	1	0	1	0	0	6	4.2
UT Tyler	01/25/2024		17:18	2-2	1.000	1-1	1.000	0-0	.000	2	1	3	2.6	2	0	0	0	0	5	4.2
Texas Woman's	01/27/2024		31:44	2-3	.667	1-1	1.000	3-4	.750	1	5	6	2.7	4	1	1	0	5	8	4.4
Midwestern St.	02/01/2024	*	29:15	2-5	.400	1-2	.500	1-1	1.000	0	7	7	3.0	2	1	1	0	2	6	4.5
Cameron	02/03/2024	*	33:43	4-10	.400	0-3	.000	4-4	1.000	2	7	9	3.2	2	1	0	1	2	12	4.9
at Angelo St.	02/08/2024	*	29:37	2-3	.667	0-1	.000	1-1	1.000	1	6	7	3.4	1	0	3	0	3	5	4.9
at Tex. Permian Basin	02/10/2024	*	32:02	1-9	.111	0-6	.000	4-4	1.000	1	3	4	3.4	5	3	3	0	2	6	4.9
Totals		4	431:10	37-80	.463	13-34	.382	26-33	.788	15	64	79	3.4	34	14	21	2	22	113	4.9

Player Averages

Games Played	Minutes/ game	Points/ game	FG Pct	3FG Pct	FT Pct	Rebounds/ game	Assists/ game	Turnovers/ game	Assist/Turnover ratio	Steals/ game	Blocks/ game
23	18.7	4.9	46.3	38.2	78.8	3.4	0.6	0.9	0.7	1.0	0.1



2023-24 Lubbock Christian Women's Basketball
Individual Game-by-Game
All games

Page 3/13
as of Feb 14, 2024

#2 MADDOX, Maci

Opponent	Date	GS	MIN	Total		3-Pointers		Free throws		Rebounds				PF	A	TO	BLK	STL	PTS	AVG
				FG-FGA	PCT	3FG-3FGA	PCT	FT-FTA	PCT	OFF	DEF	TOT	AVG							
Union (TN)	11/03/2023	*	38:40	8-11	.727	0-0	.000	0-0	.000	0	4	4	4.0	4	4	4	0	1	16	16.0
Adams St.	11/05/2023	*	40:00	6-11	.545	2-3	.667	0-0	.000	0	4	4	4.0	1	4	2	0	3	14	15.0
at Colo. Christian	11/10/2023	*	44:35	4-14	.286	0-2	.000	4-4	1.000	1	5	6	4.7	3	4	1	0	3	12	14.0
vs CSU Pueblo	11/11/2023	*	38:46	7-18	.389	2-5	.400	4-4	1.000	2	4	6	5.0	1	5	5	0	5	20	15.5
Southwestern Okla.	11/17/2023	*	37:37	6-13	.462	1-3	.333	2-2	1.000	1	2	3	4.6	0	2	2	0	2	15	15.4
King (TN)	11/18/2023	*	20:56	6-8	.750	1-1	1.000	1-2	.500	0	3	3	4.3	1	1	0	0	1	14	15.2
at Southern Nazarene	11/25/2023	*	39:55	6-14	.429	0-2	.000	0-0	.000	1	3	4	4.3	3	5	4	0	3	12	14.7
at Okla. Christian	11/30/2023	*	37:11	4-10	.400	1-4	.250	5-6	.833	1	3	4	4.3	3	2	3	0	0	14	14.6
at Ark.-Fort Smith	12/02/2023	*	40:00	7-11	.636	0-2	.000	0-0	.000	0	2	2	4.0	2	0	4	0	5	14	14.6
Tex. A&M Int'l	12/10/2023	*	35:14	2-11	.182	0-0	.000	0-0	.000	0	3	3	3.9	0	7	5	0	1	4	13.5
Tex. A&M-Kingsville	12/12/2023	*	34:39	3-8	.375	0-2	.000	0-0	.000	2	2	4	3.9	1	3	2	0	1	6	12.8
at Cameron	01/04/2024	*	38:02	4-10	.400	3-6	.500	2-2	1.000	1	0	1	3.7	0	5	1	0	1	13	12.8
at Midwestern St.	01/06/2024	*	44:02	4-11	.364	3-4	.750	2-4	.500	0	8	8	4.0	1	7	2	0	0	13	12.8
Tex. Permian Basin	01/11/2024	*	41:38	4-6	.667	1-1	1.000	1-2	.500	0	2	2	3.9	1	12	0	0	1	10	12.6
Angelo St.	01/13/2024	*	39:17	3-9	.333	1-3	.333	1-2	.500	1	4	5	3.9	3	6	2	0	4	8	12.3
at Eastern N.M.	01/18/2024	*	34:27	0-6	.000	0-0	.000	0-0	.000	0	3	3	3.9	1	5	0	1	2	0	11.6
at Western N.M.	01/20/2024	*	35:02	6-6	1.000	1-1	1.000	0-0	.000	1	2	3	3.8	0	8	0	0	0	13	11.6
UT Tyler	01/25/2024	*	37:58	2-7	.286	2-3	.667	2-2	1.000	0	3	3	3.8	3	2	2	0	5	8	11.4
Texas Woman's	01/27/2024	*	36:22	4-11	.364	1-3	.333	3-4	.750	0	1	1	3.6	0	5	1	0	0	12	11.5
Midwestern St.	02/01/2024	*	34:22	5-12	.417	1-1	1.000	0-0	.000	1	3	4	3.7	2	6	1	0	2	11	11.5
Cameron	02/03/2024	*	38:17	4-10	.400	0-0	.000	0-0	.000	0	3	3	3.6	2	1	3	0	1	8	11.3
at Angelo St.	02/08/2024	*	32:12	3-11	.273	1-2	.500	0-0	.000	0	4	4	3.6	0	2	3	0	2	7	11.1
at Tex. Permian Basin	02/10/2024	*	40:00	4-11	.364	1-4	.250	2-2	1.000	0	2	2	3.6	1	1	5	0	3	11	11.1
Totals			23 859:12	102-239	.427	22-52	.423	29-36	.806	12	70	82	3.6	33	97	52	1	46	255	11.1

Player Averages

Games Played	Minutes/ game	Points/ game	FG Pct	3FG Pct	FT Pct	Rebounds/ game	Assists/ game	Turnovers/ game	Assist/Turnover ratio	Steals/ game	Blocks/ game
23	37.4	11.1	42.7	42.3	80.6	3.6	4.2	2.3	1.9	2.0	0.0



2023-24 Lubbock Christian Women's Basketball
Individual Game-by-Game
All games

Page 4/13
as of Feb 14, 2024

#3 ROBERTSON, Audrey

Opponent	Date	GS	MIN	Total		3-Pointers		Free throws		Rebounds				PF	A	TO	BLK	STL	PTS	AVG
				FG-FGA	PCT	3FG-3FGA	PCT	FT-FTA	PCT	OFF	DEF	TOT	AVG							
Union (TN)	11/03/2023		29:41	4-10	.400	1-2	.500	3-4	.750	0	3	3	3.0	3	2	1	0	3	12	12.0
Adams St.	11/05/2023	*	31:18	3-9	.333	0-1	.000	0-0	.000	1	1	2	2.5	2	1	3	0	1	6	9.0
at Colo. Christian	11/10/2023	*	39:28	6-9	.667	2-2	1.000	2-2	1.000	1	5	6	3.7	2	3	2	0	1	16	11.3
vs CSU Pueblo	11/11/2023	*	32:34	4-7	.571	1-3	.333	4-6	.667	1	7	8	4.8	2	1	4	0	2	13	11.8
Southwestern Okla.	11/17/2023	*	31:33	6-8	.750	1-2	.500	1-1	1.000	0	2	2	4.2	1	6	2	0	1	14	12.2
King (TN)	11/18/2023	*	14:27	3-4	.750	1-2	.500	1-1	1.000	0	1	1	3.7	1	3	1	0	0	8	11.5
at Southern Nazarene	11/25/2023	*	30:59	2-8	.250	0-2	.000	0-0	.000	0	5	5	3.9	0	1	3	0	1	4	10.4
at Okla. Christian	11/30/2023	*	31:15	8-11	.727	2-2	1.000	2-4	.500	1	3	4	3.9	2	2	0	0	1	20	11.6
at Ark.-Fort Smith	12/02/2023	*	26:50	5-9	.556	2-3	.667	6-8	.750	1	3	4	3.9	4	0	2	0	1	18	12.3
Tex. A&M Int'l	12/10/2023	*	32:49	4-8	.500	0-3	.000	1-2	.500	2	2	4	3.9	3	1	5	0	1	9	12.0
Tex. A&M-Kingsville	12/12/2023	*	24:54	2-9	.222	0-0	.000	2-3	.667	3	1	4	3.9	2	0	1	0	0	6	11.5
at Cameron	01/04/2024	*	32:00	4-9	.444	2-3	.667	0-0	.000	2	2	4	3.9	1	2	1	0	0	10	11.3
at Midwestern St.	01/06/2024	*	34:51	8-16	.500	1-4	.250	1-2	.500	4	3	7	4.2	1	3	3	0	0	18	11.8
Tex. Permian Basin	01/11/2024	*	29:56	5-9	.556	2-3	.667	1-2	.500	0	5	5	4.2	4	1	3	0	1	13	11.9
Angelo St.	01/13/2024	*	37:07	8-17	.471	3-7	.429	2-2	1.000	2	4	6	4.3	0	2	2	0	2	21	12.5
at Eastern N.M.	01/18/2024	*	33:38	10-13	.769	3-3	1.000	1-1	1.000	0	3	3	4.3	4	1	2	0	1	24	13.3
at Western N.M.	01/20/2024	*	32:37	3-7	.429	2-2	1.000	0-0	.000	1	2	3	4.2	2	4	3	1	1	8	12.9
UT Tyler	01/25/2024	*	37:08	7-17	.412	2-5	.400	1-2	.500	1	2	3	4.1	4	3	1	0	0	17	13.2
Texas Woman's	01/27/2024	*	38:59	5-14	.357	2-5	.400	1-2	.500	2	5	7	4.3	2	2	0	1	1	13	13.2
Midwestern St.	02/01/2024	*	31:55	10-19	.526	2-4	.500	1-3	.333	1	5	6	4.4	0	3	0	1	1	23	13.7
Cameron	02/03/2024	*	38:33	5-11	.455	0-3	.000	10-11	.909	1	1	2	4.2	3	1	6	0	1	20	14.0
at Angelo St.	02/08/2024	*	37:06	5-15	.333	1-3	.333	2-2	1.000	0	4	4	4.2	1	1	0	0	0	13	13.9
at Tex. Permian Basin	02/10/2024	*	39:51	5-13	.385	3-10	.300	7-8	.875	0	3	3	4.2	4	4	4	0	1	20	14.2
Totals		22	749:29	122-252	.484	33-74	.446	49-66	.742	24	72	96	4.2	48	47	49	3	21	326	14.2

Player Averages

Games Played	Minutes/ game	Points/ game	FG Pct	3FG Pct	FT Pct	Rebounds/ game	Assists/ game	Turnovers/ game	Assist/Turnover ratio	Steals/ game	Blocks/ game
23	32.6	14.2	48.4	44.6	74.2	4.2	2.0	2.1	1.0	0.9	0.1



2023-24 Lubbock Christian Women's Basketball
Individual Game-by-Game
All games

Page 5/13
as of Feb 14, 2024

#4 MATHEWS, Kimber

Opponent	Date	GS	MIN	Total		3-Pointers		Free throws		Rebounds											
				FG-FGA	PCT	3FG-3FGA	PCT	FT-FTA	PCT	OFF	DEF	TOT	AVG	PF	A	TO	BLK	STL	PTS	AVG	
King (TN)	11/18/2023		10:58	1-2	.500	1-1	1.000	2-2	1.000	1	0	1	1.0	3	0	0	0	0	5	5.0	
at Western N.M.	01/20/2024		01:55	0-0	.000	0-0	.000	0-0	.000	0	0	0	0.5	0	0	0	0	0	0	2.5	
Midwestern St.	02/01/2024		01:28	0-1	.000	0-1	.000	0-0	.000	0	0	0	0.3	0	0	0	0	0	0	1.7	
Totals		0	14:21	1-3	.333	1-2	.500	2-2	1.000	1	0	1	0.3	3	0	0	0	0	5	1.7	

Player Averages

Games Played	Minutes/ game	Points/ game	FG Pct	3FG Pct	FT Pct	Rebounds/ game	Assists/ game	Turnovers/ game	Assist/Turnover ratio	Steals/ game	Blocks/ game
3	4.8	1.7	33.3	50.0	100.0	0.3	0.0	0.0	0.0	0.0	0.0



2023-24 Lubbock Christian Women's Basketball
Individual Game-by-Game
All games

Page 6/13
as of Feb 14, 2024

#11 ALLEN, Taylor

Opponent	Date	GS	MIN	Total		3-Pointers		Free throws		Rebounds				PF	A	TO	BLK	STL	PTS	AVG
				FG-FGA	PCT	3FG-3FGA	PCT	FT-FTA	PCT	OFF	DEF	TOT	AVG							
King (TN)	11/18/2023		12:53	4-7	.571	1-1	1.000	0-0	.000	2	1	3	3.0	0	2	0	0	1	9	9.0
at Ark.-Fort Smith	12/02/2023		01:18	0-0	.000	0-0	.000	0-0	.000	0	0	0	1.5	0	0	0	0	0	0	4.5
Tex. A&M Int'l	12/10/2023		05:26	1-1	1.000	0-0	.000	0-0	.000	0	0	0	1.0	0	0	1	0	1	2	3.7
Tex. A&M-Kingsville	12/12/2023		05:56	0-0	.000	0-0	.000	0-0	.000	0	0	0	0.8	0	0	0	0	0	0	2.8
at Cameron	01/04/2024		03:42	0-0	.000	0-0	.000	0-0	.000	0	1	1	0.8	1	0	0	0	0	0	2.2
at Midwestern St.	01/06/2024		03:20	0-1	.000	0-0	.000	0-0	.000	0	0	0	0.7	0	0	1	0	0	0	1.8
Tex. Permian Basin	01/11/2024		01:41	0-1	.000	0-1	.000	0-0	.000	0	0	0	0.6	2	0	1	0	0	0	1.6
at Eastern N.M.	01/18/2024		01:46	0-0	.000	0-0	.000	0-0	.000	0	0	0	0.5	0	0	0	0	0	0	1.4
at Western N.M.	01/20/2024		02:41	0-0	.000	0-0	.000	0-0	.000	0	0	0	0.4	0	0	0	0	0	0	1.2
Midwestern St.	02/01/2024		06:34	0-1	.000	0-0	.000	1-2	.500	0	1	1	0.5	0	0	1	0	0	1	1.2
at Angelo St.	02/08/2024		04:08	0-2	.000	0-0	.000	0-0	.000	2	0	2	0.6	0	0	1	0	1	0	1.1
Totals		0	49:24	5-13	.385	1-2	.500	1-2	.500	4	3	7	0.6	3	2	5	0	3	12	1.1

Player Averages

Games Played	Minutes/ game	Points/ game	FG Pct	3FG Pct	FT Pct	Rebounds/ game	Assists/ game	Turnovers/ game	Assist/Turnover ratio	Steals/ game	Blocks/ game
11	4.5	1.1	38.5	50.0	50.0	0.6	0.2	0.5	0.4	0.3	0.0



2023-24 Lubbock Christian Women's Basketball
Individual Game-by-Game
All games

Page 7/13
as of Feb 14, 2024

#12 THOMAS, Taylor

Opponent	Date	GS	MIN	Total		3-Pointers		Free throws		Rebounds										
				FG-FGA	PCT	3FG-3FGA	PCT	FT-FTA	PCT	OFF	DEF	TOT	AVG	PF	A	TO	BLK	STL	PTS	AVG
Union (TN)	11/03/2023	*	20:12	3-5	.600	1-1	1.000	2-2	1.000	1	2	3	3.0	5	1	1	0	0	9	9.0
Adams St.	11/05/2023		13:35	1-2	.500	1-1	1.000	0-0	.000	0	3	3	3.0	1	0	1	0	2	3	6.0
at Colo. Christian	11/10/2023		10:16	0-1	.000	0-1	.000	0-0	.000	0	0	0	2.0	0	0	2	0	1	0	4.0
vs CSU Pueblo	11/11/2023		08:18	2-2	1.000	0-0	.000	1-1	1.000	0	1	1	1.8	0	1	0	0	0	5	4.3
Southwestern Okla.	11/17/2023		11:13	0-2	.000	0-1	.000	2-2	1.000	1	0	1	1.6	0	1	1	0	1	2	3.8
King (TN)	11/18/2023		18:31	1-2	.500	0-0	.000	3-4	.750	0	0	0	1.3	2	2	1	0	1	5	4.0
at Southern Nazarene	11/25/2023		07:44	1-2	.500	0-0	.000	0-0	.000	0	0	0	1.1	2	0	1	0	0	2	3.7
at Okla. Christian	11/30/2023		11:18	0-1	.000	0-0	.000	1-2	.500	1	2	3	1.4	3	0	0	0	0	1	3.4
at Ark.-Fort Smith	12/02/2023		09:38	0-0	.000	0-0	.000	0-0	.000	0	0	0	1.2	1	0	2	0	1	0	3.0
Tex. A&M Int'l	12/10/2023		12:46	0-2	.000	0-1	.000	2-2	1.000	0	2	2	1.3	0	1	0	0	0	2	2.9
Tex. A&M-Kingsville	12/12/2023		09:54	0-3	.000	0-1	.000	0-0	.000	0	0	0	1.2	0	0	2	0	0	0	2.6
at Cameron	01/04/2024		11:18	1-5	.200	0-2	.000	0-0	.000	1	0	1	1.2	0	0	0	0	0	2	2.6
at Midwestern St.	01/06/2024		10:32	0-1	.000	0-0	.000	0-0	.000	0	0	0	1.1	1	0	1	0	0	0	2.4
at Eastern N.M.	01/18/2024		05:41	0-1	.000	0-1	.000	0-0	.000	0	0	0	1.0	0	0	0	0	0	0	2.2
at Western N.M.	01/20/2024		04:11	0-0	.000	0-0	.000	0-0	.000	0	0	0	0.9	0	0	1	0	0	0	2.1
UT Tyler	01/25/2024		02:44	0-2	.000	0-2	.000	0-0	.000	0	0	0	0.9	0	0	0	0	0	0	1.9
Texas Woman's	01/27/2024		11:11	1-2	.500	0-1	.000	1-2	.500	0	0	0	0.8	2	0	1	0	0	3	2.0
Midwestern St.	02/01/2024		15:53	2-6	.333	0-2	.000	0-0	.000	0	0	0	0.8	1	1	0	0	2	4	2.1
Cameron	02/03/2024		15:06	0-4	.000	0-0	.000	2-2	1.000	0	1	1	0.8	0	0	0	0	1	2	2.1
at Angelo St.	02/08/2024		18:32	1-5	.200	0-1	.000	1-1	1.000	0	2	2	0.9	0	1	0	0	0	3	2.2
at Tex. Permian Basin	02/10/2024		02:46	0-2	.000	0-1	.000	0-0	.000	0	0	0	0.8	1	0	0	0	0	0	2.0
Totals		1	231:18	13-50	.260	2-16	.125	15-18	.833	4	13	17	0.8	19	8	14	0	9	43	2.0

Player Averages

Games Played	Minutes/ game	Points/ game	FG Pct	3FG Pct	FT Pct	Rebounds/ game	Assists/ game	Turnovers/ game	Assist/Turnover ratio	Steals/ game	Blocks/ game
21	11.0	2.0	26.0	12.5	83.3	0.8	0.4	0.7	0.6	0.4	0.0



2023-24 Lubbock Christian Women's Basketball
Individual Game-by-Game
All games

Page 8/13
as of Feb 14, 2024

#15 STOVALL, Shaylee

Opponent	Date	GS	MIN	Total		3-Pointers		Free throws		Rebounds				PF	A	TO	BLK	STL	PTS	AVG
				FG-FGA	PCT	3FG-3FGA	PCT	FT-FTA	PCT	OFF	DEF	TOT	AVG							
Union (TN)	11/03/2023	*	24:34	2-5	.400	0-1	.000	3-4	.750	2	0	2	2.0	1	3	1	0	1	7	7.0
Adams St.	11/05/2023	*	26:57	1-4	.250	1-3	.333	8-8	1.000	0	0	0	1.0	1	2	1	0	1	11	9.0
at Colo. Christian	11/10/2023	*	21:10	3-6	.500	2-4	.500	0-0	.000	0	1	1	1.0	1	1	1	0	1	8	8.7
vs CSU Pueblo	11/11/2023	*	28:58	0-5	.000	0-4	.000	0-0	.000	0	0	0	0.8	2	0	1	0	3	0	6.5
Southwestern Okla.	11/17/2023	*	28:41	3-5	.600	2-3	.667	2-2	1.000	0	1	1	0.8	2	0	1	0	1	10	7.2
King (TN)	11/18/2023	*	17:19	1-1	1.000	1-1	1.000	0-0	.000	0	1	1	0.8	1	4	0	0	1	3	6.5
at Southern Nazarene	11/25/2023	*	29:59	4-7	.571	2-3	.667	4-4	1.000	0	2	2	1.0	1	0	0	0	2	14	7.6
at Okla. Christian	11/30/2023	*	27:55	1-6	.167	0-2	.000	1-1	1.000	0	2	2	1.1	1	1	2	0	0	3	7.0
at Ark.-Fort Smith	12/02/2023	*	31:30	1-7	.143	0-4	.000	2-2	1.000	1	0	1	1.1	4	0	3	0	0	4	6.7
Tex. A&M Int'l	12/10/2023	*	27:47	3-8	.375	0-3	.000	0-0	.000	1	0	1	1.1	3	0	1	0	3	6	6.6
Tex. A&M-Kingsville	12/12/2023	*	27:27	2-6	.333	0-1	.000	0-0	.000	1	0	1	1.1	0	1	2	0	3	4	6.4
at Cameron	01/04/2024	*	23:07	1-7	.143	1-6	.167	2-2	1.000	0	1	1	1.1	2	1	0	0	0	5	6.3
at Midwestern St.	01/06/2024	*	30:28	1-4	.250	1-2	.500	0-0	.000	0	4	4	1.3	1	1	0	1	1	3	6.0
Tex. Permian Basin	01/11/2024	*	36:07	1-11	.091	0-6	.000	2-2	1.000	0	2	2	1.4	0	0	2	0	1	4	5.9
Angelo St.	01/13/2024	*	22:60	0-3	.000	0-1	.000	2-2	1.000	0	3	3	1.5	0	2	1	0	1	2	5.6
at Eastern N.M.	01/18/2024	*	29:32	3-7	.429	2-4	.500	0-1	.000	1	1	2	1.5	1	3	0	0	0	8	5.8
at Western N.M.	01/20/2024	*	25:53	2-4	.500	0-1	.000	0-0	.000	0	0	0	1.4	0	3	0	0	3	4	5.6
UT Tyler	01/25/2024	*	28:42	0-2	.000	0-1	.000	2-2	1.000	0	1	1	1.4	2	0	0	0	0	2	5.4
Texas Woman's	01/27/2024	*	30:31	3-8	.375	2-5	.400	2-2	1.000	1	0	1	1.4	2	2	2	0	1	10	5.7
Midwestern St.	02/01/2024	*	30:22	6-9	.667	3-4	.750	0-0	.000	0	2	2	1.4	1	0	0	0	0	15	6.2
Cameron	02/03/2024	*	30:40	1-7	.143	1-1	1.000	3-4	.750	1	1	2	1.4	2	0	1	0	2	6	6.1
at Angelo St.	02/08/2024	*	22:57	0-7	.000	0-3	.000	0-0	.000	0	0	0	1.4	1	1	1	0	1	0	5.9
at Tex. Permian Basin	02/10/2024	*	31:17	1-4	.250	0-2	.000	4-5	.800	0	3	3	1.4	4	1	1	0	2	6	5.9
Totals		23	634:54	40-133	.301	18-65	.277	37-41	.902	8	25	33	1.4	33	26	21	1	28	135	5.9

Player Averages

Games Played	Minutes/game	Points/game	FG Pct	3FG Pct	FT Pct	Rebounds/game	Assists/game	Turnovers/game	Assist/Turnover ratio	Steals/game	Blocks/game
23	27.6	5.9	30.1	27.7	90.2	1.4	1.1	0.9	1.2	1.2	0.0



2023-24 Lubbock Christian Women's Basketball
Individual Game-by-Game
All games

Page 9/13
as of Feb 14, 2024

#23 MCCOY, Martie

Opponent	Date	GS	MIN	Total		3-Pointers		Free throws		Rebounds				PF	A	TO	BLK	STL	PTS	AVG
				FG-FGA	PCT	3FG-3FGA	PCT	FT-FTA	PCT	OFF	DEF	TOT	AVG							
Union (TN)	11/03/2023	*	25:06	2-4	.500	0-2	.000	0-0	.000	0	3	3	3.0	4	4	1	1	0	4	4.0
Adams St.	11/05/2023	*	31:22	2-6	.333	0-1	.000	1-2	.500	1	4	5	4.0	3	1	0	1	2	5	4.5
at Colo. Christian	11/10/2023	*	25:53	2-4	.500	0-0	.000	2-2	1.000	1	4	5	4.3	3	1	3	0	0	6	5.0
vs CSU Pueblo	11/11/2023	*	08:27	0-2	.000	0-0	.000	0-0	.000	0	0	0	3.3	2	0	1	0	1	0	3.8
Southwestern Okla.	11/17/2023	*	14:47	1-2	.500	0-0	.000	1-1	1.000	0	3	3	3.2	2	0	4	1	0	3	3.6
King (TN)	11/18/2023	*	15:51	1-2	.500	0-0	.000	2-2	1.000	0	3	3	3.2	3	4	1	1	0	4	3.7
at Southern Nazarene	11/25/2023	*	18:24	2-2	1.000	0-0	.000	0-0	.000	1	4	5	3.4	3	0	1	0	0	4	3.7
at Okla. Christian	11/30/2023	*	15:43	1-3	.333	0-0	.000	0-1	.000	1	2	3	3.4	2	1	2	1	1	2	3.5
at Ark.-Fort Smith	12/02/2023	*	22:27	0-2	.000	0-0	.000	2-2	1.000	2	3	5	3.6	3	1	1	0	0	2	3.3
Tex. A&M Int'l	12/10/2023	*	14:46	0-2	.000	0-0	.000	1-2	.500	1	2	3	3.5	5	0	1	0	0	1	3.1
Tex. A&M-Kingsville	12/12/2023	*	22:28	0-3	.000	0-2	.000	0-0	.000	0	6	6	3.7	1	0	2	0	0	0	2.8
at Cameron	01/04/2024	*	18:29	0-3	.000	0-2	.000	1-2	.500	3	3	6	3.9	4	3	1	0	1	1	2.7
at Midwestern St.	01/06/2024	*	01:19	0-0	.000	0-0	.000	0-0	.000	0	0	0	3.6	2	0	0	0	0	0	2.5
Totals		13	235:01	11-35	.314	0-7	.000	10-14	.714	10	37	47	3.6	37	15	18	5	5	32	2.5

Player Averages

Games Played	Minutes/game	Points/game	FG Pct	3FG Pct	FT Pct	Rebounds/game	Assists/game	Turnovers/game	Assist/Turnover ratio	Steals/game	Blocks/game
13	18.1	2.5	31.4	0.0	71.4	3.6	1.2	1.4	0.8	0.4	0.4



2023-24 Lubbock Christian Women's Basketball
Individual Game-by-Game
All games

Page 10/13
as of Feb 14, 2024

#30 SPURGIN, Audrey

Opponent	Date	GS	MIN	Total		3-Pointers		Free throws		Rebounds				PF	A	TO	BLK	STL	PTS	AVG
				FG-FGA	PCT	3FG-3FGA	PCT	FT-FTA	PCT	OFF	DEF	TOT	AVG							
Union (TN)	11/03/2023		05:38	1-3	.333	0-0	.000	2-4	.500	3	1	4	4.0	1	0	1	0	0	4	4.0
Adams St.	11/05/2023		05:31	0-0	.000	0-0	.000	0-0	.000	0	0	0	2.0	3	0	2	0	0	0	2.0
at Colo. Christian	11/10/2023		22:03	2-5	.400	0-0	.000	2-4	.500	0	2	2	2.0	3	0	2	1	1	6	3.3
vs CSU Pueblo	11/11/2023		10:08	2-3	.667	0-0	.000	0-0	.000	0	2	2	2.0	4	0	0	0	0	4	3.5
Southwestern Okla.	11/17/2023		15:24	1-4	.250	0-0	.000	0-0	.000	3	3	6	2.8	0	1	0	0	0	2	3.2
King (TN)	11/18/2023		13:18	2-2	1.000	0-0	.000	4-6	.667	0	3	3	2.8	1	0	0	0	0	8	4.0
at Southern Nazarene	11/25/2023		08:57	1-2	.500	0-0	.000	0-0	.000	0	2	2	2.7	1	0	1	0	0	2	3.7
at Okla. Christian	11/30/2023		12:41	1-2	.500	0-0	.000	0-0	.000	0	0	0	2.4	0	0	0	0	0	2	3.5
at Ark.-Fort Smith	12/02/2023		08:35	1-3	.333	0-0	.000	3-4	.750	0	0	0	2.1	0	0	0	0	0	5	3.7
Tex. A&M Int'l	12/10/2023		12:48	2-2	1.000	0-0	.000	0-0	.000	0	0	0	1.9	2	0	2	0	0	4	3.7
Tex. A&M-Kingsville	12/12/2023		04:33	0-3	.000	0-0	.000	0-2	.000	0	0	0	1.7	0	0	0	0	0	0	3.4
at Cameron	01/04/2024		03:33	0-1	.000	0-0	.000	0-0	.000	0	0	0	1.6	1	0	1	0	0	0	3.1
at Midwestern St.	01/06/2024		23:08	0-1	.000	0-0	.000	0-2	.000	1	5	6	1.9	2	0	3	0	0	0	2.8
Tex. Permian Basin	01/11/2024		12:60	1-1	1.000	0-0	.000	0-0	.000	0	0	0	1.8	2	0	2	0	0	2	2.8
Angelo St.	01/13/2024		11:44	0-2	.000	0-0	.000	1-2	.500	2	0	2	1.8	0	0	1	1	0	1	2.7
at Eastern N.M.	01/18/2024		13:10	3-9	.333	0-0	.000	2-2	1.000	1	1	2	1.8	3	1	1	0	0	8	3.0
at Western N.M.	01/20/2024		13:14	2-5	.400	0-0	.000	0-0	.000	0	2	2	1.8	2	0	1	0	2	4	3.1
UT Tyler	01/25/2024		12:24	1-3	.333	0-0	.000	0-1	.000	1	0	1	1.8	2	2	1	0	1	2	3.0
Texas Woman's	01/27/2024		17:26	2-4	.500	0-0	.000	5-8	.625	2	3	5	1.9	4	1	2	1	0	9	3.3
Midwestern St.	02/01/2024	*	11:55	1-3	.333	0-0	.000	1-2	.500	2	0	2	2.0	1	0	0	2	0	3	3.3
Cameron	02/03/2024	*	08:38	0-3	.000	0-0	.000	0-0	.000	0	0	0	1.9	0	0	1	0	1	0	3.1
at Angelo St.	02/08/2024		06:39	0-2	.000	0-0	.000	0-0	.000	0	0	0	1.8	0	0	0	0	1	0	3.0
at Tex. Permian Basin	02/10/2024		03:27	0-0	.000	0-0	.000	0-0	.000	0	1	1	1.7	0	0	0	0	0	0	2.9
Totals		2	257:53	23-63	.365	0-0	.000	20-37	.541	15	25	40	1.7	32	5	21	5	6	66	2.9

Player Averages

Games Played	Minutes/game	Points/game	FG Pct	3FG Pct	FT Pct	Rebounds/game	Assists/game	Turnovers/game	Assist/Turnover ratio	Steals/game	Blocks/game
23	11.2	2.9	36.5	0.0	54.1	1.7	0.2	0.9	0.2	0.3	0.2



2023-24 Lubbock Christian Women's Basketball
Individual Game-by-Game
All games

Page 11/13
as of Feb 14, 2024

#31 JOHNSON, Tia

Opponent	Date	GS	MIN	Total		3-Pointers		Free throws		Rebounds				PF	A	TO	BLK	STL	PTS	AVG
				FG-FGA	PCT	3FG-3FGA	PCT	FT-FTA	PCT	OFF	DEF	TOT	AVG							
at Colo. Christian	11/10/2023		04:23	0-0	.000	0-0	.000	0-0	.000	0	0	0	0.0	0	1	0	0	0	0	0.0
vs CSU Pueblo	11/11/2023		01:37	0-0	.000	0-0	.000	0-0	.000	0	0	0	0.0	0	0	0	0	0	0	0.0
Southwestern Okla.	11/17/2023		02:23	0-0	.000	0-0	.000	0-0	.000	0	0	0	0.0	1	0	3	0	0	0	0.0
King (TN)	11/18/2023		14:03	1-2	.500	0-1	.000	0-0	.000	0	5	5	1.3	2	3	2	0	0	2	0.5
Tex. A&M-Kingsville	12/12/2023		03:24	0-0	.000	0-0	.000	0-0	.000	0	0	0	1.0	0	0	1	0	1	0	0.4
at Cameron	01/04/2024		01:44	0-0	.000	0-0	.000	0-0	.000	0	0	0	0.8	0	0	1	0	0	0	0.3
at Midwestern St.	01/06/2024		00:58	0-0	.000	0-0	.000	0-0	.000	0	0	0	0.7	0	0	0	0	0	0	0.3
at Eastern N.M.	01/18/2024		01:46	0-1	.000	0-1	.000	0-0	.000	1	0	1	0.8	0	0	0	0	0	0	0.3
at Western N.M.	01/20/2024		02:19	0-1	.000	0-0	.000	2-2	1.000	0	0	0	0.7	0	0	0	0	0	2	0.4
Midwestern St.	02/01/2024		04:03	0-1	.000	0-0	.000	1-2	.500	2	0	2	0.8	1	0	0	0	0	1	0.5
at Angelo St.	02/08/2024		02:54	0-1	.000	0-0	.000	0-0	.000	0	0	0	0.7	1	0	0	0	0	0	0.5
Totals		0	39:34	1-6	.167	0-2	.000	3-4	.750	3	5	8	0.7	5	4	7	0	1	5	0.5

Player Averages

Games Played	Minutes/game	Points/game	FG Pct	3FG Pct	FT Pct	Rebounds/game	Assists/game	Turnovers/game	Assist/Turnover ratio	Steals/game	Blocks/game
11	3.6	0.5	16.7	0.0	75.0	0.7	0.4	0.6	0.6	0.1	0.0



2023-24 Lubbock Christian Women's Basketball
Individual Game-by-Game
All games

Page 12/13
as of Feb 14, 2024

#33 JOHNSON, Deja

Opponent	Date	GS	MIN	Total		3-Pointers		Free throws		Rebounds				PF	A	TO	BLK	STL	PTS	AVG
				FG-FGA	PCT	3FG-3FGA	PCT	FT-FTA	PCT	OFF	DEF	TOT	AVG							
King (TN)	11/18/2023		14:13	3-5	.600	2-4	.500	0-0	.000	0	2	2	2.0	3	0	1	0	1	8	8.0
at Ark.-Fort Smith	12/02/2023		01:24	0-0	.000	0-0	.000	0-0	.000	0	0	0	1.0	0	0	0	0	0	0	4.0
Tex. A&M Int'l	12/10/2023		03:01	0-1	.000	0-0	.000	0-0	.000	1	0	1	1.0	1	0	1	0	0	0	2.7
Tex. A&M-Kingsville	12/12/2023		01:00	0-0	.000	0-0	.000	0-0	.000	0	1	1	1.0	0	0	0	0	0	0	2.0
at Cameron	01/04/2024		00:51	0-0	.000	0-0	.000	0-0	.000	0	0	0	0.8	0	0	0	0	0	0	1.6
Tex. Permian Basin	01/11/2024		06:12	1-2	.500	0-1	.000	0-0	.000	0	0	0	0.7	1	0	0	0	1	2	1.7
Angelo St.	01/13/2024		03:36	1-2	.500	0-0	.000	0-0	.000	1	0	1	0.7	0	0	0	0	0	2	1.7
at Eastern N.M.	01/18/2024		05:09	0-1	.000	0-0	.000	0-0	.000	1	0	1	0.8	0	1	0	0	0	0	1.5
at Western N.M.	01/20/2024		05:40	1-1	1.000	0-0	.000	0-0	.000	0	1	1	0.8	1	0	2	0	0	2	1.6
Texas Woman's	01/27/2024		01:54	0-0	.000	0-0	.000	0-0	.000	0	0	0	0.7	0	0	0	0	0	0	1.4
Midwestern St.	02/01/2024		10:11	1-3	.333	0-0	.000	0-0	.000	0	1	1	0.7	3	1	2	0	1	2	1.5
Cameron	02/03/2024		01:03	0-0	.000	0-0	.000	0-0	.000	0	0	0	0.7	0	0	0	0	0	0	1.3
at Angelo St.	02/08/2024		02:35	0-1	.000	0-0	.000	2-2	1.000	0	0	0	0.6	0	0	0	0	0	2	1.4
Totals		0	56:49	7-16	.438	2-5	.400	2-2	1.000	3	5	8	0.6	9	2	6	0	3	18	1.4

Player Averages

Games Played	Minutes/game	Points/game	FG Pct	3FG Pct	FT Pct	Rebounds/game	Assists/game	Turnovers/game	Assist/Turnover ratio	Steals/game	Blocks/game
13	4.4	1.4	43.8	40.0	100.0	0.6	0.2	0.5	0.3	0.2	0.0



2023-24 Lubbock Christian Women's Basketball
Individual Game-by-Game
All games

Page 13/13
as of Feb 14, 2024

#40 SCHUMANN, Reese

Opponent	Date	GS	MIN	Total		3-Pointers		Free throws		Rebounds				PF	A	TO	BLK	STL	PTS	AVG
				FG-FGA	PCT	3FG-3FGA	PCT	FT-FTA	PCT	OFF	DEF	TOT	AVG							
Union (TN)	11/03/2023		05:00	0-0	.000	0-0	.000	2-2	1.000	0	0	0	0.0	0	0	0	0	0	2	2.0
Adams St.	11/05/2023		03:47	0-0	.000	0-0	.000	0-0	.000	0	0	0	0.0	1	0	0	0	0	0	1.0
at Colo. Christian	11/10/2023		09:26	0-1	.000	0-0	.000	0-0	.000	1	1	2	0.7	1	0	0	1	0	0	0.7
vs CSU Pueblo	11/11/2023		22:51	1-3	.333	0-0	.000	1-2	.500	2	1	3	1.3	4	1	0	0	2	3	1.3
Southwestern Okla.	11/17/2023		10:41	1-2	.500	0-0	.000	0-0	.000	1	2	3	1.6	3	1	1	0	0	2	1.4
King (TN)	11/18/2023		13:00	1-3	.333	0-0	.000	1-2	.500	2	1	3	1.8	0	1	3	1	2	3	1.7
at Southern Nazarene	11/25/2023		16:22	1-3	.333	0-0	.000	0-0	.000	1	1	2	1.9	0	1	0	0	1	2	1.7
at Okla. Christian	11/30/2023		17:31	1-2	.500	0-0	.000	3-4	.750	1	2	3	2.0	5	1	3	0	0	5	2.1
at Ark.-Fort Smith	12/02/2023		15:58	0-2	.000	0-0	.000	3-4	.750	3	4	7	2.6	3	2	0	0	0	3	2.2
Tex. A&M Int'l	12/10/2023		11:56	1-1	1.000	0-0	.000	1-3	.333	2	3	5	2.8	5	0	3	0	1	3	2.3
Tex. A&M-Kingsville	12/12/2023		15:52	1-4	.250	0-0	.000	0-0	.000	2	3	5	3.0	0	1	2	0	3	2	2.3
at Cameron	01/04/2024		15:58	4-7	.571	0-0	.000	0-0	.000	2	1	3	3.0	4	0	0	1	0	8	2.8
at Midwestern St.	01/06/2024		18:31	5-8	.625	0-0	.000	0-0	.000	2	3	5	3.2	5	0	0	0	0	10	3.3
Tex. Permian Basin	01/11/2024	*	31:56	0-2	.000	0-0	.000	2-2	1.000	2	3	5	3.3	4	0	3	1	0	2	3.2
Angelo St.	01/13/2024	*	30:41	3-4	.750	0-0	.000	1-2	.500	4	6	10	3.7	2	0	1	2	1	7	3.5
at Eastern N.M.	01/18/2024	*	23:39	10-14	.714	0-0	.000	4-6	.667	6	4	10	4.1	3	2	1	1	0	24	4.8
at Western N.M.	01/20/2024	*	23:54	1-2	.500	0-0	.000	0-0	.000	0	5	5	4.2	3	0	2	4	1	2	4.6
UT Tyler	01/25/2024	*	27:28	4-8	.500	0-0	.000	6-9	.667	4	5	9	4.4	3	0	2	1	2	14	5.1
Texas Woman's	01/27/2024	*	15:51	1-4	.250	0-0	.000	2-2	1.000	1	2	3	4.4	4	0	4	0	0	4	5.1
Midwestern St.	02/01/2024		24:02	3-4	.750	0-0	.000	1-2	.500	4	3	7	4.5	4	0	0	2	0	7	5.2
Cameron	02/03/2024		34:00	3-9	.333	0-0	.000	2-2	1.000	7	11	18	5.1	3	2	0	2	0	8	5.3
at Angelo St.	02/08/2024		20:48	3-10	.300	0-0	.000	2-2	1.000	4	2	6	5.2	3	0	1	2	0	8	5.4
at Tex. Permian Basin	02/10/2024		24:50	4-7	.571	0-0	.000	1-2	.500	4	2	6	5.2	4	0	1	0	0	9	5.6
Totals		6	434:04	48-100	.480	0-0	.000	32-46	.696	55	65	120	5.2	64	12	27	18	13	128	5.6

Player Averages

Games Played	Minutes/ game	Points/ game	FG Pct	3FG Pct	FT Pct	Rebounds/ game	Assists/ game	Turnovers/ game	Assist/Turnover ratio	Steals/ game	Blocks/ game
23	18.9	5.6	48.0	0.0	69.6	5.2	0.5	1.2	0.4	0.6	0.8

LUBBOCK CHRISTIAN UNIVERSITY WOMEN'S BASKETBALL GAME NOTES

Union (TN) vs Lubbock Christian
11/03/23 5:00 pm at Lubbock, TX

Union (TN) 87 • 1-0,0-0 Gulf Sou

#	Player		Total		3-Ptr		Rebounds			PF	TP	A TO		Blk	Stl	Min
			FG-FGA	FG-FGA	FT-FTA	FT-FTA	Off	Def	Tot							
01	Shanique Lucas	g	4-10	1-3	9-10	0	2	2	4	18	2	1	1	1	20	
03	Jazalyn Anousinh	g	1-2	0-0	2-2	1	2	3	4	4	0	3	0	2	22	
04	Macey Lee	g	8-10	3-4	0-0	0	1	1	3	19	0	1	0	1	18	
20	Bethany Dillard	g	1-3	0-2	1-1	0	0	0	1	3	2	2	0	0	15	
24	Olivia Lee	g	1-2	0-0	2-4	0	3	3	0	4	0	2	0	0	12	
11	Brooke Hampel		0-1	0-0	2-4	2	2	4	3	2	4	4	0	0	24	
12	Emma Kallas		3-5	0-0	1-2	0	1	1	3	7	1	3	0	0	19	
13	Lauren West		5-11	5-9	0-0	0	2	2	2	15	2	0	0	0	18	
15	Shylee Morrison		0-1	0-1	2-2	1	0	1	2	2	1	2	0	1	16	
22	Kieli Robinson		2-4	0-0	0-0	3	2	5	3	4	0	0	0	0	11	
32	Leah Cauble		3-8	3-6	0-0	2	4	6	4	9	2	1	1	1	25	
Team						0	1	1								
Totals			28-57	12-25	19-25	9	20	29	29	87	14	19	2	6	200	
1st - FG %:			9-13	69.2%	2nd: 5-14	35.7%	3rd: 8-14	57.1%	4th: 6-16	37.5%	Game: 28-57		49.1%	Deadball		
3FG %:			1-3	33.3%	0-5	0.0%	3-5	60.0%	2-6	33.3%	12-25		48.0%	Rebounds		
FT %:			7-9	77.8%	2-2	100.0%	6-8	75.0%	4-6	66.7%	19-25		76.0%	3		

Lubbock Christian 78 • 0-1,0-0 Lone Sta

#	Player		Total		3-Ptr		Rebounds			PF	TP	A TO		Blk	Stl	Min
			FG-FGA	FG-FGA	FT-FTA	FT-FTA	Off	Def	Tot							
00	Grace Foster	f	7-12	0-2	2-5	1	6	7	3	16	4	8	1	0	31	
23	Martie McCoy	f	2-4	0-2	0-0	0	3	3	4	4	1	1	0	0	25	
02	Maci Maddox	g	8-11	0-0	0-0	0	4	4	4	16	4	4	0	1	39	
12	Taylor Thomas	g	3-5	1-1	2-2	1	2	3	5	9	1	1	0	0	21	
15	Shaylee Stovall	g	2-5	0-1	3-4	2	0	2	1	7	3	1	0	1	24	
01	Kennedy Chappell		1-4	0-2	6-7	1	1	2	2	8	1	0	0	0	21	
03	Audrey Robertson		4-10	1-2	3-4	0	3	3	3	12	2	1	0	3	29	
30	Audrey Spurgin		1-3	0-0	2-4	3	1	4	1	4	0	1	0	0	6	
40	Reese Schumann		0-0	0-0	2-2	0	0	0	0	2	0	0	0	0	4	
Team						1	3	4								
Totals			28-54	2-10	20-28	9	23	32	23	78	19	19	2	5	200	
1st - FG %:			9-14	64.3%	2nd: 6-16	37.5%	3rd: 7-13	53.8%	4th: 6-11	54.5%	Game: 28-54		51.9%	Deadball		
3FG %:			1-3	33.3%	0-2	0.0%	1-3	33.3%	0-2	0.0%	2-10		20.0%	Rebounds		
FT %:			1-2	50.0%	4-8	50.0%	6-8	75.0%	9-10	90.0%	20-28		71.4%	5		

Officials:

Technical fouls: Union (TN)-None. Lubbock Christian-None.

Attendance: 347

2023-24 Women's Basketball. Round: 0. Lubbock Christian vs Union (TN). Played

Score by periods	1st	2nd	3rd	4th	Total
Union (TN)	32	12	25	18	87
Lubbock Christian	20	16	21	21	78

Adams St. vs Lubbock Christian
11/05/23 5:00 pm at Lubbock, TX

Adams St. 65 • 1-1,0-0 RMAC

#	Player		Total		3-Ptr		Rebounds			PF	TP	A TO		Blk	Stl	Min
			FG-FGA	FG-FGA	FT-FTA	FT-FTA	Off	Def	Tot							
22	Christabel Longe	c	6-8	1-1	0-0	4	2	6	3	13	0	2	2	0	18	
01	Harmanie Dominguez	g	6-10	3-4	2-2	0	5	5	4	17	3	1	1	1	36	
11	Elaina Watson		1-3	0-0	4-4	1	4	5	2	6	3	2	0	0	28	
24	Kiiyani Antielu	g	2-6	1-3	0-0	1	3	4	1	5	5	4	0	1	27	
24	Riahana Davis	g	2-9	1-5	3-4	1	4	5	4	8	0	3	0	2	33	
03	Destinee Paulk		0-0	0-0	0-0	0	0	0	0	0	0	1	0	0	4	
05	Kayla Harris		4-11	2-3	2-2	2	6	8	2	12	1	1	1	2	21	
10	Angelline Nageak		0-2	0-1	2-2	0	0	0	3	2	1	2	0	0	18	
14	Nyeniea John		1-2	0-0	0-0	0	2	2	2	2	0	2	0	0	15	
Team						1	0	1								
Totals			22-51	8-17	13-14	10	26	36	21	65	13	19	4	6	200	
1st - FG %:			6-12	50.0%	2nd: 5-13	38.5%	3rd: 7-14	50.0%	4th: 4-12	33.3%	Game: 22-51		43.1%	Deadball		
3FG %:			2-3	66.7%	0-5	0.0%	2-5	40.0%	3-5	60.0%	8-17		47.1%	Rebounds		
FT %:			0-0	0.0%	5-6	83.3%	2-2	100.0%	6-6	100.0%	13-14		92.9%	0		

Lubbock Christian 69 • 1-1,0-0 Lone Sta

#	Player		Total		3-Ptr		Rebounds			PF	TP	A TO		Blk	Stl	Min
			FG-FGA	FG-FGA	FT-FTA	FT-FTA	Off	Def	Tot							
00	Grace Foster	f	6-14	3-6	13-13	0	8	8	1	28	3	3	1	0	39	
23	Martie McCoy	f	2-6	0-1	1-2	1	4	5	3	5	1	0	1	2	31	
02	Maci Maddox	g	6-11	2-3	0-0	0	4	4	1	14	4	2	0	3	40	
03	Audrey Robertson		3-9	0-1	0-0	1	1	2	2	6	1	3	0	1	31	
15	Shaylee Stovall	g	1-4	1-3	8-8	0	0	0	1	11	2	1	0	1	26	
01	Kennedy Chappell		1-2	0-0	0-0	0	0	0	1	2	1	0	0	0	9	
12	Taylor Thomas		1-2	1-1	0-0	0	3	3	1	3	0	1	0	2	14	
30	Audrey Spurgin		0-0	0-0	0-0	0	0	0	3	0	0	2	0	0	6	
40	Reese Schumann		0-0	0-0	0-0	0	0	0	1	0	0	0	0	0	4	
Team						0	0	0								
Totals			20-48	7-15	22-23	2	20	22	14	69	12	12	2	9	200	
1st - FG %:			6-15	40.0%	2nd: 5-9	55.6%	3rd: 4-13	30.8%	4th: 4-12	45.5%	Game: 20-48		41.7%	Deadball		
3FG %:			3-6	50.0%	2-3	66.7%	1-3	33.3%	1-3	33.3%	7-15		46.7%	Rebounds		
FT %:			1-1	100.0%	11-12	91.7%	2-2	100.0%	8-8	100.0%	22-23		95.7%	1		

Officials:

Technical fouls: Adams St.-None. Lubbock Christian-None.

Attendance: 287

2023-24 Women's Basketball. Round: 0. Adams St. vs Lubbock Christian. Played a

Score by periods	1st	2nd	3rd	4th	Total
Adams St.	14	17	19	15	65
Lubbock Christian	16	23	11	19	69

Lubbock Christian vs Colo. Christian
11/10/23 3:00 pm at Lakewood, CO

Lubbock Christian 67 • 2-1,0-0 Lone Sta

#	Player		Total		3-Ptr		Rebouds			PF	TP	A		Blk	Stl	Min
			FG-FGA	FG-FGA	FT-FTA	Off	Def	Tot	To			Ass				
00	Grace Foster	f	1-5	0-2	7-8	0	6	6	4	9	0	7	0	0	27	
23	Martie McCoy	f	2-4	0-0	2-2	1	4	5	3	6	1	3	0	0	27	
02	Maci Maddox	g	4-14	0-2	4-4	1	5	6	3	12	4	1	0	3	45	
03	Audrey Robertson		6-9	2-2	2-2	1	5	6	2	16	3	2	0	1	40	
15	Shaylee Stovall	g	3-6	2-4	0-0	0	1	1	1	8	1	1	0	1	20	
01	Kennedy Chappell		3-4	0-1	4-6	1	2	3	0	10	1	0	0	0	20	
12	Taylor Thomas		0-1	0-1	0-0	0	0	0	0	0	0	2	0	1	11	
30	Audrey Spurgin		2-5	0-0	2-4	0	2	2	3	6	0	2	1	1	22	
31	Tia Johnson		0-0	0-0	0-0	0	0	0	0	0	1	0	0	0	4	
40	Reese Schumann		0-1	0-0	0-0	1	1	2	1	0	0	0	1	0	9	
Team						1	4	5								
Totals			21-49	4-12	21-26	6	30	36	17	67	11	19	2	7	225	
1st - FG %:			6-14	42.9%	2nd: 6-10	60.0%	3rd: 4-12	33.3%	4th: 3-10	30.0%	Game: 21-49		42.9%	Deadball		
3FG %:			2-5	40.0%	1-4	25.0%	1-2	50.0%	0-1	0.0%	4-12		33.3%	Rebounds		
FT %:			0-0	0.0%	5-5	100.0%	5-6	83.3%	5-6	83.3%	21-26		80.8%			

LUBBOCK CHRISTIAN UNIVERSITY WOMEN'S BASKETBALL GAME NOTES

Southwestern Okla. vs Lubbock Christian
11/17/23 6:00 pm at Lubbock, TX

Southwestern Okla. 54 • 2-2,0-0 GAC

#	Player	Total		3-Ptr		Rebounds		PF	TP	A	TO	Blk	Stl	Min
		FG-FGA	FG-FGA	FT-FTA	Off Def Tot	Off Def Tot	Off Def Tot							
02	Hailey Grant	f	6-13	1-1	2-3	3	9	12	3	15	2	4	1	24
10	Rees Berkey	f	0-2	0-2	0-0	0	0	0	2	0	0	1	1	2
13	Lanie Gooch	g	2-3	1-1	2-2	2	0	2	3	7	1	1	0	3
05	Averi Zinn	g	3-15	2-9	1-2	0	1	1	1	9	2	2	0	2
13	Mason Jones	g	2-4	2-3	0-0	2	1	3	1	6	3	3	0	2
00	Beyonce Lane		1-4	0-0	0-0	0	1	1	1	2	0	1	1	1
20	Chloe Cantrell		1-3	1-2	0-0	0	1	1	2	3	0	1	0	2
22	Libbi Zinn		4-7	0-2	0-0	0	1	1	1	8	0	2	0	0
23	Maebry Shields		1-1	0-0	0-0	0	0	0	1	2	0	1	0	1
24	Jamaya Johnson		1-3	0-0	0-0	2	1	3	1	2	0	2	0	0
	Team				1	1	2							
Totals			21-55	7-20	5-7	10	16	26	16	54	8	18	3	15
1st - FG %:		6-13	46.2%	2nd: 5-13	38.5%	3rd: 4-14	28.6%	4th: 6-15	40.0%	Game: 21-55	38.2%	Deadball		
3FG %:		2-4	50.0%	2-6	33.3%	2-6	33.3%	1-4	25.0%	7-20	35.0%	Rebounds		
FT %:		2-3	66.7%	0-0	0.0%	2-2	100.0%	1-2	50.0%	5-7	71.4%	1		

Lubbock Christian 61 • 4-1,0-0 Lone Sta

#	Player	Total		3-Ptr		Rebounds		PF	TP	A	TO	Blk	Stl	Min
		FG-FGA	FG-FGA	FT-FTA	Off Def Tot	Off Def Tot	Off Def Tot							
00	Grace Foster	f	3-7	0-1	4-4	0	9	9	1	10	4	6	1	0
23	Martie McCoy	f	1-2	0-0	1-1	0	3	3	2	3	0	4	1	0
02	Maci Maddox	g	6-13	1-3	2-2	1	2	3	0	15	2	2	0	2
03	Audrey Robertson	g	6-8	1-2	1-1	0	2	2	1	14	6	2	0	1
15	Shaylee Stovall	g	3-5	2-3	2-2	0	1	1	2	10	0	1	0	1
01	Kennedy Chappell		1-1	0-0	1-2	0	1	1	0	3	0	1	0	1
12	Taylor Thomas		0-2	0-1	2-2	1	0	1	0	2	1	1	0	1
30	Audrey Spurgin		1-4	0-0	0-0	3	3	6	0	2	1	0	0	0
31	Tia Johnson		0-0	0-0	0-0	0	0	0	1	0	0	3	0	0
40	Reese Schumann		1-2	0-0	0-0	1	2	3	3	2	1	1	0	0
	Team				0	2	2				1			
Totals			22-44	4-10	13-14	6	25	31	10	61	15	22	2	6
1st - FG %:		9-12	75.0%	2nd: 4-8	50.0%	3rd: 5-10	50.0%	4th: 4-14	28.6%	Game: 22-44	50.0%	Deadball		
3FG %:		1-1	100.0%	1-3	33.3%	2-4	50.0%	0-2	0.0%	4-10	40.0%	Rebounds		
FT %:		2-2	100.0%	2-2	100.0%	2-2	100.0%	3-3	100.0%	13-14	92.9%	1		

Officials:

Technical fouls: Southwestern Okla.-None, Lubbock Christian-None.

Attendance: 208

2023-24 Women's Basketball. Round: 0. Lubbock Christian vs Southwestern Okla..

Score by periods	1st	2nd	3rd	4th	Total
Southwestern Okla.	16	12	12	14	54
Lubbock Christian	25	11	14	11	61

King (TN) vs Lubbock Christian
11/18/23 7:30 pm at Lubbock, TX

King (TN) 42 • 0-5,0-0 Conferen

#	Player	Total		3-Ptr		Rebounds		PF	TP	A	TO	Blk	Stl	Min
		FG-FGA	FG-FGA	FT-FTA	Off Def Tot	Off Def Tot	Off Def Tot							
02	Alexa Gramann	g	0-2	0-0	0-2	3	3	6	1	0	1	1	0	0
05	Brianna Dunbar	g	1-4	0-1	6-6	0	1	1	0	8	0	3	0	2
11	Alayna Smith	g	0-4	0-0	0-0	0	1	1	3	0	0	4	0	0
12	Jaden Potts	g	0-1	0-0	1-2	1	1	2	0	1	0	0	0	0
22	Ashley Allen	g	5-7	0-0	2-2	4	5	9	1	12	1	1	1	1
01	Michelle Gallegos		0-0	0-0	2-2	0	1	1	1	2	0	0	0	0
03	Jhayda McKinney		0-3	0-3	0-0	0	1	1	1	0	0	2	0	0
04	Jaylasia Office		2-6	0-4	2-2	0	0	0	3	6	1	3	0	0
13	Kiley Beach		1-2	0-0	1-2	1	2	3	1	3	0	0	0	0
15	Jaelyn West		2-10	1-3	2-6	1	2	3	2	7	0	2	0	1
24	Torey Walker		0-4	0-0	0-2	1	2	3	3	0	0	0	1	0
32	Raven Addison		1-6	0-0	1-2	1	1	2	1	3	0	1	0	1
33	Maddie Bryant		0-2	0-2	0-0	0	0	0	0	0	0	0	0	0
	Team				5	1	6				2			
Totals			12-51	1-13	17-29	17	21	38	17	42	3	19	2	5
1st - FG %:		5-13	38.5%	2nd: 2-13	15.4%	3rd: 4-13	30.8%	4th: 1-12	8.3%	Game: 12-51	23.5%	Deadball		
3FG %:		1-4	25.0%	0-3	0.0%	0-1	0.0%	0-5	0.0%	1-13	7.7%	Rebounds		
FT %:		1-3	33.3%	7-10	70.0%	1-2	50.0%	8-14	57.1%	17-29	58.6%	6		

Lubbock Christian 82 • 5-1,0-0 Lone Sta

#	Player	Total		3-Ptr		Rebounds		PF	TP	A	TO	Blk	Stl	Min
		FG-FGA	FG-FGA	FT-FTA	Off Def Tot	Off Def Tot	Off Def Tot							
00	Grace Foster	f	4-10	1-2	0-0	0	5	5	0	9	2	1	0	1
23	Martie McCoy	f	1-2	0-0	2-2	0	3	3	3	4	4	1	1	0
02	Maci Maddox	g	6-8	1-1	1-2	0	3	3	1	14	1	0	0	1
03	Audrey Robertson	g	3-4	1-2	1-1	0	1	1	1	8	3	1	0	0
15	Shaylee Stovall	g	1-1	1-1	0-0	0	1	1	1	3	4	0	0	1
01	Kennedy Chappell		2-6	0-2	0-0	1	2	3	3	4	1	0	0	2
04	Kimber Mathews		1-2	1-1	2-2	1	0	1	3	5	0	0	0	0
11	Taylor Allen		4-7	1-1	0-0	2	1	3	0	9	2	0	0	1
12	Taylor Thomas		1-2	0-0	3-4	0	0	0	2	5	2	1	0	1
30	Audrey Spurgin		2-2	0-0	4-6	0	3	3	1	8	0	0	0	0
31	Tia Johnson		1-2	0-1	0-0	0	5	5	2	2	3	2	0	0
33	Deja Johnson		3-5	2-4	0-0	0	2	2	3	8	0	1	0	1
40	Reese Schumann		1-3	0-0	1-2	2	1	3	0	3	1	2	1	2
	Team				0	1	1				3			
Totals			30-54	8-15	14-19	6	28	34	20	82	23	13	2	10
1st - FG %:		5-12	41.7%	2nd: 9-15	60.0%	3rd: 9-15	60.0%	4th: 7-12	58.3%	Game: 30-54	55.6%	Deadball		
3FG %:		1-3	33.3%	2-4	50.0%	3-4	75.0%	2-4	50.0%	8-15	53.3%	Rebounds		
FT %:		2-2	100.0%	3-5	60.0%	7-8	87.5%	2-4	50.0%	14-19	73.7%	2		

Officials:

Technical fouls: King (TN)-None, Lubbock Christian-None.

Attendance: 192

2023-24 Women's Basketball. Round: 0. King (TN) vs Lubbock Christian. Played a

Score by periods	1st	2nd	3rd	4th	Total
King (TN)	12	11	9	10	42
Lubbock Christian	13	23	28	18	82

Lubbock Christian vs Southern Nazarene
11/25/23 1:00 pm at Bethany, OK

Lubbock Christian 64 • 5-2,0-0 Lone Sta

#	Player	Total		3-Ptr		Rebounds		PF	TP	A	TO	Blk	Stl	Min
		FG-FGA	FG-FGA	FT-FTA	Off Def Tot	Off Def Tot	Off Def Tot							
00	Grace Foster	f	8-14	3-4	3-3	0	2	2	4	22	2	1	2	1
23	Martie McCoy	f	2-2	0-0	0-0	1	4	5	3	4	0	1	0	0
02	Maci Maddox	g	6-14	0-2	0-0	1	3	4	3	12	5	4	0	3
03	Audrey Robertson	g	2-8	0-2	0-0	0	5	5	0	4	1	3	0	1
15	Shaylee Stovall	g	4-7	2-3	4-4	0	2	2	1	14	0	0	0	2
01	Kennedy Chappell		1-2	0-1	0-0	0	1	1	1	2	0	1	0	2
12	Taylor Thomas		1-2	0-0	0-0	0	0	0	2	2	0	1	0	0
30	Audrey Spurgin		1-2	0-0	0-0	0	2	2	1	2	0	1	0	0
40	Reese Schumann		1-3	0-0	0-0	1	1	2	0	2	1	0	0	1
	Team					1	3	4			2			
Totals			26-54	5-12	7-7	4	23	27	15	64	9	14	2	10
1st - FG %:		5-10	50.0%	2nd: 5-13	38.5%	3rd: 7-14	50.0%	4th: 9-17	52.9%	Game: 26-54	48.1%	Deadball		
3FG %:		0-2	0.0%	1-2	50.0%	2-4	50.0%	2-4	50.0%	5-12	41.7%	Rebounds		
FT %:		3-3	100.0%	0-0	0.0%	2-2	100.0%	2-2	100.0%	7-7	100.0%	0		

Southern Nazarene 67 • 6-0,0-0 GAC

#	Player	Total		3-Ptr		Rebounds		PF	TP	A	TO	Blk	Stl
---	--------	-------	--	-------	--	----------	--	----	----	---	----	-----	-----

LUBBOCK CHRISTIAN UNIVERSITY WOMEN'S BASKETBALL GAME NOTES

Lubbock Christian vs Ark.-Fort Smith
12/02/23 1:00 pm at Fort Smith, AR

Lubbock Christian 58 • 7-2,2-0 Lone Sta

##	Player	Total			3-Ptr			Rebounds			PF	TP	A	TO	Blk	Stl	Min
		FG-FGA	FG-FGA	FT-FTA	Off	Def	Tot	Off	Def	Tot							
00	Grace Foster	f	4-7	0-3	4-4	0	2	2	2	12	4	2	0	1	31		
23	Martie McCoy	f	0-2	0-0	2-2	2	3	5	3	2	1	1	0	0	23		
02	Maci Maddox	g	7-11	0-2	0-0	0	2	2	2	14	0	4	0	5	40		
03	Audrey Robertson	g	5-9	2-3	6-8	1	3	4	4	18	0	2	0	1	27		
15	Shaylee Stovall	g	1-7	0-4	2-2	1	0	1	4	4	0	3	0	0	31		
01	Kennedy Chappell		0-0	0-0	0-0	0	2	2	1	0	0	1	0	0	11		
11	Taylor Allen		0-0	0-0	0-0	0	0	0	0	0	0	0	0	0	1		
12	Taylor Thomas		0-0	0-0	0-0	0	0	0	1	0	0	2	0	1	10		
30	Audrey Spurgin		1-3	0-0	3-4	0	0	0	0	5	0	0	0	0	9		
33	Deja Johnson		0-0	0-0	0-0	0	0	0	0	0	0	0	0	0	1		
40	Reese Schumann		0-2	0-0	3-4	3	4	7	3	3	2	0	0	0	16		
Team							0	5	5					3			
Totals			18-41	2-12	20-24	7	21	28	20	58	7	18	0	8	200		
1st - FG %:		5-8	62.5%	2nd: 2-14	14.3%	3rd: 6-10	60.0%	4th: 5-9	55.6%	Game: 18-41	43.9%	Deadball					
3FG %:		0-1	0.0%	1-7	14.3%	0-1	0.0%	1-3	33.3%	2-12	16.7%	Rebounds					
FT %:		2-2	100.0%	5-5	100.0%	6-8	75.0%	7-9	77.8%	20-24	83.3%	3					

Ark.-Fort Smith 49 • 2-6,0-2 Lone Sta

##	Player	Total			3-Ptr			Rebounds			PF	TP	A	TO	Blk	Stl	Min
		FG-FGA	FG-FGA	FT-FTA	Off	Def	Tot	Off	Def	Tot							
22	Sinetra Jones	c	4-8	0-0	3-5	0	4	4	3	11	0	3	1	1	24		
04	Zyniah Thomas		0-0	0-0	0-0	0	0	0	0	0	0	0	0	0	7		
11	Baylee Fincher	g	5-9	0-4	5-6	1	1	2	2	15	0	3	0	1	36		
20	Morgan Browning	g	2-4	1-3	0-0	1	2	3	3	5	1	3	0	0	31		
21	Hannah Boyett	g	5-12	2-5	2-2	1	0	1	4	14	2	3	0	5	27		
01	Allana Thompson		0-0	0-0	0-0	0	2	2	1	0	0	2	0	0	9		
10	Takaylyn Busby		1-3	1-1	0-0	1	1	2	0	3	1	0	0	0	10		
12	Abby Summitt		0-0	0-0	0-0	0	0	0	0	0	0	0	0	0	3		
14	McKenzie Piper		0-2	0-1	1-4	2	2	4	2	1	0	1	0	1	12		
23	Maija Reed		0-1	0-0	0-0	1	2	3	0	0	2	4	0	0	8		
24	Maja Cykowska		0-1	0-0	0-0	0	2	2	1	0	0	0	0	0	8		
25	Riley Hayes		0-4	0-3	0-0	0	0	0	3	0	1	1	0	0	25		
Team							0	1	1					1			
Totals			17-44	4-17	11-17	7	17	24	19	49	7	20	1	8	200		
1st - FG %:		5-10	50.0%	2nd: 4-8	50.0%	3rd: 3-10	30.0%	4th: 5-16	31.3%	Game: 17-44	38.6%	Deadball					
3FG %:		1-5	20.0%	2-3	66.7%	0-4	0.0%	1-5	20.0%	4-17	23.5%	Rebounds					
FT %:		0-0	0.0%	3-5	60.0%	0-0	0.0%	8-12	66.7%	11-17	64.7%	5					

Officials: LeAndre Benton,Rebekah Carpenter,Teddy Gonzales

Technical fouls: Lubbock Christian-None. Ark.-Fort Smith-None.

Attendance: 138

2023-24 Women's Basketball. Round: 0. Ark.-Fort Smith vs Lubbock Christian, PI

Score by periods	1st	2nd	3rd	4th	Total
Lubbock Christian	12	10	18	18	58
Ark.-Fort Smith	11	13	6	19	49

Tex. A&M-Kingsville vs Lubbock Christian
12/12/23 1:00 pm at Lubbock, TX

Tex. A&M-Kingsville 28 • 4-7,0-4 Lone Sta

##	Player	Total			3-Ptr			Rebounds			PF	TP	A	TO	Blk	Stl	Min
		FG-FGA	FG-FGA	FT-FTA	Off	Def	Tot	Off	Def	Tot							
20	Georgia Ohiaeri	f	0-6	0-2	0-0	1	1	2	2	0	0	4	0	1	24		
35	Janessa Payne	f	1-2	1-2	0-0	0	2	2	1	3	2	0	0	1	26		
41	Veyda Lake	g	8-12	0-0	0-0	2	3	5	2	16	0	1	1	1	25		
14	Aina Maynou	g	0-5	0-2	0-0	0	6	6	2	0	1	4	0	1	26		
24	Jayde Tschritter	g	1-3	1-2	0-0	0	0	0	1	3	2	3	1	0	35		
01	Shelby Ray		1-4	0-1	0-0	0	1	1	0	2	2	2	0	0	14		
02	Alyssa O' Malley		0-4	0-1	0-0	1	3	4	1	0	1	1	1	0	16		
03	Abby Bala		0-2	0-0	0-0	0	5	5	0	0	1	2	0	1	22		
23	Devon Williams		2-2	0-0	0-0	0	3	3	2	4	0	3	2	0	12		
Team							0	3	3					3			
Totals			13-40	2-10	0-0	4	27	31	11	28	9	23	5	4	200		
1st - FG %:		0-9	0.0%	2nd: 6-14	42.9%	3rd: 5-9	55.6%	4th: 2-8	25.0%	Game: 13-40	32.5%	Deadball					
3FG %:		0-3	0.0%	1-2	50.0%	1-3	33.3%	0-2	0.0%	2-10	20.0%	Rebounds					
FT %:		0-0	0.0%	0-0	0.0%	0-0	0.0%	0-0	0.0%	0-0	0.0%	0					

Lubbock Christian 42 • 8-3,3-1 Lone Sta

##	Player	Total			3-Ptr			Rebounds			PF	TP	A	TO	Blk	Stl	Min
		FG-FGA	FG-FGA	FT-FTA	Off	Def	Tot	Off	Def	Tot							
00	Grace Foster	f	7-14	3-6	4-4	1	7	8	0	21	3	0	0	1	33		
23	Martie McCoy	f	0-3	0-2	0-0	0	6	6	1	0	0	2	0	0	22		
02	Maci Maddox	g	3-8	0-2	0-0	2	2	4	1	6	3	2	0	1	35		
03	Audrey Robertson	g	2-9	0-0	2-3	3	1	4	2	6	0	1	0	0	25		
15	Shaylee Stovall	g	2-6	0-1	0-0	1	0	1	0	4	1	2	0	3	27		
01	Kennedy Chappell		1-4	1-1	0-0	1	2	3	0	3	1	1	0	0	17		
11	Taylor Allen		0-0	0-0	0-0	0	0	0	0	0	0	0	0	0	6		
12	Taylor Thomas		0-3	0-1	0-0	0	0	0	0	0	0	2	0	0	10		
30	Audrey Spurgin		0-3	0-0	0-2	0	0	0	0	0	0	0	0	0	5		
31	Tia Johnson		0-0	0-0	0-0	0	0	0	0	0	0	1	0	1	3		
33	Deja Johnson		0-0	0-0	0-0	0	1	1	0	0	0	0	0	0	1		
40	Reese Schumann		1-4	0-0	0-0	2	3	5	0	2	1	2	0	3	16		
Team							2	1	3					3			
Totals			16-54	4-13	6-9	12	23	35	4	42	9	16	0	9	200		
1st - FG %:		5-20	25.0%	2nd: 5-15	33.3%	3rd: 2-9	22.2%	4th: 4-10	40.0%	Game: 16-54	29.6%	Deadball					
3FG %:		0-4	0.0%	2-5	40.0%	1-1	100.0%	1-3	33.3%	4-13	30.8%	Rebounds					
FT %:		0-0	0.0%	0-2	0.0%	3-4	75.0%	3-3	100.0%	6-9	66.7%	2					

Officials:

Technical fouls: Tex. A&M-Kingsville-None. Lubbock Christian-None.

Attendance: 314

2023-24 Women's Basketball. Round: 0. Lubbock Christian vs Tex. A&M-Kingsville

Score by periods	1st	2nd	3rd	4th	Total
Tex. A&M-Kingsville	0	13	11	4	28
Lubbock Christian	10	12	8	12	42

Last FG - TAMUK 4th-01:50, LCU 4th-00:50.

Largest lead - TAMUK None, LCU by 14 4th-00:50.

TAMUK led for 00:00, LCU led for 39:44. Game was tied for 00:16.

Score tied - 0 times.

Lead changed - 0 times.

Tex. A&M Int'l vs Lubbock Christian
12/10/23 1:00 pm at Lubbock, TX

Tex. A&M Int'l 65 • 9-1,2-1 Lone Sta

#	Player	Total			3-Ptr			Rebounds			PF	TP	A	TO	Blk	Stl	Min	
		FG-FGA	FG-FGA	FT-FTA	Off	Def	Tot	Off	Def	Tot								
44	Raiana Brown	f	5-11	0-0	3-4	5	2	7	5	13	0	4	0	2	28			
04	Marija Bakic	g	2-3	0-0	1-2	0	3	3	2	5	0	3	0	0	9			
02	Samiyah Worrell	*	0-6	0-5	0-0	0	4	4	3	0	1	1	0	0	27			
15	Malea Jackson	*	5-8	2-5	4-4	1	1	2	2	16	0	2	0	2	38			
30	Angelique Morgan	*	2-3	0-0	3-4	0	0	0	0	7	1	2	0	0	10			
01	Bridgette Tello		0-1	0-0	0-0	1	3	4	1	0	0	1	0	1	16			
03	Ngozi Obineke		4-8	2-2	2-2	5	8	13	4	12	3	5	0	1	34			
05	Telisha Brown		2-9	0-3	4-7	0	1	1	4	8	3	0	0	2	24			
12	Kayla Herrera		1-2	0-1	0-0	0	0	0	0	1	2	0	3	0	1	6		
14	Riley Long		1-3	0-1	0-2	1	2	3	0	2	0	0	0	0	6			
35	Madeline Fisher		0-2	0-1	0	0	0	0	0	0	0	0	0	0	0	20		
	Team					1	0	1										
	Totals		22-56	4-18	17-25	14	24	38	22	65	8	21	0	9	200			
1st	FG %: 2-11	18.2%	2nd: 7-16	43.8%	3rd: 8-16	50.0%	4th: 5-13	38.5%	Game: 22-56	39.3%	Dexball							
	3FG %: 0-5	0.0%	2-5	40.0%	1-5	33.3%	1-5	20.0%			Rebounds							
	FT %: 5-9	55.6%	0-0	0.0%	5-6	83.3%	7-10	70.0%			17-25	22.2%	6					
											4-18	68.0%						

LUBBOCK CHRISTIAN UNIVERSITY WOMEN'S BASKETBALL GAME NOTES

Lubbock Christian vs Midwestern St. 01/06/24 1:00 pm at Wichita Falls, TX

Lubbock Christian 68 • 10-3,5-1 Lone St

#	Player	Total		3-Ptr	FT-FTA	Rebounds			PF	TP	A TO Blk			Stl	Min
		FG-FGA	FG-FGA			Off	Def	Tot			A	TO	Blk		
00	Grace Foster	f	8-14	3-6	2-2	0	9	9	2	21	6	5	0	0	43
02	Martie McCoy	f	0-0	0-0	0-0	0	0	0	2	0	0	0	0	0	1
23	Maci Maddox	g	4-11	3-4	2-4	0	8	8	1	13	7	2	0	0	44
03	Audrey Robertson	g	8-16	1-4	1-2	4	3	7	1	18	3	3	0	0	36
15	Shaylee Stovall	g	1-4	1-2	0-0	0	4	4	1	3	1	0	1	1	31
01	Kennedy Chappell		1-2	1-1	0-0	0	4	4	1	3	1	2	0	0	14
11	Taylor Allen		0-1	0-0	0-0	0	0	0	0	0	0	1	0	0	3
12	Taylor Thomas		0-1	0-0	0-0	0	0	0	1	0	0	1	0	0	10
30	Audrey Spurgin		0-1	0-0	0-2	1	5	6	2	0	0	3	0	0	23
31	Tia Johnson		0-0	0-0	0-0	0	0	0	0	0	0	0	0	0	1
40	Reese Schumann		5-8	0-0	0-0	2	3	5	5	10	0	0	0	0	19
Team						1	2	3			1				
Totals			27-58	9-17	5-10	8	38	46	16	68	18	18	1	1	225
1st - FG %:		11-12	91.7%	2nd: 5-15	33.3%	3rd: 6-15	40.0%	4th: 2-11	18.2%	Game: 27-58	46.6%	Deadball			
3FG %:		5-6	83.3%	1-3	33.3%	1-4	25.0%	1-3	33.3%	9-17	52.9%	Rebounds			
FT %:		0-0	0.0%	0-2	0.0%	0-0	0.0%	1-4	75.0%	5-10	50.0%	2			

Midwestern St. 61 • 3-10,3-4 Lone St

#	Player	Total		3-Ptr	FT-FTA	Rebounds			PF	TP	A TO Blk			Stl	Min
		FG-FGA	FG-FGA			Off	Def	Tot			A	TO	Blk		
00	Zarria Carter	f	11-28	0-0	1-1	9	5	14	3	23	2	1	1	2	42
10	Makayla Coy	f	2-6	0-0	2-2	3	7	10	0	6	1	0	0	2	32
22	Kertisa Amos	f	10-24	0-0	4-5	2	8	10	3	24	3	3	0	3	40
01	Eternity Jackson	g	0-3	0-2	0-0	0	2	2	1	0	1	0	0	0	24
11	Catalina Cortez	g	1-9	1-7	0-0	1	0	1	3	3	1	1	0	0	42
05	Zionna Barbee		0-1	0-0	0-0	1	1	2	0	0	0	0	0	0	10
12	Markayla Johnson		0-0	0-0	0-0	0	0	0	0	0	0	0	0	0	1
13	Kyla Speights		0-0	0-0	0-2	0	0	0	0	0	0	0	0	0	3
23	Nikki Green		1-8	1-6	2-2	0	1	1	2	5	3	0	2	0	28
25	Keara Felix		0-3	0-0	0-0	1	1	2	1	0	1	0	0	0	3
Team						3	1	4			1				
Totals			25-82	2-15	9-12	20	26	46	13	61	12	6	3	7	225
1st - FG %:		6-17	35.3%	2nd: 5-16	31.3%	3rd: 5-20	25.0%	4th: 8-20	40.0%	Game: 25-82	30.5%	Deadball			
3FG %:		0-2	0.0%	0-2	0.0%	1-5	20.0%	1-3	33.3%	2-15	13.3%	Rebounds			
FT %:		0-0	0.0%	5-6	83.3%	2-2	100.0%	2-2	100.0%	9-12	75.0%	2			

Officials: Paige Parliament,Tommy Prociase,Chet Martin

Technical fouls: Lubbock Christian-None, Midwestern St.-None.

Attendance: 562

2023-24 Women's Basketball. Round: 0. Lubbock Christian vs Midwestern St.. Pla

Score by periods	1st	2nd	3rd	4th	OT	Total
Lubbock Christian	27	11	13	8	9	68
Midwestern St.	12	15	13	19	2	61

Last FG - LCU OT-01:09, MSU OT-03:14.

Largest lead - LCU by 15 1st-01:13, MSU by 2 1st-08:30.

LCU led for 37:51, MSU led for 01:32. Game was tied for 05:37.

Score tied - 5 times.
Lead changed - 6 times.

Tex. Permian Basin vs Lubbock Christian 01/11/24 5:30 pm at Lubbock, TX

Tex. Permian Basin 67 • 10-3,5-2 Lone St

#	Player	Total		3-Ptr	FT-FTA	Rebounds			PF	TP	A TO Blk			Stl	Min
		FG-FGA	FG-FGA			Off	Def	Tot			A	TO	Blk		
11	Morgan Helgesen	f	6-18	2-5	0-1	4	3	7	5	14	3	1	0	0	39
23	Alexus Quaddman	f	7-7	0-0	4-4	3	9	12	1	18	0	2	1	2	34
01	Andrea Mancha	g	3-13	2-11	1-2	1	2	3	1	9	2	3	0	1	42
10	Avalon Munoz	g	0-1	0-0	0-0	2	4	6	2	0	5	3	0	1	28
00	Kamryn Lemon	*	10-16	1-4	0-0	0	4	4	3	21	3	7	0	0	42
02	Tamia Flores		0-1	0-1	0-0	0	0	0	0	0	0	1	0	0	1
12	Makayla Bingley		1-3	1-2	0-0	0	0	0	5	3	1	1	0	0	13
13	Diavian Spencer		0-0	0-0	0-0	0	0	0	1	0	0	0	0	0	3
15	Holly Hemmeline		0-3	0-2	2-2	2	1	3	0	2	1	0	0	0	11
22	Khiara Flugence		0-2	0-0	0-0	2	2	4	2	0	1	0	0	0	12
Team						1	0	1							
Totals			27-64	6-25	7-9	15	25	40	20	67	16	18	1	4	225
1st - FG %:		7-18	38.9%	2nd: 3-9	33.3%	3rd: 6-18	46.2%	4th: 8-16	50.0%	Game: 27-64	42.2%	Deadball			
3FG %:		2-7	28.6%	0-3	0.0%	2-7	28.6%	2-5	40.0%	6-25	24.0%	Rebounds			
FT %:		2-2	100.0%	5-6	83.3%	0-0	0.0%	0-0	0.0%	7-9	77.8%	0			

Lubbock Christian 74 • 11-3,6-1 Lone St

#	Player	Total		3-Ptr	FT-FTA	Rebounds			PF	TP	A TO Blk			Stl	Min
		FG-FGA	FG-FGA			Off	Def	Tot			A	TO	Blk		
00	Grace Foster	f	12-16	4-5	8-9	1	4	5	3	36	3	2	0	4	43
40	Reese Schumann	c	0-2	0-0	2-2	2	3	5	4	2	0	3	1	0	32
02	Maci Maddox	g	4-6	1-1	1-2	0	2	2	1	10	12	0	0	1	42
03	Audrey Robertson	g	5-9	2-3	1-2	0	5	5	4	13	1	3	0	1	30
15	Shaylee Stovall	g	1-11	0-6	2-2	0	2	2	0	4	0	2	0	1	35
01	Kennedy Chappell		2-5	1-3	0-0	1	5	6	2	5	0	0	0	1	21
11	Taylor Allen		0-1	0-1	0-0	0	0	0	2	0	0	1	0	0	2
30	Audrey Spurgin		1-1	0-0	0-0	0	0	0	2	2	0	2	0	0	13
33	Deja Johnson		1-2	0-1	0-0	0	0	0	1	2	0	0	0	1	7
Team						0	3	3							
Totals			26-53	8-20	14-17	4	24	28	19	74	16	13	1	9	225
1st - FG %:		7-12	58.3%	2nd: 4-13	30.8%	3rd: 7-11	63.6%	4th: 6-11	54.5%	Game: 26-53	49.1%	Deadball			
3FG %:		1-4	25.0%	1-5	20.0%	0-1	0.0%	5-8	62.5%	8-20	40.0%	Rebounds			
FT %:		2-2	100.0%	0-0	0.0%	2-2	100.0%	1-2	50.0%	14-17	82.4%	1			

Officials:

Technical fouls: Tex. Permian Basin-None, Lubbock Christian-None.

Attendance: 256

2023-24 Women's Basketball. Round: 0. Lubbock Christian vs Tex. Permian Basin.

Score by periods	1st	2nd	3rd	4th	OT	Total
Tex. Permian Basin	18	11	14	18	6	67
Lubbock Christian	18	9	16	18	13	74

Last FG - UTPB OT-01:25, LCU OT-02:13.

Largest lead - UTPB by 3 2nd-05:14, LCU by 7 OT-00:22.

UTPB led for 10:42, LCU led for 20:44. Game was tied for 13:04.

Score tied - 18 times.
Lead changed - 15 times.

Angelo St. vs Lubbock Christian 01/13/24 1:00 pm at Lubbock, TX

Angelo St. 54 • 12-5,6-2 Lone St

#	Player		Total		3-Ptr	Rebounds				PF	TP	A TO Blk			Stl	Min
			FG-FGA	FG-FGA		FT-FTA	Off	Def	Tot			A	TO	Blk		
12	Madeline Stephens	f	8-15		0-1	0-0	2	7	9	5	16	3	2	2	1	33
32	Tayjanna McGhee-Plea	f	4-8		2-3	0-0	3	11	14	3	10	0	3	0	0	34
00	Landry Morrow	g	0-4		0-2	0-0	0	2	2	3	0	2	0	0	0	20
01	Madisen Honea	g	0-1		0-1	1-2	0	2	2	0	1	1	2	0	1	19
10	Sawyer Lloyd	g	4-17		0-4	1-2	1	3	4	3	9	3	2	0	2	36
03	Briley Meket		2-8		1-5	0-0	1	1	2	1	5	2	0	0	1	19
11	Madi Lumsden		0-5		0-3	2-2	0	0	0	1	2	1	1	0	0	20
13	Keniah Williams		4-7		0-0	1-1	3	1	4	1	9	1	0	1	0	13
24	Alexandra Bednarczyk		0-1		0-0	0-0	0	0	0	2	0	0	0	0	0	3
30	Aicha Ndir		1-2		0-0	0-0	1	1	2	0	2	0	1	0	0	3
Team							1	0	1							
Totals							12	28	40	19	54	13	11	3	5	200
1st - 3FG %		0-7 17.6%		2nd: 5-20 25.0%		3rd: 0-18 5.0%		4th: 6-13 46.2%		Game: 23-68 33.8%		Deadball Rebounds				
3FG %		1-6 0.0%		1-5 20.0%		2-4 50.0%		0-4 0.0%		3-19 15.8%						

LUBBOCK CHRISTIAN UNIVERSITY WOMEN'S BASKETBALL GAME NOTES

Lubbock Christian vs Western N.M. 01/20/24 12:00 pm at Silver City, NM

Lubbock Christian 63 • 14-3,9-1 Lone St

#	Player	Total		3-Ptr		Rebounds			PF	TP	A TO Blk			Stl	Min
		FG-FGA	FG-FGA	FT-FTA	Off Def Tot	PF	TP	A TO Blk							
00	Grace Foster	f	7-16	4-9	4-4	0	9	9	0	22	3	3	2	2	34
40	Reese Schumann	c	1-2	0-0	0-0	0	5	5	3	2	0	2	4	1	24
02	Maci Maddox	g	6-6	1-1	0-0	1	2	3	0	13	8	0	0	0	35
03	Audrey Robertson	g	3-7	2-2	0-0	1	2	3	2	8	4	3	1	1	33
15	Shaylee Stovall	g	2-4	0-1	0-0	0	0	0	0	4	3	0	0	0	25
01	Kennedy Chappell		2-3	2-3	0-0	0	3	3	1	6	0	1	0	0	18
04	Kimber Mathews		0-0	0-0	0-0	0	0	0	0	0	0	0	0	0	2
11	Taylor Allen		0-0	0-0	0-0	0	0	0	0	0	0	0	0	0	3
12	Taylor Thomas		0-0	0-0	0-0	0	0	0	0	0	0	1	0	0	4
30	Audrey Spurgin		2-5	0-0	0-0	0	2	2	2	4	0	1	0	2	14
31	Tia Johnson		0-1	0-0	2-2	0	0	0	0	2	0	0	0	0	2
33	Deja Johnson		1-1	0-0	0-0	0	1	1	1	2	0	2	0	0	6
Team						0	0	0							
Totals			24-45	9-16	6-6	2	24	26	9	63	18	13	7	9	200
1st - FG %:		7-13	53.8%	2nd: 5-11	45.5%	3rd: 10-14	71.4%	4th: 2-7	28.6%	Game: 24-45	53.3%	Deadball			
3FG %:		5-8	62.5%	1-2	50.0%	3-5	60.0%	0-1	0.0%	9-16	56.3%	Rebounds			
FT %:		0-0	0.0%	0-0	0.0%	2-2	100.0%	4-4	100.0%	6-6	100.0%	Rebounds			

Western N.M. 40 • 7-10,2-8 Lone St

#	Player	Total		3-Ptr		Rebounds			PF	TP	A TO Blk			Stl	Min
		FG-FGA	FG-FGA	FT-FTA	Off Def Tot	PF	TP	A TO Blk							
23	Silvia Blanco	f	0-2	0-1	0-0	0	2	2	0	5	0	1	0	0	16
32	Larissa Laborin	f	2-10	1-3	0-0	3	1	4	1	0	1	0	0	0	21
21	Eliza Joyones	c	2-6	0-0	0-0	1	2	3	0	4	0	1	0	1	17
01	Brooke Rodgers	g	1-7	0-0	1-1	1	2	3	1	3	0	1	1	1	20
12	Sydney Wright	g	3-8	2-4	0-0	1	2	3	0	8	1	3	0	0	27
00	Milan Tuttle		2-5	2-2	3-4	1	2	3	0	9	2	0	0	1	21
02	Delaney Cook		0-2	0-1	0-0	0	1	1	0	0	0	3	0	0	17
04	Kiana Ortiz		0-0	0-0	0-0	0	2	2	0	0	0	1	0	1	8
05	Alina Simon		0-2	0-1	0-0	0	0	0	0	0	0	1	0	0	7
10	Joslyn Montez		0-2	0-2	0-0	0	0	0	0	0	0	0	0	1	4
13	Jade Goynes		1-3	0-0	0-0	1	0	1	0	2	1	0	0	0	10
25	Nxerro Maluw		0-3	0-2	0-0	0	1	1	2	0	0	0	0	0	13
33	Diamond Moore		4-9	0-0	1-2	2	1	3	2	9	1	0	0	0	18
34	Love Troupe		0-0	0-0	0-0	1	0	1	0	0	0	1	0	0	1
Team						0	0	0							
Totals			15-59	5-16	5-7	11	16	27	6	40	6	13	1	5	200
1st - FG %:		3-16	18.8%	2nd: 8-18	44.4%	3rd: 2-14	14.3%	4th: 2-11	18.2%	Game: 15-59	25.4%	Deadball			
3FG %:		2-6	33.3%	3-5	60.0%	0-2	0.0%	0-3	0.0%	5-16	31.3%	Rebounds			
FT %:		0-0	0.0%	0-0	0.0%	4-5	80.0%	1-2	50.0%	5-7	71.4%	Rebounds			

Officials: Rusty Taylor,Carmela Garcia,Patrick Miller
Technical fouls: Lubbock Christian-None. Western N.M.-None.

Attendance: 69

2023-24 Women's Basketball. Round: 0. Lubbock Christian vs Western N.M.. Playe

Score by periods	1st	2nd	3rd	4th	Total
Lubbock Christian	19	11	25	8	63
Western N.M.	8	19	8	5	40

Last FG - LCU 4th-03:15, WNMU 4th-07:12.
Largest lead - LCU by 23 4th-01:25, WNMU None.
LCU led for 38:23. WNMU led for 00:00. Game was tied for 01:37.

Score tied - 1 time.
Lead changed - 0 times.

Texas Woman's vs Lubbock Christian 01/27/24 1:00 pm at Lubbock, TX

Texas Woman's 76 • 18-3,12-1 Lone S

#	Player	Total		3-Ptr		Rebounds			PF	TP	A TO Blk			Stl	Min
		FG-FGA	FG-FGA	FT-FTA	Off Def Tot	PF	TP	A TO Blk							
25	Scout Huffman	f	6-9	0-0	0-0	3	2	5	4	12	0	2	0	0	31
30	Ashley Ingram	f	7-11	0-1	4-5	1	8	9	3	18	3	2	1	2	33
02	Caroline Glud Rasmus	g	1-3	0-1	0-0	0	3	3	0	2	0	2	0	0	22
23	Jada Celsur	g	3-10	2-4	1-2	1	3	4	3	9	2	3	0	1	35
24	Leila Patel	g	6-9	1-1	0-0	1	4	5	3	13	1	2	0	0	30
21	Averee Kleinahns		5-8	2-4	8-9	0	4	4	4	20	1	3	0	2	28
22	Ariyanna Hines		0-1	0-1	2-4	0	0	0	0	2	3	0	0	0	21
Team						1	0	1							
Totals			28-51	5-12	15-20	7	24	31	17	76	10	14	1	5	200
1st - FG %:		9-13	69.2%	2nd: 6-13	46.2%	3rd: 7-14	50.0%	4th: 6-11	54.5%	Game: 28-51	54.9%	Deadball			
3FG %:		3-5	60.0%	0-0	0.0%	1-3	33.3%	1-4	25.0%	5-12	41.7%	Rebounds			
FT %:		4-6	66.7%	4-5	80.0%	2-3	66.7%	5-6	83.3%	15-20	75.0%	Rebounds			

Lubbock Christian 64 • 14-5,9-3 Lone St

#	Player	Total		3-Ptr		Rebounds			PF	TP	A TO Blk			Stl	Min
		FG-FGA	FG-FGA	FT-FTA	Off Def Tot	PF	TP	A TO Blk							
00	Grace Foster	f	2-3	1-2	0-0	0	4	4	2	5	0	0	1	1	16
40	Reese Schumann	c	1-4	0-0	2-2	1	2	3	4	4	0	4	0	0	16
02	Maci Maddox	g	4-11	1-3	3-4	0	1	1	0	12	5	1	0	0	36
03	Audrey Robertson	g	5-14	2-5	1-2	2	5	7	2	13	2	0	1	1	39
15	Shaylee Stovall	g	3-8	2-5	2-2	1	0	1	2	10	2	2	0	1	30
01	Kennedy Chappell		2-3	1-1	3-4	1	5	6	4	8	1	1	0	5	33
12	Taylor Thomas		1-2	0-1	1-2	0	0	0	2	3	0	1	0	0	11
30	Audrey Spurgin		2-4	0-0	5-8	2	3	5	4	9	1	2	1	0	17
33	Deja Johnson		0-0	0-0	0-0	0	0	0	0	0	0	0	0	0	2
Team						1	0	1							
Totals			20-49	7-17	17-24	8	20	28	20	64	11	12	3	8	200
1st - FG %:		4-11	36.4%	2nd: 7-15	46.7%	3rd: 5-8	62.5%	4th: 4-15	26.7%	Game: 20-49	40.8%	Deadball			
3FG %:		3-6	50.0%	2-4	50.0%	1-3	33.3%	1-5	20.0%	7-17	41.2%	Rebounds			
FT %:		3-4	75.0%	7-8	87.5%	5-8	62.5%	2-4	50.0%	17-24	70.8%	Rebounds			

Officials:
Technical fouls: Texas Woman's-None. Lubbock Christian-None.

Attendance: 487

2023-24 Women's Basketball. Round: 0. Lubbock Christian vs Texas Woman's. Play

Score by periods	1st	2nd	3rd	4th	Total
Texas Woman's	25	16	17	18	76
Lubbock Christian	14	23	16	11	64

Last FG - TWU 4th-00:48, LCU 4th-03:57.
Largest lead - TWU by 14 2nd-07:12, LCU None.
TWU led for 37:50. LCU led for 00:00. Game was tied for 02:10.

Score tied - 3 times.
Lead changed - 0 times.

UT Tyler vs Lubbock Christian 01/25/24 5:30 pm at Lubbock, TX

UT Tyler 57 • 18-3,12-0 Lone S

#	Player		Total		3-Ptr		Rebounds			PF	TP	A TO Blk Stl			Min
			FG-FGA	FG-FGA	FT-FTA	Off	Def	Tot							
25	Ella Bradley	f	3-5	0-1	2-2	4	4	8	4	8	1	2	0	0	34
34	Brooklyn Palmer	f	1-6	0-2	0-0	1	2	3	3	2	2	2	0	0	18
05	Meagan Mendazona	g	1-4	1-2	0-0	0	4	4	1	3	0	5	0	1	34
10	Martina Machalova	g	4-14	2-9	0-1	0	2	2	2	10	1	0	0	0	33
22	Montse Gutierrez	g	2-5	1-3	7-9	1	5	6	0	12	1	4	0	1	32
01	Destini Whitehead		5-7	2-3	1-1	2	1	3	3	13	1	2	0	1	25
03	Frances King		2-2	0-0	1-2	0	0	0	3	5	1	0	0	0	6
04	Enisa Kamerolli		0-0	0-0	0-0	0	0	0	0	0	0	0	0	0	1
12	Mariah Neal		0-1	0-0	0-0	1	0	1	1	0	0	1	0	0	6
21	Gabby Elliott		1-4	0-0	2-2	1	4	5	3	4	0	1	1	0	11
	Team					0	2	2							
Totals			19-48	6-20	13-17	10	24	34	20	57	7	17	1	3	200
1st - FG %:			3-11	27.3%	2nd: 7-10	70.0%	3rd: 4-12	33.3%	4th: 5-15	33.3%	Game: 19-48		39.6%	Deadball	
3rd - FG %:			0-6	0.0%	3-4	75.0%	4-6	66.7%	2-6	33.3%	6-20		30.0%	Rebounds	
FT %:			2-3	66.7%	5-6	83.3%	5-6	83.3%	1-2	50.0%	13-17		76.5%	1	

LUBBOCK CHRISTIAN UNIVERSITY WOMEN'S BASKETBALL GAME NOTES

Cameron vs Lubbock Christian
02/03/24 1:00 pm at Lubbock, TX

Cameron 50 • 7-14,5-10 Lone S

#	Player	Total		3-Ptr		Rebounds			PF	TP	A	TO	Blk	Stl	Min
		FG-FGA	FG-FGA	FT-FTA	FT-FTA	Off	Def	Tot							
22	Shamica Smith	f	11-19	0-0	3-3	3	7	10	3	25	2	3	0	0	38
10	Katie King	g	3-13	1-5	2-2	1	5	6	1	9	4	4	0	2	40
11	Kailyn Lay	g	1-3	0-1	0-0	0	2	2	4	2	2	0	0	0	39
14	Courtnee Cash	g	2-6	0-2	0-0	1	1	2	4	4	2	0	0	3	38
23	Korie Allensworth	g	4-10	0-2	0-0	0	4	4	4	8	6	2	0	1	38
02	Emma Nunley	g	1-3	0-1	0-0	0	1	1	0	2	1	1	0	0	4
04	Natalie Keane	g	0-0	0-0	0-0	0	1	1	0	0	0	0	0	0	1
13	Tiffany Liddie	g	0-0	0-0	0-0	0	0	0	0	0	0	0	0	0	2
Team						1	5	6			1				
Totals			22-54	1-11	5-5	6	26	32	16	50	17	13	0	6	200
1st - FG %:		4-12	33.3%	2nd: 7-14	50.0%	3rd: 5-14	35.7%	4th: 6-14	42.9%	Game: 22-54	40.7%	Deadball			
3FG %:		1-5	20.0%	0-1	0.0%	0-4	0.0%	0-1	0.0%	1-11	9.1%	Rebounds			
FT %:		2-2	100.0%	1-1	100.0%	2-2	100.0%	0-0	0.0%	5-5	100.0%				

Lubbock Christian 56 • 16-5,11-3 Lone S

#	Player	Total		3-Ptr		Rebounds			PF	TP	A	TO	Blk	Stl	Min
		FG-FGA	FG-FGA	FT-FTA	FT-FTA	Off	Def	Tot							
30	Audrey Spurgin	c	0-3	0-0	0-0	0	0	0	0	0	0	1	0	1	9
01	Kennedy Chappell	g	4-10	0-3	4-4	2	7	9	2	12	1	0	1	2	34
02	Maci Maddox	g	4-10	0-0	0-0	0	3	3	2	8	1	3	0	1	38
03	Audrey Robertson	g	5-11	0-3	10-11	1	1	2	3	20	1	6	0	1	39
15	Shaylee Stovall	g	1-7	1-1	3-4	1	1	2	2	6	0	1	0	2	30
12	Taylor Thomas	g	0-4	0-0	2-2	0	1	1	0	2	0	0	0	1	14
33	Deja Johnson	g	0-0	0-0	0-0	0	0	0	0	0	0	0	0	0	1
40	Reese Schumann	g	3-9	0-0	2-2	7	11	18	3	8	2	0	2	0	35
Team						1	2	3			1				
Totals			17-54	1-7	21-23	12	26	38	12	56	5	12	3	8	200
1st - FG %:		3-16	18.8%	2nd: 4-9	44.4%	3rd: 4-13	30.8%	4th: 6-16	37.5%	Game: 17-54	31.5%	Deadball			
3FG %:		0-3	0.0%	0-1	0.0%	0-1	0.0%	1-2	50.0%	1-7	14.3%	Rebounds			
FT %:		2-2	100.0%	5-6	83.3%	9-10	90.0%	5-5	100.0%	21-23	91.3%				

Officials:

Technical fouls: Cameron-Korie Allensworth. Lubbock Christian-None.

Attendance: 363

2023-24 Women's Basketball. Round: 0. Cameron vs Lubbock Christian. Played at

Score by periods	1st	2nd	3rd	4th	Total
Cameron	11	15	12	12	50
Lubbock Christian	8	13	17	18	56

Points	In	Off	2nd	Fast	Bench
CU	24	13	8	4	2
LCU	28	12	8	4	10

Last FG - CU 4th-00:41, LCU 4th-01:08.

Largest lead - CU by 9 3rd-08:36, LCU by 7 4th-04:58.

CU led for 20:08. LCU led for 12:34. Game was tied for 07:18.

Score tied - 7 times.

Lead changed - 6 times.

Lubbock Christian vs Tex. Permian Basin
02/10/24 1:00 pm at Odessa, TX

Lubbock Christian 52 • 16-7,11-5 Lone S

#	Player	Total		3-Ptr		Rebounds			PF	TP	A	TO	Blk	Stl	Min
		FG-FGA	FG-FGA	FT-FTA	FT-FTA	Off	Def	Tot							
00	Grace Foster	f	0-2	0-2	0-0	0	2	2	4	0	0	2	1	0	26
01	Kennedy Chappell	g	1-9	0-6	4-4	1	3	4	5	6	3	3	0	2	33
02	Maci Maddox	g	4-11	1-4	2-2	0	2	2	1	11	1	5	0	3	40
03	Audrey Robertson	g	5-13	3-10	7-8	0	3	3	4	20	4	4	0	1	40
15	Shaylee Stovall	g	1-4	0-2	4-5	0	3	3	4	6	1	1	0	2	30
12	Taylor Thomas	g	0-2	0-1	0-0	0	0	0	1	0	0	0	0	0	2
30	Audrey Spurgin	g	0-0	0-0	0-0	0	1	1	0	0	0	0	0	0	4
40	Reese Schumann	g	4-7	0-0	1-2	4	2	6	4	9	0	1	0	0	25
Team						2	0	2							
Totals			15-48	4-25	18-21	7	16	23	23	52	9	16	1	8	200
1st - FG %:		7-13	53.8%	2nd: 3-9	33.3%	3rd: 4-14	28.6%	4th: 1-12	8.3%	Game: 15-48	31.3%	Deadball			
3FG %:		2-6	33.3%	1-6	16.7%	1-6	16.7%	0-7	0.0%	4-25	16.0%	Rebounds			
FT %:		2-2	100.0%	5-6	83.3%	0-0	0.0%	11-13	84.6%	18-21	85.7%				

Tex. Permian Basin 57 • 19-3,14-2 Lone S

#	Player	Total		3-Ptr		Rebounds			PF	TP	A	TO	Blk	Stl	Min
		FG-FGA	FG-FGA	FT-FTA	FT-FTA	Off	Def	Tot							
11	Morgan Helgesen	f	4-10	2-7	0-0	1	3	4	0	10	1	2	0	0	35
12	Makayla Bingley	f	2-5	0-3	1-2	0	2	2	2	5	2	4	0	1	36
23	Alexus Quaadman	f	3-5	0-0	1-2	3	9	12	3	7	0	3	2	1	29
01	Andreea Mancha	g	4-11	3-8	7-8	1	3	4	1	18	0	4	0	1	32
04	Avalon Munoz	g	2-4	0-0	6-6	0	2	2	3	10	2	2	0	1	28
00	Kamryn Lemon	g	2-6	0-0	0-0	2	0	2	3	4	3	3	0	1	18
02	Tamia Flores	g	0-0	0-0	0-2	0	2	2	1	0	0	0	0	0	7
13	Diavian Spencer	g	0-0	0-0	0-0	0	0	0	1	0	0	0	0	0	1
15	Holly Hemmeline	g	0-1	0-1	1-2	0	1	1	1	1	1	0	0	0	4
22	Khiara Flugence	g	1-2	0-0	0-2	2	0	2	3	2	0	0	1	0	10
Team						1	1	2							
Totals			18-44	5-19	16-24	10	23	33	18	57	9	18	3	5	200
1st - FG %:		7-12	58.3%	2nd: 5-14	35.7%	3rd: 4-9	44.4%	4th: 2-9	22.2%	Game: 18-44	40.9%	Deadball			
3FG %:		3-7	42.9%	0-4	0.0%	1-4	25.0%	1-4	25.0%	5-19	26.3%	Rebounds			
FT %:		0-0	0.0%	2-4	50.0%	9-10	90.0%	5-10	50.0%	16-24	66.7%				

Officials:

Technical fouls: Lubbock Christian-None. Tex. Permian Basin-None.

Attendance:

2023-24 Women's Basketball. Round: 0. Lubbock Christian vs Tex. Permian Basin.

Score by periods	1st	2nd	3rd	4th	Total
Lubbock Christian	18	12	9	13	52
Tex. Permian Basin	17	12	18	10	57

Points	In	Off	2nd	Fast	Bench
LCU	18	18	7	2	9
UTPB	22	19	3	3	7

Last FG - LCU 4th-02:31, UTPB 4th-08:34.

Largest lead - LCU by 3 1st-01:55, UTPB by 13 4th-08:34.

LCU led for 06:45. UTPB led for 30:52. Game was tied for 02:23.

Score tied - 5 times.

Lead changed - 10 times.

Lubbock Christian vs Angelo St.
02/08/24 5:30 pm at San Angelo, TX

Lubbock Christian 42 • 16-6,11-4 Lone S

#	Player		Total		3-Ptr		Rebounds			PF	TP	A	TO	Blk	Stl	Min
			FG-FGA	FG-FGA	FT-FTA	Off	Def	Tot								
00	Grace Foster	f	2-4	0-0	0-0	0	1	1	0	4	1	3	0	0	22	
01	Kennedy Chappell	g	2-3	0-1	1-1	1	6	7	1	5	0	3	0	3	30	
02	Maci Maddox	g	3-11	1-2	0-0	0	4	4	0	7	2	3	0	2	33	
03	Audrey Robertson	g	5-15	1-3	2-2	0	4	4	1	13	1	0	0	0	37	
15	Shaylee Stovall	g	0-7	0-3	0-0	0	0	0	1	0	1	0	0	1	22	
11	Taylor Allen		0-2	0-0	0-0	2	0	2	0	0	0	1	0	1	4	
12	Taylor Thomas		1-5	0-1	1-1	0	2	2	0	3	1	0	0	0	19	
30	Audrey Spurgin		0-2	0-0	0-0	0	0	0	0	0	0	0	0	0	1	
31	Tia Johnson		0-1	0-0	0-0	0	0	0	1	0	0	0	0	0	3	
33	Deja Johnson		0-1	0-0	2-2	0	0	0	0	2	0	0	0	0	3	
40	Reese Schumann		3-10	0-0	2-2	4	2	6	3	8	0	1	2	0	21	
Team						5	4	9			1					
Totals			16-61	2-10	8-8	12	23	35	7	42	6	13	2	8	200	

OPPONENT BREAKDOWN

Western New Mexico (8-15, 3-13)



Location: Silver City, N.M.

Enrollment: 2,896

Head Coach: Josh Pace

Assistant Coaches: Richie Willis, Tyra

Brown

ALL-TIME MEETINGS (LCU leads 17-10)

Date	Winner	Score
11/28/80	WNMU (N1)	61-55
12/6/86	WNMU (N2)	67-65
11/19/88	WNMU (N3)	59-42
11/18/89	WNMU (N3)	93-72
11/17/90	WNMU (N3)	83-69
1/29/91	LCU (A)	74-73
11/16/91	LCU (N3)	83-81
1/13/92	WNMU (H)	59-57
1/28/92	LCU (H)	87-64
1/30/93	WNMU (H)	98-63
2/20/93	WNMU (A)	87-86
1/22/94	WNMU (H)	88-72
2/26/94	WNMU (A)	87-69
11/20/00	LCU (H)	102-70
11/23/02	LCU (A)	62-49
11/27/06	LCU (H)	72-45
11/20/07	LCU (A)	85-55
12/17/17	LCU (H)	85-44
2/2/20	LCU (H)	64-40
2/11/20	LCU (A)	68-37
2/11/21	LCU (H)	80-23
2/12/21	LCU (H)	75-39
12/11/21	LCU (A)	67-39
2/24/22	LCU (H)	76-49
1/14/23	LCU (H)	67-50
2/9/23	LCU (A)	54-40
1/20/24	LCU (A)	63-40

H - Home Team Won

A - Away Team Won

N1 - Neutral Site (Las Vegas, N.M.)

N2 - Neutral Site (Portales, N.M.)

N3 - Neutral Site (Alpine, Texas)

ROSTER

#	Name	Pos.	Year	Ht.	Hometown / High School	Previous School
0	Milan Tuttle	Guard	Jr.	5-7	Oakland, California / Heritage	Academic of Art
1	Brooke Rodgers	Guard	Jr.	5-8	Phoenix, Arizona / Cactus Shadows	Academic of Art
2	Delaney Cook	Guard	So.	5-9	Peoria, IL / Peoria Notre Dame	
4	Kiana Ortiz	Guard	Jr.	5-6	Tucson, AZ / Palo Verde	Culver-Stockton
5	Alina Simon	Guard	Sr.	5-8	Killeen, TX / Ellison	
10	Joslyn Montez	Guard	Fr.	5-6	Las Cruces, NM / Centennial	
12	Sydney Wright	Guard	Sr.	5-5	Houston, Texas / Henley	
13	Jade Goynes	Forward	Jr.	5-10	Fort Worth, TX / North Crowley	East Texas Baptist
21	Eliza Joynes	Center	Jr.	6-3	Adelaide, South Australia / Henley Sports Acad.	Loyola Marymount
23	Silvia Blanco	Guard/Forward	Jr.	6-0	Madrid, Spain / IES Gerardo Diego	Texas A&M Int'l
25	Nxerro Maluw	Forward	Jr.	6-0	Grand Prairie, TX / South Grand Prairie	Ouachita Baptist
32	Larissa Laborin	Forward	Rf.	5-9	Las Cruces, New Mexico / Centennial	
33	Diamond Moore	Foward	Sr.	5-9	Colorado Springs, CO / Harrison	N. Platte CC
34	Love Troupe	Center	Jr.	5-10	St. Louis, MO / Marquette	Mesa CC

TEAM STATISTICS

Game Records					Score by Periods						
Record	Overall	Home	Away	Neutral	Team	1st	2nd	3rd	4th	OT	TOT
ALL GAMES	8-15	4-6	2-9	2-0	Western N.M.	309	320	365	336	0	1330
CONFERENCE	3-13	2-6	1-7	0-0	Opponents	380	345	377	399	0	1501
NON-CONFERENCE	5-2	2-0	1-2	2-0							

Team Box Score																						
No.	Player				Total		3-Point		F-Throw		Rebounds											
		GP-GS	MIN	AVG	FG-FGA	FG%	3FG-3FGA	3FG%	FT-FTA	FT%	OFF	DEF	TOT	AVG	PF	DQ	A	BLK	STL	PTS	AVG	
12	WRIGHT, Sydney	23-23	69:51	30.2	88-162	.449	37-119	.311	45-55	.818	7	49	56	2.4	34	0	61	55	2	18	258	11.2
13	GOYNES, Jade	23-20	38:31	16.7	68-121	.342	5-32	.156	32-51	.627	21	49	70	3.0	32	0	18	53	2	18	173	7.5
1	RODGERS, Brooke	23-16	57:08	08.5	52-149	.349	9-27	.333	35-60	.583	24	75	99	4.3	46	0	37	51	20	32	148	6.4
33	MOORE, Diamond	22-14	40:39	18.1	59-138	.428	0-0	.000	23-38	.605	46	98	144	6.5	61	2	11	45	5	8	141	6.4
21	JOYNES, Eliza	23-7	40:22	17.6	66-141	.468	1-5	.200	11-16	.688	32	86	118	5.1	29	1	10	13	26	10	144	6.3
32	LABORIN, Larissa	23-12	48:07	21.9	46-131	.351	14-44	.318	24-29	.828	22	47	69	3.1	37	1	17	34	5	6	130	5.5
0	TUTTLE, Milan	22-8	49:52	22.5	33-114	.298	16-58	.276	16-25	.640	21	36	57	2.6	35	0	46	37	1	19	98	4.5
5	SIMON, Alana	15-5	21:03	14.0	28-64	.438	4-9	.444	4-10	.400	15	22	37	2.5	15	0	8	19	8	17	64	4.3
23	BLANCO, Silvia	22-14	30:36	14.1	23-79	.291	17-58	.293	2-4	.500	3	18	21	1.0	24	0	14	22	2	4	65	3.0
2	COOK, Delaney	22-1	32:26	14.8	20-55	.364	7-26	.269	12-16	.750	9	13	22	1.0	36	0	18	28	0	13	59	2.7
25	MALUW, Nxerro	16-2	16:42	10.4	11-33	.333	1-9	.111	2-6	.333	8	17	25	1.6	29	0	5	8	4	6	25	1.6
4	ORTIZ, Kiana	13-1	96:41	7.4	6-14	.429	3-7	.429	5-8	.625	2	10	12	0.9	7	0	4	5	1	2	20	1.5
10	MONTEZ, Joslyn	13-0	25:10	1.9	1-7	.143	1-7	.143	0-0	.000	3	0	0	0.0	3	0	1	0	0	3	3	0.2
34	TROUPE, Love	9-0	19:34	2.2	1-1	1.000	0-0	.000	0-0	.000	3	2	5	0.6	3	0	1	2	1	2	2	0.2
Team											19	23	42				17					
Total		23	4600		502-1339	.375	115-401	.287	211-318	.664	233	545	777	33.8	391	3	251	389	77	158	1330	57.5
Opponents		23	4600		531-1346	.395	107-348	.307	332-433	.767	233	551	784	34.1	327	6	296	323	64	220	1501	65.3

2023-2024 RESULTS

Date	Opponent		Score
11/10/2023	vs N.M. Highlands	W	45-42
11/11/2023	vs Fort Lewis	W	69-60
11/15/2023	at Sul Ross St.	W	69-65
11/18/2023	Arizona Christian	W	92-65
11/30/2023	St. Mary's (TX)	W	62-59
12/02/2023	St. Edward's	W	54-51
12/07/2023	at Texas Woman's	L	36-58
12/09/2023	at UT Tyler	L	49-69
12/12/2023	at New Mexico St.	L	54-89
12/17/2023	at New Mexico	L	47-71
12/28/2023	Northern N.M.	W	80-72
01/04/2024	at Angelo St.	L	68-81
01/06/2024	at Tex. Permian Basin	L	55-72
01/11/2024	Midwestern St.	L	61-73
01/13/2024	Cameron	L	42-51
01/18/2024	West Tex. A&M	L	62-69
01/20/2024	Lubbock Christian	L	40-63
01/25/2024	at Tex. A&M-Kingsville	W	57-55
01/27/2024	at Tex. A&M Int'l	L	66-83
02/01/2024	Tex. Permian Basin	L	56-58
02/03/2024	Angelo St.	L	55-60
02/08/2024	at Cameron	L	54-68
02/10/2024	at Midwestern St.	L	57-67

OPPONENT BREAKDOWN

Eastern New Mexico (8-14, 4-12)



Location: Portales, N.M.

Enrollment: 4,991

Head Coach: Blake Huber

Assistant Coach: Chris Burks, Vasha Moore

ALL-TIME MEETINGS (ENMU leads 24-21)

Date	Winner	Score	Date	Winner	Score
12/14/79	ENMU (A)	78-63	1/7/95	LCU (H)	91-55
1/13/81	LCU (H)	57-54	12/30/02	LCU (A)	69-65
2/16/81	ENMU (H)	84-68	12/29/06	ENMU (H)	73-61
12/8/81	ENMU (H)	79-65	11/12/07	LCU (H)*	86-62
1/19/82	ENMU (A)	79-74	11/9/10	ENMU (H)*	73-69
12/3/82	ENMU (H)	84-58	11/12/13	LCU (H)	101-66
1/6/83	ENMU (A)	60-46	1/6/14	LCU (A)	84-52
12/2/83	ENMU (H)	72-69	11/29/14	LCU (H)	101-49
2/17/84	ENMU (H)	77-40	11/20/15	LCU (H)	89-55
1/5/85	ENMU (H)	78-50	12/30/17	LCU (A)	64-55
2/14/85	ENMU (A)	69-65	12/31/18	LCU (H)	64-48
1/11/86	ENMU (A)	59-58	1/16/20	ENMU (H)	69-68 (OT)
2/13/86	ENMU (H)	76-69	2/8/20	LCU (H)	77-53
12/5/86	ENMU (H)	80-54	2/17/22	LCU (A)	66-43
2/5/87	ENMU (A)	69-53	2/22/22	LCU (H)	73-46
12/4/87	ENMU (H)	73-58	1/12/23	LCU (H)	77-55
2/11/88	ENMU (A)	72-63	2/11/23	LCU (A)	66-61
11/21/88	LCU (H)	62-54	1/18/24	LCU (A)	73-57
12/1/88	ENMU (A/E)	62-56			
11/30/89	ENMU (H)	74-50			
12/5/89	LCU (H)	77-67			
11/30/90	ENMU (H)	74-57			
1/3/91	LCU (H)	64-53			
12/7/91	ENMU (H)	83-71			
1/6/92	ENMU (A)	70-58			
1/9/93	ENMU (H)	86-47			
2/24/94	LCU (H)	70-68			
11/26/94	LCU (A)	73-65			

A - Away Team Won

H - Home Team Won

E - Exhibition For LCU

* - Regular season for LCU and Possible Exhibition for ENMU

LCU SERIES HIGHS (Since 2008)

Points:	101	2 times
Individual Points:	26	Emma Middleton 2/8/20
Field Goal %:	.692	vs. ENMU 11/29/14
Indiv. FG made:	10	2 players 1/19/24
Three-pointers:	15	vs. ENMU 11/12/13
Individual "3's":	4	3 players
Rebounds:	48	vs. ENMU 11/20/15
Individual Reb:	12	Maddi Chitsey 1/16/20
Assists:	28	vs. ENMU 11/12/13
Individual Assists:	11	Haley Burton 11/12/13
Blocks:	8	vs. ENMU 11/12/13
Individual Blocks:	5	Allison Szabo 11/12/13

ROSTER

#	Full Name	Pos.	Ht.	Year	Hometown / High School
0	Jaz Salon	G	5-3	Fr.	Melbourne, Australia / Box Hill Senior Secondary College
1	Ashley Shipley	G	5-7	Sr.	Tucumcari, N.M. / Tucumcari HS
2	Alexandria Sariñana	G	5-5	Sr.	El Paso, Texas / Americas HS
3	Vanessa Oduah	G	5-8	Gr.	Asaba, Nigeria / St. Augustine's
4	Martrice Brooks	G	5-8	Jr.	Springfield, Ill. / Lanphier HS
5	Julieta Ceja	F	6-0	So.	Jiquilpan, Michoacán, Mexico / Colegio San Carlos
9	Jamila Nansikombi-Gunter	G	5-11	Sr.	Kampala, Uganda / St Mary's Boarding Secondary School Kitende
10	Ishuana Hunter	F	6-0	Jr.	Trenton, N.J. / Trenton Central HS
12	Deja Adrian	G/F	5-9	Sr.	Houston, Texas / Aldine Senior High
13	Deairah Mays	G	5-8	Jr.	Fort Smith, Ark. /
14	Laurie Calixte	G	5-7	Jr.	Quebec, Canada / IMG Academy
15	Ariana Sanchez	G	5-10	Fr.	Albuquerque, N.M. / Albuquerque HS
21	Alecia Whyte	G	5-10	Gr.	Houston, Texas / Oak Ridge HS
24	Daci Smith	G	5-6	Fr.	Roswell, N.M. / Roswell HS

TEAM STATISTICS

Game Records

Record	Overall	Home	Away	Neutral
ALL GAMES	8-14	9-5	3-9	0-0
CONFERENCE	4-12	3-5	1-7	0-0
NON-CONFERENCE	4-2	2-0	2-2	0-0

Score by Periods

Team	1st	2nd	3rd	4th	OT	TOT
Eastern N.M.	297	325	333	354	23	1332
Opponents	324	315	382	368	21	1410

Team Box Score

No.	Player					Total		3-Point		F-Throw		Rebounds											
		GP-GS	MIN	AVG		FG-FGA	FG%	3FG-3FGA	3FG%	FT-FTA	FT%	OFF	DEF	TOT	AVG	PF	DQ	A	TO	BLK	STL	PTS	AVG
10	HUNTER, Ishuana	12-12	386:17	32.2		81-168	.482	0-2	.000	13-21	.619	38	54	92	7.7	41	3	11	40	1	27	175	14.6
12	ADRIAN, Deja	22-21	679:45	30.9		97-217	.447	12-43	.279	99-125	.792	34	81	115	5.2	64	4	42	65	7	27	305	13.9
9	NANSIKOMBI-GUNTER, Jamila	16-11	420:23	26.3		67-155	.432	6-29	.207	29-34	.853	30	55	85	5.3	46	0	21	40	5	40	169	10.6
0	SALON, Jaz	22-16	747:27	34.0		72-194	.371	38-100	.380	20-30	.667	9	35	44	2.0	47	1	56	63	5	26	202	9.2
3	ODUAH, Vanessa	19-8	410:41	21.6		63-175	.360	13-59	.220	22-26	.846	11	54	65	3.4	57	4	29	50	0	30	161	8.5
4	BROOKS, Martrice	1-0	04:24	4.4	3-4	.750	0-0	.000	0-0	.000	1	0	1	1.0	0	0	1	0	0	0	6	6.0	
1	SHIPLEY, Ashley	22-18	627:19	28.5		35-119	.294	30-100	.300	10-13	.769	20	49	69	3.1	42	1	29	31	5	24	110	5.0
11	HODGES-JOHNSON, Tatiana	12-3	176:20	14.7	10-30	.333	0-1	.000	22-26	.846	8	16	24	2.0	18	0	8	27	0	5	42	3.5	
22	WADDELL, Adamari	10-5	223:50	22.4	10-20	.500	1-2	.500	10-19	.526	10	19	29	2.9	28	0	6	7	1	5	31	3.1	
21	WHYTE, Alecia	17-1	296:39	17.4	18-63	.286	0-8	.000	15-24	.625	20	44	64	3.8	27	0	9	20	2	16	51	3.0	
24	SMITH, Daci	20-5	180:08	9.0	12-38	.316	10-33	.303	1-2	.500	3	6	9	0.5	8	0	3	4	1	4	35	1.8	
14	CALIXTE, Laurie	10-1	115:12	11.5	5-17	.294	3-11	.273	3-5	.600	6	6	12	1.2	11	1	7	7	0	7	16	1.6	
13	MAYS, Deairah	17-9	161:28	9.5	7-40	.175	6-30	.200	6-12	.500	6	17	23	1.4	11	0	3	7	0	5	26	1.5	
2	SARINANA, Alexandria	6-0	20:07	3.4	1-4	.250	1-3	.333	0-0	.000	0	1	1	0.2	2	0	1	2	0	0	3	0.5	
Team												44	45	89					20				
Total		22	4450			481-1244	.387	120-421	.285	250-337	.742	240	482	722	32.8	402	14	226	383	27	216	1332	60.5
Opponents		22	4450			509-1135	.448	117-334	.350	275-385	.714	180	545	725	33.0	349	9	292	414	60	191	1410	64.1

2023-2024 RESULTS

Date	Opponent	Score
11/10/2023	Fort Lewis	W 78-57
11/11/2023	N.M. Highlands	Wot 70-64
11/16/2023	at Adams St.	W 70-58
11/18/2023	at Western Colo.	L 58-64
11/24/2023	at CSU Pueblo	L 37-49
11/25/2023	at UC-Colo. Springs	W 57-48
11/30/2023	St. Edward's	L 62-73
12/02/2023	St. Mary's (TX)	L 56-65
12/07/2023	at UT Tyler	L 48-76
12/09/2023	at Texas Woman's	L 71-81
01/04/2024	at Tex. Permian Basin	L 57-59
01/06/2024	at Angelo St.	L 55-66
01/11/2024	Cameron	Lot 68-72
01/13/2024	Midwestern St.	W 65-61
01/18/2024	Lubbock Christian	L 57-73
01/20/2024	West Tex. A&M	W 71-70
01/25/2024	at Tex. A&M Int'l	L 56-60
01/27/2024	at Tex. A&M-Kingsville	L 56-62
02/01/2024	Angelo St.	W 60-55
02/03/2024	Tex. Permian Basin	L 51-69
02/08/2024	at Midwestern St.	W 65-60
02/10/2024	at Cameron	L 64-68

SINGLE-SEASON RECORDS

Points Scored:

657	Beth Capps	1996-97
575	Grace Foster	2022-23
574	Beth Capps	1995-96
562	Kelsey Canavan	2011-12
560	Jordan Hampton	2006-07

Points Per Game Average:

22.7	Beth Capps	1996-97
20.0	Kechia Mason	1997-98
19.9	Burgundy Bass	1989-90
18.7	Nettie Gilbreath	1986-87

Field Goals Attempted:

516	Tonya Ivie	1981-82
492	Beth Capps	1995-96
435	Darla Lynch	1980-81
429	Kelsey Canavan	2011-12
425	Beth Capps	1996-97

Field Goals Made:

237	Beth Capps	1996-97
236	Kelsey Canavan	2011-12
217	Tonya Ivie	1981-82
210	Beth Capps	1995-96
202	Mamy N'Kolomoni	2000-01

Field Goal Percentage (Min. 300 Att.):

.580	Nicole Hampton	2015-16
.561	Roberta Ross	1986-87
.558	Beth Capps	1996-97
.556	Tess Bruffey	2015-16
.554	Carol Hise	1990-91

Assists:

221	Krista Lent	1990-91
211	Nicole Hampton	2015-16
197	Sierra Lovorn	2007-08
192	Nicole Hampton	2012-13
189	Krista Lent	1989-90

Three Pointers Attempted:

240	Ashton Duncan	2021-22
216	Kelsey Hoppel	2015-16
203	Angie Taylor	1997-98
191	Ashton Duncan	2021-22
188	Sierra Lovorn	2007-08

Three Pointers Made:

90	Kelsey Hoppel	2015-16
90	Ashton Duncan	2021-22
79	Ashton Duncan	2019-20
74	Kelsey Hoppel	2012-13
74	Jordan Hampton	2007-08
74	Angie Taylor	1997-98

Three Point Percentage (Min. 100 Att.):

.517	Allie Schulte	2018-19
.497	Jordan Hampton	2007-08
.469	Kelsey Hoppel	2013-14
.466	Jordan Hampton	2006-07
.463	Bailey Haist	2014-15

Steals:

115	Krista Lent	1990-91
107	Nicole Hampton	2015-16
105	Sherry Blackwell	1990-91
102	Tina Phillips	1991-92
99	Selestine Hurst	1996-97

Free Throws Attempted:

228	Mamy N'Kolomoni	2001-02
212	Beth Capps	1996-97
211	Carolyn Manning	2007-08
201	Emily Pool (Atkins)	2010-11
197	Emily Pool (Atkins)	2011-12

Free Throws Made:

177	Carolyn Manning	2007-08
166	Beth Capps	1996-97
157	Emily Pool (Atkins)	2011-12
156	Jordan Hampton	2006-07
153	Mamy N'Kolomoni	2001-02

Free Throw Percentage (Min. 50 Att.):

.938	Kelsey Hoppel	2013-14
.924	Nicole Hampton	2011-12
.922	Caitlyn Cunyus	2017-18
.921	Nicole Hampton	2012-13
.915	Grace Foster	2022-23

Blocked Shots:

129	Tess Bruffey	2017-18
113	Kellyn Schneider	2014-15
108	Tess Bruffey	2016-17
91	Kellyn Schneider	2015-16
86	Tess Bruffey	2014-15

Rebounds:

311	Grace Foster	2022-23
310	Nicole Hampton	2012-13
288	Kellyn Schneider	2014-15
282	Carolyn Manning	2007-08
281	Tess Bruffey	2017-18

Rebounds Per Game:

10.5	Laura Geurin	1983-84
10.3	Kellyn Schneider	2014-15
10.1	Nettie Gilbreath	1986-87
9.9	Darla Lynch	1981-82
9.2	Mamy N'Kolomoni	2000-01

CAREER RECORDS

Points Scored:

1,796	Nicole Hampton	2011-16
1,773	Beth Capps	1995-97
1,767	Jordan Hampton	2005-09
1,728	Tess Bruffey	2014-18
1,725	Emily Pool (Atkins)	2010-14

Points Per Game Average:

17.1	Nettie Gilbreath	1985-87
16.1	Beth Capps	1993-97
15.8	Burgundy Bass	1987-90
15.4	Darla Lynch	1979-83

Field Goals Attempted:

1,387	Darla Lynch	1979-83
1,352	Tess Bruffey	2014-18
1,316	Beth Capps	1993-97
1,278	Mamy N'Kolomoni	1998-02
1,213	Emily Pool (Atkins)	2010-14

Field Goals Made:

640	Beth Capps	1993-97
631	Tess Bruffey	2014-18
628	Mamy N'Kolomoni	1998-02
590	Nicole Hampton	2011-16
588	Darla Lynch	1979-83

Field Goal Percentage (Min. 700 Att.):

.585	Haley Fowler	416-711
.547	Kelsey Canavan	416-760
.540	Nicole Hampton	590-1093
.511	Robertta Ross	362-709
.510	Maddi Chitsey	503-987

Assists:

659	Nicole Hampton	2011-16
633	Sierra Lovorn (Wilcox)	2005-09
439	Haley Burton	2010-15
421	Allie Schulte	2017-22
397	Brittany Roberts (Hampton)	2008-12

Three Pointers Attempted:

708	Ashton Duncan	2017--22
672	Sierra Lovorn (Wilcox)	2005-09
646	Kelsey Hoppel	2011-16
560	Jordan Hampton	2005-09
559	Haley Burton	2010-15

Three Pointers Made:

276	Ashton Duncan	2017--22
272	Kelsey Hoppel	2011-16
248	Jordan Hampton	2005-09
234	Sierra Lovorn (Wilcox)	2005-09
204	Haley Burton	2010-15

Three Point Percentage (Min. 200 Att.):

.444	Allie Schulte	176-396
.443	Jordan Hampton	192-407
.421	Kelsey Hoppel	272-646
.407	Brittany Roberts (Hampton)	154-378
.407	Bailey Haist	148-364

Steals:

330	Nicole Hampton	2011-16
320	Allie Schulte	2017-22
271	Sherry Brown	1979-83
235	Sherry Blackwell	1988-91
226	Tabitha Qubty-Sellers	2000-04

Free Throws Attempted:

725	Emily Pool (Atkins)	2010-14
706	Mamy N'Kolomoni	1998-02
586	Beth Capps	1993-97
560	Nicole Hampton	2011-16
519	Jordan Hampton	2005-09

Free Throws Made:

565	Emily Pool (Atkins)	2010-14
510	Nicole Hampton	2011-16
459	Brittany Roberts (Hampton)	2008-12
456	Mamy N'Kolomoni	1998-02
449	Jordan Hampton	2005-09

Free Throw Percentage (Min. 100 Att.):

.911	Nicole Hampton	510-560
.874	Brittany Roberts (Hampton)	458-525
.873	Olivia Robertson	282-323
.865	Jordan Hampton	449-519
.848	Severyn Smith	224-264

Blocked Shots:

396	Tess Bruffey	2014-18
204	Kellyn Schneider	2014-16
174	Suzanne Copeland	1988-92
149	Maddi Chitsey	2016-20
122	Candace Clenney	2002-06

Rebounds:

1,053	Nicole Hampton	2011-16
911	Mamy N'Kolomoni	1998-02
845	Tess Bruffey	2014-18
838	Darla Lynch	1979-83
732	Carol Hise	1990-94

Rebounds Per Game:

9.39	Nettie Gilbreath	1985-87
8.38	Darla Lynch	1979-83
8.10	Nicole Hampton	2011-16
8.09	Kellyn Schneider	2014-16
7.92	Sharon Marion	1984-86

SINGLE GAME TEAM RECORDS

Points Scored:	
Lady Chaps:	125 vs Whittier College (12/28/94)
Opponents:	110 Panhandle State (2/11/93)
Individual:	38 Beth Capps (1/22/96)
Field Goals Made:	
Lady Chaps:	52 vs Whittier College (1/28/94)
Opponents:	44 Midwestern State (1/9/87)
Individual:	16 Nettie Gilbreath (1/10/87), Beth Capps (11/22/96 & 2/1/96)
Field Goals Attempted:	
Lady Chaps:	94 vs McMurry (2/26/82)
Opponents:	95 Bishop College (1/7/82)
Individual:	29 Beth Capps (2/1/96)
Field Goal Percentage:	
Lady Chaps:	.692 (36-52) vs Eastern New Mexico (11/29/14)
Opponents:	.714 Panhandle State (1/15/90)
Three Pointers Made:	
Lady Chaps:	18 vs Oklahoma Panhandle State (2/18/17)
Opponents:	16 Cameron (12/19/19)
Individual:	8 - Ashton Duncan & (1/22/22) & (12/11/20), Bailey Haist (1/2/17)
Three Pointers Attempted:	
Lady Chaps:	44 vs Oklahoma City (12/10/15)
Opponents:	41 Whittier College (12/28/94)
Individual:	19 Burgundy Bass (1/18/90)
Three Pointer Percentage:	
Lady Chaps:	.667 (12-18) vs Western New Mexico (11/17/17)
Opponents:	.722 (13-18) Texas Woman's (3/4/23)
Free Throws Made:	
Lady Chaps:	40 vs Panhandle State (1/26/84)
Opponents:	38 St. Gregory's (2/2/02)
Individual:	15 Nicole Hampton (1/14/16)
Free Throws Attempted:	
Lady Chaps:	51 vs Panhandle State (2/11/93)
Opponents:	46 - 2 times
Individual:	17 Becky Hinojos (2/11/93), Mamy N'Kolomoni (3/1/02) and Nicole Hampton (1/14/16)
Free Throw Percentage:	
Lady Chaps:	1.000 (22-22) vs. Newman (2/15/18)
Opponents:	1.000 (21-21) St. Edward's (2/25/17)
Individual:	1.000 (14-14) Nicole Hampton (1/16/14)
Rebounds:	
Lady Chaps:	73 - 2 times (last: vs. Dallas Christian 12/31/09)
Opponents:	73 McMurry (1/23/82)
Individual:	20 Mamy N'Kolomoni (2/24/01)
Assists:	
Lady Chaps:	39 vs McMurry (1/17/89)
Opponents:	29 McMurry (1/11/88)
Individual:	13 Sierra Lovorn (2/10/07)
Steals:	
Lady Chaps:	38 vs McMurry (11/12/91)
Opponents:	27 St. Edwards (11/13/87)
Individual:	12 Tina Phillips (11/12/91)
Blocks:	
Lady Chaps:	17 vs. Okla. Panhandle St. (1/19/15) vs. Hardin-Simmons (2/19/91)
Individual:	10 Tess Bruffey - 3 times (12/13/14, 11/26/16, 2/9/17)
Turnovers:	
Lady Chaps:	40 vs. McMurry (2/23/80)
Opoonents:	41 Howard Payne (11/12/90)

RIP GRIFFIN CENTER RECORDS

Lady Chap Team Records

Points:	113 vs Northern New Mexico (11/7/09)
Field Goals:	49 vs Dallas Christian (11/4/08)
Field Goals Att.:	91 vs Huston-Tillotson (11/17/00)
Field Goal Pct.:	.692 vs Eastern New Mexico (36-52) (11/29/14)
3-Pointers:	18 vs Oklahoma Panhandle State (2/18/17)
3-Pointers Att.:	44 vs Oklahoma City (12/10/15)
3-Pointers Pct.:	.667 vs USAO (2/28/08) .667 vs Texas - Permian Basin (2/21/15) .667 vs. Western New Mexico (11/17/17)
Free Throws:	35 vs Rogers State (1/19/12)
Free Throw Att.:	44 vs Oklahoma Baptist (2/1/03)
Free Throw Pct.:	1.000 vs Newman (22-22) (2/15/18)
Rebounds:	62 vs Huston-Tillotson (11/17/00)
Assists:	34 vs Dallas Christian (11/4/08)
Blocked Shots:	14 vs Mid-America Christian (11/24/14)
Steals:	26 vs National Christian (12/8/01)

Lady Chap Individual Records

Points:	36 - Emily Pool (Atkins) vs Northern New Mexico College (11/5/10)
Field Goals:	13 - Mamy N'Kolomoni vs Huston-Tillotson (11/17/00)
Field Goals Att.:	22 - Cari Bigham vs UTPB
Field Goal Pct. (10 attempts):	.917 - Brittany Blackmon (11-12) vs Univ. of the Southwest (11/10/08)
3-Pointers:	8 - Ashton Duncan (twice) vs St. Mary's (1/22/22) & (12/11/20)
3-Pointers Att.:	13 - Ashton Duncan vs. St. Mary's (1/22/22)
3-Point Pct. (5 attempts):	1.000 - Kelsey Hoppel (5-5) vs Okla. Christian (2/8/14) 1.000 - Bailey Haist (5-5) vs. St. Edward's (2/19/15)
Free Throws:	13 - Grace Foster (11/5/23 vs. Adams State)
Free Throws Att.:	17 - Mamy N'Kolomoni vs Southern Nazarene (3/1/02)
Free Throw Pct. (10 attempts):	1.00 - Grace Foster (13-13) vs. Adams St. (11/5/23) 1.00 - Laynee Burr (12-12) vs. Midwestern St. (2/4/22) 1.00 - Tabitha Qubty-Sellers (10-10) vs Okla. Christian (1/18/01) 1.00 - Emily Pool (10-10) vs. Newman (11/23/13) 1.00 - Allie Schulte (10-10) vs. Daemen (11/20/21)
Rebounds:	20 - Mamy N'Kolomoni vs St. Gregory's (2/24/01)
Assists:	13 - Sierra Lovorn vs Oklahoma Baptist (2/10/07)
Blocked Shots:	10 - Tess Bruffey vs. St. Mary's (2/9/17)

RADIO / TV HEADSHOT ROSTER



0 - GRACE FOSTER
Jr. | 6-1 | FW
Childress, Texas



1 - KENNEDY CHAPPELL
Fr.. | 5-9
Heath, Texas



2 - MACI MADDOX
Sr.. | 5-7
Lubbock, Texas



3 - AUDREY ROBERTSON
Sr. | 5-8 | G
Kerrville, Texas



4 - KIMBER MATHEWS
Fr. | 5-9 | G
Gruver, Texas



5 - TAYLOR ALLEN
Fr. | 5-9 | G
Roscoe, Texas



12 - TAYLOR THOMAS
So. | 5-9 | G
Canyon, Texas



15 - SHAYLEE STOVALL
Sr. | 5-6 | G
Idalou, Texas



22 - RYLEE VERDUIN
Fr. | 6-2 | FW
Wylie, Texas



23 - MARTIE MCCOY
So. | 5-11 | FW/G
Muenster, Texas



30 - AUDREY SPURGIN
Jr. | 6-2 | P
Fredericksburg, Texas



31 - TIA JOHNSON
So. | 5-9 | FW/G
Lubbock, Texas



33 - DEJA JOHNSON
So. | 5-9 | FW/G
Lubbock, Texas



40 - REESE SCHUMANN
Jr. | 6-1 | P
Houston, Texas



STEVE GOMEZ
Head Coach
21st Season



LANDON GOMEZ
Assistant Coach
1st Season



KAYCIE WILSON
Assistant Coach
9th Season



JULIO PACHECO
Volunteer Assistant Coach
4th Season



COURTNEY BURGESS
Athletic Trainer
1st Season