



VOLLEYBALL MATCH NOTES

Members of the NCAA Div.II's Lone Star Conference @LCUchaps

Lubbock Christian Sports Information • Chris Due
806-720-7283 • 806-720-7290 • www.lcuchaps.com



VOLLEYBALL MATCH NOTES

September 1, 2023

LCU LADY CHAPARRALS

Location Lubbock, Texas
Founded 1957
Enrollment 1,664
Affiliation NCAA Div. II
Conference Lone Star
Nickname Lady Chaparrals "Lady Chaps"
Interim A.D. Nathan Blackwood
SID Contact Chris Due
Head Coach Keith Giboney
Career Record (year) 415-195 / 19th

2023 LADY CHAPS SCHEDULE

Date	Opponent	Result
Sep. 1	vs Black Hills State (y)	9:00 AM
Sep. 1	vs Mary (y)	3:00 PM
Sep. 2	vs Minot State (y)	3:00 PM
Sep. 2	at Montana State Billings (y)	7:00 PM
Sep. 8	vs Southern Arkansas	1:30 PM
Sep. 8	vs Arkansas Tech	5:30 PM
Sep. 9	vs Minot State	1:00 PM
Sep. 14	vs UT Permian Basin (x)	6:00 PM
Sep. 15	vs Texas Woman's (x)	6:00 PM
Sep. 16	vs Oklahoma Christian (x)	3:00 PM
Sep. 22	at UA Fort Smith *	6:00 PM
Sep. 23	at Oklahoma Christian *	2:00 PM
Sep. 29	vs Dallas Baptist *	6:00 PM
Sep. 30	vs UT Tyler *	2:00 PM
Oct. 4	at Midwestern State *	6:00 PM
Oct. 6	at St Edward's *	6:00 PM
Oct. 7	at St Mary's *	2:00 PM
Oct. 11	at Texas Woman's *	6:00 PM
Oct. 13	vs Angelo State *	6:00 PM
Oct. 14	vs UT Permian Basin *	2:00 PM
Oct. 20	vs Texas A&M Kingsville *	6:00 PM
Oct. 21	vs Texas A&M International * ...	2:00 PM
Oct. 25	at West Texas A&M *	6:00 PM
Oct. 28	vs Cameron *	2:00 PM
Nov. 8	vs Eastern New Mexico *	6:00 PM
Nov. 11	at Western New Mexico *	1:00 PM

* - Lone Star Conference Game

s - Yellowjacket Invitational (Billings, Mont.)

x - Lone Star Conference Crossover (Lubbock, Texas)

vs. BLACK HILLS STATE

Fri. Sept. 1 - 9 AM CT

YELLOWJACKET INVITATIONAL >> ALTEROWITZ GYMNASIUM (BILLINGS, MONT.)

LIVE SCORING: <https://msubsports.com/sidearmstats/wvball/summary>

WATCH ONLINE: <http://y2u.be/lvHuVx3J3Pk>

BHSU RECORD: 0-0, 0-0 (5-21 in 2022)

BHSU: HOME 0-0, ROAD 0-0, NEUTRAL 1-0

RANKINGS: RMAC PRESEASON No.14

ALL-TIME SERIES: LCU LEADS 1-0

LAST MEETING: 9/13/19 AT LCU (W 3-1)

LAST WIN BY LCU: 9/13/19

LAST WIN BY BHSU: N/A



MATCH
1

vs. MARY

Fri. Sept. 1 - 3 PM CT

YELLOWJACKET INVITATIONAL >> ALTEROWITZ GYMNASIUM (BILLINGS, MONT.)

LIVE SCORING: <https://msubsports.com/sidearmstats/wvball/summary>

WATCH ONLINE: <http://y2u.be/UQf0XqZL9Aw>

UM RECORD: 0-0, 0-0 (6-22 in 2022)

UM: HOME 0-0, ROAD 0-0, NEUTRAL 0-0

RANKINGS: NSIC PRESEASON No.13

ALL-TIME SERIES: No PRIOR MEETINGS

LAST MEETING: N/A

LAST WIN BY LCU: N/A

LAST WIN BY UM: N/A



MATCH
2

vs. MINOT STATE

Sat. Sept. 2 - 3 PM CT

YELLOWJACKET INVITATIONAL >> ALTEROWITZ GYMNASIUM (BILLINGS, MONT.)

LIVE SCORING: <https://msubsports.com/sidearmstats/wvball/summary>

WATCH ONLINE: <http://y2u.be/DIL0r1zJvC>

MSU RECORD: 0-0, 0-0 (1-26 in 2022)

MSU: HOME 0-0, ROAD 0-0, NEUTRAL 0-0

RANKINGS: NCIS PRESEASON No.15

ALL-TIME SERIES: No PRIOR MEETINGS

LAST MEETING: N/A

LAST WIN BY LCU: N/A

LAST WIN BY MSU: N/A



MATCH
3

AT MONTANA STATE BILLINGS

Sat. Sept. 2 - 7 PM CT

YELLOWJACKET INVITATIONAL >> ALTEROWITZ GYMNASIUM (BILLINGS, MONT.)

LIVE SCORING: <https://msubsports.com/sidearmstats/wvball/summary>

WATCH ONLINE: <http://y2u.be/tkWP6QW-LcU>

MSUB RECORD: 0-0, 0-0 (7-20 in 2022)

MSUB: HOME 0-0, ROAD 0-0, NEUTRAL 0-0

RANKINGS: GNAC PRESEASON No.10

ALL-TIME SERIES: No PRIOR MEETINGS

LAST MEETING: N/A






LAST WIN BY LCU: N/A

LAST WIN BY MSUB: N/A



MATCH
4

TEAM VS TEAM COMPARISONS

								
1191	K	1077	K	940	K	811	K	997
11.9	K/S	11.1	K/S	9.8	K/S	9.0	K/S	10.5
.187	PCT	.147	PCT	.126	PCT	.095	PCT	.140
1107	A	1021	A	866	A	742	A	935
11.1	A/S	10.5	A/S	9.0	A/S	8.2	A/S	9.8
126	SA	130	SA	138	SA	103	SA	140
1.3	SA/S	1.3	SA/S	1.4	SA/S	1.1	SA/S	1.5
1553	D	1472	D	1530	D	1119	D	1379
15.5	D/S	15.2	D/S	15.9	D/S	12.4	D/S	14.5
57	BS	52	BS	33	BS	23	BS	37
287	BA	177	BA	256	BA	176	BA	260
2.0	B/S	1.4	B/S	1.7	B/S	1.2	B/S	1.8
15.2	PT/S	13.9	PT/S	12.9	PT/S	11.4	PT/S	13.7

* - 2022 TOTALS



LCU Athletics
Facebook: Facebook.com/LCUchaps
Twitter: Twitter.com/LCUchaps
Instagram: Instagram.com/LCUchaps

LCUCHAPS.COM

LCU Volleyball
Facebook: Facebook.com/LCUvolleyball
Twitter: Twitter.com/LCUvolleyball
Instagram: Instagram.com/LCU_volleyball

LADY CHAPS HISTORY

**SOONER ATHLETIC CONFERENCE
CHAMPIONSHIPS**

1997 2003
1998 2004
1999 2005
2000 2007
2001 2008
2002 2009

**SOONER ATHLETIC CONFERENCE
TOURNAMENT CHAMPIONSHIPS
2007**

**NAIA NATIONAL CHAMPIONSHIP
APPEARANCES**

1998
1999
2001
2002
2003
2008
2009

NAIA ELITE EIGHT

1998
2008

**HEARTLAND CONFERENCE
REGULAR SEASON TITLES
2018**

**HEARTLAND CONFERENCE
TOURNAMENT APPEARANCES**

2015 2016
2017 2018

**LONE STAR CONFERENCE
TOURNAMENT APPEARANCES
2019, 2021**

DOUBLE-DOUBLES



For a second consecutive season, Lubbock Christian University will open their season in uncharted waters. Opening the 2022 season in Anchorage, Alaska, LCU opens the 2023 season at another destination within the Great Northwest Athletic Conference, as they head to the Yellowjacket Invitational hosted by Montana State Billings, where they open the season Friday facing Black Hills State (9 a.m.) and Mary (3 p.m.) inside Alterowitz Gymnasium.

LOOKING AT BLACK HILLS STATE

- The Lady Chaps and Yellow Jackets are meeting for the second time all-time and for the first time away from the Hub City. LCU holds a 1-0 all-time series record against BHSU after a 3-1 LCU win on Sept. 13, 2019 in Lubbock. Hannah Thomas had 16 kills and Bradi Marshall produced 46 assists in the win, which put LCU 1-1 all-time against programs. LCU's first meeting against a South Dakota based squad resulted in a 3-0 loss to National American University on Oct. 13, 2000.

- BHSU was preseason picked 14th in the Rocky Mountain Athletic Conference (RMAC). They went 5-21 overall last season, going 4-14 in conference.

- The Yellow Jackets have nine returning student-athletes to the court this season, including Haedyn Rhoades, who finished the season with the highest digs/set rate (5.16/set) in the RMAC and was 23rd in NCAA DII.

- Both LCU and BHSU have nine new editions for the 2023 season. The Yellow Jackets have three transfer players in their mix. Head Coach Bree Davis is in her second season leading the Yellow Jackets.

- Irony for LCU that their first meeting of the season is against BHSU. LCU's Director of Athletics last season was Scott Larson, who left in August for BHSU to serve in the same capacity.

LOOKING AT MARY

- The Marauders and Lady Chaps have no prior history. This will mark the second-ever meeting for LCU against a North Dakota based program (Mary is located in Bismarck, N.D.). LCU fell to Dickinson State 3-0 on Nov. 28, 2001 in West Palm Beach, Fla. At the NAIA National Championships.

- Mary was preseason picked 13th in the Northern Sun Intercollegiate Conference (NSIC). They went 6-22 overall last season, posting a 3-17 in conference.

- Nehkyah Ellis is listed as a NCIS Player to Watch this season for the Marauders. The outside hitter contributed 2.5 kills and 3.0 digs per set in 28 matches played last season.

- The Marauders return 15 players from last season and have two new additions on the roster.

- This season marks the second consecutive season for Mary to open the season at the Yellowjacket Invitational (went 0-4 last season at the event). The Marauders open their play Friday facing host MSU Billings before battling LCU, as this season's opener marks the first time Mary has not had Chadron State scheduled as their opening opponent since 2019.

LOOKING AT MINOT STATE

- The Beavers, from Minot, N.D., and Lady Chaps have no prior history. LCU had only faced one North Dakota based program all-time prior to this tournament, and the meeting will mark consecutive games against programs from the Flickertail State.

- MSU was preseason picked 15th in the Northern Sun Intercollegiate Conference (NSIC). They went 1-26 overall last season, posting a 1-19 in conference. Minot heads into Billings aiming to end a 13-match losing streak in neutral site play, as their last neutral site win came against Midwestern State on Sept. 1, 2018 in Kearney, Neb.

- Maggie Machado is listed as a NCIS Player to Watch this season for the Beavers. The outside hitter played last season at New Mexico Junior College, where she was teammates with LCU's Lacie

THE LAST TIME LCU...

Won in three sets...

3-0, at Cameron (10/22/22)

Won in four sets...

3-1, vs. Western New Mexico (11/5/22)

Won in five sets...

3-2, vs. Texas Woman's (10/5/22)

Lost in three sets...

0-3, vs. No.11 West Texas A&M (10/19/22)

Lost in four sets...

1-3, at Eastern New Mexico (11/2/22)

Lost in five sets...

2-3, at Angelo State (10/7/22)

Defeated a ranked opponent at home...

3-2, No.25 West Texas A&M (11/6/21)

Defeated a ranked opponent on road...

3-2, at No.22 West Texas A&M (9/5/15)

Defeated a ranked opponent (neutral site)...

3-1, vs. No.7 (NAIA) Rocky Mountain Coll. (9/1/12 in Las Vegas, Nev.)

Lost to a ranked opponent at home...

0-3, No.11 West Texas A&M (10/19/22)

Lost to a ranked opponent on the road...

0-3, at No.3 Angelo State (10/6/21)

Lost to a ranked opponent (neutral site)...

0-3, vs. No.13 West Texas A&M (9/9/22 in San Angelo, Texas)

LAST TIME A LADY CHAP...

15 or more kills...

17, Kiana Fallaha at Texas A&M Int'l (10/15/22)

20 or more kills...

20, Hannah Froeschl at Colo. Colorado Springs (9/11/21)

25 or more kills...

26, Ashley Vanfleet vs. West Texas A&M (10/30/18)

30 or more kills...

31, Meagan Kamplain vs. John Brown (9/23/04)

40 or more assists...

43, Kayton Genenbacher at Texas A&M Int'l (10/15/22)

50 or more assists...

50, Kayton Genenbacher at Angelo State (10/7/22)

60 or more assists...

63, Kayton Genenbacher vs. Colo. Colorado Springs (9/3/22)

20 or more digs...

20, Kendall Mahaney at Texas A&M Int'l (10/15/22)

25 or more digs...

28, Kendall Mahaney at Texas Woman's (10/23/21)

30 or more digs...

30, Jalee Sims at UT Permian Basin (2/2/21)

40 or more digs...

40, Kelsie French vs. St. Edward's (11/9/18)

5 or more blocks...

6, Kalli Dalland at Texas A&M Int'l (10/15/22)

10 or more blocks...

10.0, Christiana Tavo vs. Tarleton State (10/24/15)

Registered a triple-double...

27d,13k,10b, Marla Lowery vs. Houston Baptist (10/5/90)

LCU VOLLEYBALL QUICK FACTS

Coaching & Auxiliary Staff

Head Coach.....	Keith Giboney
Alma Mater / Year	Lubbock Christian University / 1993
Career Collegiate Record	415-195
Record at LCU	31-24
Assistant Coach.....	Michal Giboney
Athletic Trainer.....	Courtney Burgess

Program History

First Year of Volleyball	1978
All-Time Record	959-561-1 (.630)

2023 Season Review

Overall Record.....	11-16
Lone Star Conference Record / Finish	7-9 / T-7th

University at a Glance

City / Zip	Lubbock, TX 79407
Year Founded	1957
Approximate Enrollment	1,664
Mascot	Chaparrals / Lady Chaps
School Colors	Blue & White
Home Court	Rip Griffin Center
Capacity.....	1,950
Athletic Affiliation	NCAA Division II
Conference.....	Lone Star Conference
President	Dr. Scott McDowell

Schooley. Schooley was Machado's primary setter and was a contributor to Machado averaging 2.97 kills per set and the two helped the Thunderbirds make the program's debut into the NJCAA National Rankings.

- Milena Cernjanski is also a NMJC transfer. She posted 685 digs in two seasons and is NMJC's single-match record holder in digs with 38 (Oct. 8, 2022).

- Minot State opens the season Friday against Southeastern Oklahoma State. They are seeking their first season-opening win since topping South Dakota Mines 3-2 on Sept. 1, 2017 (Minot State Classic). They followed that 2017 season-opening win with a win over MSU Billings, who they face in their second match Friday.

LOOKING AT MSU BILLINGS

- Montana State Billings and LCU will conclude play of the tournament Saturday facing each other for the first time (all-time). It will mark LCU's first meeting against a Montana based program since a 3-1 loss to Providence (formerly Great Falls) in Las Vegas, Nev. on Sept. 1, 2012. LCU played four matches in Vegas and all were against Montana based programs (including a 3-1 win over Billings based No.7 Rocky Mountain College, which was the last time LCU defeated a nationally ranked opponent at a neutral site event), which has LCU heading to Billings 5-2 all-time against teams from Montana.

- MSUB was preseason picked 10th in the Great Northwest Athletic Conference (GNAC). They went 7-20 overall last season, going 0-18 in conference play. The Yellowjackets closed the 2022 season losing their final 13 matches.

- The 'Jackets are seeking to rally this season without setter Hannah Hashbarger and outside hitter Caty Havekost (Honorable Mention All-Conference last season) and they have added four incoming freshmen this season. Returning is Honorable Mention All-Conference middle blocker Paiten Langston, who ranked 10th (in the GNAC) in hitting percentage at .273.

- Casey Bonner is heading into her eighth season as head coach of the Yellowjackets. She previously coached two seasons at Frank Phillips College in Borger, Texas.

- This is the third consecutive season MSUB has hosted the Yellowjacket Invitational. They won all four matches last season at the event and have a 7-1 in the prior two seasons as host.

LADY CHAP NOTES

- LCU enters the season with a No.10 Lone Star Conference Preseason Poll ranking. LCU had a huge turnaround season in 2021, as they produced 17 more victories in than they did in the 2020 season, but they were unable to keep the progression going last season (went 11-16 in 2022).

- The Lady Chaps roster continues this season with a lot of youth. Fielding a roster of 16 student-athletes, LCU adds nine new additions this season, with seven true freshmen and a pair of junior college transfers. The seven freshmen are LCU's highest crop of first-year collegians since the 2014 roster featured nine freshmen. The 2014 squad was part of LCU's final year of transitioning from NAIA to NCAA Division II (second year in Heartland Conference and they were not eligible for postseason), and they posted an 18-5 record (13-3 in conference to finish second). Freshman Channing Stewart (then Channing Castleberry) claimed Heartland Conference Freshman of the Year honors and was one of four Lady Chaparrals claiming All-Conference honors (joined Amy Edwards, Erin Fisher and Maddie Johnson).

- This season marks LCU's third season under coach Giboney. The Lady Chaps seventh head coach in program history preps for his 18th year of NCAA coaching. Giboney, who has four NCAA Tournament appearances and seven conference titles on his resume, surpassed 400 coaching victories in 2021 and has a career coaching mark of 415-195. Giboney has nine new additions joining the Lady Chaps roster this season. Among the crop of newbies bringing experience to the 2023 roster are junior college transfers Macie Morgan (Ranger College) and Lacie Schooley (New Mexico Junior College). The seven freshmen include six Texas natives, with Jaedyn Rankin coming from Gilbert, Ariz. and serving as the only out-of-state freshman on the squad. The high school products from Texas looking towards their college debut are Raylynn Adams (Dodd City, Texas), Ramsey Clark (Midland, Texas), Madyson Eberly (Amarillo, Texas), Tatum Fleitman (Lindsay, Texas), Mikalie Floyd (Pampa, Texas) and Austen Goodgion (Denton, Texas).

- The LSC recognized 46 student-athletes as Players to Watch heading into the season. LCU representatives making the list were Lily Bickley (offensive), Kalli Dalland (defensive) and Kayton Genenbacher (setter). Bickley is one of 13 sophomores on the list. The Lady Chaps right-side hitter ranked tied for second on the squad in kills (210) and 27th in the LSC in kills per set (2.33). She ranked 28th in the LSC in attack percentage (.232). Genenbacher is coming off her first season as the program's primary setter. The junior ranked third in the LSC with a team-leading 9.69 assists per set. She was fourth in the LSC with 969 assists and is listed as the team's Setter to Watch. The program's Defensive Player to Watch is Dalland, who ranked 19th in the LSC with 0.84 blocks per set. The senior posted 112 kills last season and was second on the squad with 63 blocks.

- Fielding a roster of 16 student-athletes, LCU has seven returnees and they have 10 student-athletes with at least three seasons of eligibility remaining. LCU did lose Second Team All-Conference selection Sage Chain, who led LCU in points (287.5), points per set (2.99), blocks (99) and blocks per set (1.03). She ranked fifth in the LSC in block per set and sixth in total blocks. Chain completed her LCU career with 569 kills and 269 blocks (71 solo... 77 would have broke her into the top-10 in program history). They return LSC All-Academic Team selections Kiana Fallaha and Genenbacher.

- Lady Chaps opens a 26-match season in Billings at the (MSU Billings) Yellowjacket Invitational. LCU will play 16 conference matches, playing each LSC program once, beginning September 22 at Arkansas – Fort Smith. The LSC will house 17 volleyball programs, which leads to LCU playing everyone once and the 16 matches divided into eight home and eight road contests (in conference play). LCU's first regular season home game is scheduled for September 8, as they open the Chap Classic hosting Southern Arkansas.

- LCU is 28-16 all-time in season openers and has won 10 of their 15 prior season openers (LCU fell 3-0 in Anchorage, Alaska to Alaska Anchorage in last season's opener). LCU aims for their first season-opening win since 2020 (over Wayland Baptist on Jan. 19, 2021, as COVID pushed the 2020 season to a Spring 2021 playing season).

LONE STAR STANDINGS

(as of 8/31/22)



LONE STAR CONFERENCE

TEAM	LSC	OVERALL
Angelo State	0-0	0-0
Cameron	0-0	0-0
DBU	0-0	0-0
Eastern New Mexico	0-0	0-0
Lubbock Christian	0-0	0-0
Midwestern State	0-0	0-0
Oklahoma Christian	0-0	0-0
St. Edward's	0-0	0-0
St. Mary's	0-0	0-0
Texas A&M International	0-0	0-0
Texas A&M-Kingsville	0-0	0-0
Texas Woman's	0-0	0-0
UAFS	0-0	0-0
UT Permian Basin	0-0	0-0
UT Tyler	0-0	0-0
West Texas A&M	0-0	0-0
Western New Mexico	0-0	0-0

LSC PRESEASON POLL

Team	1st	Total	Team	1st	Total
1 West Texas A&M	(42)	762	10 Lubbock Christian		382
2 UT Tyler		644	11 Oklahoma Christian		291
3 Texas A&M-Kingsville		590	12 St. Edward's		276
4 DBU (2)		564	13 UT Permian Basin	(1)	264
5 Angelo State		519	14 Eastern New Mexico		221
6 St. Mary's		494	15 Midwestern State		183
7 Texas A&M International		493	16 Western New Mexico		88
8 UAFS		468	17 Cameron		71
9 Texas Woman's		395			

NCAA DIV. II TOP 25 POLLS

AVCA/TARAFLEX DIV. II COACHES POLL

Rank	Team	Pts	Rec.	Prv
1	West Texas A&M [42]	1139	0-0	NA
2	Concordia- St. Paul [5]	1096	0-0	NA
3	MSU Denver	988	0-0	NA
4	Wayne State (NE)	912	0-0	NA
5	Tampa	904	0-0	NA
6	Barry	815	0-0	NA
7	St. Cloud State	800	0-0	NA
8	Minnesota Duluth	780	0-0	NA
9	Cal State L.A.	732	0-0	NA
10	Missouri-St. Louis	668	0-0	NA
11	Southwest Minnesota State	593	0-0	NA
12	West Florida	551	0-0	NA
13	Northwest Missouri State	536	0-0	NA
14	Alaska-Anchorage	505	0-0	NA
15	Western Washington	487	0-0	NA
16	Nebraska-Kearney	463	0-0	NA
17	Washburn	374	0-0	NA
18	Regis	327	0-0	NA
19	Cal State San Bernardino	320	0-0	NA
20	Wingate	270	0-0	NA
21	Colorado Mesa	234	0-0	NA
22	Colorado School of Mines	204	0-0	NA
23	Cal Poly Pomona	163	0-0	NA
24	Gannon	153	0-0	NA
25	Lynn	122	0-0	NA

2023 LCU ROSTER



#	Player	Pos	Ht	Cl	*Sr.	Hometown/H.S./Previous Coll. Or Univ.
1	Mikalie Floyd	OH	5-11	Fr.	4	Pampa, Texas / Pampa High School /
2	Olivia Elofsson	DS	5-8	So.	3	Fort Worth, Texas / Lake Country Christian School /
3	Ramsey Clark	DS	5-6	Fr.	4	Midland, Texas / Midland Christian High School /
4	Kayton Genenbacher	S	5-5	Jr.	2	Lubbock, Texas / Frenship High School /
5	Kiana Fallaha	OH	5-8	Jr.	2	San Antonio, Texas / Harlan High School /
6	Raylynn Adams	S	5-7	Fr.	4	Dodd City, Texas / Tom Bean High School /
7	Lily Bickley	RS	5-10	So.	3	Fort Worth, Texas / V.R. Eaton High School /
8	Chloe Menard	DS	5-8	Sr.	2	Graham, Texas / Graham High School /
9	Kalli Dalland	MB	6-1	Sr.	2	Johnson City, Texas / L.B. Johnson High School /
10	Payton Murray	OH	5-10	So.	3	Holliday, Texas / Holliday High School /
11	Tatum Fleitman	RS	6-0	Fr.	4	Lindsay, Texas / Lindsay High School /
12	Madysen Eberly	MB	5-9	Fr.	4	Amarillo, Texas / Bushland High School /
13	Macie Morgan	OH	5-9	Jr.	2	Fort Worth, Texas / Homeschool / Ranger College
14	Austen Goodgion	MB	5-10	Fr.	4	Denton, Texas / Liberty Christian High School /
15	Lacie Schooley	S	5-11	Jr.	2	Roswell, N.M. / Goddard High School / New Mexico J.C.
18	Jaiedyn Rankin	DS	5-7	Fr.	4	Gilbert, Ariz. / Highland High School /

*Sr. - Seasons of Athletic Eligibility Remaining (including this season)

Head Coach: Keith Giboney (Lubbock Christian, 1993)

Assistant Coach: Michal Giboney (Lubbock Christian, 1993)

PRONUNCIATIONS

2 - ELOFSON - ell'ef-sun
 4 - GENENBACHER - Ginn'n-bocker (not jenn)
 5 - FALLAHA - fuh-LAW'HAW
 9 - DALLAND - DAWland
 11 - FLEITMAN - FLEETman
 14 - GOODGION - Good-John
 15 - SCHOOLEY - School-EE

CHAPS - shaps

SOCIAL MEDIA ROSTER

Social media profile account names are listed on the LCU team website roster...

LSC PLAYERS OF THE WEEK

	Offensive	School	Defensive	School	Setter	School
Sept. 5	--	-	--	-	--	-



FACEBOOK/LCUCAPS
 TWITTER: @LCUchaps
 YOUTUBE: #LCUathletics

HEAD COACH KEITH GIBONEY

AT LCU: 2nd Season (31-24)
OVERALL: 19th Season (415-195)

PERSONAL

HOMETOWN: Scottsdale, Ariz.

SPOUSE: Michal

CHILDREN: Emily, Abbey

EDUCATION

Lubbock Christian / 1993

Texas A&M - Commerce

COACHING EXPERIENCE

Lubbock Christian High School (4 seasons)

Dallas Christian High School (2 seasons)

Harding (13 seasons) 337-122

Alabama Huntsville 47-49

LCU (2nd season) 31-24

GIBONEY YEAR-BY-YEAR RESULTS

	Ovr.	Conf.
1999	26-11	9-3
2000	21-16	6-6
2001	24-13	9-3
2002	29-7	11-1
2003	30-9	11-1
2004	30-8	12-0
2005	33-5	13-1
2006	24-9	12-0
2007	25-9	11-1
2008	24-9	10-2
2009	28-7	11-1
2010	18-11	10-2
2011	25-8	13-3
<i>Harding Totals</i>	<i>337-122</i>	<i>136-24</i>

2013	12-21	7-11
2014	16-13	10-10
2015	19-15	10-10
<i>UAH Totals</i>	<i>47-49</i>	<i>27-31</i>

2021	20-8	14-3
2022	11-16	7-9
2023	0-0	0-0
<i>LCU Totals</i>	<i>31-24</i>	<i>21-12</i>

Keith Giboney became the seventh head coach in LCU volleyball history, as he was appointed as the head coach prior to the 2021 season.

Giboney's volleyball roots in Lubbock date back to 1993, as he coached four seasons at Lubbock Christian High School and claimed three TAPPS state titles and posted a coaching record of 110-25. He made the move to Dallas, Texas in 1997 and won a fourth TAPPS title over a two-year stint at Dallas Christian High School before transitioning to the NCAA Division II coaching ranks at Harding University in Searcy, Ark.



He spent 13 seasons at Harding and claimed seven Gulf South Conference titles and was a five-time GSC West Division Coach of the Year. Giboney had a 337-122 (.734) overall record at Harding and posted a conference record of 136-24 (.850), which included two undefeated seasons and 11 consecutive seasons of losing three matches or less. In 2010, Giboney was named the GSC Coach of the Decade. He led the Bison to four NCAA Division II Tournament appearances.

Before joining LCU in 2021, Giboney spent his previous three coaching seasons at University of Alabama Huntsville (UAH), where he compiled a 47-49 record. The Chargers qualified for the GSC tournament in each of his three seasons. In 2016, Giboney left coaching and returned to Searcy, where he made the move to work in athletic sales.

He made an immediate impact coaching the Lady Chaps in 2021. LCU, preseason picked No.14 in the LSC Preseason Rankings, LCU rattled off a 20-8 record in 2021, finishing in a share of third place with a 14-3 conference mark. The Lady Chaps picked up their first LSC Championship (conference tournament) victory in program history. LCU had a 17-win improvement over the season prior to Giboney's arrival.

In 18 seasons coaching NCAA Division II volleyball, Giboney has a career coaching record of 415-195 (.680). His 400th career win was achieved Oct.30, 2021 against UT Permian Basin inside Rip Griffin Center. He completed his Bachelor's Degree at LCU (1993), where he met his wife Michal Warren. Michal played volleyball at LCU from 1990-93 and was the program's career digs leader when she graduated (1,677, which currently ranks eighth in program history). She was a teammate of former LCU volleyball head coach Jennifer Lawrence. Keith and Michal have two daughters, Emily and Abbey, and one grandson, Hudson.

MICHAL GIBONEY - ASSISTANT COACH

Michal Giboney was named assistant coach prior to the 2021 season, marking the return of a former Lady Chaparrals spiker.



Michal, the wife of Keith Giboney, played volleyball at LCU from 1990-93 (under head coach Dave Carter) and was the program's career digs leader when she graduated (1,677, which currently ranks eighth in program history). The Academic All-America selection was a right side hitter and setter, and was a teammate of former LCU volleyball head coach Jennifer Lawrence. Warren_Giboney

She joined the staff after 12 years coaching at the club level. The Cloudcroft, N.M. native helped start the volleyball program at Lubbock Cooper High School, where she coached one season (1994) and then headed to Lubbock Christian High School. Making the move to Searcy, Ark. alongside Keith, she joined his staff at Harding University before starting the volleyball program at Harding Academy in 2008. She coached at Harding Academy five seasons (2008-12), winning an Arkansas 3A state title in 2011. In three varsity seasons, she compiled an overall record of 81-12 and a conference record of 42-2.

Michal graduated from LCU in 1994 and completed her Master's Degree at Harding in 2001.

GIBONEY BY-THE-NUMBERS

4	4	7	5
NCAA POSTSEASON APPEARANCES	TAPPS TEXAS HIGH SCHOOL TITLES	CONFERENCE TITLES IN DIV.II	CONFERENCE COACH OF THE YEAR HONORS

GIBONEY AGAINST THE FOES (AT LCU)

Adams State.....0-1	St. Mary's.....0-3
Alaska Anchorage.....0-1	Texas - Permian Basin.....2-0
Alaska Fairbanks.....0-1	Texas - Tyler.....0-3
Angelo State.....0-3	Texas A&M Int'l.....1-1
Arkansas Ft. Smith.....1-1	Texas A&M - Commerce.....1-0
Bentley.....1-0	Texas A&M - Kingsville.....1-1
Cameron.....2-0	Texas Woman's.....2-0
Colo. Colorado Springs.....2-0	Washburn.....0-1
Colo. / Mines.....0-1	Wayland Baptist.....2-0
Dallas Baptist.....2-1	West Texas A&M.....1-2
Eastern New Mexico.....1-1	Western New Mexico.....2-0
Emmanuel College (Ga.)...1-0	William Jewell.....0-1
Fort Lewis College.....1-0	
Midwestern State.....2-0	
Oklahoma Christian.....3-0	
Pittsburg State.....0-1	
Southwestern Okla. State..1-0	
St. Edward's.....2-1	

2022 FINAL STATISTICS

Overall record: 11-16 Conf: 7-9 Home: 8-4 Away: 2-8 Neutral: 1-4

#	Player	sp	Attack					Set		Serve			re	Dig			Blocking						points
			k	k/s	e	ta	pct	a	a/s	sa	se	sa/s		dig	dig/s	bs	ba	total	blk/s	be	bhe		
1	Zoe Parker	85	2	0.02	1	10	.100	8	0.09	25	19	0.29	19	130	1.53	1	0	1	0.01	0	1	28.0	
2	Olivia Elofsson	21	1	0.05	0	4	.250	5	0.24	3	4	0.14	3	41	1.95	0	0	0	0.00	0	0	4.0	
3	Kaitlyn Mayo	20	45	2.25	22	116	.198	0	0.00	0	0	0.00	0	6	0.30	0	4	4	0.20	0	0	47.0	
4	Kayton Genenbacher	100	74	0.74	17	192	.297	969	9.69	21	8	0.21	0	257	2.57	1	39	40	0.40	1	4	115.5	
5	Kiana Fallaha	87	214	2.46	110	666	.156	2	0.02	0	2	0.00	7	50	0.57	0	25	25	0.29	1	1	226.5	
6	Sailey Six	39	0	0.00	0	0	.000	3	0.08	2	3	0.05	6	38	0.97	0	0	0	0.00	0	0	2.0	
7	Lily Bickley	90	210	2.33	80	561	.232	4	0.04	0	1	0.00	0	60	0.67	4	35	39	0.43	0	1	231.5	
8	Chloe Menard	87	2	0.02	3	28	-.036	5	0.06	20	16	0.23	17	154	1.77	0	0	0	0.00	0	0	22.0	
9	Kalli Dalland	75	112	1.49	52	298	.201	2	0.03	11	8	0.15	0	39	0.52	13	50	63	0.84	0	1	161.0	
10	Hailey Cournoyer	34	54	1.59	23	134	.231	4	0.12	0	2	0.00	0	7	0.21	7	24	31	0.91	0	1	73.0	
12	Payton Murray	34	70	2.06	40	211	.142	0	0.00	0	0	0.00	0	20	0.59	1	13	14	0.41	1	0	77.5	
13	Sage Chain	96	210	2.19	77	536	.248	6	0.06	13	19	0.14	0	34	0.35	30	69	99	1.03	0	1	287.5	
14	Kendall Mahaney	100	2	0.02	2	16	.000	60	0.60	13	21	0.13	30	431	4.31	0	0	0	0.00	0	0	15.0	
16	Mady McCully	86	1	0.01	2	23	-.043	18	0.21	12	6	0.14	17	178	2.07	0	0	0	0.00	0	0	13.0	
18	Allie Rice	6	0	0.00	0	0	.000	18	3.00	0	0	0.00	0	3	0.50	0	0	0	0.00	0	0	0.0	
20	Aaliyah Gray	85	194	2.28	88	806	.132	3	0.04	6	4	0.07	11	105	1.24	0	28	28	0.33	2	1	214.0	
LUBBOCK CHRISTIAN		100	1191	11.91	517	3601	.187	1107	11.07	126	113	1.26	168	1553	15.53	57	287	200.5	2.01	5	11	1517.5	
Opponents		100	1313	13.13	590	3747	.193	1223	12.23	168	146	1.68	126	1583	15.83	43	421	253.5	2.54	3	40	1734.5	

Team Statistics			LCU	OPP	Date	Opponent	Score	Score by set	Att.	
ATTACK					08/25/22	at Alas. Anchorage	L	0-3	12-25,19-25,14-25	650
Kills	1191	1313	08/26/22	vs Pittsburg St.	L	1-3	23-25,25-22,18-25,19-25	150		
Errors	517	590	08/27/22	vs Alas. Fairbanks	L	1-3	23-25,25-15,17-25,22-25	150		
Total Attacks	3601	3747	08/27/22	vs Emmanuel (GA)	w	3-0	25-17,25-7,25-20	150		
Attack Pct	.187	.193	09/01/22	SOUTHWESTERN OKLA.	w	3-0	25-23,25-15,25-23	202		
Kills/Set	11.9	13.1	09/02/22	FORT LEWIS	w	3-1	25-14,17-25,25-19,25-15	201		
SET					09/03/22	ADAMS ST.	L	0-3	20-25,21-25,20-25	29
Assists	1107	1223	09/03/22	UC-COLO. SPRINGS	w	3-2	25-18,21-25,25-23,23-25,15-8	193		
Attempts	3603	3789	09/08/22	vs UT Tyler	L	1-3	20-25,25-21,15-25,22-25	64		
Assist Pct	.307	.323	09/09/22	vs West Tex. A&M	L	0-3	19-25,21-25,22-25	134		
Assists/Set	11.1	12.2	09/10/22	at Angelo St.	L	1-3	25-17,24-26,16-25,19-25	689		
SERVE					*09/16/22	ARK.-FORT SMITH	L	2-3	25-22,25-19,22-25,16-25,11-15	181
Aces	126	168	*09/17/22	OKLA. CHRISTIAN	w	3-0	25-7,25-20,25-22	142		
Errors	113	146	*09/23/22	at Dallas Baptist	L	1-3	26-24,17-25,20-25,16-25	427		
Attempts	2140	2142	*09/24/22	at UT Tyler	L	0-3	18-25,16-25,19-25	524		
Serve Pct	.947	.932	*09/28/22	MIDWESTERN ST.	w	3-0	25-14,25-11,25-16	142		
Aces/Set	1.3	1.7	*09/30/22	ST. EDWARD'S	w	3-2	25-22,25-12,19-25,21-25,15-6	222		
SERVE RECEPTIONS					*10/01/22	ST. MARY'S (TX)	L	0-3	20-25,21-25,23-25	141
Errors	168	126	*10/05/22	TEXAS WOMAN'S	w	3-2	26-24,25-22,23-25,13-25,15-12	231		
Errors/Set	1.7	1.3	*10/07/22	at Angelo St.	L	2-3	20-25,25-10,19-25,25-23,10-15	512		
Attempts	1996	2028	*10/08/22	at Tex. Permian Basin	w	3-0	25-23,25-21,25-22	176		
Reception Pct	.916	.938	*10/14/22	at Tex. A&M-Kingsville	L	0-3	21-25,18-25,20-25	675		
DEFENSE					*10/15/22	at Tex. A&M Int'l	L	1-3	25-18,20-25,24-26,23-25	300
Digs	1553	1583	*10/19/22	WEST TEX. A&M	L	0-3	13-25,14-25,16-25	369		
Digs/Set	15.5	15.8	*10/22/22	at Cameron	w	3-0	25-20,25-20,25-12	175		
BLOCKING					*11/02/22	at Eastern N.M.	L	1-3	24-26,20-25,26-24,15-25	293
Block Solo	57	43	*11/05/22	WESTERN N.M.	w	3-1	23-25,25-12,25-10,25-19	178		
Block Assist	287	421	Record in 3-set matches:6-7 • Record in 4-set matches:2-7 • Record in 5-set matches:3-2							
Total Blocks	200.5	253.5								
Blocks/Set	2.0	2.5								
Block Errors	5	3								
Ball handling errors	11	40								
ATTENDANCE										
Total	2231	4421								
Dates/Avg Per Date	12/186	10/442								
Neutral site #/Avg	5/130									
Current win streak	1	-								
Home win streak	1	-								

CAREER STATISTICS

BICKLEY, Lily

SEASON	TEAM	SM-MP	K	K/S	E	TA	PCT	A	A/S	SA	SA/S	SE	DIG	D/S	RE	BS	BA	TB	B/S	BE	BHE	PTS	PTS/S
2022-23	LCU	90-27	210	2.33	80	561	.232	4	0.04	0	0.00	1	60	0.67	0	4	35	39	0.43	0	1	231.5	2.57
TOTAL		90 - 27	210	2.33	80	561	.232	4	0.04	0	0.00	1	60	0.67	0	4	35	39	0.43	0	1	231.5	2.57

Single Game Highs

Statistic	Value	
Kills	16	vs Alas. Fairbanks 08/27/22
Attacks	39	vs Texas Woman's 10/05/22
Assists	2	at Angelo St. 10/07/22
Digs	4	7 times
Blocks	5	vs Ark.-Fort Smith 09/16/22
Block solos	3	vs Pittsburg St. 08/26/22
Block assists	5	vs Ark.-Fort Smith 09/16/22

DALLAND, Kalli

SEASON	TEAM	SM-MP	K	K/S	E	TA	PCT	A	A/S	SA	SA/S	SE	DIG	D/S	RE	BS	BA	TB	B/S	BE	BHE	PTS	PTS/S
2020-21	LCU	45-13	57	1.27	37	175	.114	1	0.02	0	0.00	3	13	0.29	1	7	23	30	0.67	1	6	75.5	1.68
2021-22	LCU	31-13	29	0.94	16	103	.126	2	0.06	0	0.00	0	10	0.32	0	2	11	13	0.42	2	1	36.5	1.18
2022-23	LCU	75-25	112	1.49	52	298	.201	2	0.03	11	0.15	8	39	0.52	0	13	50	63	0.84	0	1	161.0	2.15
TOTAL		151 - 51	198	1.31	105	576	.161	5	0.03	11	0.07	11	62	0.41	1	22	84	106	0.70	3	8	273.0	1.81

Single Game Highs

Statistic	Value	
Kills	13	vs Ark.-Fort Smith 09/16/22
Attacks	32	vs Ark.-Fort Smith 09/16/22
Assists	1	5 times
Serve Aces	3	at Tex. A&M Int'l 10/15/22
Digs	6	at Cameron 10/22/22
Blocks	9	vs Ark.-Fort Smith 09/16/22
Block solos	4	at Tex. A&M Int'l 10/15/22
Block assists	8	vs Ark.-Fort Smith 09/16/22

ELOFSSON, Olivia

SEASON	TEAM	SM-MP	K	K/S	E	TA	PCT	A	A/S	SA	SA/S	SE	DIG	D/S	RE	BS	BA	TB	B/S	BE	BHE	PTS	PTS/S
2022-23	LCU	21-9	1	0.05	0	4	.250	5	0.24	3	0.14	4	41	1.95	3	0	0	0	0.00	0	0	4.0	0.19
TOTAL		21 - 9	1	0.05	0	4	.250	5	0.24	3	0.14	4	41	1.95	3	0	0	0	0.00	0	0	4.0	0.19

Single Game Highs

Statistic	Value	
Kills	1	at Eastern N.M. 11/02/22
Attacks	1	at Eastern N.M. 11/02/22, at Tex. A&M Int'l 10/15/22, vs Western N.M. 11/05/22, at UT Tyler 09/24/22
Assists	2	at Cameron 10/22/22
Serve Aces	2	at Eastern N.M. 11/02/22
Digs	13	vs Western N.M. 11/05/22

LCU VOLLEYBALL MATCH NOTES
FALLAHA, Kiana

SEASON	TEAM	SM-MP	K	K/S	E	TA	PCT	A	A/S	SA	SA/S	SE	DIG	D/S	RE	BS	BA	TB	B/S	BE	BHE	PTS	PTS/S
2021-22	LCU	8-6	14	1.75	3	36	.306	0	0.00	1	0.13	0	6	0.75	0	0	3	3	0.38	0	0	16.5	2.06
2022-23	LCU	87-24	214	2.46	110	666	.156	2	0.02	0	0.00	2	50	0.57	7	0	25	25	0.29	1	1	226.5	2.60
TOTAL		95 - 30	228	2.40	113	702	.164	2	0.02	1	0.01	2	56	0.59	7	0	28	28	0.29	1	1	243.0	2.56

Single Game Highs

Statistic	Value	
Kills	18	vs UC-Colo. Springs 09/03/22
Attacks	51	vs St. Edward's 09/30/22
Assists	1	vs West Tex. A&M 09/09/22, vs Pittsburg St. 08/26/22
Serve Aces	1	vs Bentley 09/04/21
Digs	5	vs St. Edward's 09/30/22
Blocks	5	vs Pittsburg St. 08/26/22
Block assists	5	vs Pittsburg St. 08/26/22

GENENBACHER, Kayton

SEASON	TEAM	SM-MP	K	K/S	E	TA	PCT	A	A/S	SA	SA/S	SE	DIG	D/S	RE	BS	BA	TB	B/S	BE	BHE	PTS	PTS/S
2021-22	LCU	26-12	14	0.54	1	26	.500	117	4.50	2	0.08	1	41	1.58	0	0	2	2	0.08	0	2	17.0	0.65
2022-23	LCU	100-27	74	0.74	17	192	.297	969	9.69	21	0.21	8	257	2.57	0	1	39	40	0.40	1	4	115.5	1.16
TOTAL		126 - 39	88	0.70	18	218	.321	1086	8.62	23	0.18	9	298	2.37	0	1	41	42	0.33	1	6	132.5	1.05

Single Game Highs

Statistic	Value	
Kills	9	vs Western N.M. 11/05/22
Attacks	14	vs UC-Colo. Springs 09/03/22
Assists	63	vs UC-Colo. Springs 09/03/22
Serve Aces	4	vs Fort Lewis 09/02/22
Digs	23	at Angelo St. 10/07/22
Blocks	4	vs Ark.-Fort Smith 09/16/22
Block solos	1	at Eastern N.M. 11/02/22
Block assists	4	vs Ark.-Fort Smith 09/16/22

MENARD, Chloe

SEASON	TEAM	SM-MP	K	K/S	E	TA	PCT	A	A/S	SA	SA/S	SE	DIG	D/S	RE	BS	BA	TB	B/S	BE	BHE	PTS	PTS/S
2020-21	LCU	40-13	0	0.00	0	20	.000	8	0.20	6	0.15	8	78	1.95	8	0	0	0	0.00	0	1	6.0	0.15
2021-22	LCU	96-27	4	0.04	2	51	.039	11	0.11	21	0.22	12	209	2.18	12	0	1	1	0.01	0	0	25.5	0.27
2022-23	LCU	87-25	2	0.02	3	28	-.036	5	0.06	20	0.23	16	154	1.77	17	0	0	0	0.00	0	0	22.0	0.25
TOTAL		223 - 65	6	0.03	5	99	.010	24	0.11	47	0.21	36	441	1.98	37	0	1	1	0.00	0	1	53.5	0.24

Single Game Highs

Statistic	Value	
Kills	1	6 times
Attacks	6	at Texas Woman's 10/16/21
Assists	3	at Eastern N.M. 11/02/22
Serve Aces	5	vs Tex. A&M-Kingsville 10/02/21, at Cameron 10/22/22
Digs	15	vs Tex. A&M-Commerce 10/23/21, at Tex. A&M Int'l 10/15/22, vs St. Edward's 09/30/22
Blocks	1	vs Washburn 09/10/21
Block assists	1	vs Washburn 09/10/21

MURRAY, Payton

SEASON	TEAM	SM-MP	K	K/S	E	TA	PCT	A	A/S	SA	SA/S	SE	DIG	D/S	RE	BS	BA	TB	B/S	BE	BHE	PTS	PTS/S
2022-23	LCU	34-17	70	2.06	40	211	.142	0	0.00	0	0.00	0	20	0.59	0	1	13	14	0.41	1	0	77.5	2.28
TOTAL		34 - 17	70	2.06	40	211	.142	0	0.00	0	0.00	0	20	0.59	0	1	13	14	0.41	1	0	77.5	2.28

Single Game Highs

Statistic	Value	
Kills	11	at Eastern N.M. 11/02/22
Attacks	34	at Tex. A&M Int'l 10/15/22
Digs	7	vs Pittsburg St. 08/26/22
Blocks	3	vs Okla. Christian 09/17/22
Block solos	1	at Tex. A&M Int'l 10/15/22
Block assists	3	vs Okla. Christian 09/17/22

OPPONENT BREAKDOWN BLACK HILLS STATE (2-2,0-0)



Location: Spearfish, S.D.
Enrollment: 4,489
Head Coach: Bree Davis
Assistant Coach: Dillon Dahl

ALL-TIME RESULTS (N/A)

DATE WINNER
9/13/19 LCU (H) 3-1

(H) Won By The Home Team
(A) Won By The Away Team

LCU SERIES HIGHS

Kills: 58 vs. BHSU 9/13/19
Individual Kills: 16 Hannah Thomas 9/13/19
Assists: 50 vs. BHSU 9/13/19
Individual Assists: 46 Bradi Marshall 9/13/19
Aces: 5 vs. BHSU 9/13/19
Individual Aces: 2 Bradi Marshall 9/13/19
Digs: 78 vs. BHSU 9/13/19
Individual Digs: 21 Maddie DeGuire 9/13/19
Blocks: 7 vs. BHSU 9/13/19
Individual Blocks: 6 Hailey Courmoyer 9/13/19

ROSTER

#	Full Name	Pos.	Ht.	Hometown	High School	Previous School	Academic Year
1	Erin Weibel	L/DS	5-4	Casper, Wyo.	Natrona County H.S.		So.
2	Abigail Renner	OH	5-9	Lander, Wyo.	Lander H.S.		Jr.
3	Mianna Cardenas	MH	5-10	Casper, Wyo.	Kelly Walsch H.S.		Fr.
4	Eden Schlinger	L	5-5	Bismarck, N.D.		Bismarck St. Coll.	Jr.
5	Haedyn Rhoades	L	5-3	Douglas, Wyo.	Douglas H.S.		Sr.
6	Aiyana Byrd	MH	5-10	Meadow, S.D.	Faith H.S.		So.
7	Audrey Brgoch	OH/RS	5-11	Parker, Col.	Lutheran H.S.		So.
8	Elena Atkinson	S	5-10	Severance, Colo.	Severance H.S.		Fr.
9	Emma Kruger	S	5-7	Thornton, Colo.	Horizon H.S.		Fr.
10	Katie Bell	L/DS	5-6	Colorado Springs, Col.	Pine Creek H.S.		So.
11	Izzy Saiki	OH/DS	6-0	Thornton, Colo.	Horizon H.S.		Fr.
12	Alyson Louderback	MH/RS	5-9	Upton, Wyo.	Upton H.S.		So.
13	Hannah Lamon	S	5-6	Henefer, Utah		W'ern Wyoming CC	Sr.
14	Emily Freeland	OH/RS	6-0	Evanston, Wyo.	Evanston H.S.		So.
15	Kate Mohrmann	MH	6-0	Sheridan, Wyo.	Big Horn H.S.		Fr.
16	Randi Wellhoefer	MB/RS	6-3	Oshkosh, Wisc.		Western Colorado	Jr.
18	Ceylin Kizilkaya	MB	6-0	Ankara, Turkey		Indian River St.Coll.	Jr.
20	Jaeda Davis-Golliher	MB	6-0	Centennial, Colo.		Western Colorado	Jr.

2022 TEAM STATISTICS

Overall Record: 5-21 Conf: 4-14 Home: 2-7 Away: 2-7 Neutral: 1-7

#	Player	SP	K	K/S	E	TA	Pct	A	A/S	SA	SE	SA/S	RE	DIG	DIG/S	BS	BA	BLK	BLK/S	BE	BHE	PTS
1	Weibel, Erin	23	0	0.00	1	3	-.333	0	0.00	0	6	0.00	11	32	1.39	0	0	0	0.00	0	0	0
2	Renner, Abigail	93	209	2.25	94	666	.173	2	0.02	8	7	0.09	23	76	0.82	2	10	12.0	0.13	0	0	224.0
3	Marx, Karly	97	30	0.31	7	144	.160	834	8.60	17	24	0.18	0	181	1.87	4	16	20.0	0.21	4	36	59.0
4	Franklin, Brooke	84	0	0.00	0	21	.000	12	0.14	15	17	0.18	27	155	1.85	0	0	0	0.00	0	0	15.0
5	Rhoades, Haedyn	97	4	0.04	2	57	.035	72	0.74	18	32	0.19	11	500	5.15	0	0	0	0.00	0	0	22.0
6	Byrd, Aiyana	82	100	1.22	63	330	.112	0	0.00	1	4	0.01	0	8	0.10	10	45	55.0	0.67	7	4	133.5
7	Brgoch, Audrey	72	13	0.18	12	58	.017	0	0.00	21	29	0.29	12	38	0.53	1	0	1.0	0.01	0	0	35.0
8	Cerrone, Kindra	97	227	2.34	127	730	.137	16	0.16	24	37	0.25	9	210	2.16	6	40	46.0	0.47	7	2	277.0
10	Bell, Katie	32	0	0.00	0	8	.000	6	0.19	3	4	0.09	18	34	1.06	0	0	0	0.00	0	0	3.0
11	Widdoss, Casey	38	52	1.37	39	191	.068	2	0.05	0	0	0.00	0	11	0.29	2	20	22.0	0.58	1	0	64.0
13	Lamon, Hannah	17	2	0.12	1	12	.083	64	3.76	6	11	0.35	0	23	1.35	0	0	0	0.00	0	3	8.0
15	Hoopman, Madison	88	284	3.23	140	729	.198	3	0.03	15	17	0.17	23	174	1.98	7	20	27.0	0.31	6	2	316.0
16	Armstrong, Jady	3	0	0.00	0	1	.000	7	2.33	0	1	0.00	0	0	0.00	0	0	0	0.00	0	0	0
17	Robinson, Mariah	79	140	1.77	74	402	.164	2	0.03	2	7	0.03	2	27	0.34	19	25	44.0	0.56	1	1	173.5
19	Freeland, Emily	15	16	1.07	14	65	.031	1	0.07	0	0	0.00	1	3	0.20	1	1	2.0	0.13	1	0	17.5
TM	Team	97	0	0.00	0	0	0	0	0.00	0	0	0.00	43	0	0.00	0	0	0	0.00	0	0	0
Total		97	1077	11.10	574	3417	.147	1021	10.53	130	196	1.34	180	1472	15.18	52	177	140.5	1.45	27	48	1,347.5
Opponents		97	1166	12.02	443	3292	.220	1068	11.01	180	157	1.86	130	1544	15.92	83	252	209.0	2.15	24	30	1,555.0

Team Statistics	BHSU	OPP
ATTACK		
Kills	1077	1166
Errors	574	443
Total Attacks	3417	3292
Attacks Pct	.147	.220
Kills/Set	11.1	12.0
SET		
Assists	1021	1068
Assists Per Set	10.5	11.0
SERVE		
Aces	130	180
Errors	196	157
Aces Per Set	1.3	1.9
SERVE/RECEPTIONS		
Errors	180	130
Errors Per Set	1.9	1.3
DEFENSE		
Digs	1472	1544
Digs Per Set	15.2	15.9
BLOCKING		
Solo	52	83
Assists	177	252
Blocks	140.5	209.0
Blocks Per Set	1.4	2.2
Errors	27	24
Ball Handling Errors	48	30
ATTENDANCE		
Total	3,410	3,941
Dates-Avg Per Date	9/379	11/358
Neutral Site #-Avg	6/158	-

C	Date	Opponent	W	L	Score	Score by Set	Att.
	8/26/2022	at Rockhurst	L	0-3	20-25, 21-25, 24-26		300
	8/26/2022	vs Missouri Western	W	3-1	25-23, 16-25, 25-13, 25-14		350
	8/27/2022	vs Minnesota St.	L	1-3	18-25, 18-25, 25-18, 12-25		100
	8/27/2022	vs Hillsdale	L	2-3	16-25, 25-21, 25-13, 10-25, 12-15		100
	9/01/2022	at Alas. Fairbanks	L	1-3	20-25, 16-25, 25-23, 15-25		317
	9/02/2022	vs Ark.-Fort Smith	L	1-3	25-27, 25-23, 25-27, 16-25		100
	9/02/2022	vs Alas. Anchorage	L	0-3	13-25, 20-25, 19-25		180
	9/03/2022	vs Fla. Southern	L	0-3	15-25, 20-25, 17-25		120
*	9/06/2022	SOUTH DAKOTA MINES	L	2-3	25-17, 27-29, 19-25, 27-25, 10-15		778
*	9/10/2022	at CSU Pueblo	L	0-3	20-25, 15-25, 18-25		147
*	9/16/2022	CHADRON ST.	L	2-3	23-25, 18-25, 25-18, 25-13, 12-15		934
*	9/17/2022	COLO. SCH. OF MINES	L	1-3	14-25, 21-25, 25-17, 22-25		193
*	9/20/2022	at South Dakota Mines	W	3-0	25-20, 25-17, 25-22		200
*	9/24/2022	at Regis (CO)	L	0-3	16-25, 12-25, 11-25		415
*	9/30/2022	at Colo. Christian	L	0-3	11-22, 20-25, 20-25		159
*	10/01/2022	at MSU Denver	L	0-3	12-25, 14-25, 16-25		288
*	10/07/2022	COLORADO MESA	L	0-3	16-25, 9-25, 12-25		205
*	10/08/2022	WESTMINSTER (UT)	W	3-1	25-18, 22-25, 25-15, 25-22		237
*	10/14/2022	WESTERN COLO.	W	3-1	25-17, 25-15, 22-25, 25-19		323
*	10/15/2022	FORT LEWIS	L	1-3	25-16, 21-25, 19-25, 16-25		203
*	10/21/2022	at Adams St.	L	2-3	25-18, 18-25, 16-25, 28-26, 10-15		1,265
*	10/22/2022	at N.M. Highlands	L	1-3	25-17, 19-25, 16-25, 20-25		50
	10/28/2022	UC-COLO. SPRINGS	L	0-3	18-25, 23-25, 20-25		304
*	10/29/2022	CSU PUEBLO	L	0-3	11-25, 13-25, 15-25		233
*	11/04/2022	at Colo. Sch. of Mines	L	0-3	15-25, 19-25, 12-25		415
*	11/05/2022	at Chadron St.	W	3-2	25-22, 18-25, 15-25, 25-18, 17-15		385

* = Conference game

OPPONENT BREAKDOWN

MARY (N.D.) (0-0, 0-0)



Location: Bismarck, N.D.

Enrollment: 3,900

Head Coach: Abby Pollart

Assistant Coaches: Bree Spenner, Thalia-
nette Garcia

ALL-TIME RESULTS (No Prior Meeting)

DATE WINNER

- -

(H) Won By The Home Team

(A) Won By The Away Team

ROSTER

#	Name	Pos.	Ht.	Yr.	Hometown	High School / Previous School
2	Nehkyah Ellis	OH	5-11	Gr.	Central Point, Ore.	Crater HS
3	Chloe Solheid	DS	5-6	Fr.	Apple Valley, MN	Eastview HS
4	Maddy Freed	S	5-10	So.	Lawrence, Kan.	Lawrence HS
5	Emily Torborg	MH	5-11	Sr.	Lakeville, Minn.	Lakeville South HS
6	Ally Gruber	OH	5-10	Sr.	Belgrade, Minn.	BBE HS / NDSCS / Lake Superior St.
7	Kameron Selvig	S	5-8	Sr.	Jamestown, N.D.	Jamestown HS
8	Kayla Lewinski	RS/OH	5-11	Jr.	Menomonee Falls, Wisc.	Sussex Hamilton HS
9	McKenna Kirkpatrick	M	5-11	Jr.	Chapman, Kan.	Chapman HS / Colby CC
10	Karina Hixon	S/DS	5-7	Fr.	Valley Center, CA	Valley Center HS
11	Olivia Dickerson	RSH/MH	5-10	Sr.	Bismarck, N.D.	Bismarck HS
12	Emily Baumstarck	RS / OH	6-0	Sr.	Worland, Wyo.	Northwest CC
14	Maddie Cooper	MH	6-0	Jr.	Fargo, N.D.	Fargo Davies HS
15	Reyna Isenbart	RS / S	5-11	Sr.	Stratton, Colo.	Kit Carson HS / Otero JC
17	Robi Binagi	OH / RS	5-10	Jr.	Pewaukee, Wisc.	Kettle Moraine HS
18	Alexandria Harper	M	5-11	Jr.	Las Vegas, Nev.	Nevada State HS
21	Chloe Lieser	S	5-6	Jr.	Cold Spring, Minn.	Rocori HS
22	Kaia Sueker	DS/L	5-5	Jr.	Marshall, Minn.	Marshall HS

2022 TEAM STATISTICS

Overall Record: 6-22 Conf: 5-15 Home: 3-7 Away: 2-10 Neutral: 1-5

#	Player	SP	Attack					Set		Serve			Dig			Block		PTS					
			K	K/S	E	TA	Pct	A/S	SE	SA/S	RE	DIG	DIG/S	BS	BA	BLK	BLK/S	BE	BHE				
2	Ellis, Nehkyah	95	238	2.51	132	930	.114	13	0.14	27	38	0.28	39	288	3.03	1	18	19.0	0.20	1	2	275.0	
4	Freed, Maddy	84	19	0.23	7	112	.107	541	6.44	2	5	0.02	0	107	1.27	1	26	27.0	0.32	1	14	35.0	
5	Torborg, Emily	60	94	1.57	56	402	.095	9	0.15	9	20	0.15	28	128	2.13	2	7	9.0	0.15	2	1	108.5	
6	Gruber, Ally	34	56	1.65	38	237	.076	3	0.09	7	5	0.21	8	54	1.59	1	4	5.0	0.15	0	0	66.0	
7	Selvig, Kameron	85	10	0.12	3	54	.130	223	2.62	13	25	0.15	0	111	1.31	0	9	9.0	0.11	0	12	27.5	
8	Lewinski, Kayla	13	4	0.31	13	33	-.273	0	0.00	2	3	0.15	6	3	0.23	0	0	0.00	0	0	0	6.0	
9	Kirkpatrick, McKenna	84	40	0.48	14	160	.163	5	0.06	26	24	0.31	0	51	0.61	5	46	51.0	0.61	3	0	94.0	
11	Dickerson, Olivia	1	0	0.00	0	0	0	0	0.00	1	1	1.00	0	0	0.00	0	0	0.00	0	0	0	1.0	
12	Baumstarck, Emily	30	8	0.27	4	25	.160	0	0.00	9	12	0.30	0	8	0.27	0	1	1.0	0.03	0	0	17.5	
14	Cooper, Maddie	96	178	1.85	62	500	.232	4	0.04	1	1	0.01	0	28	0.29	16	51	67.0	0.70	2	3	220.5	
15	Isenbart, Reyna	96	158	1.65	67	602	.151	6	0.06	1	8	0.01	1	115	1.20	3	56	59.0	0.61	6	3	190.0	
17	Binagi, Robi	29	68	2.34	55	223	.058	2	0.07	2	8	0.07	14	56	1.93	0	7	7.0	0.24	0	1	73.5	
18	Harper, Alexandria	55	61	1.11	32	181	.160	1	0.02	0	1	0.00	0	6	0.11	4	31	35.0	0.64	5	1	80.5	
21	Lieser, Chloe	76	3	0.04	8	48	-.104	9	0.12	15	28	0.20	18	124	1.63	0	0	0.00	0	0	0	18.0	
22	Sueker, Kaia	96	3	0.03	3	31	.000	50	0.52	23	17	0.24	22	451	4.70	0	0	0.00	0	0	1	26.0	
TM	Team	96	0	0.00	0	0	0	0	0.00	0	0	0.00	28	0	0.00	0	0	0.00	0	0	0	0	
Total			96	940	9.79	494	3538	.126	866	9.02	138	196	1.44	164	1530	15.94	33	256	161.0	1.68	20	38	1,239.0
Opponents			96	1309	13.64	510	3694	.216	1206	12.56	164	186	1.71	138	1803	18.78	36	243	157.5	1.64	20	35	1,630.5

Team Statistics	UMARY	OPP
ATTACK		
Kills	940	1309
Errors	494	510
Total Attacks	3538	3694
Attacks Pct	.126	.216
Kills/Set	9.8	13.6
SET		
Assists	866	1206
Assists Per Set	9.0	12.6
SERVE		
Aces	138	164
Errors	196	186
Aces Per Set	1.4	1.7
SERVE/RECEPTIONS		
Errors	164	138
Errors Per Set	1.7	1.4
DEFENSE		
Digs	1530	1803
Digs Per Set	15.9	18.8
BLOCKING		
Solo	33	36
Assists	256	243
Blocks	161.0	157.5
Blocks Per Set	1.7	1.6
Errors	20	20
Ball Handling Errors	38	35
ATTENDANCE		
Total	3,283	4,374
Dates-Avg Per Date	10/328	12/365
Neutral Site #-Avg	6/116	-

C	Date	Opponent	W	L	Score	Score by Set	Att.
	8/26/2022	vs Chadron St.	L	1-3	25-11, 24-26, 18-25, 17-25		105
	8/26/2022	at Mont. St. Billings	L	0-3	13-25, 21-25, 24-26		207
	8/27/2022	vs South Dakota Mines	L	1-3	22-25, 19-25, 25-16, 14-25		91
	8/27/2022	vs Saint Martin's	L	0-3	22-25, 19-25, 17-25		198
	9/02/2022	vs Ark.-Monticello	W	3-0	25-19, 25-19, 25-17		89
	9/02/2022	at Pittsburg St.	L	1-3	25-23, 24-26, 26-28, 20-25		127
	9/03/2022	vs Cameron	L	1-3	25-19, 24-26, 22-25, 24-26		119
	9/03/2022	vs N.M. Highlands	L	1-3	19-25, 26-24, 14-25, 23-25		95
*	9/09/2022	ST. CLOUD ST.	L	0-3	9-25, 12-25, 15-25		522
*	9/10/2022	MINN. DULUTH	L	0-3	14-25, 17-25, 19-25		195
*	9/16/2022	at Bemidji St.	L	0-3	13-25, 12-25, 16-25		392
*	9/17/2022	at Minn.-Crookston	W	3-2	26-28, 25-20, 19-25, 25-21, 15-13		289
*	9/23/2022	UPPER IOWA	L	0-3	19-25, 11-25, 10-25		223
*	9/24/2022	WINONA ST.	L	0-3	17-25, 14-25, 17-25		156
*	9/30/2022	at Concordia-St. Paul	L	0-3	17-25, 17-25, 11-25		359
*	10/01/2022	at Minnesota St.	L	0-3	6-25, 22-25, 20-25		313
*	10/04/2022	MINOT ST.	W	3-0	25-23, 26-24, 25-13		461
*	10/07/2022	SIOUX FALLS	L	0-3	19-25, 14-25, 14-25		141
	10/08/2022	SOUTHWEST MINN. ST.	L	0-3	23-25, 16-25, 29-31		146
*	10/14/2022	at Wayne St. (NE)	L	0-3	12-25, 13-25, 14-25		710
*	10/15/2022	at Augustana (SD)	L	0-3	24-26, 20-25, 18-25		392
*	10/20/2022	NORTHERN ST.	L	1-3	18-25, 27-25, 12-25, 21-25		813
*	10/22/2022	at MSU Moorhead	L	0-3	23-25, 14-25, 18-25		111
*	10/25/2022	at Minot St.	W	3-1	25-23, 25-17, 16-25, 25-19		469
*	10/28/2022	MINN.-CROOKSTON	W	3-1	25-20, 20-25, 25-17, 25-11		287
*	10/29/2022	BEMIDJI ST.	W	3-1	25-15, 25-14, 16-25, 25-20		339
*	11/04/2022	at Minn. Duluth	L	1-3	15-25, 15-25, 25-20, 19-25		531
*	11/05/2022	at St. Cloud St.	L	0-3	11-25, 16-25, 17-25		474

* = Conference game

LCU SERIES HIGHS

Kills:	-	-
Individual Kills:	-	-
Assists:	-	-
Individual Assists:	-	-
Aces:	-	-
Individual Aces:	-	-
Digs:	-	-
Individual Digs:	-	-
Blocks:	-	-
Individual Blocks:	-	-

OPPONENT BREAKDOWN MINOT STATE (0-0,0-0)



Location: Minot, N.D.

Enrollment: 2,800

Head Coach: Alex Lehocky

Assistant Coaches: Alex Courtney,

Madison LaLonde

ALL-TIME RESULTS (No Prior Meeting)

DATE WINNER

- -

(H) Won By The Home Team

(A) Won By The Away Team

ROSTER

#	Name	Pos.	Ht.	Year	Hometown	High School	Previous School
1	Viktoria Sedova	DS/L	5-5	So.	Bratislava, Slovakia	Gymnazium Bilikova	
2	Jaina Macaulay	S	5-7	So.	Clarkston, Mich.	Lake Orion HS	
3	Kendal Braun	DS/L	5-3	Jr.	Minot, N.D.	Our Redeemer's Christian	
4	Tea Boeckel	DS/L	5-2	Jr.	Minot, N.D.	Our Redeemer's Christian	
5	Milena Cernjanski	S/DS	5-8	Jr.	Belgrade, Serbia	Zemun Gymnasium	New Mexico JC
6	Bailee Brommenschenkel	MB	6-1	Jr.	Ada, Minn.	Ada Borup HS	ND St. Coll. Science
7	Jenna Pahlen	MB/RS	5-11	Sr.	Plummer, Minn.	Red Lake County Central HS	
8	Emily Kotelnikoff	OH/RS	5-10	Jr.	Saskatoon, Sask.	Centennial Collegiate	
9	Maggie Machado	OH	5-9	Jr.	Sao Paulo, Brazil	Marista Gloria	New Mexico JC
11	Sydney Upton	OH	5-11	So.	Minot, N.D.	Bishop Ryan HS	
12	Taylor Wyatt	MB	6-2	Jr.	Las Vegas, Nev.	Shadow Ridge HS	
13	Paige Ammerman	RS/S	5-10	Jr.	Durango, Colo.	Durango HS	
16	Savannah Wilson	MB	6-2	R-So.	Littleton, Colo.	Columbine HS	
18	Paulina Kowalska	RS	6-0	So.	Wroclaw, Poland	SMS Junior Wroclaw	Tabor College
20	Chloe Sherman	OH/DS	5-10	R-Fr.	Spokane, Wash.	Mead HS	

2022 TEAM STATISTICS

Overall Record: 1-26 Conf: 1-19 Home: 1-9 Away: 0-12 Neutral: 0-5

#	Player	SP	Attack					Set		Serve				Dig		Block		PTS					
			K	K/S	E	TA	Pct	A	A/S	SA	SE	SA/S	RE	DIG	DIG/S	BS	BA		BLK	BLK/S	RE	BHE	
1	Sedova, Viktoria	64	3	0.05	0	16	.188	.37	0.58	13	19	0.20	30	171	2.67	0	0	0	0.00	0	2	16.0	
2	Macaulay, Jaina	84	30	0.36	7	90	.256	.363	4.32	17	22	0.20	0	129	1.54	0	3	3.0	0.04	2	10	48.5	
3	Braun, Kendal	74	1	0.01	2	19	-.053	.22	0.30	10	9	0.14	30	169	2.28	0	0	0	0.00	0	1	11.0	
4	Boeckel, Tea	72	1	0.01	3	19	-.105	.15	0.21	15	13	0.21	27	106	1.47	0	0	0	0.00	0	0	16.0	
5	Koontz, Alexandra	84	170	2.02	129	648	.063	.6	0.07	10	28	0.12	40	162	1.93	3	17	20.0	0.24	3	0	191.5	
6	Wathen, Hailey	51	77	1.51	53	285	.084	.13	0.25	6	5	0.12	32	98	1.92	2	6	8.0	0.16	2	0	88.0	
7	Pahlen, Jenna	83	101	1.22	44	288	.198	.8	0.10	8	19	0.10	2	47	0.57	11	43	54.0	0.65	1	0	141.5	
8	Kotelnikoff, Emily	87	137	1.57	120	512	.033	.5	0.06	1	9	0.01	20	53	0.61	0	34	34.0	0.39	2	0	155.0	
9	Mercolini, Lucia	64	9	0.14	2	53	.132	.263	4.11	15	7	0.23	0	126	1.97	0	2	2.0	0.03	0	2	25.0	
11	Koontz, Kylie	78	94	1.21	65	340	.085	.3	0.04	0	0	0.00	0	24	0.31	0	26	26.0	0.33	9	1	107.0	
12	Wyatt, Taylor	90	146	1.62	69	341	.226	.6	0.07	0	0	0.00	0	9	0.10	6	35	41.0	0.46	3	0	169.5	
13	Ammerman, Paige	26	19	0.73	24	88	-.057	.1	0.04	1	0	0.04	0	8	0.31	0	4	4.0	0.15	0	0	22.0	
15	Upton, Sydney	16	13	0.81	21	68	-.118	.0	0.00	0	0	0.00	0	4	0.00	0	1	1.0	0.06	1	0	13.5	
16	Wilson, Savannah	14	9	0.64	6	24	.125	.0	0.00	0	2	0.00	1	4	0.29	1	5	6.0	0.43	1	0	12.5	
20	Scott, Emily	36	1	0.03	0	1	1.000	.0	0.00	7	12	0.19	1	13	0.36	0	0	0	0.00	0	0	8.0	
TM	Team	87	0	0.00	0	0	0	.0	0.00	0	0	0.00	28	0	0.00	0	0	0	0.00	0	0	0	
Total			90	811	9.01	545	2792	.095	742	8.24	103	145	1.14	215	1119	12.43	23	176	111.0	1.23	24	16	1,025.0
Opponents			90	1157	12.86	359	2811	.284	1060	11.78	215	162	2.39	103	1273	14.14	22	250	147.0	1.63	21	6	1,519.0

Team Statistics	MISU	OPP
ATTACK		
Kills	811	1157
Errors	545	359
Total Attacks	2792	2811
Attacks Pct	.095	.284
Kills/Set	9.0	12.9
SET		
Assists	742	1060
Assists Per Set	8.2	11.8
SERVE		
Aces	103	215
Errors	145	162
Aces Per Set	1.1	2.4
SERVE/RECEPTIONS		
Errors	215	103
Errors Per Set	2.4	1.1
DEFENSE		
Digs	1119	1273
Digs Per Set	12.4	14.1
BLOCKING		
Solo	23	22
Assists	176	250
Blocks	111.0	147.0
Blocks Per Set	1.2	1.6
Errors	24	21
Ball Handling Errors	16	6
ATTENDANCE		
Total	1,978	5,445
Dates-Avg Per Date	10/198	12/454
Neutral Site #-Avg	5/56	-

C Date	Opponent	W L	Score	Score by Set	Att.
8/26/2022	at Nebraska-Kerney	L	0-3	16-25, 10-25, 13-25	111
8/26/2022	vs Washburn	L	0-3	9-25, 12-25, 17-25	75
8/27/2022	vs Midwestern St.	L	2-3	25-22, 11-25, 25-19, 20-25, 12-15	55
8/27/2022	vs Central Wash.	L	0-3	15-25, 18-25, 14-25	65
9/02/2022	at Chadron St.	L	1-3	15-25, 25-19, 13-25, 24-26	210
9/03/2022	vs Mont. St. Billings	L	0-3	18-25, 15-25, 11-25	50
9/03/2022	vs Sioux Falls	L	0-3	11-25, 19-25, 16-25	35
* 9/09/2022	MINN. DULUTH	L	0-3	12-25, 11-25, 15-25	312
* 9/10/2022	ST. CLOUD ST.	L	0-3	14-25, 10-25, 19-25	127
* 9/16/2022	at Minn.-Crookston	L	2-3	21-25, 25-19, 25-20, 23-25, 13-15	402
* 9/17/2022	at Bemidji St.	L	0-3	14-25, 14-25, 16-25	281
* 9/23/2022	WINONA ST.	L	0-3	8-25, 20-25, 14-25	182
* 9/24/2022	UPPER IOWA	L	0-3	21-25, 13-25, 13-25	167
* 9/30/2022	at Minnesota St.	L	0-3	9-25, 19-25, 18-25	289
* 10/01/2022	at Concordia-St. Paul	L	0-3	9-25, 14-25, 14-25	531
* 10/04/2022	at Mary	L	0-3	23-25, 24-26, 13-25	461
* 10/07/2022	SOUTHWEST MINN. ST.	L	2-3	25-17, 18-25, 16-25, 28-26, 12-15	186
* 10/08/2022	SIOUX FALLS	L	0-3	16-25, 19-25, 10-25	118
* 10/14/2022	at Augustana (SD)	L	0-3	13-25, 10-25, 14-25	297
* 10/15/2022	at Wayne St. (NE)	L	0-3	13-25, 13-25, 11-25	473
* 10/20/2022	MSU MOORHEAD	L	0-3	18-25, 11-25, 21-25	106
* 10/22/2022	at Northern St.	L	0-3	16-25, 12-25, 14-25	1,281
* 10/25/2022	MARY	L	1-3	23-25, 17-25, 25-16, 19-25	469
* 10/28/2022	BEMIDJI ST.	L	0-3	14-25, 20-25, 18-25	160
* 10/29/2022	MINN.-CROOKSTON	W	3-1	25-17, 19-25, 25-13, 25-15	151
* 11/04/2022	at St. Cloud St.	L	0-3	16-25, 13-25, 13-25	514
* 11/05/2022	at Minn. Duluth	L	0-3	22-25, 10-25, 20-25	595

* = Conference game

LCU SERIES HIGHS

Kills:	-	-
Individual Kills:	-	-
Assists:	-	-
Individual Assists:	-	-
Aces:	-	-
Individual Aces:	-	-
Digs:	-	-
Individual Digs:	-	-
Blocks:	-	-
Individual Blocks:	-	-

OPPONENT BREAKDOWN MONTANA ST. BILLINGS (0-0,0-0)



Location: Billings, Mont.
Enrollment: 4,000
Head Coach: Casey Bonner
Assistant Coach: Sam Jennison

ALL-TIME RESULTS (No Prior Meeting)

DATE WINNER

- -

(H) Won By The Home Team
(A) Won By The Away Team

ROSTER

No.	Name	Pos.	Ht.	Yr.	Exp.	Hometown (Previous Schools)
1	Christine Funk	DS/L	5-4	JR	2V	Choteau, MT (Choteau)
2	Aubrey Allison	DS/L	5-8	FR	HS	Billings, MT (Shepherd HS)
3	Kennedy Juranek	DS/L	5-9	SR	3V	Wilsonville, OR (Wilsonville)
4	Hailey Carroll	DS/L	5-5	SR	4V	Las Vegas, NV (Faith Lutheran)
5	Kenzie Nealon	OH	6-0	FR	HS	Richland, WA (Richland HS)
6	Avarey Stuff	DS/L	5-6	FR	HS	Great Falls, MT (Charles M. Russell HS)
7	Jahsita Fa'ali'i	OH	5-9	SR	3V	Lathrop, CA (Lathrop)
8	Julia Gordon	MB	6-1	FR	HS	Farmington, MN (Farmington HS)
9	Bailey Nichols	RS/S	5-10	FR	HS	Castle Rock, CO (Douglas County HS)
10	Grace Offill-Jackson	OPP	6-1	FR	HS	Claremont, CA (Claremont HS)
11	Emma Fa'alogo	S	5-8	FR	HS	Harbor City, CA (St. Joseph HS)
12	Olivia Schwartz	OH	5-10	SR	3V	Spokane, WA (Joel E. Ferris)
13	Hannah Hayden	MB	6-2	SR	4V	Lakewood, CO (Lakewood)
14	Marissa Allen	MB	6-2	FR	HS	Pocatello, ID (Century HS)
15	Paiten Langston	MB	6-1	SR	2V	West Jordan, UT (Copper Hills/Yavapai Coll.)

2022 TEAM STATISTICS

Overall Record: 7-20 Conf: 0-18 Home: 5-9 Away: 1-10 Neutral: 1-1

#	Player	Attack						Set		Serve				Dig		Block				PTS		
		SP	K	K/S	E	TA	Pct	A	A/S	SA	SE	SA/S	RE	DIG	DIG/S	BS	BA	BLK	BLK/S		RE	BHE
1	Funk, Christine	95	2	0.02	0	27	.074	61	0.64	23	22	0.24	18	358	3.77	0	0	0	0.00	0	0	25.0
2	King, Alexis	71	5	0.07	3	28	.071	259	3.65	19	31	0.27	0	114	1.61	0	1	1.0	0.01	0	9	24.5
3	Juranek, Kennedy	95	2	0.02	1	21	.048	33	0.35	18	16	0.19	21	260	2.74	0	0	0	0.00	0	0	20.0
4	Carroll, Hailey	33	2	0.06	0	10	.200	33	1.00	4	7	0.12	14	59	1.79	0	0	0	0.00	0	1	6.0
5	Hashbarger, Hannah	92	7	0.08	1	78	.077	514	5.59	14	19	0.15	0	177	1.92	0	6	6.0	0.07	0	3	24.0
6	Spoja, Avery	13	6	0.46	5	15	.067	1	0.08	4	2	0.31	1	5	0.38	1	4	5.0	0.38	0	0	13.0
6	Spoja, Avery	1	0	0.00	0	1	.000	0	0.00	0	0	0.00	0	0	0.00	0	0	0	0.00	0	0	0
7	Fa'ali'i, Jah	4	10	2.50	5	58	.086	1	0.25	0	0	0.00	0	6	1.50	0	3	3.0	0.75	0	0	11.5
7	Fa'ali'i, Jahsita	85	198	2.33	116	709	.116	15	0.18	29	26	0.34	37	210	2.47	3	20	23.0	0.27	1	0	240.0
8	Havokost, Caty	93	242	2.60	137	825	.127	3	0.03	1	1	0.01	34	45	0.48	7	23	30.0	0.32	0	1	261.5
10	Burlingame, Emma	50	44	0.88	23	159	.132	1	0.02	1	0	0.02	4	6	0.12	1	21	22.0	0.44	2	0	56.5
11	Whitney, Carlyn	18	18	1.00	6	54	.222	0	0.00	0	0	0.00	0	2	0.11	0	7	7.0	0.39	0	1	21.5
12	Schwartz, Olivia	59	89	1.51	74	259	.058	2	0.03	0	1	0.00	6	26	0.44	1	10	11.0	0.19	1	0	95.0
13	Hayden, Hannah	93	81	0.87	35	256	.180	4	0.04	0	0	0.00	2	26	0.28	9	61	70.0	0.75	2	0	120.5
15	Langston, Paiten	89	144	1.62	50	344	.273	7	0.08	24	24	0.27	2	28	0.31	14	63	77.0	0.87	6	1	213.5
16	Gentz, Lily	84	147	1.75	69	490	.159	0	0.00	3	2	0.04	12	57	0.68	1	41	42.0	0.50	0	0	171.5
TM	Team	34	0	0.00	4	6	-.667	1	0.03	0	0	0.00	32	0	0.00	0	0	0	0.00	0	0	0
Total		95	997	10.49	529	3340	.140	935	9.84	140	151	1.47	183	1379	14.52	37	260	167.0	1.76	12	16	1,304.0
Opponents		95	1247	13.13	450	3396	.235	1143	12.03	183	213	1.93	140	1486	15.64	35	302	186.0	1.96	6	27	1,616.0

Team Statistics	MSUB	OPP
ATTACK		
Kills	997	1247
Errors	529	450
Total Attacks	3340	3396
Attacks Pct	.140	.235
Kills/Set	10.5	13.1
SET		
Assists	935	1143
Assists Per Set	9.8	12.0
SERVE		
Aces	140	183
Errors	151	213
Aces Per Set	1.5	1.9
SERVE/RECEPTIONS		
Errors	183	140
Errors Per Set	1.9	1.5
DEFENSE		
Digs	1379	1486
Digs Per Set	14.5	15.6
BLOCKING		
Solo	37	35
Assists	260	302
Blocks	167.0	186.0
Blocks Per Set	1.8	2.0
Errors	12	6
Ball Handling Errors	16	27
ATTENDANCE		
Total	3,033	3,900
Dates-Avg Per Date	14/217	11/355
Neutral Site #-Avg	2/61	-

C Date	Opponent	W L	Score	Score by Set	Att.
8/26/2022	MSU MOORHEAD	W	3-2	16-25, 16-25, 27-25, 25-23, 15-8	205
8/26/2022	MARY	W	3-0	25-13, 25-21, 26-24	207
8/27/2022	CHADRON ST.	W	3-0	28-26, 25-23, 25-23	207
8/27/2022	SOUTH DAKOTA MINES	W	3-0	25-23, 25-18, 25-13	246
9/02/2022	vs Sioux Falls	L	2-3	17-25, 15-25, 25-20, 27-25, 13-15	72
9/03/2022	vs Minot St.	W	3-0	25-18, 25-15, 25-11	50
9/03/2022	at Chadron St.	W	3-1	18-25, 25-13, 25-23, 25-22	166
* 9/08/2022	at Simon Fraser	L	0-3	23-25, 13-25, 20-25	602
* 9/10/2022	at Western Wash.	L	0-3	15-25, 20-25, 17-25	295
* 9/15/2022	ALAS. ANCHORAGE	L	0-3	16-25, 17-25, 17-25	333
* 9/17/2022	ALAS. FAIRBANKS	L	0-3	18-25, 19-25, 23-25	282
* 9/22/2022	at Central Wash.	L	1-3	22-25, 26-24, 18-25, 25-27	444
* 9/24/2022	at Northwest Nazarene	L	0-3	11-25, 11-25, 22-25	487
9/27/2022	ROCKY MOUNTAIN	W	3-0	25-23, 29-27, 25-20	412
* 9/29/2022	SAINT MARTIN'S	L	0-3	18-25, 21-25, 24-26	174
* 10/01/2022	WESTERN ORE.	L	0-3	17-25, 14-25, 24-26	214
* 10/08/2022	at Seattle Pacific	L	0-3	15-25, 22-25, 20-25	204
* 10/13/2022	at Alas. Fairbanks	L	0-3	17-25, 19-25, 20-25	340
* 10/15/2022	at Alas. Anchorage	L	0-3	16-25, 7-25, 19-25	1,059
10/18/2022	at Rocky Mountain	L	1-3	25-22, 24-26, 18-25, 16-25	0
* 10/20/2022	NORTHWEST NAZARENE	L	0-3	17-25, 17-25, 15-25	211
* 10/22/2022	CENTRAL WASH.	L	2-3	19-25, 25-20, 13-25, 25-16, 8-15	121
* 10/27/2022	at Western Ore.	L	1-3	16-25, 25-23, 25-27, 19-25	217
* 10/29/2022	at Saint Martin's	L	2-3	25-23, 25-19, 23-25, 15-25, 14-16	86
* 11/05/2022	SEATTLE PACIFIC	L	1-3	25-23, 15-25, 6-25, 11-25	75
* 11/10/2022	WESTERN WASH.	L	0-3	19-25, 18-25, 11-25	142
* 11/12/2022	SIMON FRASER	L	1-3	21-25, 15-25, 25-19, 15-25	204

* = Conference game

LCU SERIES HIGHS

Kills:	-	-
Individual Kills:	-	-
Assists:	-	-
Individual Assists:	-	-
Aces:	-	-
Individual Aces:	-	-
Digs:	-	-
Individual Digs:	-	-
Blocks:	-	-
Individual Blocks:	-	-

LCU SINGLE SEASON LEADERS

GAMES (SETS) PLAYED



158	Jennifer McCulley	1999
157	Amy Patten	1999
156	Tracie Jasso, Mindy Jones	1999
155	Kari Bezner	1999
150	Lauren Hackney, Courtney Yonke	2008
149	Kelsey Odell	2008
148	Elissa Loynes	2008

ACES



67	Mandy Moffitt	2003
65	Stacy Simpson	2003
57	Debbie Adrian	1985
55	Debbie Hendricks	1985
54	Kelsey Odell	2006
53	Michelle Bliss	1993
52	Julie Williams	2002
51	Shelby Smith	2000
50	Karen Escamilla	2001
46	Karen Escamilla	1999

KILLS



827	Mindy Jones	1999
635	Mindy Jones	1998
536	Julie Williams	1999
519	Mindy Jones	2000
509	Michelle Hinojos	1985
490	Janice Stephenson	1981
456	Katie McGuire	2006
454	Elissa Loynes	2008
442	Kacey Deterding	2013
437	Suzanne Childress	2007


SOLO BLOCKS



135	Sharon Slade	1985
117	Stephanie Raley	1985
110	Michelle Hinojos	1985
93	Diane Fogarty	1979
87	April Parker	1988
82	Michelle Hinojos	1983
70	Stephanie Raley	1986
56	Denise Brensing	2005
54	Ashley Dyer	2005
53	Mindy Jones	1998



MANDY MOFFITT



MINDY JONES

BLOCK ASSISTS



152	Mindy Jones	1999
151	Magan McCormick	2003
148	April Willis	1997
146	Beth Ratliff	2003
132	Magan McCormick	2002
129	Beth Lankford	2001
121	Holly Ratliff	2001
119	Mindy Jones	2000
117	Mindy Jones	1998
116	Kari Horn	1998

ASSISTS





1,755	Mandy Moffitt	2001
1,750	Kari Bezner	1999
1,735	Mandy Moffitt	2002
1,653	Rachel Stuyvesant	2007
1,635	Mandy Moffitt	2003
1,611	Kari Bezner	1998
1,581	Shelby Smith	2000
1,390	Ashley Hardin	1996
1,343	Jordan Goings	2009
1,210	Rachel Stuyvesant	2008

DIGS



947	Courtney Yonke	2007
932	Courtney Yonke	2008
838	Hayley Geer	2005
755	Hayley Geer	2006
736	Meagan Kamplain	2005
676	Kelsie French	2016
650	Kelsie French	2015
646	Stacy Simpson	2003
645	Kelsie French	2017
615	Courtney Yonke	2009

LCU CAREER LEADERS

BETH LANKFORD

JANICE STEPHENSON
GAMES (SETS) PLAYED


573	Beth Lankford	2000-03
566	Mindy Jones	1997-00
564	Jennifer Moore	1998-01
555	Mandy Moffitt	2001-04
550	Kelsey Odell	2006-09
546	Karen Escamilla	1998-01
530	Courtney Yonke	2006-09
524	Julie Williams	1999-02
520	Hayley Geer	2003-06
514	Tahnee Elliott	1995-98

ACES


195	Mandy Moffitt	2001-04
171	Stacy Simpson	2000-03
147	Debbie Hendricks	1985-88
140	Kelsey Odell	2006-09
139	Stephanie Raley	1985-88
129	Julie Williams	1999-02
129	Karen Escamilla	1998-01
123	Jody Hamrick	1991-94
121	Hayley Geer	2003-06
119	Katie McGuire	2005-08

KILLS


2,174	Mindy Jones	1997-00
1,918	Julie Williams	1999-02
1,660	Beth Lankford	2000-03
1,604	Janice Stephenson	1978-81
1,503	Elissa Loynes	2007-10
1,481	Jody Hamrick	1991-94
1,437	Julie Williams	1999-02
1,418	Karen Escamilla	1998-01
1,376	Stacy Simpson	2000-03
1,264	Michelle Hinojos	1983-85

SOLO BLOCKS


281	Janice Stephenson	1978-81
271	Stephanie Raley	1985-88
261	Michelle Hinojos	1983-85
231	Sharon Slade	1984-86
171	Diane Fogarty	1978-79
152	Janis Rhea	1980-84
127 *	Mindy Jones	1997-00
90	Ashley Dyer	2005-06
78	Denise Brensing	2003-05
77	Brittany Hix	2005-07

* 1997 Statistics Unavailable

BLOCK ASSISTS


502	Beth Lankford	2000-03
475	Mindy Jones	1997-00
371	Magan McCormick	2001-04
350	Julie Williams	1999-02
303	Elissa Loynes	2007-10
298	Kari Horn	1996-98
241	Katie McGuire	2005-08
232	Ariel Froeschl	2013-16
227	Brittany Johnson	2009-12
218	Karen Escamilla	1998-01

ASSISTS


6,465	Mandy Moffitt	2001-04
3,982	Kari Bezner	1997-99
3,944	Rachel Stuyvesant	2006-08
3,892	Jordan Goings	2008-11
3,500	Beth Lankford	2000-03
3,303	Debbie Hendricks	1985-88
2,767	Erin Fisher	2011-14
2,761	Tiana Hergert	1989-92
2,430	Mallory Powell	2013-17
2,109	Bradi Marshall	2018-->

DIGS


3,018	Courtney Yonke	2006-09
2,580	Kelsie French	2015-18
2,353	Hayley Geer	2003-06
2,195	Meagan Kamplain	2002-05
1,961	Stacy Simpson	2000-03
1,886	Nikki Ralston	2009-12
1,704	Mandy Moffitt	2001-04
1,677	Michal Giboney	1990-93
1,402	Jody Hamrick	1991-94
1,329	Heather Secrest	1995-98

RADIO / TV HEADSHOT ROSTER



1 - MIKALIE FLOYD
Fr. | 5-11 | OH
Pampa, Texas



2 - OLIVIA ELOFSSON
So. | 5-8 | DS
Fort Worth, Texas



3 - RAMSEY CLARK
Fr. | 5-6 | DS
Midland, Texas



4 - KAYTON GENENBACHER
Jr. | 5-5 | S
Lubbock, Texas



5 - KIANA FALLAHA
Jr. | 5-8 | OH
San Antonio, Texas



6 - RAYLYNN ADAMS
Fr. | 5-7 | S
Dodd City, Texas



7 - LILY BICKLEY
So. | 5-10 | RS
Fort Worth, Texas



8 - CHLOE MENARD
Sr. | 5-8 | DS
Graham, Texas



9 - KALLI DALLAND
Sr. | 6-1 | MB
Johnson City, Texas



10 - PAYTON MURRAY
So. | 5-10 | OH
Holliday, Texas



11 - TATUM FLEITMAN
Fr. | 6-0 | RS
Lindsay, Texas



12 - MADISON EBERLY
Fr. | 5-9 | MB
Amarillo, Texas



13 - MACIE MORGAN
Jr. | 5-9 | OH
Fort Worth, Texas




14 - AUSTEN GOODGION
Fr. | 5-10 | MB
Denton, Texas



15 - LACIE SCHOOLEY
Jr. | 5-11 | S
Roswell, N.M.



18 - JAIEDYN RANKIN
Fr. | 5-7 | DS
Gilbert, Ariz.



KEITH GIBONEY
Head Coach
3rd Season



MICHAL GIBONEY
Assistant Coach
3rd Season



COURTNEY BURGESS
Assistant Athletic Trainer
1st Season