



LUBBOCK CHRISTIAN UNIVERSITY

2022-23 WOMEN'S BASKETBALL GAME NOTES

MEMBERS OF THE LONE STAR CONFERENCE - SIX NCAA REGION TOURNAMENT APPEARANCES - 2015-16, 18-19 & 20-21 NCAA DIV. II CHAMPIONS

WOMEN'S BASKETBALL GAME NOTES February 9, 2023

LCU LADY CHAPARRALS

Location Lubbock, Texas
Founded 1957
Enrollment 2,000
Affiliation NCAA Div. II
Conference Lone Star
Nickname Lady Chaparrals "Lady Chaps"
Athletic Director Scott Larson
Sports Information Chris Due
Head Coach Steve Gomez
Career Record (year) 492-140 / 20th

2022-23 LADY CHAPS SCHEDULE

Date	Opponent	Result
Oct. 29	vs. SAGU (Exhibition)	W 91-57
Nov. 5	vs. No.6 Missouri Southern (k)	L 64-65
Nov. 6	vs. Missouri Western (k)	L 96-101 (jt)
Nov. 11	vs. Colorado Christian	W 85-64
Nov. 12	vs. Colorado State Pueblo	W 76-58
Nov. 21	at Southwestern Oklahoma State	W 73-67
Nov. 26	vs. Oklahoma City (Exhibition)	W 74-65
Nov. 27	vs. Western Colorado	W 51-38
Dec. 1	vs. Oklahoma Christian*	W 88-61
Dec. 3	vs. Arkansas Fort Smith*	W 76-49
Dec. 8	at Texas A&M International*	L 47-60
Dec. 10	at Texas A&M Kingsville*	W 76-61
Dec. 16	vs. No.13 Ga.Southwestern St. (x)	L 59-70
Dec. 17	vs. No.15 Montana St. Billings (x)	W 60-58
Dec. 30	vs. Cameron*	W 85-34
Jan. 1	vs. Midwestern State*	W 74-63
Jan. 5	at UT Permian Basin*	W 73-60
Jan. 7	at Angelo State*	L 51-53
Jan. 12	vs. Eastern New Mexico*	W 77-55
Jan. 14	vs. Western New Mexico*	W 67-50
Jan. 19	at UT Tyler*	L 57-69
Jan. 21	at No.7 Texas Womans*	L 69-75
Jan. 26	at Midwestern State*	W 61-37
Jan. 28	at Cameron*	W 68-56
Feb. 2	vs. No.14 Angelo State*	L 57-60
Feb. 4	vs. UT Permian Basin*	W 70-50
Feb. 9	at Western New Mexico*	6:30 PM
Feb. 11	at Eastern New Mexico*	2:00 PM
Feb. 16	vs. St. Mary's*	5:30 PM
Feb. 18	vs. St. Edward's*	1:00 PM
Feb. 23	at West Texas A&M*	5:30 PM
Feb. 25	vs. West Texas A&M*	1:00 PM

* - Lone Star Conference Game Times are Central

k - D2CCA Tip-Off Classic (Kansas City, Mo.)
 x - Holiday Hoops Classic (Las Vegas, Nev.)



FACEBOOK/LCUCAPS
 TWITTER: @LCUCAPS
 INSTAGRAM: @LCUCAPS
 YOUTUBE: #LCUathletics



AT WESTERN NEW MEXICO

Thur. Feb. 9 - 6:30 PM (CT)

LONE STAR CONFERENCE / WEST DIV. GAME >> DRAG'S COURT (SILVER CITY, N.M.)

LIVE SCORING: <http://statb.us/v/lubb/434899>

RADIO: NONE

WATCH ONLINE: <http://www.lcuchaps.com/live>

LISTEN ONLINE: N/A

WNMU RECORD: 7-13, 5-11 (LONE STAR)

WNMU: HOME 6-4, ROAD 1-9, NEUTRAL 0-0

RANKINGS: N/A

ALL-TIME SERIES: LCU LEADS 15-10

LAST MEETING: 1/14/23 vs. WNMU (W 67-50)

LAST WIN BY LCU: 1/14/23

LAST WIN BY WNMU: 2/26/94



GAME
25

AT EASTERN NEW MEXICO

Sat. Feb. 11 - 2 PM (CT)

LONE STAR CONFERENCE / WEST DIV. GAME >> GREYHOUND ARENA (PORTALES, N.M.)

LIVE SCORING: <http://statb.us/v/lubb/430700>

RADIO: NONE

WATCH ONLINE: <http://www.lcuchaps.com/live>

LISTEN ONLINE: <https://bit.ly/3EpUm3A>

ENMU RECORD: 11-10, 8-8 (LONE STAR)

ENMU: HOME 6-5, ROAD 4-5, NEUTRAL 1-0

RANKINGS: N/A

ALL-TIME SERIES: ENMU LEADS 24-19

LAST MEETING: 1/12/23 vs. ENMU (W 77-55)

LAST WIN BY LCU: 1/12/23

LAST WIN BY ENMU: 1/16/20



GAME
26

TRIP OF ENCHANTMENT

Lubbock Christian University hits the road for a pair of Lone Star Conference West Division road games in New Mexico, with stops in Silver City, N.M. to face Western New Mexico (Thursday at 6:30 p.m. CT) and Portales, N.M. to battle Eastern New Mexico (Saturday at 2 p.m. CT). The Lady Chaps head onto the road to play two of their final three remaining home games of the regular season. LCU heads into the week in a three-way tie for third place of the LSC standings with an 11-5 conference mark. In the West Division, LCU is tied with West Texas A&M, as each are 8-2 in the division and behind a 9-2 Angelo State squad. LCU's magic number to clinch a LSC Championship tournament berth is "two."

AFTERMATH

Lubbock Christian University outscored UT Permian Basin 41-14 in the first half off 63.6% shooting from the field in the span to cruise past the Falcons 70-50 in a Lone Star Conference West Division meeting Saturday inside Rip Griffin Center.

The Lady Chaps received point-production from 12 of their 13

players, with Grace Foster (13 points) and Audrey Robertson (11 points) finishing in double digits. LCU finished 53.2% (25/47) from the field and 45% (9/20) from three-point range. They were also 11-of-12 (91.7%) from the free-throw line.

SEASON NOTES AND TRENDS

> Grace Foster is sprinkled throughout the statistical leaderboard in the LSC, as she is second in the LSC in double-doubles (with eight to tie for 37th nationally) and leads in rebounds (220, which is 20th nationally), while ranking second in rebounds per game (9.2, which is 44th nationally). On the offensive side, Foster leads the LSC in free-throw percentage (90.2%, 10th nationally) and fifth in the LSC in scoring (15.1 points per game).

> LCU leads the LSC in three-point shooting with a 34.5% shooting percentage from the perimeter this season, which has them 44th nationally. Opposing teams are shooting 25.3% from three-point range, which defensively places LCU second in the LSC in perimeter defense (13th nationally).



LUBBOCK CHRISTIAN (@LCUCAPS) LADY CHAPARRALS

Record: 16-8, 11-5 Lone Star
 Last Game: 70-50 W vs. UTPB
 Coach: Steve Gomez
 Gomez vs. WNMU: 10-0
 Gomez vs. ENMU: 11-3

PROJECTED STARTERS

Pos.	Player	Class	Pts/p	Reb/p
G	Audrey Robertson Jr.	Jr.	11.1	5.3
G	Shaylee Stovall Jr.	Jr.	8.1	1.3
G	Maci Maddox Jr.	Jr.	9.8	3.4
F	Grace Foster So.	So.	15.1	9.2
F	Martie McCoy Fr.	Fr.	2.3	2.2

LCU LEADERS

AVG. POINTS
15.1 Grace Foster

REBOUNDS

9.2 (220) Grace Foster

ASSISTS

4.6 (111) Maci Maddox

STEALS

2.0 (48) Maci Maddox



WESTERN NEW MEXICO (@WNMUATHLETICS) MUSTANGS

Record: 7-13, 5-11 Lone Star
 Last Game: 64-62 W vs. Midwestern St.
 Coach: Josh Pace
 Career Record: 14-33
 WNMU Record: 14-33

PROJECTED STARTERS

Pos.	Player	Class	Pts/p	Reb/p
G	Sydney Wright Jr.	Jr.	11.2	2.6
G	Delaney Cook Fr.	Fr.	4.6	1.8
G	Brooke Rodgers So.	So.	8.1	6.3
F	Diamond Moore Jr.	Jr.	11.1	6.8
F	Susi Namoa Jr.	Jr.	8.4	6.1

WNMU LEADERS

AVG. POINTS
11.2 Sydney Wright

REBOUNDS

6.8 (136) Diamond Moore

ASSISTS

2.2 (44) Sydney Wright

STEALS

1.3 (25) Brooke Rodgers



EASTERN NEW MEXICO (@ENMUATHLETICS) GREYHOUNDS

Record: 11-10, 8-8 Lone Star
 Last Game: 60-48 W vs. Cameron
 Coach: Meghan De los Reyes
 Career Record: 21-24
 ENMU Record: 21-24

PROJECTED STARTERS

Pos.	Player	Class	Pts/p	Reb/p
G	Bella Stone So.	So.	8.5	5.2
G	Ashley Shipley Jr.	Jr.	9.9	5.1
G/F	Deja Adrian Jr.	Jr.	17.3	6.9
F	Edecia Beck Sr.	Sr.	11.6	6.6
F	Lazurea Saunders Gr.	Gr.	7.5	6.1

ENMU LEADERS

AVG. POINTS
17.3 Deja Adrian

REBOUNDS

6.9 (118) Deja Adrian

ASSISTS

3.5 (74) Bella Stone

STEALS

1.8 (38) Bella Stone

LUBBOCK CHRISTIAN UNIVERSITY WOMEN'S BASKETBALL GAME NOTES

LCU's perimeter defense has held the opposition to a 20.5% three-point shooting percentage (33/161) over the last 10 games played. LCU has a 70-33 advantage in three-point field goals in the span.

> Maci Maddox leads the LSC with 111 assists (16th nationally) and is third with 4.6 assists per game (34th nationally). Defensively, Maddox ranks sixth in the LSC in steals (48) and seventh in steals per game (2.0).

> The Lady Chaps are averaging 37.7 rebounds per game, posting a high of 48 against Cameron (Dec. 30). LCU has not averaged over 40 rebounds in a season since averaging 40.3 during the 2015-16 season. Grace Foster (9.2) and Audrey Robertson (5.3) are each averaging 5.0-or-more rebounds per game. LCU sits second in the LSC in defensive rebounds per game (29.5, 16th nationally) and eighth in overall rebounds per game (37.7).

> LCU has a 356-287 scoring advantage from the line this season against their opposition (however, LCU has been outscored 116-92 from the line on the road). They have at least 20 points scored from the line seven times this season. On the campaign, LCU is shooting 77.2% (356/461) from the line, which leads the LSC and ranks 16th nationally. The Lady Chaps rank 24th nationally and fifth in the LSC in free-throws made per game (14.8). Grace Foster is 92-of-102 (90.2%) from the line this season to lead LCU. Audrey Robertson (67-of-83, 80.7%, fifth in the LSC) and Shaylee Stovall (50-of-62, 80.6%) are each shooting at least 80.0% from the line (of those reaching minimum requirements).

> The Lady Chaps are averaging 69.3 points per contest (averaged 65.9 per game last season), which ranks third in the LSC, and they have a trio of players averaging double figures in points. Grace Foster (15.1) and Audrey Robertson (11.1) lead the average scoring pace for the Lady Chaps.

> Defensively, Lubbock Christian is fifth in the LSC in blocks per game (3.3). Reese Schumann leads LCU in blocks (33), ranking third in the LSC (32nd nationally), and Grace Foster ranks 13th in the LSC with 20 blocks. Schumann's average of 1.4 blocks per game ranks fourth in the LSC.

> LCU's has dominated third quarters this season, as they have a 431-327 scoring advantage in the third quarter this season (average scoring advantage of 20.5 - 13.6). The 20.5 points per third quarter scoring mark leads as their highest single-quarter scoring average of the four quarters this season, and their 13.6 points allowed per third quarter ranks as their second-best defensive quarter of the four quarters this season (allow 13.3 points per quarter in first quarter).

ROAD ROCK'

The Lady Chaps are 5-4 in true road games this season. LCU, averaging 63.9 points per game on the road, are led in averages of 14.8 points and 8.3 rebounds per game from Grace Foster. LCU is averaging 4.2 more turnovers per game on the road (compared to the home team), as they average 15.7 turnovers per game on the road. Shaylee Stovall (17/38, 44.7%) and Rachel Haase (15/37, 40.5%) are each shooting over 40% from three-point range on the road this season. LCU (35.4%) is outshooting their opponents (25.0%) on the road from outside.

CONFERENCE CALL

Lubbock Christian is 11-5 in Lone Star Conference play and sits in a share of fourth place in the LSC (conference standings). A duo of Lady Chaps pace the scoring attack in conference play, as Grace Foster (14.8, which is sixth in the LSC) and Audrey Robertson (10.1) are averaging double figures in scoring in conference contests. Foster is also averaging 9.0 rebounds per game in conference (second in LSC). LCU is averaging 68.5 points per game (third in the LSC) in conference (shooting 43.8% from the field) and they have a 12.7-point (second in LSC) scoring margin (defense leads the LSC holding opponents to 55.8 points per game). Maddox averages 4.9 assists per game (leads the LSC), which helps LCU lead the LSC with a pace of 14.6 per conference game. Their assist/turnover ratio of 0.98 leads the LSC.

22-23 LADY CHAPS IN THE RANKINGS

	D2SIDA	WBCA
Preseason	13	23
Poll 1	18	(no poll)
Poll 2	16	-
Poll 3	RV	-
Poll 4	RV	-
Poll 5	RV	-
Poll 6	-	-
Poll 7	RV	-
Poll 8	RV	-
Poll 9	-	(no poll)
Poll 10	-	-
Poll 11	-	-
Poll 12	-	-
Poll 13	-	-
Poll 14	-	-
Poll 15	-	-
Poll 16	-	-
Poll 17	-	-

DIVIDING LINE

This season, the LSC returns to division play with an East and West division. The divisional leaders will represent the top two teams in the eight-team Lone Star Conference Championship (tournament) in Frisco, Texas. The remaining field of six teams will have their berth/seeding determined by conference record. LCU is 8-2 in West Division contests. Grace Foster leads LCU in divisional play with 16.7 points and 9.4 rebounds per game. Audrey Robertson (10.8) joins Foster in scoring with averages in double figures per game. LCU averages 68.3 points per game and is holding opponents to 51.8 points per game for a 16.5 scoring margin. The Lady Chaps averages an 18.2 - 10.9 scoring advantage in the second quarter of play during divisional contests.

RANKING THINGS

LCU is 1-4 against nationally ranked programs this season, with a Dec. 17 win over No.15 MSU Billings in Las Vegas, Nev. representing their lone win so far against a ranked opponent this season. They fell in their season opener (Nov.5) to No.6 Southern Missouri State and to No.13 Georgia Southwestern State (Dec. 16) in neutral site games before falling at No.7 Texas Woman's (Jan. 21) and at home against No.14 Angelo State (Feb.2). LCU went 6-0 against nationally ranked programs in 2020-21 and 3-2 in 2021-22 against the nations ranked foes (opened 3-0). The Lady Chaps have played five games against nationally ranked programs and eight games against programs either nationally ranked or receiving top-25 votes.

SWEET HOME (ON) CHICAGO

On Feb. 2, the NCAA Division II record home win streak came to a close, as LCU fell to Angelo State, which ended the record win streak at 113. The loss was LCU's first at home since Jan. 1, 2015 against Oklahoma City University. LCU, who also had a 7-0 mark in NCAA postseason play in Lubbock in the mix (not including a 4-0 mark in LSC postseason play), had also won 88 consecutive home conference games (their last conference home loss occurred Jan. 10, 2013 against Oklahoma City). They completed a 49-0 all-time mark in Heartland Conference home games (they are 35-1 in LSC home games). LCU also went 11-1 during their 113-game home win streak against nationally ranked programs.

NCAA DIVISION II'S LONGEST HOME WIN STREAKS

113 - Lubbock Christian Jan. 1, 2015 - Feb. 2, 2023
87 - Neb. Kearney Jan. 31, 1995-Nov. 24, 2001
85 - West Tex. A&M Jan. 9, 1987-Dec. 6, 1991

NCAA DIVISION LONGEST HOME WIN STREAKS BY DIVISION

Division I - 99 - UConn 2006/07 - 2011/12
Division II - 113 - Lubbock Christian Jan. 1, 2015 - Feb. 2, 2023
Division III - 121 - Amherst Jan. 31, 2009-Feb. 6, 2016

FIVE THINGS ABOUT WNMU

- > The Mustangs are 13-9 overall on the season, with a 7-13 record in LSC play (12th in the conference standings). They are fifth in the West Division with a 4-6 divisional record.
- > WNMU finished with a 6-17 overall record and finished 16th in the LSC with a 2-13 conference mark. They came into this season with a No.16 LSC Preseason pick.
- > The 'stangs are 6-4 at home this season. They have not a winning record at home since a 9-4 home record in 2014-15 (they were members of the RMAC at the time).
- > The Mustangs rank fourth in the LSC and 59th nationally in rebound margin with a 4.3 margin.
- > Sydney Wright is third in the LSC in three-point attempts this season with 149 (41st nationally). She makes 2.19 per game, which is sixth in the LSC.

THE SERIES AGAINST WNMU

The Mustangs and Lady Chaps are set to meet for the 26th time in an all-time series that dates back to 1980. WNMU has not defeated the Lady Chaps since 1994, which has led to LCU taking a 15-10 series advantage. LCU has won the prior 11 meetings, with the latest resulting in an 67-50 LCU win Jan. 14 in Lubbock, Texas. LCU is 5-3 in Silver City, N.M. against WNMU (four straight wins), with Dec. 11, 2021 marking the prior visit (67-39 LCU win). The 2019-20 season's home-and-home conference schedule marked the first time the two teams had a home-and-home set scheduled in a single season since 1994, when each were members of the NAIA.

ACTIVE LADY CHAP LEADERS VS. WNMU

LCU's active career leaders against WNMU:

Grace Foster 3gp, 10.3 pts p/g, 5.3 reb.
Audrey Robertson 5gp, 4.8 pts p/g
Reese Schumann 3gp, 4.7 pts p/g, 2.0 blocks p/g

PRIOR MEETING VS. WNMU

LUBBOCK, Texas (January 14, 2023) - Grace Foster produced a second straight double-double performance (14 points, 13 rebounds) and Reese Schumann (6 blocks) and Audrey Spurgin (9 points) each had career-high performances, which helped Lubbock Christian University get a second half surge to top Western New Mexico 67-50. The Lone Star Conference West Division victory for LCU marked their 112th consecutive home win inside Rip Griffin Center.

LCU overcame a sluggish first half in which there were three lead changes and the score tied on seven occasions. The Mustangs

LADY CHAPS HISTORY

NCAA NATIONAL CHAMPIONSHIPS
2016 2019 2021

NCAA TOURNAMENT APPEARANCES
2016 2018 2019 2020 2021 2022

NCAA DIV. II SOUTH CENTRAL REGION
TOURNAMENT CHAMPIONS
2016 2018 2019 2021

LONE STAR CONFERENCE
CHAMPIONS
2020,2021 (Won Tournament) 2021 (Regular Season)

LONE STAR CONFERENCE
DIVISION CHAMPIONS
2021 (West)

HEARTLAND CONFERENCE
2013/2014 First Place
2014/2015 Regular Season Champions
2015/2016 Regular Season Champions
2017/2018 Regular Season Champions
2018/2019 Regular Season Champions

HEARTLAND CONFERENCE
TOURNAMENT CHAMPIONS
2016 2018 2019

SAC CONFERENCE CHAMPIONS
2006/2007
2011/2012

SAC TOURNAMENT CHAMPIONS
2013

NAIA NATIONAL QUALIFIERS
2004 2009
2005 2010
2006 2011
2007 2012
2008 2013

NAIA SWEET SIXTEEN FINISH
2007
2009

NAIA ELITE EIGHT FINISH
2008
2011
2013

NAIA FAB FOUR SEMIFINALISTS
2012

NAIA NATIONAL FINALIST
2006

led for 8:25 of the 12:32 in which the game was not tied in the first half. WNMU ended the first half scoreless over the final 6:57, but they opened the second half scoring with a three-pointer from Susi Namao to cut LCU's lead to 24-22. WNMU's first two buckets of the second half were three-pointers, but the following three pointer (from Sydney Wright) was the only Mustangs points mixed into an 11-3 LCU run. Audrey Robertson had a pair of field goals and Stovall capped the run with a three-pointer with 6:26 left in the quarter for a 35-25 LCU lead. Mix in an 8-0 LCU run, which included a three-point play from Foster, and LCU would go on a 19-5 scoring surge for a 43-27 advantage with 3:15 left in the third quarter (LCU had a sequence in which they were 8-of-10 from the field in the third quarter). Foster closed the quarter with a three-pointer and LCU led 48-31 at the close of the quarter.

Spurgin came alive in the fourth quarter for LCU, scoring their first six points of the quarter. The Lady Chaps never let their lead slip under 17 points and led as much as 23 (67-44 with 1:41 remaining) after Rachel Haase opened a 7-2 run with a three-pointer.

Foster and Spurgin co-led LCU in second half scoring with eight points apiece. Ten (10) different Lady Chaps figured into the scoring in the second half and LCU shot 58.6% (17/29) from the field.

The numbers were huge improvement over the first half. LCU opened the game shooting 26.7% from the field in the first quarter and shot 25.8% (8/31) in the first half. The two teams combined to make one three-pointer on 14 attempts. The one trey was by LCU's Shaylee Stovall and it was connected on LCU's ninth attempt, as they ended the half 1-of-11 (9.1%) from long distance in the half. WNMU led as much as four points and LCU's largest lead of the first half came off a 9-0 run to end the half with a 24-19 lead.

Foster's double-double was her conference-leading

LUBBOCK CHRISTIAN UNIVERSITY WOMEN'S BASKETBALL GAME NOTES

seventh of the season. Schumann, whose career-high six blocks is the most by a Lady Chaps member this season, finished with 10 points and eight rebounds (was also a +24 in plus/minus), and joined Foster as the only other Lady Chaps member to finish with at least 10 points. The Audreys (Robertson and Spurgin) each finished with nine points. LCU finished the game shooting 41.7% from the field (25/60) and they were 50% (21/42) inside the arc (63.6% in the second half). Defensively, LCU held WNMU to 30.9% (21/68) shooting and they posted a season-high eight blocks.

WNMU received a double-double from Diamond Moore, who posted 17 points and 10 rebounds to lead the Mustangs in each category. Nanao finished with 12 points to join Moore in double figures.

FIVE THINGS ABOUT ENMU

1 > The Greyhounds are 11-10 on the season, with an 8-8 record in LSC play (seventh in the conference standings). They enter the week fourth in the West Division with a 5-5 divisional record.

2 > ENMU, who are coming off a 10-14 season in 2021-22 (6-10 LSC record, 11th in LSC), was preseason picked 10th in the LSC.

3 > The 'hounds are 6-5 at Greyhound Arena this season. They open the week Thursday hosting West Texas A&M.

4 > ENMU ranks second in the LSC in three-point attempts per game with 25.4 attempts from long range (23rd nationally). Ashley Shipley ranks seventh in the LSC with 2.1 three-pointers (made) per game.

5 > Edecia Beck ranks second in the LSC and 47th nationally with an 85.1% free-throw percentage (80/94). As a team, ENMU ranks 17th nationally (third in the LSC) with 21.8 free-throw attempts per game and 16th nationally (fourth in the LSC) with 15.2 free-throws made per game. Beck averages 4.4 points from the line per game.

THE SERIES AGAINST ENMU

The 'Hounds own a 24-19 all-time advantage against the Lady Chaps, but LCU has won 15 of the last 18 meetings. ENMU's win on Jan. 16, 2020 (69-68 in overtime in Portales, N.M.) ended a six-game win streak in the series for LCU, but LCU has responded with four consecutive wins in the series, including a 77-55 win in Lubbock on Jan. 12 (previous meeting). The Lady Chaps are 11-3 all-time against ENMU under head coach Steve Gomez. LCU is 5-16 all-time in Portales against ENMU, with all five wins coming over the previous nine visits (LCU won 66-43 on Feb. 17, 2022 in their previous visit).

ACTIVE LADY CHAP LEADERS VS. ENMU

LCU's active career leaders against ENMU:

Grace Foster 3gp, 11.7 pts p/g, 4/6 3-FG
Audrey Robertson 3gp, 9.3 pts p/g, 5/9 3-FG
Maci Maddox 3gp, 7.7 pts p/g, 9/15 FG

PRIOR MEETING VS. ENMU

LUBBOCK, TEXAS (January 12, 2023) - Grace Foster completed her sixth double-double of the season (17 points, 11 rebounds) and was joined by three additional Lady Chaparrals in double figures offensively, led by a career-high 13 points from Reese Schumann, as Lubbock Christian University shot a season-high 60.4% from the field to top Eastern New Mexico 77-55 in a Lone Star Conference West Division contest Thursday night. The win extended LCU's home win streak to 112 consecutive victories inside Rip Griffin Center.

Foster's team-leading sixth double-double performance got started early, as she posted eight points and four rebounds in the first quarter of play. Her point totals followed Shaylee Stovall opening the game's scoring with a three-pointer, which was part of five straight points for Stovall to open a 5-0 LCU lead. With 5:15 remaining in the first quarter, Foster hit a three-pointer and followed with an old-school three-pointer to open the first six points of an 8-0 run for a 15-6 lead with 3:33 remaining. LCU went without a field goal the remainder of the quarter and held for a 19-15 lead. LCU shot 66.7% (6/9) in the quarter, but was plagued by eight turnovers for a 9-2 scoring advantage for ENMU in points-off-turnovers.

LCU's drought from the field would end eight seconds into the second quarter, as Audrey Robertson nailed a three-pointer to build LCU's lead to 22-15. It would be LCU's largest lead for a while, as ENMU responded with an 8-2 run to trail 24-23 halfway through the quarter. Maci Maddox drained a three-pointer to hold the LCU lead, but Lazurea Saunders responded with a three-pointer for ENMU and it ignited a 7-2 run for a 30-29 ENMU lead with 3:01 remaining. Saunders capped the run with a layup and it turned out to be the final points for ENMU in the half. LCU closed the half on a 6-0 run, highlighted by an Audrey Robertson three-pointer, for a 35-30 halftime lead. Robertson led LCU with seven points in the second quarter, as her and Foster combined for 17 points in the first half.

The LCU lead fluctuated between 3-7 points throughout most of the third quarter. Each time ENMU cut LCU's lead to one possession, LCU had an answer. Stovall had a layup with LCU leading 35-32 (8:19 remaining), Foster hit a three-pointer with a 39-36 lead (6:34 remaining) and a layup leading 42-40 (5:31 remaining) and Robertson opened a 10-0 run with LCU leading 44-42 with 4:18 remaining to give LCU a 54-42 lead heading into the fourth quarter.

The run developed into a 14-0 run following Foster's layup 49 seconds into the fourth quarter for a 58-42 lead. Schumann had seven points in the fourth quarter, with five tallied during a 7-0 run, which was part of a 12-3 run for a 74-52 lead as 3:18 remained. LCU was 10-of-13 from the field in the final frame for a 76.9% shooting percentage. LCU outscored ENMU 23-13 in the fourth quarter and 42-25 in the second half.

Foster led LCU with 17 points off 7-of-10 shooting and was 2-of-2 from long range. She had a +29 plus/minus. Schumann was 5-of-5 from the field and had four blocks in her career-high 13-point outing. The two were joined offensively in double-figures by Robertson (12 points) and Stovall (10 points). Maci Maddox, with a +24 plus/minus, missed out joining the quartet (finished with nine points), but she posted seven assists and three steals. LCU was plagued early by 11 turnovers in the first half, but trimmed their turnover mark to seven

GAME-BY-GAME RESULTS AND HIGHS

Opponent	Date	Score	Points	Rebounds	Assists	Steals	Blocked shots
vs Mo. Southern St.	11/05/22	64-65	16-Grace Foster	11-Grace Foster	4-Audrey Robertson	2-Maci Maddox	2-Reese Schumann
vs Missouri Western	11/06/22	96-101	36-Grace Foster	11-Whitney Cox	6-Maci Maddox	4-Maci Maddox	3-Grace Foster
COLO. CHRISTIAN	11/11/22	85-64	14-Maci Maddox	10-Grace Foster	6-Audrey Robertson	4-Audrey Robertson	5-Reese Schumann
CSU PUEBLO	11/12/22	76-58	25-Grace Foster	11-Grace Foster	4-Maci Maddox	3-Maci Maddox	2-Whitney Cox
at Southwestern Okla.	11/21/22	73-67	22-Grace Foster	16-Grace Foster	7-Maci Maddox	2-Maci Maddox	2-Audrey Robertson
WESTERN COLO.	11/27/22	51-38	13-Maci Maddox	12-Grace Foster	2-Audrey Robertson	4-Maci Maddox	1-Grace Foster
OKLA. CHRISTIAN	12/01/22	88-61	19-Maci Maddox	6-Grace Foster	5-Maci Maddox	4-Audrey Robertson	4-Grace Foster
ARK.-FORT SMITH	12/03/22	76-49	14-Grace Foster	8-Grace Foster	5-Maci Maddox	2-Audrey Robertson	1-Reese Schumann
at Tex. A&M Int'l	12/08/22	47-60	11-Maci Maddox	10-Reese Schumann	3-Maci Maddox	2-Grace Foster	3-Reese Schumann
at Tex. A&M-Kingsville	12/10/22	76-61	21-Rachel Haase	14-Grace Foster	9-Maci Maddox	2-Maci Maddox	2-Reese Schumann
vs Ga. Southwestern	12/16/22	59-70	18-Carli Bostwick	9-Reese Schumann	3-Audrey Robertson	1-Audrey Robertson	2-Reese Schumann
vs Mont. St. Billings	12/17/22	60-58	19-Audrey Robertson	8-Maci Maddox	3-Audrey Robertson	1-Carli Bostwick	1-Whitney Cox
CAMERON	12/30/22	85-34	14-Rachel Haase	8-Audrey Robertson	4-Maci Maddox	3-Maci Maddox	1-Reese Schumann
MIDWESTERN ST.	01/01/23	74-63	27-Grace Foster	14-Grace Foster	8-Maci Maddox	3-Taylor Thomas	3-Grace Foster
at Tex. Permian Basin	01/05/23	73-60	20-Grace Foster	9-Audrey Robertson	5-Maci Maddox	4-Shaylee Stovall	2-Grace Foster
at Angelo St.	01/07/23	51-53	18-Audrey Robertson	12-Audrey Robertson	3-Maci Maddox	3-Audrey Robertson	1-Martie McCoy
EASTERN N.M.	01/12/23	77-55	17-Grace Foster	11-Grace Foster	7-Maci Maddox	3-Maci Maddox	4-Reese Schumann
WESTERN N.M.	01/14/23	67-50	14-Grace Foster	13-Grace Foster	5-Maci Maddox	1-Shaylee Stovall	6-Reese Schumann
at UT Tyler	01/19/23	57-69	14-Maci Maddox	10-Grace Foster	5-Maci Maddox	3-Audrey Robertson	None
at Texas Woman's	01/21/23	69-75	18-Shaylee Stovall	7-Maci Maddox	5-Maci Maddox	5-Maci Maddox	1-Maci Maddox
at Midwestern St.	01/26/23	61-37	12-Grace Foster	5-Audrey Robertson	4-Shaylee Stovall	1-Reese Schumann	2-Whitney Cox
at Cameron	01/28/23	68-56	23-Grace Foster	8-Audrey Robertson	5-Maci Maddox	1-Shaylee Stovall	1-Reese Schumann
ANGELO ST.	02/02/23	57-60	21-Grace Foster	17-Grace Foster	3-Grace Foster	2-Audrey Robertson	1-Reese Schumann
TEX. PERMIAN BASIN	02/04/23	70-50	13-Grace Foster	9-Grace Foster	5-Maci Maddox	2-Carli Bostwick	1-Reese Schumann

in the second half.

LCU was 60.4% from the field (29/48), going 20-of-28 (71.4%) inside the arc. Their shooting percentage from the field was their best shooting performance since a 65.1% clip on Mar. 13, 2021 (vs. Cameron).


ENMU (7-7, 4-5) outscored LCU 12-2 in second-chance scoring, as they had 13 offensive rebounds (LCU had one). Like LCU, the Greyhounds had four players in double figures. Deja Adrian led ENMU with 18 points, as Saunders and Bella Stone each had 13 points and Edecia Beck had 10 points. ENMU struggled from long distance, hitting their first three-pointer on their 10th attempt and their second on their 20th attempt. They finished 12.5% from three-point range (3/24) and shot 29.5% (18/61) overall from the field.

2022-2023 LCU ROSTER

No.	Name	Pos.	Ht.	Cl.	Yrs.Left	Hometown School	High School
0	Grace Foster	FW	6-1	So.	3	Childress, Texas	Childress H.S.
2	Maci Maddox	G	5-7	Jr.	3	Lubbock, Texas	Frenship H.S.
3	Audrey Robertson	G	5-8	Jr.	3	Kerrville, Texas	Tivy H.S.
4	Rachel Haase	G	5-8	So.	3	Amarillo, Texas	Amarillo H.S.
12	Taylor Thomas	G	5-9	Fr.	4	Canyon, Texas	Canyon H.S.
15	Shaylee Stovall	G	5-6	Jr.	3	Idalou, Texas	Idalou H.S.
20	Carli Bostwick	FW/G	5-10	So.	3	Lubbock, Texas	Homeschool (Lubbock Titans)
23	Martie McCoy	FW/G	5-11	Fr.	4	Muenster, Texas	Muenster H.S.
30	Audrey Spurgin	P	6-2	So.	3	Fredericksburg, Texas	Fredericksburg H.S.
31	Tia Johnson	FW/G	5-9	Fr.	4	Lubbock, Texas	Brownfield H.S.
33	Deja Johnson	FW/G	5-9	Fr.	4	Lubbock, Texas	Brownfield H.S.
34	Whitney Cox	FW	6-1	Sr.	2	Flower Mound, Texas	Flower Mound H.S.
40	Reese Schumann	P	6-1	So.	3	Houston, Texas	Clear Lake H.S.

Head Coach: Steve Gomez

Assistant Coaches: Vic Self, Kaycie Wilson, Julio Pacheco



PRONUNCIATIONS

HAASE: haw-SEE (like "Aussie" but add the "H" sound prior)
 STOVALL: stow-VAHL
 BOSTWICK: BOSStwick
 DEJA (Johnson): DAYja
 SPURGIN: spurJEN
 SCHUMANN: shewman

GEO PRONUNCIATIONS

Idalou: EYE-d'LEW
 Lubbock: Luhbuck
 Kerrville: K'RRville
 Muenster: MUHNster
 Tivy: TY-vee

CHAPS: shhapps (not CH-apps)

NCAA DIVISION II POLLS



WBCA DIV.II TOP 25 (2/7/22)

Rank	School	Pts	1st.	Prev.
1	Ashland (23-0)	575	23	1
2	Drury (21-1)	550	0	2
3	Tampa (21-1)	527	0	3
4	Texas Woman's (20-1)	497	0	4
5	Glenville State (20-2)	474	0	5
6	Grand Valley State (20-2)	464	0	6
7	Eckerd (19-3)	419	0	8
8	Western Washington (18-2)	397	0	9
9	Cal State Dominguez Hills (21-1)	383	0	10
10	Central Missouri (18-2)	351	0	7
11	Nebraska Kearney (22-3)	335	0	12
12t	Colorado Mines (19-3)	297	0	15
12t	Minnesota Duluth (20-3)	297	0	16
14	Minnesota State Mankato (19-3)	242	0	17
15	Cal State San Marcos (17-3)	225	0	19
16	Azusa Pacific (20-3)	223	0	18
17	Union, TN (17-3)	183	0	20
18	Assumption (19-3)	142	0	13
19	Thomas Jefferson (20-3)	133	0	22
20	Gannon (21-3)	122	0	23
21	Missouri Southern State (21-4)	98	0	24
22	Georgia Southwestern (17-4)	82	0	11
23	Montana State Billings (20-4)	53	0	RV
24	Michigan Tech (19-4)	47	0	RV
25	Catawba (18-4)	44	0	RV

Receiving Votes: Tuskegee (18-3) 42; Lee, TN (18-4) 33; Nova Southeastern (19-3) 31; Lenoir-Rhyne (18-4) 26; Missouri Western State (20-5) 25; Angelo State (19-4) 22; Belmont Abbey (17-4) 20; Shippensburg (18-3) 19; Valdosta State (17-4) 14; Augustana, SD (21-3) 10; West Virginia State (17-4) 9; Concordia Irvine (16-4) 4.
Dropped Out: No. 14 Lenoir-Rhyne (18-4); No. 20 Angelo State (19-4); No. 24 West Virginia State



D2SIDA DIV.II TOP 25 (2/7/22)

Rank	School	Rec	Pts	Prev.
1	Ashland (16)	23-0	400	1
2	Drury	21-1	366	2
3	Texas Woman's	20-1	361	3
4	Tampa	21-1	355	5
5	Cal State Dominguez Hills	21-1	335	4
6	Minnesota Duluth	20-3	312	6
7	Glenville State	20-2	296	20
8	Western Washington	18-2	252	12
9	Eckerd	19-3	251	11
10	Grand Valley State	20-2	248	17
11	Nebraska Kearney	22-3	239	19
12	Jefferson	20-3	238	9
13	Gannon	21-3	225	8
14	Colorado School of Mines	19-3	176	22
15	Central Missouri	18-2	172	7
16	Assumption	19-3	163	10
17	Catawba	18-4	161	13
18	Azusa Pacific	20-3	128	23
19	Augustana (S.D.)	21-3	80	NR
20	Michigan Tech	19-4	74	15
21	Angelo State	19-4	68	14
22	Belmont Abbey	17-4	66	25
23	Lee 18-4	64	21	
24	Shippensburg	18-3	50	RV
25	Montana State Billings	20-4	41	RV

RV: Georgia Southwestern 29, Union (Tenn.) 13, Texas Tyler 11, Minnesota State 9, Cal State San Marcos 6, Missouri Southern 2, Nova Southeastern 2, La Moynie 1, Wingate 1



NCAA SOUTH CENTRAL REGIONAL RANKINGS

Rank School vs. D2 rec. In-Region
 No In-Season Rankings



D2SIDA SOUTH CENTRAL REGION POLL

Rank	School (First-Place Votes)	W-L	Pts.	Prev.
1	Texas Woman's (5)	20-1	58	1
2	Colorado School of Mines (1)	19-3	54	3
3	Angelo State	19-4	40	2
4	Texas Tyler	19-4	39	4
5	West Texas A&M	18-6	33	9
6	Lubbock Christian	16-8	28	5
7	Texas A&M - Kingsville	14-8	26	8
8	Regis	16-6	22	6
9	Black Hills State	16-3	14	7
10	Adams State	15-7	10	10

WEBSITE & BROADCAST PARTNERS

ON THE NET - WWW.LCUCHAPS.COM

The official website of LCU Athletics is where you can find everything relating to the LCU basketball teams. Schedules, results, rosters, bios, statistics and game notes can be found there.

ON THE AIR

Each game will be broadcast on the LSC Digital Network as an option for fans unable to attend. The LSC Digital Network will offer season passes for basketball, giving fans access to all regular-season contests on the network for that sport. In addition, viewers will continue to have the option to purchase a \$10 day pass that provides access to all broadcasts aired that day and access to all archived content for 24 hours.

2022-23 LSC Digital Network Rates

24-Hour Day Pass:	\$10.00
Men's and Women's Basketball Season Pass:	\$75.00
Archive Download:	\$10 per broadcast

The LSC Digital Network enters its fourth season in 2022-23, showcasing academic and athletic events from the league, its 17 member institutions and three football affiliates in partnership with BlueFrame powered by Hudl. Fans can watch broadcasts and purchase passes online at www.lonestarconference.net on computer and mobile devices. Viewers can also tune in to games on the LSC Digital Network via OTT apps available on Apple TV, Amazon Fire TV, Android TV and Roku by searching for "LSC Digital Network."



DIGITAL NETWORK

HEAD COACH STEVE GOMEZ

AT LCU: 20th Season (492-140)
OVERALL: 20th Season (492-140)

PERSONAL

HOMETOWN: Lubbock, Texas
SPOUSE: Shawna
CHILDREN: Hayden, Landon

EDUCATION

Lubbock Christian / 1988

COACHING EXPERIENCE

Lubbock Cooper High School (7 seasons)
LCU (20th season)



The 2022-23 season marks Steve Gomez's 20th season at the helm of the Lady Chaps and the 10th season at the NCAA level. He opens the campaign with a 476-132 record, which includes a 22-2 record in NCAA postseason play.

In his first 10 seasons at the helm, as LCU was an NAIA institution, the Lady Chaps made 10 consecutive trips to the NAIA Division I Women's Basketball National Championship Tournament. Coach Gomez's arrival to the LCU women's basketball program certainly changed the foundation of the program. In those 10 seasons, LCU posted a 234-96 record under Gomez in the NAIA.

LCU jumped into NCAA Division II transition in 2013 (membership in 2015) and the winning tradition did not change. LCU went a remarkable 25-1 overall in 2013-2014 and they completed the Heartland Conference with a perfect 20-0 mark for their first perfect conference record in program history. They followed in 2014-2015 claiming Co-Heartland Conference Regular Season title honors after a 15-3 stretch in conference and a 21-7 overall season.

That led to an astounding 2015-2016 season, which was a season that started off with an exhibition game loss at NCAA Div. I No. 1 Connecticut and ended with a perfect 35-0 season in LCU's first season eligible for NCAA postseason. They went 18-0 in Heartland Conference play to capture a regular season title and then a Heartland Conference Tournament title (first season eligible for the tournament). The Lady Chaps went on to capture a South Central Regional Tournament title and eventually their first NCAA Div. II National Title. Gomez claimed WBCA NCAA Div. II National Coach of the Year honors and also spent a portion of the offseason as a court coach at the 2016 USA Basketball Women's U17 World Championship Team Trials in Colorado Springs, Colo.

2016-17 served as a rebuilding year for the Lady Chaps, who returned one starter off the championship squad. Despite the rebuilding, LCU still went 19-11 overall and 12-4 in conference, en route to the Heartland Conference Tournament championship game, which they lost to St. Edward's. They bounced back in 2017-18, claiming another Heartland Conference regular season and tournament title, leading to Gomez receiving Heartland Conference Coach of the Year honors. The Lady Chaps hosted the NCAA Division II South Central Region Tournament for a second time and won the tournament to stamp their second berth towards an NCAA Division II Elite Eight Tournament loss. They lost to eventual national champion Central Missouri at the tournament held in Sioux Falls, S.D., ending their season with a 31-2 record.

The Lady Chaps returned to the Elite Eight Tournament for the third year in a four-year span in the 2018-19 season after claiming a Heartland Conference regular season and tournament title, along with a NCAA Division II South Central Region tournament championship after wins at Colorado Mesa and at home over Angelo State. LCU made an outstanding run towards their second NCAA Division II National Title, defeating Southwestern Oklahoma State in double overtime to claim the trophy. Gomez, who picked up his third Heartland Coach of the Year honor, became the seventh head coach in NCAA Division II women's basketball history to claim multiple titles. He also was named Female Team Coach of the Year at the West Texas Sports Persons of the Year Banquet following the season.

LCU's title defense was rudely interrupted by the COVID Pandemic in 2019-20. LCU was 28-3 and claimed the Lone Star Conference Championship during their first season in the conference. LCU was chosen to host the NCAA Division II South Central Regionals for a third time, but the COVID shutdown halted the remainder of the season less than 24 hours prior to the first tournament game.

COVID went from being a wall to a hurdle in 2020-21, and one the Lady Chaps would be able to jump over. Through many cancellations and unknowns, LCU claimed a Lone Star Conference title and went to Canyon, Texas, where they claimed a NCAA Division II South Central title and a berth to another NCAA Elite Eight Tournament in Columbus, Ohio. It was there, LCU would claim their third national title, with wins over Daemen, Central Missouri and Drury to complete a 23-0 perfect season. They were the first NCAA Division II program to complete two undefeated seasons.

The Lady Chaps were preseason favorites to open the 2021-22 season. LCU surpassed a NCAA Div. II record 100 consecutive home wins during the season, which ended at the South Central Regional with LCU falling in the title game to conclude the season with a 28-7 record. Lubbock Christian closed the 2021-22 season holding a 242-36 record (87.1%) since leaving the NAIA.

In their final two seasons in the NAIA (2011-2012, 2012-2013), LCU set program single-season win records in each of the seasons. The Lady Chaps went 31-4 in 2013-2014, setting a program single-season wins mark (31). The Lady Chaps won their first ever Sooner Athletic Conference Tournament title en route to their final trip to the NAIA National Championship tournament. In 2011-2012, LCU went 28-6 and made their second ever appearance in the Semifinals of the NAIA National Championship Tournament. They lost out to eventual national champions Oklahoma City to mark the second consecutive season in which they lost out to the team who would claim the title. LCU claimed their second Sooner Athletic Conference crown in program history, as they joined Oklahoma City as conference co-champions with a 21-1 record. They handed OCU their only loss of the season.

LCU went 25-10 in 2010-2011 and marched into the Elite Eight for a third time in program history. The Lady Chaps, who finished third in the Sooner Athletic Conference, lost in the NAIA National Championship to eventual national champion Azusa Pacific. LCU went 19-12 in the 2009-2010 season, which included a 13-9 finish in the Sooner Athletic Conference, and had their season come to an end in the National Tournament. The highlight of the season was an exhibition victory inside the United Spirit Arena against Texas Tech University. In 2009-2010, the Lady Chaps finished with a solid 27-7 record and made a trip to the Sweet Sixteen of the National Tournament following a second-place Sooner Athletic Conference season. Gomez chalked up a milestone during the season, becoming the all-time women's basketball wins leader at LCU. They had a memorable 2007-2008 campaign, as the Lady Chaps made another voyage to the NAIA National Tournament. The Lady Chaps completed a 25-10 season, which included a trip to the Elite Eight in the tournament for their second best finish in program history.

In 2006-2007, Gomez led the Lady Chaps to a myriad of firsts in their near-thirty year history. Lubbock Christian never left the top-10 in the NAIA National Poll, and set a school mark for wins in a season with 26, eclipsing the school mark of 23 they set the prior season. In addition, LCU made its fourth consecutive trip to the NAIA National Tournament, finishing in the Sweet Sixteen and most impressively, the Lady Chaps captured a share of the Sooner Athletic Conference regular season championship, becoming the first school from outside of the State of Oklahoma to do so in the thirty-one years since the conference was founded. In 2005-2006, Gomez's Lady Chaps enjoyed what was arguably at the time the best season in school history, as they finished with an overall record of 23-12, and made an unparalleled run at the NAIA National Tournament. Seeded sixth in their eight team bracket in the tournament, Gomez's girls proceeded to oust four of the top six teams in the nation and become the lowest seed ever to reach either the Fab Four or National Championship; appropriately enough, he was named the SAC's Coach of the Year.

In his first season, Gomez's Lady Chaps went 16-14 and finished fifth in the Sooner Athletic Conference. While this might appear to be an average year, big wins for the Lady Chaps and entry into the NAIA National Poll for the first time proved good enough for an at-large bid to the NAIA National Tournament: LCU women's first trip to the big dance. In his second season, the Lady Chaps were able to maintain that level of success. After getting off to the best conference start since joining the Sooner Athletic Conference at 6-2, LCU finished SAC play at 10-8, good enough for another fifth place finish, and for the second season in a row, Coach Gomez guided the Lady Chaps to the NAIA National Tournament.

An LCU graduate, Gomez was a standout perimeter player for Coach John Copeland in the late 1980s, and to this day, he still holds the school record for career free throw percentage at .855. He graduated in 1988 with a Bachelor's of Science Degree in Mathematics and consistently used his degree to teach in the classroom while pursuing coaching on the sidelines. Gomez's career began at Lubbock Monterey High School where he served as an assistant coach in the men's basketball program from 1988 to 1995. In 1996, Gomez accepted the men's basketball head coaching position at Lubbock Cooper High School, where he remained until returning to Lubbock Christian University to take over the reigns of the Lady Chaps in 2003. During his seven seasons at Cooper, the basketball program broke new ground making the playoffs four times, managing the school's first state ranking, and capturing the Pirates only district championship in Gomez's final season. One of the main reasons Coach Gomez is so successful on the court is the support he receives off of it. Steve has been married to his wife Shawna for 31 years, and the couple has two sons: Hayden and Landon. Landon serves on the women's basketball coaching staff at Texas Tech.



VIC SELF ASSISTANT COACH

Self is a longtime familiar face to basketball among the South Plains. He spent 25 years coaching basketball at Lubbock's Monterey High School and 20 spent as the head coach of the Plainsmen boys' basketball team. Self is no stranger to LCU. The Portales, New Mexico native lettered in basketball and tennis at Lubbock Christian in 1980-1981, after spending two years at Eastern New Mexico University. His first coaching job was as an assistant coach for John Copeland on the Chaps basketball staff. In two decades at Monterey, Self compiled a 416-237 record, four district titles and 13 playoff appearances. Monterey even made a trip to the regional tournament. He rejoins Gomez, but in a reversal of roles. Gomez served as an assistant for Self from 1988-1996. Self resigned from coaching basketball in 2008, but continued to coach boy's golf at Monterey until retiring in 2011. Self has been on staff for all three of LCU's national titles.

ern New Mexico University. His first coaching job was as an assistant coach for John Copeland on the Chaps basketball staff. In two decades at Monterey, Self compiled a 416-237 record, four district titles and 13 playoff appearances. Monterey even made a trip to the regional tournament. He rejoins Gomez, but in a reversal of roles. Gomez served as an assistant for Self from 1988-1996. Self resigned from coaching basketball in 2008, but continued to coach boy's golf at Monterey until retiring in 2011. Self has been on staff for all three of LCU's national titles.



KAYCIE WILSON - ASSISTANT COACH

Kaycie joined the LCU women's basketball coaching staff in the 2014-15 season as a graduate assistant through the 2015-16 season. She has played an integral role in the coaching staff for all three NCAA national championships. Wilson was named to the Dave Campbell's Texas Basketball Top-40 Coaches Under-40 List in 2021. She spent her senior season (2013-14) playing in the interior of LCU's first season in the Heartland Conference, which went 20-0 in conference for a regular season first place finish. She spent three seasons (09/10 - 11/12) at NCAA Div. I Missouri-Kansas City, where she combined to average 4.9 points and 3.9 rebounds in 87 games. The forward also combined for 44 steals, 95 assists and 34 blocks for UMKC (21 blocks as a sophomore). Boyles was a multiple recipient on The Summit League Winter/Spring Academic All-League Team and the Commissioner's List of Academic Excellence as a distinguished scholar. She is a Lubbock native and a product of Coronado High School, where she was rated the No. 45 best forward in the nation by Collegiate Girls Basketball Report and the No. 55 best player in Texas by Premier Basketball Report. The multi-winning All-State recipient was named the Girls Basketball Player of the Year by the Lubbock Avalanche Journal, as well as the 2009 5A-4A All-South Plains Player of the Year after 17.6 points and 7.9 rebounds a game.



LONE STAR CONFERENCE

LSC SCHEDULE

Thursday - February 9, 2023

Texas A&M-Kingsville at UT Tyler
 Oklahoma Christian at St. Mary's
 Angelo State at Cameron
 UT Permian Basin at Midwestern State
 UAFA at St. Edward's
 Texas A&M International at Texas Woman's
 West Texas A&M at Eastern New Mexico
 Lubbock Christian at Western New Mexico

Saturday - February 10, 2023

Angelo State at Midwestern State
 Texas A&M International at UT Tyler
 Oklahoma Christian at St. Edward's
 UT Permian Basin at Cameron
 UAFA at St. Mary's
 West Texas A&M at Western New Mexico
 Lubbock Christian at Eastern New Mexico
 Texas A&M-Kingsville at Texas Woman's

LSC PLAYERS OF THE WEEK

Date	Offensive	Defensive
11/7	Kayley Motsenbacher (WT)	Karley Motsenbacher (WT)
11/14	Sawyer Lloyd (ASU)	Avalon Munoz (UTPB)
11/21	Hollie Stalder (WT)	Sienna Lenz (WT)
11/28	T. McGhee-Pleasant (ASU)	Payton Brown (ASU)
12/5	Madeline Stephens (ASU)	Sawyer Lloyd (ASU)
12/14	Brianna Pena (TAMUK)	Emily Swiercz (TAMU)
12/20	Sadie Moyer (TWU)	Sawyer Lloyd (ASU)
1/3	Grace Foster (LCU)	Sawyer Lloyd (ASU)
1/9	T. McGhee-Pleasant (ASU)	Sawyer Lloyd (ASU)
1/16	Sadie Moyer (TWU)	Reese Schumann (LCU)
1/23	Ashley Ingram (TWU)	Lovisa Hevinder (UTT)
1/30	Grace Foster (LCU)	Georgia Ohiaeri (TAMUK)
2/7	Azia Himeur (WT)	Karley Motsenbacher (WT)

PRESEASON POLL

School	1st	Total Points
1 West Texas A&M	31	612
2 Lubbock Christian	4	557
3 Texas Woman's	4	538
4 Angelo State		519
5 UT Tyler		479
6 Texas A&M-Kingsville		408
7 Texas A&M International		371
8 Cameron		347
9 Midwestern State		314
10 Eastern New Mexico		233
11 St. Edward's		219
12 UAFA		216
13 UT Permian Basin		172
14 Oklahoma Christian		154
15 St. Mary's		94
16 Western New Mexico		71

2022-23 LONE STAR CONFERENCE STANDINGS (1/10/22)

School	Div	DPct.	Conf	CPct.	Overall	Pct.	Streak	Home	Away	Neutral
East Division										
Texas Woman's	10-0	1.000	16-0	1.000	21-1	.955	W19	9-1	9-0	3-0
UT Tyler	8-2	.800	14-2	.875	19-4	.826	W1	8-0	10-3	1-1
Texas A&M-Kingsville	7-3	.700	11-5	.688	14-8	.636	W7	6-4	8-2	0-2
St. Edward's	4-6	.400	7-9	.438	11-13	.458	L2	7-5	4-5	0-3
Texas A&M International	4-6	.400	5-11	.312	12-12	.500	L3	6-5	6-7	0-0
Oklahoma Christian	4-7	.364	4-13	.235	4-17	.190	W1	3-6	1-10	0-1
St. Mary's	2-8	.200	3-13	.188	7-15	.318	L1	6-8	1-7	0-0
UAFA	2-9	.182	5-12	.294	7-16	.304	W1	4-6	3-10	0-0
West Division										
Angelo State	9-2	.818	14-3	.824	19-4	.826	L1	9-1	9-3	1-0
West Texas A&M	8-2	.800	11-5	.688	18-6	.750	W3	10-0	4-6	4-0
Lubbock Christian	8-2	.800	11-5	.688	16-8	.667	W1	10-1	5-4	1-3
Eastern New Mexico	5-5	.500	8-8	.500	11-10	.524	W3	6-5	4-5	1-0
Western New Mexico	4-6	.400	5-11	.312	7-13	.350	W2	6-4	1-9	0-0
Cameron	4-7	.364	7-10	.412	10-13	.435	L3	7-3	3-10	0-0
UT Permian Basin	3-8	.273	7-10	.412	10-13	.435	L3	5-5	4-8	1-0
Midwestern State	1-10	.091	3-14	.176	5-18	.217	L4	4-8	1-10	0-0

OFFENSIVE RANKINGS

Team	G	W-L	PTS	AVG/G
1 West Texas A&M	24	18-6	1711	71.3
2 Texas Woman's	22	21-1	1550	70.5
3 Lubbock Christian	24	16-8	1660	69.2
4 Angelo State	23	19-4	1575	68.5
5 Texas A&M International	24	12-12	1635	68.1
6 Midwestern State	23	5-18	1547	67.3
7 UT Tyler	23	19-4	1523	66.2
8 UT Permian Basin	23	10-13	1510	65.7
9 Eastern New Mexico	21	11-10	1362	64.9
10 Texas A&M-Kingsville	22	14-8	1364	62.0
11 UAFA	23	7-16	1423	61.9
12 Cameron	23	10-13	1405	61.1
13 St. Mary's	22	7-15	1327	60.3
14 St. Edward's	24	11-13	1443	60.1
15 Oklahoma Christian	21	4-17	1259	60.0
16 Western New Mexico	20	7-13	1169	58.5

DEFENSIVE RANKINGS

Team	G	W-L	PTS	AVG/G
1 UT Tyler	23	19-4	1331	57.9
2 Texas A&M-Kingsville	22	14-8	1282	58.3
3 Texas Woman's	22	21-1	1293	58.8
4 Western New Mexico	20	7-13	1178	58.9
5 Lubbock Christian	24	16-8	1414	58.9
6 Texas A&M International	24	12-12	1452	60.5
7 West Texas A&M	24	18-6	1466	61.1
8 St. Edward's	24	11-13	1477	61.5
9 Angelo State	23	19-4	1419	61.7
10 Eastern New Mexico	21	11-10	1299	61.9
11 St. Mary's	22	7-15	1380	62.7
12 UT Permian Basin	23	10-13	1475	64.1
13 Oklahoma Christian	21	4-17	1390	66.2
14 Cameron	23	10-13	1553	67.5
15 UAFA	23	7-16	1645	71.5
16 Midwestern State	23	5-18	1717	74.7

SCORING LEADERS

	GP	Min	FG	3FG	FT	Points	AVG
1 Brown, Raiana (Texas A&M Int'l)	24	749	179	0	101	459	19.1
2 Adrian, Deja (Eastern New Mexico)	17	551	101	22	70	294	17.3
3 McGhee-Pleasant, Tayjanna (AngeloSt)	23	699	150	27	51	378	16.4
4 Ingram, Ashley (Texas Woman's)	21	548	103	3	117	326	15.5
5 Grace Foster (Lubbock Christian)	24	746	118	34	92	362	15.1
6 Lloyd, Sawyer (Angelo State)	23	828	125	30	52	332	14.4
7 Moyer, Sadie (Texas Woman's)	22	783	107	39	61	314	14.3
8 Bain, Brooklin (Oklahoma Christian)	21	662	112	8	60	292	13.9
9 Stephens, Madeline (Angelo State)	23	753	130	11	48	319	13.9
10 Prince, Aaliyah (UAFA)	22	573	116	3	60	295	13.4

REBOUND LEADERS

	GP	OFF	AVG/G	DEF	AVG/G	TOT.	AVG/G
1 Quaadman, Alexis (UT Permian Basin)	23	75	3.3	141	6.1	216	9.4
2 Grace Foster (Lubbock Christian)	24	37	1.5	183	7.6	220	9.2
3 Bain, Brooklin (Oklahoma Christian)	21	47	2.2	129	6.1	176	8.4
4 McGhee-Pleasant, Tayjanna (Angelo St)	23	48	2.1	139	6.0	187	8.1
5 Stephens, Madeline (Angelo State)	23	57	2.5	125	5.4	182	7.9
6 Lloyd, Sawyer (Angelo State)	23	36	1.6	145	6.3	181	7.9
7 Wilson, Alena (Cameron)	21	59	2.8	105	5.0	164	7.8
8 Withey, Mandy (Midwestern State)	23	55	2.4	124	5.4	179	7.8
9 Griggs, Dyanon (Midwestern State)	23	61	2.7	107	4.7	168	7.3
10 Thabach, Nyalam (West Texas A&M)	22	36	1.6	122	5.5	158	7.2

STEALS LEADERS

	GP	No.	AVG/G
1 Lloyd, Sawyer (Angelo State)	23	71	3.1
2 King, Katie (Cameron)	23	57	2.5
3 Gutierrez, Montse (UT Tyler)	23	55	2.4
4 Munoz, Avalon (UT Permian Basin)	23	55	2.4
5 Woods, Brielle (Texas Woman's)	21	47	2.2
6 Catherman, Lauren (St. Edward's)	24	50	2.1
7 Maci Maddox (Lubbock Christian)	24	48	2.0
8 McGhee-Pleasant, Tayjanna (Angelo St)	23	45	2.0
9 Swiercz, Emily (Texas A&M Int'l)	21	41	2.0

3FGM LEADERS

	GP	3FGM	AVG/G
1 Hemmeline, Holly (UT Permian Basin)	23	61	2.7
2 Hevinder, Lovisa (UT Tyler)	23	55	2.4
3 Boyett, Hannah (UAFA)	23	54	2.3
4 Hayes, Riley (UAFA)	23	53	2.3
5 Tschritter, Jayde (Texas A&M-Kingsville)	22	50	2.3
6 Wright, Sydney (Western New Mexico)	20	43	2.2
7 Shipley, Ashley (Eastern New Mexico)	19	39	2.1
8 Bradley, Kate (Oklahoma Christian)	21	41	2.0
9 Swiercz, Emily (Texas A&M International)	21	39	1.9
10 Himeur, Azia (West Texas A&M)	24	43	1.8

FIELD GOAL LEADERS

	GP	FG	FGA	PCT
1 Brown, Raiana (Texas A&M Int'l)	24	179	296	.605
2 Stephens, Madeline (Angelo State)	23	130	247	.526
3 McGhee-Pleasant, Tayjanna (AngeloSt)	23	150	239	.456
4 Adrian, Deja (Eastern New Mexico)	17	101	228	.443
5 Prince, Aaliyah (UAFA)	22	116	265	.438
6 Bain, Brooklin (Oklahoma Christian)	21	112	280	.400

ASSIST LEADERS

	GP	No.	AVG/G
1 Lloyd, Sawyer (Angelo State)	23	111	4.8
2 Rivers, Mia (Texas A&M-Kingsville)	22	104	4.7
3 Maci Maddox (Lubbock Christian)	24	111	4.6
4 Munoz, Avalon (UT Permian Basin)	23	100	4.3
5 King, Katie (Cameron)	23	94	4.1
6 Stone, Bella (Eastern New Mexico)	21	74	3.5
7 King, Frances (UT Tyler)	23	75	3.3
8 Audrey Robertson (Lubbock Christian)	24	73	3.0
9 Bradley, Kate (Oklahoma Christian)	21	63	3.0
10 Lay, Kailyn (Cameron)	23	67	2.9

BLOCKS LEADERS

	GP	No.	AVG/G
1 Dufek, Sammie (St. Edward's)	24	56	2.3
2 Withey, Mandy (Midwestern State)	23	37	1.6
3 Thabach, Nyalam (West Texas A&M)	22	32	1.5
4 Reese Schumann (Lubbock Christian)	24	33	1.4
5 Ray, Shelby (Texas A&M-Kingsville)	20	26	1.3
6 Brundidge, Kayla (UAFA)	23	29	1.3
7 Quaadman, Alexis (UT Permian Basin)	23	28	1.2
8 Williams, Keniah (Angelo State)	21	25	1.2
9 Joynes, Eliza (Western New Mexico)	20	22	1.1

3FG% LEADERS

	GP	3FG	3FGA	PCT
1 Hevinder, Lovisa (UT Tyler)	23	55	140	.393
2 Boyett, Hannah (UAFA)	23	54	138	.391
3 Tschritter, Jayde (Tx A&M-Kingsville)	22	50	138	.362
4 Hayes, Riley (UAFA)	23	53	151	.351
5 Shipley, Ashley (Eastern New Mexico)	19	39	118	

FT% LEADERS

	GP	FT	FTA	PCT
1 Grace Foster (Lubbock Christian)	24	92	102	.902
2 Beck, Edecia (Eastern New Mexico)	18	80	94	.851
3 Moyer, Sadie (Texas Woman's)	22	61	72	.847
4 Adrian, Deja (Eastern New Mexico)	17	70	86	.814
5 Audrey Robertson (Lubb. Christian)	24	67	83	.807
6 Ingram, Ashley (Texas Woman's)	21	117	145	.807
7 Whitehead, Destini (UT Tyler)	23	66	83	.795
8 Munoz, Avalon (UT Permian Basin)	23	95	121	.785

WHERE LCU STATISTICALLY RANKS NATIONALLY



Division II



TEAM


STATISTIC	National Rank	Conference Rank	Value	National Leader	Value	Conference leader	Value
Assist/Turnover Ratio (294 ranked)	66	2	0.93	Alas. Anchorage	1.40	Tex. A&M-Kingsville	0.98
Assists Per Game (294 ranked)	79	3	14.0	Ashland	20.3	Tex. A&M Int'l	15.6
Blocks Per Game (294 ranked)	70	5	3.3	Kutztown	6.5	Midwestern St.	4.6
Field Goal Percentage (294 ranked)	37	1	43.6	Ashland	53.0	Lubbock Christian	43.6
Field Goal Percentage Defense (294 ranked)	22	2	35.5	Chowan	32.5	Angelo St.	34.7
Fouls Per Game (294 ranked)	80	2	15.7	Academy of Art	10.7	Texas Woman's	14.5
Free Throw Attempts Per Game (294 ranked)	69	7	19.21	Savannah St.	27.90	Midwestern St.	23.43
Free Throw Percentage (294 ranked)	16	1	77.2	Belmont Abbey	82.0	Lubbock Christian	77.2
Free Throws Made Per Game (294 ranked)	24	5	14.83	Savannah St.	19.14	Texas Woman's	17.19
Rebound Margin (294 ranked)	129	8	1.6	Grand Valley St.	12.9	West Tex. A&M	6.0
Rebounds (Defensive) Per Game (294 ranked)	16	2	29.5	Central Wash.	31.7	West Tex. A&M	29.5
Rebounds (Offensive) Per Game (294 ranked)	277	16	8.2	West Virginia St.	24.4	Eastern N.M.	15.2
Rebounds Per Game (294 ranked)	138	8	37.67	West Virginia St.	52.10	Eastern N.M.	43.05
Scoring Defense (294 ranked)	54	3	58.9	Assumption	49.5	UT Tyler	57.9
Scoring Margin (294 ranked)	42	2	10.2	Ashland	27.5	Texas Woman's	11.3
Scoring Offense (294 ranked)	77	3	69.2	Glenville St.	89.4	West Tex. A&M	71.3
Steals Per Game (294 ranked)	240	13	6.6	Minnesota St.	17.2	Tex. Permian Basin	12.0
Three Point Attempts Per Game (294 ranked)	183	9	17.9	Southern Ark.	36.8	Tex. Permian Basin	26.7
Three Point Percentage (294 ranked)	44	1	34.5	Ashland	40.9	Lubbock Christian	34.5
Three Point Percentage Defense (294 ranked)	13	2	25.3	Tuskegee	19.2	Tex. A&M-Kingsville	24.9
Three Pointers Per Game (294 ranked)	113	8	6.2	Southern Ark.	13.0	West Tex. A&M	8.1
Turnover Margin (294 ranked)	179	10	-0.96	Minnesota St.	12.55	Tex. Permian Basin	5.09
Turnovers Forced Per Game (294 ranked)	244	14	14.12	Glenville St.	28.14	Tex. Permian Basin	22.04
Turnovers Per Game (294 ranked)	86	5	15.1	Neb.-Kearney	11.6	Tex. A&M-Kingsville	13.8
Winning Percentage (293 ranked)	74	5	66.7	Ashland	100.0	Texas Woman's	95.5

INDIVIDUAL

STATISTIC	Player	Nat. Rank	Conf. Rank	Value	National Leader	Value	Conference Leader	Value
Assist/Turnover Ratio (306 ranked)	Maci Maddox	192	7	1.59	Ana Astapenka, Saint Leo	5	Sawyer Lloyd, Angelo St.	2.22
Assists (238 ranked)	Maci Maddox	16	1	111	Jillian Bretz, Columbus St.	5	Sawyer Lloyd, Angelo St.	111
Assists Per Game (247 ranked)	Audrey Robertson	125	8	73	Maci Maddox	177	Maci Maddox, Lubbock Christian	111
Blocks (242 ranked)	Maci Maddox	34	3	4.6	Caitlyn Ross, UVA Wise	7.7	Sawyer Lloyd, Angelo St.	4.8
Blocks Per Game (248 ranked)	Audrey Robertson	192	8	3	Morgan Robinson, Jefferson	57	Sammie Dufek, St. Edward's	55
Double Doubles (37 ranked)	Reese Schumann	32	3	33	Hannah Giddey, Southern Nazarene	2.88	Sammie Dufek, St. Edward's	2.39
Field Goal Attempts (246 ranked)	Grace Foster	131	13	20	Gemma Cutler, Simon Fraser	22	Alexus Quaadman, Tex. Permian Basin	
Field Goal Percentage (225 ranked)	Reese Schumann	49	4	1.38	Jami Tham, Tusculum	474	Tayjanna McGhee-Pleasant, Angelo St.	
Field Goals (249 ranked)	Grace Foster	185	14	0.83	Ariel Jones, Shippensburg	71.3	Raiana Brown, Tex. A&M Int'l	60.5
Free Throw Attempts (249 ranked)	Grace Foster	37	2	8	Brooke Olson, Minn. Duluth	194	Raiana Brown, Tex. A&M Int'l	179
Free Throw Percentage (250 ranked)	Audrey Robertson	217	17	83	Mattison Rayman, Lake Superior St.	182	Raiana Brown, Tex. A&M Int'l	149
Free Throws (244 ranked)	Grace Foster	10	1	90.2	Kash Ayuso, Palm Beach Atl.	94	Grace Foster, Lubbock Christian	90.2
Minutes Per Game (250 ranked)	Audrey Robertson	119	5	80.7	Ariel Jones, Shippensburg	150	Ashley Ingram, Texas Woman's	117
Points Per Game (250 ranked)	Grace Foster	32	4	92	Halle Herrington, California (PA)	38.88	Payton Brown, Angelo St.	36.16
Rebounds (249 ranked)	Audrey Robertson	156	14	67	Ariel Jones, Shippensburg	25.5	Raiana Brown, Tex. A&M Int'l	19.1
Rebounds (Defensive) Per Game (250 ranked)	Maci Maddox	42	5	35.48	Samantha Bowman, Central Wash.	324	Grace Foster, Lubbock Christian	220
Rebounds (Offensive) Per Game (248 ranked)	Grace Foster	140	5	15.1	Samantha Bowman, Central Wash.	11.2	Grace Foster, Lubbock Christian	7.6
Rebounds Per Game (250 ranked)	Grace Foster	20	1	7.6	Alisha Wilson, Academy of Art	5.6	Alexus Quaadman, Tex. Permian Basin	
Steals (230 ranked)	Grace Foster	44	2	9.2	Samantha Bowman, Central Wash.	14.7	Alexus Quaadman, Tex. Permian Basin	
Steals Per Game (247 ranked)	Maci Maddox	75	6	48	Brittney Cedeno, Dominican (CA)	104	Sawyer Lloyd, Angelo St.	71
Three Point Attempts (245 ranked)	Maci Maddox	127	7	2	Brittney Cedeno, Dominican (CA)	4.33	Sawyer Lloyd, Angelo St.	3.09
Three Point Percentage (132 ranked)					Holly Hemmeline, Tex. Permian Basin	210	Holly Hemmeline, Tex. Permian Basin	210
Three Pointers (241 ranked)					Paige Emborsky, Daemen	60.8	Lovisa Hevinder, UT Tyler	39.3
Three Pointers Per Game (248 ranked)					Hannah Belanger, Truman St.	78	Holly Hemmeline, Tex. Permian Basin	61
Triple Doubles (1 ranked)					Hannah Belanger, Truman St.	3.39	Holly Hemmeline, Tex. Permian Basin	2.65
					10 players tied	1		

Strong Opening Half Leads Lady Chaps Past Falcons

Audrey Robertson Nails Three Three-Pointers In Second Quarter... Part of 22-2 LCU Scoring Run




68

LUBBOCK CHRISTIAN -VS- UT PERMIAN BASIN

FEB. 4 - LUBBOCK, TEXAS

RIP GRIFFIN CENTER



56

Lubbock Christian University outscored UT Permian Basin 41-14 in the first half off 63.6% shooting from the field in the span to cruise past the Falcons 70-50 in a Lone Star Conference West Division meeting Saturday inside Rip Griffin Center.

It was the third game this season LCU never trailed, but the opening six minutes did not show signs that LCU was going to be able to put the game into cruise control. After Maci Maddox hit a three-pointer for the Lady Chaps, to jump-start a 5-0 LCU run, UTPB's Avalon Munoz scored four straight points to put the Falcons a point back of LCU (7-6) with 4:30 remaining in the first quarter. LCU would then respond with the next 14 points, keeping UTPB off the scoreboard for 5:46.

LCU, beginning the run with a jumper from Audrey Robertson, closed the first quarter with an 8-0 run (led 15-6 at the end of the first quarter) and opened the second quarter with back-to-back three-pointers from Robertson to start the quarter on a 6-0 run for a 21-6 lead. Alexis Quaadman ended the Falcons dry spell with a layup, but UTPB would go scoreless another 4:32, as Robertson drained another three-pointer and LCU produced an 8-0 run. Grace Foster nailed a three-pointer to end the 8-0 run, which was part of a 22-2 scoring surge for the Lady Chaps. LCU's Carli Bostwick would produce six points in the quarter, with the points tallied during a 10-2 run to put LCU up 39-12 with 1:44 left in the half.

The Lady Chaps would outscore UTPB 26-8 in the second quarter and 34-8 over the final 14:30 of the half. LCU led 41-14 at the break off 63.6% (14/22) shooting. They were 5-of-8 (62.5%) from the outside. The Lady Chaps, who were 8-of-12 (66.7%) from the field in the second quarter, received 11 points in the first half from Audrey Robertson.

Each team would have a 7-0 run in the third quarter, as UTPB started to generate some offense. Quaadman was 5-of-5 from the field in the third quarter and tallied 10 points in the quarter for the Falcons, but LCU continued to roll. Three-pointers from Rachel Haase and Taylor Thomas helped LCU go on a 10-2 run and they had their largest lead of the game (55-25) with 3:18 remaining in the third quarter. LCU led 57-30 heading into the fourth quarter.

Freshman Martie McCoy was the only LCU starter to play in the fourth quarter. LCU scored 13 points in the fourth quarter and 10 were from freshmen. Tia Johnson led LCU with five points in the quarter.

The Lady Chaps (16-8, 11-5) received point-production from 12 of their 13 players, with Foster (13 points) and Robertson (11 points) finishing in double digits. LCU finished 53.2% (25/47) from the field and 45% (9/20) from three-point range. They were also 11-of-12 (91.7%) from the free-throw line.

UTPB (10-13, 7-10) received a game-high 17 points from Quaadman and 10 points from Kamari Portalis. The Falcons finished 33.3% (20/60) from the field.

The win extended LCU's all-time record to 28-0 against UTPB. LCU is 16-0 all-time against the Falcons in Lubbock.

TURNING POINT

LCU's 14-0 run in the first half helped LCU put the game away early. LCU was 6-of-7 from the field in the run, which opened a segment in which LCU was 17-of-22 (77.3%) from the field. During LCU's 14-0 run, UTPB was 0-of-5 from the field. UTPB would go 1-of-12 (8.3%) from the field during LCU's 22-2 run.

Tex. Permian Basin 50 • 10-13, 7-10 Lone																
		Total			3-Ptr			Rebounds			PF			TP		
#	Player	FG	FGA	FG%	FT	FTA	FT%	Off	Def	Total	PF	TP	A	TO	Blk	Stl
11	Morgan Helgesen	f	1-9	0-4	0-0	2	1	3	1	2	2	2	2	0	0	35
23	Alexus Gudman	f	8-9	0-0	1-4	1	1	8	9	3	17	2	4	2	2	32
04	Kamari Portalis	g	4-9	2-2	0-0	4	3	7	1	10	2	3	0	0	3	33
10	Avalon Munoz	g	3-11	1-2	2-2	1	2	3	4	9	4	1	1	2	32	32
15	Holly Hemmeline	g	3-12	2-10	0-0	0	0	0	1	8	1	2	0	0	0	31
05	Marisa Seaton		0-0	0-0	0-0	0	0	0	0	0	0	0	0	0	0	3
13	Diavian Spencer	f	1-3	1-1	0-0	0	1	1	1	3	1	1	0	1	17	17
21	Ally Haman		0-3	0-2	0-0	1	0	1	0	0	0	0	0	0	0	9
22	Khiara Gudman		0-4	0-0	1-2	5	1	6	2	1	0	0	0	0	2	8
Team			1	0	1											
Totals			20-60	6-21	4-8	15	16	31	13	50	12	14	3	7	200	
1st - FG %:		2-10	20.0%	2nd: 4-15	26.7%	3rd: 7-17	41.2%	4th: 7-18	38.9%	Game: 20-60	33.3%	Deadball				
3FG %:		0-2	0.0%	0-4	0.0%	2-6	33.3%	4-9	44.4%	6-21	28.6%	Rebounds				
FT %:		2-2	100.0%	0-0	0.0%	0-0	0.0%	2-6	33.3%	4-8	50.0%	2				
Lubbock Christian 70 • 16-8, 11-5 Lone S																
		Total			3-Ptr			Rebounds			PF			TP		
#	Player	FG	FGA	FG%	FT	FTA	FT%	Off	Def	Total	PF	TP	A	TO	Blk	Stl
00	Grace Foster	f	6-8	1-2	0-0	1	8	9	0	13	4	2	0	1	23	23
23	Martie McCoy	f	1-1	0-0	3-4	1	2	3	1	5	2	1	0	0	18	18
02	Maci Maddox	g	1-4	1-3	0-0	0	0	0	0	3	5	3	1	0	25	25
03	Audrey Robertson	g	4-7	3-5	0-0	0	1	1	2	11	3	2	0	0	19	19
14	Shaylee Stovall	f	0-2	0-1	2-2	1	1	2	1	2	0	0	0	0	17	17
05	Rachel Haase	f	1-2	1-2	0-0	0	1	1	1	3	2	1	0	1	17	17
12	Taylor Thomas	f	3-6	1-3	2-2	0	0	0	1	9	2	1	0	1	22	22
20	Carli Bostwick	f	3-5	1-2	2-2	2	3	5	0	9	0	1	0	1	14	14
30	Audrey Spurgin		0-1	0-0	0-0	0	1	1	1	0	0	0	0	0	3	3
31	Tia Johnson		2-5	1-2	0-0	0	0	0	0	2	5	0	0	0	1	8
33	Deja Johnson		1-2	0-0	0-0	0	1	1	0	2	0	0	0	0	8	8
34	Whitney Cox		1-2	0-0	0-0	0	2	2	1	2	1	0	0	0	12	12
40	Reese Schumann		2-2	0-0	2-2	0	2	2	0	6	0	3	1	1	14	14
Team			1	5	6											
Totals			25-47	9-20	11-12	6	27	33	10	70	19	16	2	7	200	
1st - FG %:		6-10	60.0%	2nd: 8-12	66.7%	3rd: 6-12	50.0%	4th: 5-13	38.5%	Game: 25-47	53.2%	Deadball				
3FG %:		1-2	50.0%	4-6	66.7%	7-7	100.0%	2-5	40.0%	9-20	45.0%	Rebounds				
FT %:		2-2	100.0%	0-0	0.0%	2-2	100.0%	1-2	50.0%	11-12	91.7%	1				
Officials: Jonathan Pastusek, Johnny Atwood, Michael Undinles																
Technical fouls: Tex. Permian Basin-None. Lubbock Christian-None.																
Attendance: 456																
2022-23 Women's Basketball. Round: 0. Lubbock Christian vs Tex. Permian Basin.																
Score by periods																
	1st	2nd	3rd	4th	Total											
Tex. Permian Basin	6	8	16	20	50											
Lubbock Christian	15	26	16	13	70											
Last FG - UTPB 4th-00:01, LCU 4th-01:06.																
Largest lead - UTPB None, LCU by 30 3rd-03:18.																
UTPB led for 00:00, LCU led for 37:44, Game was tied for 01:29.																
Score tied - 1 time.																
Lead changed - 0 times.																



2022-23 STATISTICS

RECORD:	OVERALL	HOME	AWAY	NEUTRAL
ALL GAMES	16-8	10-1	5-4	1-3
CONFERENCE	11-5	7-1	4-4	0-0
NON-CONFERENCE	5-3	3-0	1-0	1-3

##	Player	gp-gs	min	avg	Total		3-Point		F-Throw		Rebounds				pf	dq	a	to	blk	stl	pts	avg
					fg-fga	fg%	3fg-fga	3fg%	ft-fa	ft%	off	def	tot	avg								
00	Grace Foster	24-24	746	31.1	118-266	.444	34-87	.391	92-102	.902	37	183	220	9.2	48	1	47	60	20	12	362	15.1
02	Maci Maddox	24-24	852	35.5	94-231	.407	21-64	.328	26-33	.788	9	72	81	3.4	26	0	111	70	3	48	235	9.8
03	Audrey Robertson	24-24	753	31.4	91-195	.467	17-53	.321	67-83	.807	29	97	126	5.3	41	1	73	59	5	34	266	11.1
04	Rachel Haase	22-0	285	13.0	37-104	.356	27-75	.360	5-7	.714	6	17	23	1.0	14	0	21	16	3	6	106	4.8
12	Taylor Thomas	20-0	181	9.1	18-39	.462	1-10	.100	19-21	.905	0	19	19	1.0	24	0	7	19	3	9	56	2.8
15	Shaylee Stovall	24-24	663	27.6	56-128	.438	33-81	.407	50-62	.806	3	29	32	1.3	30	0	25	28	0	14	195	8.1
20	Carli Bostwick	18-2	187	10.4	23-63	.365	6-29	.207	18-28	.643	3	28	31	1.7	15	0	2	12	0	7	70	3.9
23	Martie McCoy	24-7	303	12.6	16-51	.314	6-17	.353	17-23	.739	10	43	53	2.2	46	1	19	15	3	4	55	2.3
30	Audrey Spurgin	20-0	136	6.8	15-43	.349	0-1	.000	20-30	.667	11	16	27	1.4	25	0	4	9	3	2	50	2.5
31	Tia Johnson	8-0	41	5.1	7-19	.368	2-8	.250	1-1	1.000	2	9	11	1.4	9	0	2	2	0	3	17	2.1
33	Deja Johnson	8-0	50	6.3	4-9	.444	1-4	.250	5-6	.833	2	6	8	1.0	3	0	4	2	0	3	14	1.8
34	Whitney Cox	18-14	229	12.7	39-80	.488	0-0	.000	7-16	.438	8	49	57	3.2	32	1	12	14	7	5	85	4.7
40	Reese Schumann	24-1	399	16.6	60-98	.612	0-0	.000	29-49	.592	42	76	118	4.9	64	2	8	37	33	12	149	6.2
Team											35	63	98				19					
Total.....		24	4825		578-1326	.436	148-429	.345	356-461	.772	197	707	904	37.7	377	6	335	362	80	159	1660	69.2
Opponents.....		24	4825		511-1439	.355	105-415	.253	287-399	.719	274	591	865	36.0	415	7	242	339	80	178	1414	58.9

TEAM STATISTICS	LCU	OPP	Date	Opponent	Score	Att.
SCORING	1660	1414	11/05/22	vs Mo. Southern St.	L 64-65	205
Points per game	69.2	58.9	11/06/22	vs Missouri Western	Lot 96-101	113
Scoring margin	+10.3	-	11/11/22	COLO. CHRISTIAN	W 85-64	368
FIELD GOALS-ATT	578-1326	511-1439	11/12/22	CSU PUEBLO	W 76-58	374
Field goal pct	.436	.355	11/21/22	at Southwestern Okla.	W 73-67	374
3 POINT FG-ATT	148-429	105-415	11/27/22	WESTERN COLO.	W 51-38	258
3-point FG pct	.345	.253	* 12/01/22	OKLA. CHRISTIAN	W 88-61	285
3-pt FG made per game	6.2	4.4	* 12/03/22	ARK.-FORT SMITH	W 76-49	402
FREE THROWS-ATT	356-461	287-399	* 12/08/22	at Tex. A&M Int'l	L 47-60	230
Free throw pct	.772	.719	* 12/10/22	at Tex. A&M-Kingsville	W 76-61	202
F-Throws made per game	14.8	12.0	12/16/22	vs Ga. Southwestern	L 59-70	0
REBOUNDS	904	865	12/17/22	vs Mont. St. Billings	W 60-58	0
Rebounds per game	37.7	36.0	* 12/30/22	CAMERON	W 85-34	481
Rebounding margin	+1.6	-	* 01/01/23	MIDWESTERN ST.	W 74-63	347
ASSISTS	335	242	* 01/05/23	at Tex. Permian Basin	W 73-60	128
Assists per game	14.0	10.1	* 01/07/23	at Angelo St.	L 51-53	1112
TURNOVERS	362	339	* 01/12/23	EASTERN N.M.	W 77-55	258
Turnovers per game	15.1	14.1	* 01/14/23	WESTERN N.M.	W 67-50	409
Turnover margin	-1.0	-	* 01/19/23	at UT Tyler	L 57-69	395
Assist/turnover ratio	0.9	0.7	* 01/21/23	at Texas Woman's	L 69-75	401
STEALS	159	178	* 01/26/23	at Midwestern St.	W 61-37	872
Steals per game	6.6	7.4	* 01/28/23	at Cameron	W 68-56	200
BLOCKS	80	80	* 02/02/23	ANGELO ST.	L 57-60	598
Blocks per game	3.3	3.3	* 02/04/23	TEX. PERMIAN BASIN	W 70-50	456
ATTENDANCE	4236	4232				
Home games-Avg/Game	11-385	9-435				
Neutral site-Avg/Game	-	4-80				

* - Conference game

Score by Periods	1st	2nd	3rd	4th	OT	Totals
Lubbock Christian	382	424	431	411	12	1660
Opponents	319	342	327	409	17	1414

CONFERENCE STATISTICS

#	Player	Total										3-Point		F-Throw		Rebounds									
		gp-gs	min	avg	fg-fga	fg%	3fg-fga	3fg%	ft-fa	ft%	off	def	tot	avg	pf	dq	a	to	blk	stl	pts	avg			
00	Grace Foster	16-16	486	30.4	79-165	.479	21-59	.356	58-67	.866	22	122	144	9.0	29	1	30	42	14	9	237	14.8			
02	Maci Maddox	16-16	552	34.5	59-148	.399	16-45	.356	16-18	.889	7	44	51	3.2	13	0	78	44	3	29	150	9.4			
03	Audrey Robertson	16-16	485	30.3	58-128	.453	14-38	.368	32-42	.762	14	70	84	5.3	30	1	46	35	3	23	162	10.1			
04	Rachel Haase	16-0	210	13.1	30-82	.366	20-58	.345	3-3	1.000	2	14	16	1.0	11	0	16	8	2	6	83	5.2			
12	Taylor Thomas	12-0	115	9.6	12-24	.500	1-8	.125	13-14	.929	0	10	10	0.8	16	0	5	12	2	6	38	3.2			
15	Shaylee Stovall	16-16	446	27.9	46-94	.489	28-60	.467	26-30	.867	1	23	24	1.5	17	0	17	19	0	12	146	9.1			
20	Carli Bostwick	16-2	145	9.1	16-49	.327	2-22	.091	7-17	.412	3	20	23	1.4	11	0	2	10	0	6	41	2.6			
23	Martie McCoy	16-7	224	14.0	13-42	.310	5-15	.333	14-19	.737	8	29	37	2.3	33	1	18	11	2	4	45	2.8			
30	Audrey Spurgin	13-0	88	6.8	10-30	.333	0-0	.000	14-18	.778	8	13	21	1.6	16	0	3	7	3	1	34	2.6			
31	Tia Johnson	6-0	32	5.3	7-17	.412	2-7	.286	1-1	1.000	1	6	7	1.2	9	0	1	0	0	2	17	2.8			
33	Deja Johnson	7-0	43	6.1	4-8	.500	1-3	.333	1-2	.500	1	6	7	1.0	3	0	4	2	0	2	10	1.4			
34	Whitney Cox	10-6	106	10.6	13-32	.406	0-0	.000	5-12	.417	3	21	24	2.4	15	0	6	9	3	0	31	3.1			
40	Reese Schumann	16-1	268	16.8	41-66	.621	0-0	.000	20-32	.625	28	47	75	4.7	45	2	8	25	20	8	102	6.4			
Team													25	41	66					14					
Total.....		16	3200		388-885	.438	110-315	.349	210-275	.764	123	466	589	36.8	248	5	234	238	52	108	1096	68.5			
Opponents.....		16	3200		322-927	.347	54-235	.230	195-282	.691	182	395	577	36.1	260	3	147	233	56	115	893	55.8			

Date	Opponent		Score
* 12/01/22	OKLA. CHRISTIAN	w	88-61
* 12/03/22	ARK.-FORT SMITH	w	76-49
* 12/08/22	at Tex. A&M Int'l	L	47-60
* 12/10/22	at Tex. A&M-Kingsville	w	76-61
* 12/30/22	CAMERON	w	85-34
* 01/01/23	MIDWESTERN ST.	w	74-63
* 01/05/23	at Tex. Permian Basin	w	73-60
* 01/07/23	at Angelo St.	L	51-53
* 01/12/23	EASTERN N.M.	w	77-55
* 01/14/23	WESTERN N.M.	w	67-50
* 01/19/23	at UT Tyler	L	57-69
* 01/21/23	at Texas Woman's	L	69-75
* 01/26/23	at Midwestern St.	w	61-37
* 01/28/23	at Cameron	w	68-56
* 02/02/23	ANGELO ST.	L	57-60
* 02/04/23	TEX. PERMIAN BASIN	w	70-50

* - Conference game

HOME STATISTICS

		Total										3-Point			F-Throw			Rebounds									
#	Player	gp-gs	min	avg	fg-fga	fg%	3fg-fga	3fg%	ft-fa	ft%	off	def	tot	avg	pf	dq	a	to	blk	stl	pts	avg					
00	Grace Foster	11-11	324	29.5	54-110	.491	14-37	.378	46-50	.920	18	100	118	10.7	17	0	27	27	10	7	168	15.3					
02	Maci Maddox	11-11	367	33.4	45-95	.474	9-25	.360	16-20	.800	2	19	21	1.9	4	0	53	23	1	25	115	10.5					
03	Audrey Robertson	11-11	303	27.5	41-86	.477	9-21	.429	32-43	.744	9	35	44	4.0	20	1	32	20	1	19	123	11.2					
04	Rachel Haase	11-0	145	13.2	15-48	.313	12-36	.333	4-6	.667	5	9	14	1.3	6	0	7	12	1	3	46	4.2					
12	Taylor Thomas	10-0	114	11.4	13-30	.433	1-10	.100	10-10	1.000	0	12	12	1.2	12	0	5	9	1	8	37	3.7					
15	Shaylee Stovall	11-11	287	26.1	30-62	.484	14-34	.412	20-23	.870	2	14	16	1.5	8	0	10	12	0	4	94	8.5					
20	Carli Bostwick	8-1	83	10.4	12-34	.353	2-15	.133	4-11	.364	2	15	17	2.1	4	0	2	4	0	6	30	3.8					
23	Martie McCoy	11-2	144	13.1	8-21	.381	4-10	.400	10-13	.769	6	14	20	1.8	19	1	8	10	1	1	30	2.7					
30	Audrey Spurgin	10-0	70	7.0	8-23	.348	0-1	.000	16-24	.667	5	11	16	1.6	14	0	2	3	1	1	32	3.2					
31	Tia Johnson	6-0	31	5.2	5-14	.357	2-7	.286	1-1	1.000	0	8	8	1.3	7	0	1	1	0	3	13	2.2					
33	Deja Johnson	7-0	41	5.9	3-7	.429	1-4	.250	5-6	.833	2	6	8	1.1	3	0	3	2	0	3	12	1.7					
34	Whitney Cox	9-7	91	10.1	15-31	.484	0-0	.000	5-11	.455	2	16	18	2.0	16	0	6	7	2	3	35	3.9					
40	Reese Schumann	11-1	200	18.2	26-44	.591	0-0	.000	19-29	.655	17	38	55	5.0	28	1	3	20	21	8	71	6.5					
Team													18	27	45					11							
Total.....		11	2200		275-605	.455	68-200	.340	188-247	.761	88	324	412	37.5	158	3	159	161	39	91	806	73.3					
Opponents.....		11	2200		211-637	.331	40-170	.235	120-174	.690	131	274	405	36.8	210	4	88	196	30	82	582	52.9					

Date	Opponent		Score
11/11/22	COLO. CHRISTIAN	w	85-64
11/12/22	CSU PUEBLO	w	76-58
11/27/22	WESTERN COLO.	w	51-38
* 12/01/22	OKLA. CHRISTIAN	w	88-61
* 12/03/22	ARK.-FORT SMITH	w	76-49
* 12/30/22	CAMERON	w	85-34
* 01/01/23	MIDWESTERN ST.	w	74-63
* 01/12/23	EASTERN N.M.	w	77-55
* 01/14/23	WESTERN N.M.	w	67-50
* 02/02/23	ANGELO ST.	L	57-60
* 02/04/23	TEX. PERMIAN BASIN	w	70-50

* - Conference game

AWAY STATISTICS

#	Player	Total										3-Point		F-Throw		Rebounds									
		gp-gs	min	avg	fg-fga	fg%	3fg-fga	3fg%	ft-fa	ft%	off	def	tot	avg	pf	dq	a	to	blk	stl	pts	avg			
00	Grace Foster	9-9	288	32.0	43-96	.448	13-34	.382	34-40	.850	15	60	75	8.3	21	1	13	25	6	3	133	14.8			
02	Maci Maddox	9-9	328	36.4	32-93	.344	10-29	.345	6-9	.667	6	36	42	4.7	12	0	43	32	2	16	80	8.9			
03	Audrey Robertson	9-9	311	34.6	31-73	.425	6-25	.240	19-22	.864	10	49	59	6.6	14	0	29	26	4	11	87	9.7			
04	Rachel Haase	9-0	121	13.4	22-53	.415	15-37	.405	1-1	1.000	1	7	8	0.9	6	0	12	2	2	3	60	6.7			
12	Taylor Thomas	6-0	39	6.5	3-5	.600	0-0	.000	7-8	.875	0	4	4	0.7	9	0	1	6	1	0	13	2.2			
15	Shaylee Stovall	9-9	259	28.8	23-53	.434	17-38	.447	12-17	.706	0	11	11	1.2	12	0	12	12	0	9	75	8.3			
20	Carli Bostwick	8-1	62	7.8	4-15	.267	0-7	.000	3-6	.500	1	5	6	0.8	7	0	0	6	0	0	11	1.4			
23	Martie McCoy	9-5	119	13.2	8-26	.308	2-7	.286	4-6	.667	3	19	22	2.4	19	0	11	4	2	3	22	2.4			
30	Audrey Spurgin	7-0	47	6.7	4-14	.286	0-0	.000	2-2	1.000	4	5	9	1.3	8	0	2	5	2	1	10	1.4			
31	Tia Johnson	1-0	7	7.0	2-5	.400	0-1	.000	0-0	.000	1	1	2	2.0	2	0	0	0	0	0	4	4.0			
33	Deja Johnson	1-0	9	9.0	1-2	.500	0-0	.000	0-0	.000	0	0	0	0.0	0	0	1	0	0	0	2	2.0			
34	Whitney Cox	5-3	67	13.4	12-23	.522	0-0	.000	0-3	.000	2	15	17	3.4	8	0	3	5	3	0	24	4.8			
40	Reese Schumann	9-0	143	15.9	24-39	.615	0-0	.000	6-12	.500	18	26	44	4.9	27	1	5	12	8	4	54	6.0			
Team												10	24	34						6					
Total.....		9	1800		209-497	.421	63-178	.354	94-126	.746	71	262	333	37.0	145	2	132	141	30	50	575	63.9			
Opponents.....		9	1800		193-531	.363	38-152	.250	114-159	.717	94	220	314	34.9	132	2	100	103	38	73	538	59.8			

Date	Opponent		Score
11/21/22	at Southwestern Okla.	w	73-67
* 12/08/22	at Tex. A&M Int'l	L	47-60
* 12/10/22	at Tex. A&M-Kingsville	w	76-61
* 01/05/23	at Tex. Permian Basin	w	73-60
* 01/07/23	at Angelo St.	L	51-53
* 01/19/23	at UT Tyler	L	57-69
* 01/21/23	at Texas Woman's	L	69-75
* 01/26/23	at Midwestern St.	w	61-37
* 01/28/23	at Cameron	w	68-56

* - Conference game

NEUTRAL SITE STATISTICS

#	Player			Total			3-Point			F-Throw			Rebounds
---	--------	--	--	-------	--	--	---------	--	--	---------	--	--	----------

DIVISION GAME STATISTICS

RECORD:	OVERALL	HOME	AWAY	NEUTRAL
ALL GAMES	8-2	5-1	3-1	0-0
CONFERENCE	8-2	5-1	3-1	0-0
NON-CONFERENCE	0-0	0-0	0-0	0-0

##	Player	gp-gs	min	avg	Total		3-Point		F-Throw		Rebounds				pf	dq	a	to	blk	stl	pts	avg
					fg-fga	fg%	3fg-fga	3fg%	ft-fa	ft%	off	def	tot	avg								
00	Grace Foster	10-10	298	29.8	56-109	.514	12-36	.333	43-49	.878	17	77	94	9.4	17	1	18	28	9	5	167	16.7
02	Maci Maddox	10-10	339	33.9	31-77	.403	5-19	.263	11-13	.846	3	23	26	2.6	6	0	46	24	1	14	78	7.8
03	Audrey Robertson	10-10	287	28.7	38-80	.475	12-25	.480	20-26	.769	8	50	58	5.8	15	1	29	21	2	11	108	10.8
04	Rachel Haase	10-0	127	12.7	16-48	.333	12-37	.324	0-0	.000	0	10	10	1.0	5	0	8	5	1	6	44	4.4
12	Taylor Thomas	8-0	88	11.0	9-18	.500	1-6	.167	9-10	.900	0	8	8	1.0	12	0	4	8	2	5	28	3.5
15	Shaylee Stovall	10-10	282	28.2	23-53	.434	16-37	.432	15-17	.882	1	19	20	2.0	10	0	10	12	0	9	77	7.7
20	Carli Bostwick	10-2	95	9.5	12-35	.343	2-14	.143	4-11	.364	3	15	18	1.8	9	0	1	8	0	4	30	3.0
23	Martie McCoy	10-5	164	16.4	10-31	.323	2-9	.222	11-13	.846	6	24	30	3.0	19	1	13	7	2	3	33	3.3
30	Audrey Spurgin	8-0	56	7.0	8-22	.364	0-0	.000	8-10	.800	5	10	15	1.9	9	0	2	3	2	1	24	3.0
31	Tia Johnson	4-0	24	6.0	5-13	.385	1-4	.250	0-0	.000	1	4	5	1.3	7	0	1	0	0	1	11	2.8
33	Deja Johnson	5-0	33	6.6	4-8	.500	1-3	.333	0-0	.000	0	4	4	0.8	0	0	3	2	0	0	9	1.8
34	Whitney Cox	5-2	40	8.0	3-9	.333	0-0	.000	0-0	.000	0	5	5	1.0	4	0	2	4	2	0	6	1.2
40	Reese Schumann	10-1	167	16.7	27-41	.659	0-0	.000	14-22	.636	15	25	40	4.0	29	2	3	14	14	4	68	6.8
Team											17	32	49				10					
Total.....		10	2000		242-544	.445	64-190	.337	135-171	.789	76	306	382	38.2	142	5	140	146	35	63	683	68.3
Opponents.....		10	2000		190-600	.317	31-158	.196	107-156	.686	130	244	374	37.4	161	2	81	141	35	70	518	51.8

TEAM STATISTICS	LCU	OPP
SCORING	683	518
Points per game	68.3	51.8
Scoring margin	+16.5	-
FIELD GOALS-ATT	242-544	190-600
Field goal pct	.445	.317
3 POINT FG-ATT	64-190	31-158
3-point FG pct	.337	.196
3-pt FG made per game	6.4	3.1
FREE THROWS-ATT	135-171	107-156
Free throw pct	.789	.686
F-Throws made per game	13.5	10.7
REBOUNDS	382	374
Rebounds per game	38.2	37.4
Rebounding margin	+0.8	-
ASSISTS	140	81
Assists per game	14.0	8.1
TURNOVERS	146	141
Turnovers per game	14.6	14.1
Turnover margin	-0.5	-
Assist/turnover ratio	1.0	0.6
STEALS	63	70
Steals per game	6.3	7.0
BLOCKS	35	35
Blocks per game	3.5	3.5
ATTENDANCE	2549	2312
Home games-Avg/Game	6-425	4-578
Neutral site-Avg/Game	-	0-0

Date	Opponent		Score	Att.
* 12/30/22	CAMERON	w	85-34	481
* 01/01/23	MIDWESTERN ST.	w	74-63	347
* 01/05/23	at Tex. Permian Basin	w	73-60	128
* 01/07/23	at Angelo St.	L	51-53	1112
* 01/12/23	EASTERN N.M.	w	77-55	258
* 01/14/23	WESTERN N.M.	w	67-50	409
* 01/26/23	at Midwestern St.	w	61-37	872
* 01/28/23	at Cameron	w	68-56	200
* 02/02/23	ANGELO ST.	L	57-60	598
* 02/04/23	TEX. PERMIAN BASIN	w	70-50	456

* - Conference game

Score by Periods	1st	2nd	3rd	4th	Totals
Lubbock Christian	164	182	163	174	683
Opponents	120	109	134	155	518

OPPONENT BREAKDOWN

Western New Mexico (7-13, 5-11)



Location: Silver City, N.M.

Enrollment: 2,896

Head Coach: Josh Pace

Assistant Coaches: Richie Willis, Charlissa Jenkins

ALL-TIME MEETINGS (LCU leads 14-10)

Date	Winner	Score
11/28/80	WNMU (N1)	61-55
12/6/86	WNMU (N2)	67-65
11/19/88	WNMU (N3)	59-42
11/18/89	WNMU (N3)	93-72
11/17/90	WNMU (N3)	83-69
1/29/91	LCU (A)	74-73
11/16/91	LCU (N3)	83-81
1/13/92	WNMU (H)	59-57
1/28/92	LCU (H)	87-64
1/30/93	WNMU (H)	98-63
2/20/93	WNMU (A)	87-86
1/22/94	WNMU (H)	88-72
2/26/94	WNMU (A)	87-69
11/20/00	LCU (H)	102-70
11/23/02	LCU (A)	62-49
11/27/06	LCU (H)	72-45
11/20/07	LCU (A)	85-55
12/17/17	LCU (H)	85-44
2/2/20	LCU (H)	64-40
2/11/20	LCU (A)	68-37
2/11/21	LCU (H)	80-23
2/12/21	LCU (H)	75-39
12/11/21	LCU (A)	67-39
2/24/22	LCU (H)	76-49
1/14/22	LCU (H)	67-50

H - Home Team Won

A - Away Team Won

N1 - Neutral Site (Las Vegas, N.M.)

N2 - Neutral Site (Portales, N.M.)

N3 - Neutral Site (Alpine, Texas)

ROSTER

#	NAME	POS.	H	YR.	HOMETOWN/PREVIOUS SCHOOL
0	Milan Tuttle	G	5'7	So.	Oakland, Calif. / Academy of Art
1	Brooke Rodgers	G	5'8	So.	Phoenix, Ariz. / Academy of Art
2	Delany Cook	G	5'9	Fr.	Peoria, Ill. / Peoria Norte Dame HS
5	Alina Simon	G	5'9	Jr.	Killeen, Tex. / Ellison HS
10	Cassandra Vickery	G	5'7	Gr.	Tularosa, N.M. / Tularosa HS
11	Kyra Paniora	PG	5'7	Jr.	Queensland, Australia / Southern Idaho
12	Sydney Wright	G	5'5	Jr.	Houston, Tex. / Eastern Arizona
13	Charlize Bustillos	G	5'6	Jr.	El Paso, Tex. / Riverside HS
21	Eliza Joynes	C	6'4	So.	Adelaide, South Australia / Loyola Marymount
23	Abigail Walter	G	5'8	Sr.	Fort Worth, Tex. / Nolan Catholic HS
25	Susi Namoa	F	5'9	Jr.	Lahaina, Hawaii / Eastern Arizona
31	Bria Reed	F	5'9	So.	Houston, Tex. / Clear Creek HS
32	Larissa Laborin	G	5'9	Fr.	Las Cruces, N.M. / Centennial HS
33	Diamond Moore	F	5'9	Jr.	Colorado Springs, Colo. / North Platt CC
34	Naomi Kimble	F	5'11	Fr.	Animas, N.M. / Animas HS

TEAM STATISTICS

Game Records

Record	Overall	Home	Away	Neutral
ALL GAMES	7-14	6-4	1-9	0-1
CONFERENCE	5-11	4-4	1-7	0-0
NON-CONFERENCE	2-3	2-0	0-2	0-1

Score by Periods

Team	1st	2nd	3rd	4th	OT	TOT
Western N.M.	294	302	303	310	17	1226
Opponents	298	299	300	354	20	1271

Team Box Score

No.	Player	GP-GS	MIN	AVG	Total	3-Point	F-Throw	Rebounds	PF	DQ	A	TO	BLK	STL	PTS	AVG
					FG-FGA FG%	3FG-3FGA 3FG%	FT-FTA FT%	OFF DEF TOT AVG								
12	WRIGHT, Sydney	21-21	643:45	30.7	81-253 .320	46-149 .309	36-46 .783	12 40 52 2.5	40	1	44	68	0	12	244	11.6
33	MOORE, Diamond	21-18	478:07	22.8	91-194 .469	0-0 .000	45-67 .672	52 95 147 7.0	57	2	8	53	2	13	227	10.8
25	NAMAO, Susi	14-14	386:48	27.6	43-108 .398	17-50 .340	11-15 .733	23 63 86 6.1	42	2	23	38	1	9	114	8.1
1	RODGERS, Brooke	21-21	662:55	31.6	61-173 .353	12-43 .279	37-60 .617	35 98 133 6.3	53	0	46	65	10	25	171	8.1
0	TUTTLE, Milan	9-7	250:33	27.8	20-55 .364	14-39 .359	15-19 .789	5 41 46 5.1	21	0	20	16	1	6	69	7.7
21	JOYNES, Eliza	21-4	403:23	19.2	60-119 .504	2-7 .286	3-7 .429	32 54 86 4.1	29	1	6	17	24	5	125	6.0
2	COOK, Delaney	16-11	320:53	20.1	24-66 .364	7-33 .212	18-24 .750	5 24 29 1.8	37	3	20	25	1	14	73	4.6
31	REED, Bria	15-1	190:53	12.7	28-58 .483	0-5 .000	5-7 .714	10 19 29 1.9	16	0	8	24	0	6	61	4.1
5	SIMON, Alina	16-4	285:40	17.9	20-62 .323	2-17 .118	8-9 .889	14 39 53 3.3	20	1	20	26	4	11	50	3.1
11	PANIORA, Kyra	18-3	325:38	18.1	19-46 .413	2-2 1.000	13-32 .406	3 32 35 1.9	30	1	27	39	1	15	53	2.9
10	VICKERY, Cassandra	21-1	297:01	14.1	12-63 .190	4-29 .138	11-17 .647	17 28 45 2.1	19	0	18	20	2	19	39	1.9
34	KIMBLE, Naomi	1-0	04:23	4.4	0-0 .000	0-0 .000	0-0 .000	0 1 1 1.0	0	0	0	0	0	0	0	0.0
Team								36 44 80				17				
Total		21	4250		459-1197 .383	106-374 .283	202-303 .667	244 578 822 39.1	364	11	240	408	46	135	1226	58.4
Opponents		21	4250		447-1233 .363	111-369 .301	266-381 .698	221 510 731 34.8	311	7	203	319	64	192	1271	60.5

2022-2023 RESULTS

Date	Opponent	Score
11/11/2022	at N.M. Highlands	L 55-64
11/12/2022	vs Fort Lewis	L 57-66
11/21/2022	SAGU American Indian	W 116-47
11/22/2022	at New Mexico	L 57-93
11/28/2022	Northern N.M.	W 72-55
12/01/2022	at St. Mary's (TX)	Lot2 73-76
12/03/2022	at St. Edward's	L 57-64
12/17/2022	UT Tyler	L 41-48
12/19/2022	Texas Woman's	L 53-56
12/30/2022	Angelo St.	L 50-54
01/01/2023	Tex. Permian Basin	W 69-66
01/05/2023	at Midwestern St.	W 53-47
01/07/2023	at Cameron	L 43-54
01/12/2023	at West Tex. A&M	L 66-73
01/14/2023	at Lubbock Christian	L 50-67
01/19/2023	Tex. A&M-Kingsville	L 45-51
01/21/2023	Tex. A&M Int'l	W 51-50
01/26/2023	at Tex. Permian Basin	L 52-74
01/28/2023	at Angelo St.	L 52-56
02/02/2023	Cameron	W 50-48
02/04/2023	Midwestern St.	W 64-62

OPPONENT BREAKDOWN

Eastern New Mexico (11-10, 8-8)



Location: Portales, N.M.

Enrollment: 4,991

Head Coach: Meghan De los Reyes

Assistant Coach: Martin Pazanin

ALL-TIME MEETINGS (ENMU leads 24-18)

Date	Winner	Score	Date	Winner	Score
12/14/79	ENMU (A)	78-63	1/7/95	LCU (H)	91-55
1/13/81	LCU (H)	57-54	12/30/02	LCU (A)	69-65
2/16/81	ENMU (H)	84-68	12/29/06	ENMU (H)	73-61
12/8/81	ENMU (H)	79-65	11/12/07	LCU (H)*	86-62
1/19/82	ENMU (A)	79-74	11/9/10	ENMU (H)*	73-69
12/3/82	ENMU (H)	84-58	11/12/13	LCU (H)	101-66
1/6/83	ENMU (A)	60-46	1/6/14	LCU (A)	84-52
12/2/83	ENMU (H)	72-69	11/29/14	LCU (H)	101-49
2/17/84	ENMU (H)	77-40	11/20/15	LCU (H)	89-55
1/5/85	ENMU (H)	78-50	12/30/17	LCU (A)	64-55
2/14/85	ENMU (A)	69-65	12/31/18	LCU (H)	64-48
1/11/86	ENMU (A)	59-58	1/16/20	ENMU (H)	69-68 (OT)
2/13/86	ENMU (H)	76-69	2/8/20	LCU (H)	77-53
12/5/86	ENMU (H)	80-54	2/17/22	LCU (A)	66-43
2/5/87	ENMU (A)	69-53	2/22/22	LCU (H)	73-46
12/4/87	ENMU (H)	73-58	1/12/23	LCU (H)	77-55
2/11/88	ENMU (A)	72-63			
11/21/88	LCU (H)	62-54			
12/1/88	ENMU (A/E)	62-56			
11/30/89	ENMU (H)	74-50			
12/5/89	LCU (H)	77-67			
11/30/90	ENMU (H)	74-57			
1/3/91	LCU (H)	64-53			
12/7/91	ENMU (H)	83-71			
1/6/92	ENMU (A)	70-58			
1/9/93	ENMU (H)	86-47			
2/24/94	LCU (H)	70-68			
11/26/94	LCU (A)	73-65			

A - Away Team Won

H - Home Team Won

E - Exhibition For LCU

* - Regular season for LCU and Possible Exhibition for ENMU

LCU SERIES HIGHS (Since 2008)

Points:	101	2 times
Individual Points:	26	Emma Middleton 2/8/20
Field Goal %:	.692	vs. ENMU 11/29/14
Indiv. FG made:	9	Emma Middleton 2/8/20
Three-pointers:	15	vs. ENMU 11/12/13
Individual "3's":	4	3 players
Rebounds:	48	vs. ENMU 11/20/15
Individual Reb:	12	Maddi Chitsey 1/16/20
Assists:	28	vs. ENMU 11/12/13
Individual Assists:	11	Haley Burton 11/12/13
Blocks:	8	vs. ENMU 11/12/13
Individual Blocks:	5	Allison Szabo 11/12/13

ROSTER

No.	Name	Pos.	Ht.	Class	Hometown / Last School
1	Ashley Shipley	G	5-7	Jr.	Tucumcari, N.M. / Texas A&M-Commerce
3	Edecia Beck	F	5-11	Sr.	Grand Rapids, Mich. / Wright State
4	Corin Camara	G	5-11	Fr.	Hanford, Calif. / Buchanan HS
5	Julieta Ceja	F	6-0	Fr.	Jiquilpan, Michoacán, Mexico / Colegio San Carlos
10/32*	Marley Freeman	G	5-8	Fr.	Brandon, Miss. / Brandon HS
11	Stacy Ajobiewe	F	5-11	Sr.	Riverside, Calif. / Life Pacific University
12	Deja Adrian	G/F	5-9	Jr.	Houston, Texas / Blinn College
14	Julia Chavez	G	5-7	Sr.	Rio Rancho, N.M. / Rio Rancho HS
20	Bella Stone	G	5-6	So.	Crescent City, Calif. / South Medford HS
23	Alexandra Sariñana	G	5-5	Jr.	El Paso, Texas / Central Wyoming College
24	KiKi Roberts	G/F	5-11	Fr.	Fairfield, Calif. / Vanden HS
25	Alexsis Johnson	P	6-3	Sr.	Fort Myers, Fla. / Hampton
30	Lazurea Saunders	F	6-0	Gr.	Grand Rapids, Mich. / Alabama A&M

TEAM STATISTICS

Game Records

Record	Overall	Home	Away	Neutral
ALL GAMES	11-10	6-5	4-5	1-0
CONFERENCE	8-8	4-4	4-4	0-0
NON-CONFERENCE	3-2	2-1	0-1	1-0

Score by Periods

Team	1st	2nd	3rd	4th	OT	TOT
Eastern N.M.	329	337	306	390	0	1362
Opponents	340	320	290	349	0	1299

Team Box Score

No.	Player	GP-GS	MIN	AVG	Total	3-Point	F-Throw	Rebounds	PF	DQ	A	TO	BLK	STL	PTS	AVG
					FG-FGA	FG%	3FG-3FGA	3FG%	FT-FTA	FT%	OFF	DEF	TOT	AVG		
12	ADRIAN, Deja	17-16	548:33	32.3	101-228	.443	22-56	.393	70-86	.814	37	81	118	6.9	37	0
3	BECK, Edecia	18-7	409:58	22.8	60-175	.343	9-38	.237	80-94	.851	47	72	119	6.6	50	0
1	SHIPLEY, Ashley	19-19	633:25	33.3	57-164	.348	39-118	.331	35-47	.745	30	66	96	5.1	30	0
20	STONE, Bella	21-20	709:16	33.8	58-180	.322	23-93	.247	39-55	.709	26	83	109	5.2	57	4
30	SAUNDERS, Lazurea	21-19	579:15	27.6	64-162	.395	16-55	.291	13-29	.448	43	86	129	6.1	47	0
5	CEJA, Julieta	21-19	457:22	21.8	41-146	.281	10-51	.196	46-64	.719	38	56	94	4.5	43	1
4	CAMARA, Corin	18-0	198:12	11.0	26-84	.310	26-80	.325	0-3	.000	3	25	28	1.6	5	0
24	ROBERTS, KiKi	20-2	346:22	17.3	25-72	.347	0-6	.000	26-61	.426	41	51	92	4.6	44	0
10	FREEMAN, Marley	18-3	178:55	9.9	9-43	.209	6-25	.240	5-8	.625	7	17	24	1.3	14	0
23	SARIÑANA, Alexandria	20-0	138:42	6.9	4-20	.200	1-12	.083	6-10	.600	3	9	12	0.6	9	0
Team											44	39	83		15	
Total		21	4200		445-1274	.349	152-534	.285	320-457	.700	319	585	904	43.0	337	5
Opponents		21	4200		478-1258	.380	145-486	.298	198-294	.673	241	543	784	37.3	393	7

2022-2023 RESULTS

Date	Opponent	Score
11/11/2022	vs Fort Lewis	W 73-58
11/12/2022	at N.M. Highlands	L 53-55
11/23/2022	Eckerd	L 64-72
11/26/2022	Western Colo.	W 51-37
12/01/2022	at St. Edward's	W 76-56
12/03/2022	at St. Mary's (TX)	W 72-65
12/12/2022	Northern N.M.	W 83-48
12/15/2022	UT Tyler	L 60-76
12/17/2022	Texas Woman's	L 62-64
12/30/2022	Tex. Permian Basin	W 65-60
01/01/2023	Angelo St.	L 63-73
01/05/2023	at Cameron	W 55-42
01/07/2023	at Midwestern St.	L 77-83
01/12/2023	at Lubbock Christian	L 55-77
01/14/2023	at West Tex. A&M	L 55-84
01/19/2023	Tex. A&M Int'l	W 73-67
01/21/2023	Tex. A&M-Kingsville	L 48-50
01/26/2023	at Angelo St.	L 74-79
01/28/2023	at Tex. Permian Basin	W 63-50
02/02/2023	Midwestern St.	W 80-55
02/04/2023	Cameron	W 60-48

LUBBOCK CHRISTIAN UNIVERSITY WOMEN'S BASKETBALL GAME NOTES

LCU RECORD WHEN...

At home	10-1
On the road	5-4
Neutral site.....	1-3
Lone Star Conference	11-5

Monday	1-0
Tuesday.....	0-0
Wednesday	0-0
Thursday	4-3
Friday.....	2-1
Saturday.....	7-3
Sunday	2-1

Against ranked opponents.....	1-3
Top 5 opponents	0-0
Top 10 opponents	0-2

Scoring

70-plus points	11-1
60-69 points	4-2
50-59 points	1-4
49 or less points.....	0-1

Allowing

70-plus points	0-3
60-69 points	6-4
50-59 points	6-1
49 or less points.....	4-0

Shooting

50% or better	5-0
40-49%	10-4
30-39%	1-3
29.9% or less	0-1

Opponents Shooting

50% or better	0-1
40-49%	1-3
30-39%	11-4
29.9% or less	4-0

Percentages From The Field

Out-shooting the opponent	16-3
Opponents out-shoot LCU	0-5
Tied	0-0

Rebounding

Out-rebound an opponent.....	7-5
Opponent out-rebounds LCU	8-2
Tied	1-1

Turnovers

Commit 15 or less turnovers	10-3
Commit more than 15 turnovers.....	6-5
Force 15 or less turnovers.....	8-7
Force more than 15	8-1

Misc.

When Leading after the 1st Quarter.....	12-2
When Tied after the 1st Quarter.....	2-0
When Trailing after the 1st Quarter.....	2-6

When Leading at halftime	14-2
When Tied at halftime	0-0
When Trailing at halftime	2-6

When Leading after the 3rd Quarter	16-3
When Tied after the 3rd Quarter	0-1
When Trailing after the 3rd Quarter	0-4
Overtime	0-1

Lubbock Christian Team Game-by-Game Comparison (as of Feb 09, 2023)

All games

Opponent	1st	2nd	Score	Mar	Total FG	FG Pct	3-Pointers	3FG Pct	Free Throws	FT Pct	Rebounds	Assist	T/Over	Block	Steal	Fouls	
Mo. Southern St.	33/35	31/30	64-65	(1)	22-57/25-76	.386/.329	3-9/5-27	.333/.185	17-23/10-12	.739/.833	46/46	-	13/15	14/8	4/4	4/5	14/20
Missouri Western	33/39	51/45	96-101	(5)	31-63/36-75	.492/.480	5-11/9-28	.455/.321	29-33/20-26	.879/.769	39/32	+7	11/15	18/13	4/4	8/11	23/26
COLO. CHRISTIAN	47/33	38/31	85-64	+21	26-59/25-71	.441/.352	7-20/5-25	.350/.200	26-32/9-12	.813/.750	38/45	(7)	16/8	14/22	5/5	13/14	13/22
CSU PUEBLO	40/28	36/30	76-58	+18	24-47/19-55	.511/.345	6-10/7-26	.600/.269	22-30/13-17	.733/.765	39/27	+12	14/10	22/16	3/3	7/11	16/23
Southwestern Okla.	36/43	37/24	73-67	+6	30-62/26-69	.484/.377	5-19/9-26	.263/.346	8-14/6-8	.571/.750	45/33	+12	21/16	16/8	7/1	4/8	11/16
WESTERN COLO.	24/25	27/13	51-38	+13	16-49/12-46	.327/.261	3-14/3-10	.214/.300	16-22/11-14	.727/.786	34/37	(3)	6/7	12/20	2/3	9/7	15/21
OKLA. CHRISTIAN	42/31	46/30	88-61	+27	29-62/18-44	.468/.409	7-17/3-8	.412/.375	23-34/22-40	.676/.550	36/38	(2)	15/12	10/25	5/1	14/4	24/25
ARK.-FORT SMITH	31/28	45/21	76-49	+27	25-59/20-55	.424/.364	6-22/2-13	.273/.154	20-27/7-11	.741/.636	36/39	(3)	16/6	12/20	1/0	7/6	11/23
Tex. A&M Int'l	19/23	28/37	47-60	(13)	18-56/19-57	.321/.333	5-21/5-11	.238/.455	6-12/17-22	.500/.773	31/38	(7)	10/13	22/18	6/7	7/11	16/15
Tex. A&M-Kingsville	37/26	39/35	76-61	+15	30-56/26-66	.536/.394	7-15/6-20	.467/.300	9-12/3-8	.750/.375	38/30	+8	22/12	11/6	3/3	2/9	13/9
Ga. Southwestern	28/36	31/34	59-70	(11)	19-51/27-64	.373/.422	6-19/7-21	.316/.333	15-17/9-13	.882/.692	41/32	+9	11/15	17/8	2/2	2/7	16/16
Mont. St. Billings	32/29	28/29	60-58	+2	22-53/19-56	.415/.339	3-12/6-17	.250/.353	13-15/14-15	.867/.933	33/36	(3)	9/9	11/11	1/2	4/0	21/11
CAMERON	54/14	31/20	85-34	+51	31-66/14-56	.470/.250	11-29/3-16	.379/.188	12-14/3-5	.857/.600	48/33	+15	19/3	15/23	3/4	10/6	8/14
MIDWESTERN ST.	35/26	39/37	74-63	+11	23-54/22-64	.426/.344	4-16/2-6	.250/.333	24-32/17-21	.750/.810	39/40	(1)	13/9	19/21	4/2	9/9	22/23
Tex. Permian Basin	35/27	38/33	73-60	+13	23-46/20-65	.500/.308	6-17/3-25	.353/.120	21-26/17-26	.808/.654	36/41	(5)	11/5	21/18	2/0	8/12	24/25
Angelo St.	28/23	23/30	51-53	(2)	18-61/21-60	.295/.350	6-20/2-11	.300/.182	9-11/9-13	.818/.692	41/42	(1)	7/10	17/15	4/6	8/11	14/14
EASTERN N.M.	35/30	42/25	77-55	+22	29-48/18-61	.604/.295	9-20/3-24	.450/.125	10-14/16-17	.714/.941	31/34	(3)	19/7	18/14	5/0	7/10	14/14
WESTERN N.M.	24/19	43/31	67-50	+17	25-60/21-68	.417/.309	4-18/2-10	.222/.200	13-15/6-9	.867/.667	43/43	-	12/6	9/10	8/4	4/3	10/14
UT Tyler	34/22	23/47	57-69	(12)	20-50/22-53	.400/.415	11-30/5-16	.367/.313	6-6/20-26	1000/.769	37/30	+7	14/10	25/12	0/2	6/11	21/14
Texas Woman's	24/34	45/41	69-75	(6)	24-58/27-52	.414/.519	10-20/2-9	.500/.222	11-13/19-19	.846/1000	29/28	+1	17/13	12/11	2/8	9/4	21/13
Midwestern St.	28/18	33/19	61-37	+24	22-54/11-54	.407/.204	4-14/1-14	.286/.071	13-18/14-23	.722/.609	43/38	+5	15/4	10/8	5/7	1/4	17/16
Cameron	40/30	28/26	68-56	+12	24-54/21-55	.444/.382	9-22/5-20	.409/.250	11-14/9-14	.786/.643	33/34	(1)	15/17	7/7	1/4	5/3	8/10
ANGELO ST.	26/28	31/32	57-60	(3)	22-54/22-57	.407/.386	2-14/4-11	.143/.364	11-15/12-20	.733/.600	35/38	(3)	10/8	14/11	1/5	4/5	15/18
TEX. PERMIAN BASIN	41/14	29/36	70-50	+20	25-47/20-60	.532/.333	9-20/6-21	.450/.286	11-12/4-8	.917/.500	33/31	+2	19/12	16/14	2/3	7/7	10/13

Note: Game totals are displayed in the format TEAM/OPPONENT for each category

LUBBOCK CHRISTIAN UNIVERSITY WOMEN'S BASKETBALL GAME NOTES

Lubbock Christian Points-Rebounds-Assists (as of Feb 09, 2023)

All games

Opponent	Date	Score		00 FOSTER, GRA	02 MADDOX, MAC	03 ROBERTSON,	04 HAASE, RACH	12 THOMAS, TAY	15 STOVALL, SH	20 BOSTWICK, C
vs Mo. Southern St.	11/05/22	64-65	L	16-11-2	8-4-3	7-10-4	DNP	1-1-1	14-2-1	DNP
vs Missouri Western	11/06/22	96-101	L	36-6-1	13-2-6	15-5-2	DNP	5-1-0	6-1-1	DNP
COLO. CHRISTIAN	11/11/22	85-64	W	8-10-0	14-3-5	12-3-6	10-2-1	6-1-1	5-1-2	DNP
CSU PUEBLO	11/12/22	76-58	W	25-11-3	14-1-4	14-3-2	4-4-1	2-2-0	8-1-2	DNP
at Southwestern Okla.	11/21/22	73-67	W	22-16-6	4-7-7	11-6-5	9-0-1	2-1-0	3-0-1	DNP
WESTERN COLO.	11/27/22	51-38	W	9-12-1	13-1-2	11-7-2	0-0-0	2-2-0	7-1-0	DNP
OKLA. CHRISTIAN	12/01/22	88-61	W	8-6-2	19-3-5	7-4-2	0-3-2	8-2-0	16-0-0	5-3-0
ARK.-FORT SMITH	12/03/22	76-49	W	14-8-3	8-2-5	13-3-3	5-1-0	0-0-1	12-0-1	0-1-1
at Tex. A&M Int'l	12/08/22	47-60	L	11-8-1	11-4-3	6-2-2	0-0-0	2-0-0	9-0-1	0-0-0
at Tex. A&M-Kingsville	12/10/22	76-61	W	21-14-3	9-7-9	6-4-5	21-0-0	DNP	1-1-1	2-1-0
vs Ga. Southwestern	12/16/22	59-70	L	4-4-2	6-4-3	15-6-3	0-1-1	0-0-0	5-0-1	18-6-0
vs Mont. St. Billings	12/17/22	60-58	W	5-6-2	13-8-3	19-2-3	0-0-1	0-1-0	1-2-0	11-2-0
CAMERON	12/30/22	85-34	W	12-7-2	11-3-4	11-8-4	14-0-0	2-2-1	10-2-0	7-2-1
MIDWESTERN ST.	01/01/23	74-63	W	27-14-4	12-3-8	11-3-0	0-0-0	6-3-0	13-2-1	0-1-0
at Tex. Permian Basin	01/05/23	73-60	W	20-7-0	13-1-5	18-9-3	3-1-0	6-1-0	2-4-0	0-1-0
at Angelo St.	01/07/23	51-53	L	8-7-0	4-7-3	18-12-1	0-1-1	0-0-0	12-2-0	3-0-0
EASTERN N.M.	01/12/23	77-55	W	17-11-3	9-1-7	12-4-4	5-1-1	0-0-0	10-4-1	5-2-0
WESTERN N.M.	01/14/23	67-50	W	14-13-2	4-3-5	9-4-4	5-1-0	2-0-0	8-2-1	4-3-0
at UT Tyler	01/19/23	57-69	L	5-10-1	14-2-5	8-7-3	11-2-4	DNP	13-3-1	0-0-0
at Texas Woman's	01/21/23	69-75	L	11-4-2	11-7-5	14-6-2	2-0-2	0-0-0	18-0-3	4-0-0
at Midwestern St.	01/26/23	61-37	W	12-5-0	6-4-1	2-5-3	5-3-2	3-2-1	11-0-4	0-4-0
at Cameron	01/28/23	68-56	W	23-4-0	8-3-5	4-8-5	9-1-2	DNP	6-1-1	2-0-0
ANGELO ST.	02/02/23	57-60	L	21-17-3	8-1-3	12-4-2	0-1-0	DNP	3-1-2	0-0-0
TEX. PERMIAN BASIN	02/04/23	70-50	W	13-9-4	3-0-5	11-1-3	3-1-2	9-0-2	2-2-0	9-5-0

Opponent	Date	Score		23 MCCOY, MART	30 SPURGIN, AU	31 JOHNSON, TI	33 JOHNSON, DE	34 COX, WHITNE	40 SCHUMANN, R
vs Mo. Southern St.	11/05/22	64-65	L	0-1-0	2-0-0	0-1-1	DNP	6-6-1	10-6-0
vs Missouri Western	11/06/22	96-101	L	3-7-0	DNP	DNP	DNP	12-11-1	6-1-0
COLO. CHRISTIAN	11/11/22	85-64	W	5-1-0	5-2-0	0-3-0	4-1-0	8-1-1	8-4-0
CSU PUEBLO	11/12/22	76-58	W	0-2-0	3-1-1	DNP	DNP	4-4-1	2-6-0
at Southwestern Okla.	11/21/22	73-67	W	2-2-0	0-0-0	DNP	DNP	14-5-1	6-6-0
WESTERN COLO.	11/27/22	51-38	W	0-0-1	0-1-0	DNP	DNP	2-1-0	7-8-0
OKLA. CHRISTIAN	12/01/22	88-61	W	4-2-1	5-2-0	3-2-0	1-1-1	7-4-1	5-4-1
ARK.-FORT SMITH	12/03/22	76-49	W	3-1-1	1-3-0	3-0-0	0-2-0	10-5-1	7-6-0
at Tex. A&M Int'l	12/08/22	47-60	L	0-0-1	0-0-0	DNP	DNP	2-7-1	6-10-1
at Tex. A&M-Kingsville	12/10/22	76-61	W	0-2-0	2-0-1	DNP	DNP	6-2-1	8-3-2
vs Ga. Southwestern	12/16/22	59-70	L	0-1-0	3-0-0	DNP	DNP	2-2-1	6-9-0
vs Mont. St. Billings	12/17/22	60-58	W	0-2-0	3-2-0	DNP	DNP	6-3-0	2-3-0
CAMERON	12/30/22	85-34	W	0-5-3	8-4-1	DNP	5-3-2	DNP	5-6-1
MIDWESTERN ST.	01/01/23	74-63	W	0-1-0	0-1-0	DNP	DNP	DNP	5-7-0
at Tex. Permian Basin	01/05/23	73-60	W	6-4-3	DNP	DNP	DNP	DNP	5-2-0
at Angelo St.	01/07/23	51-53	L	2-1-2	4-5-0	DNP	DNP	DNP	0-1-0
EASTERN N.M.	01/12/23	77-55	W	3-0-0	1-0-0	0-2-1	0-0-0	2-0-1	13-2-1
WESTERN N.M.	01/14/23	67-50	W	0-1-0	9-1-0	2-1-0	0-0-0	0-1-0	10-8-0
at UT Tyler	01/19/23	57-69	L	2-2-0	DNP	DNP	DNP	0-1-0	4-6-0
at Texas Woman's	01/21/23	69-75	L	3-0-2	2-1-0	DNP	DNP	DNP	4-6-1
at Midwestern St.	01/26/23	61-37	W	5-5-1	2-3-1	4-2-0	2-0-1	2-2-0	7-4-1
at Cameron	01/28/23	68-56	W	2-6-2	0-0-0	DNP	DNP	DNP	14-6-0
ANGELO ST.	02/02/23	57-60	L	10-4-0	DNP	DNP	DNP	0-0-0	3-2-0
TEX. PERMIAN BASIN	02/04/23	70-50	W	5-3-2	0-1-0	5-0-0	2-1-0	2-2-1	6-2-0

LCU - INDIVIDUAL GAME HIGHS

Points	36	Grace Foster vs Missouri Western (11/06/22)
	27	Grace Foster vs Midwestern St. (01/01/23)
	25	Grace Foster vs CSU Pueblo (11/12/22)
	23	Grace Foster at Cameron (01/28/23)
	22	Grace Foster at Southwestern Okla. (11/21/22)
Field Goals Made	13	Grace Foster vs Missouri Western (11/06/22)
	9	Grace Foster vs Angelo St. (02/02/23)
Field Goal Att.	29	Grace Foster vs Missouri Western (11/06/22)
	20	Grace Foster vs Mo. Southern St. (11/05/22)
FG Pct (min 5 made)	1.000 (5-5)	Reese Schumann vs Eastern N.M. (01/12/23)
	.875 (7-8)	Reese Schumann at Cameron (01/28/23)
3-Point FG Made	4	Shaylee Stovall at Texas Woman's (01/21/23)
	4	Maci Maddox at UT Tyler (01/19/23)
	4	Shaylee Stovall at Angelo St. (01/07/23)
	4	Rachel Haase vs Cameron (12/30/22)
	4	Carl Bostwick vs Ga. Southwestern (12/16/22)
	4	Rachel Haase at Tex. A&M-Kingsville (12/10/22)
	4	Grace Foster vs Missouri Western (11/06/22)
3-Point FG Att.	10	Rachel Haase vs Cameron (12/30/22)
	8	Shaylee Stovall at UT Tyler (01/19/23)
	8	Grace Foster vs Western N.M. (01/14/23)
3-Pt FG Pct (min 2 made)	1.000 (4-4)	Shaylee Stovall at Texas Woman's (01/21/23)
	1.000 (3-3)	Maci Maddox at Texas Woman's (01/21/23)
	1.000 (2-2)	Shaylee Stovall vs Western N.M. (01/14/23)
	1.000 (2-2)	Grace Foster vs Eastern N.M. (01/12/23)
	1.000 (2-2)	Audrey Robertson vs Cameron (12/30/22)
	1.000 (2-2)	Maci Maddox vs Colo. Christian (11/11/22)
Free Throws Made	11	Grace Foster vs Midwestern St. (01/01/23)
	9	Grace Foster at Cameron (01/28/23)
	9	Shaylee Stovall vs Mo. Southern St. (11/05/22)
Free Throw Att.	12	Grace Foster vs Midwestern St. (01/01/23)
	10	Grace Foster at Cameron (01/28/23)
	10	Shaylee Stovall vs Mo. Southern St. (11/05/22)
FT Pct (min 3 made)	1.000 (8-8)	Grace Foster vs CSU Pueblo (11/12/22)
	1.000 (6-6)	Carl Bostwick vs Ga. Southwestern (12/16/22)
	1.000 (6-6)	Shaylee Stovall vs Ark.-Fort Smith (12/03/22)
	1.000 (6-6)	Grace Foster vs Colo. Christian (11/11/22)
	1.000 (6-6)	Grace Foster vs Missouri Western (11/06/22)
	1.000 (5-5)	Grace Foster at Texas Woman's (01/21/23)
	1.000 (5-5)	Carl Bostwick vs Mont. St. Billings (12/17/22)
	1.000 (4-4)	Audrey Robertson at Tex. Permian Basin (01/05/23)
	1.000 (4-4)	Audrey Robertson vs Mont. St. Billings (12/17/22)
	1.000 (4-4)	Grace Foster vs Ga. Southwestern (12/16/22)
	1.000 (4-4)	Grace Foster vs Western Colo. (11/27/22)
	1.000 (4-4)	Taylor Thomas vs Colo. Christian (11/11/22)
	1.000 (4-4)	Deja Johnson vs Colo. Christian (11/11/22)
	1.000 (3-3)	Grace Foster vs Angelo St. (02/02/23)
	1.000 (3-3)	Grace Foster vs Western N.M. (01/14/23)
	1.000 (3-3)	Reese Schumann vs Eastern N.M. (01/12/23)
	1.000 (3-3)	Shaylee Stovall vs Midwestern St. (01/01/23)
	1.000 (3-3)	Maci Maddox at Tex. A&M-Kingsville (12/10/22)
	1.000 (3-3)	Audrey Robertson at Southwestern Okla. (11/21/22)
	1.000 (3-3)	Shaylee Stovall vs CSU Pueblo (11/12/22)
Rebounds	17	Grace Foster vs Angelo St. (02/02/23)
	16	Grace Foster at Southwestern Okla. (11/21/22)
Assists	9	Maci Maddox at Tex. A&M-Kingsville (12/10/22)
	8	Maci Maddox vs Midwestern St. (01/01/23)
Steals	5	Maci Maddox at Texas Woman's (01/21/23)
	4	Shaylee Stovall at Tex. Permian Basin (01/05/23)
	4	Audrey Robertson vs Okla. Christian (12/01/22)
	4	Maci Maddox vs Western Colo. (11/27/22)
	4	Audrey Robertson vs Colo. Christian (11/11/22)
	4	Maci Maddox vs Missouri Western (11/06/22)
Blocked Shots	6	Reese Schumann vs Western N.M. (01/14/23)
	5	Reese Schumann vs Colo. Christian (11/11/22)
Turnovers	10	Maci Maddox vs Missouri Western (11/06/22)
	6	Audrey Robertson at Tex. Permian Basin (01/05/23)
	6	Grace Foster vs Midwestern St. (01/01/23)
	6	Maci Maddox at Tex. A&M Int'l (12/08/22)
	6	Grace Foster vs CSU Pueblo (11/12/22)

OPPONENT - INDIVIDUAL GAME HIGHS

Points	34	Connie Clarke vs Missouri Western (11/06/22)
	22	Brianna Pena at Tex. A&M-Kingsville (12/10/22)
	21	Martina Machalova at UT Tyler (01/19/23)
	21	Raiana Brown at Tex. A&M Int'l (12/08/22)
	20	Ashley Ingram at Texas Woman's (01/21/23)
	20	Aaliyah Prince vs Ark.-Fort Smith (12/03/22)
Field Goals Made	12	Connie Clarke vs Missouri Western (11/06/22)
	10	Brianna Pena at Tex. A&M-Kingsville (12/10/22)
Field Goal Att.	22	Lacy Stokes vs Mo. Southern St. (11/05/22)
	19	Tayjanna McGhee-Plea at Angelo St. (01/07/23)
	19	Aaliyah Prince vs Ark.-Fort Smith (12/03/22)
	19	Connie Clarke vs Missouri Western (11/06/22)
FG Pct (min 5 made)	.889 (8-9)	Alexus Quaadman vs Tex. Permian Basin (02/04/23)
	.833 (5-6)	Mykaela Moore vs Colo. Christian (11/11/22)
3-Point FG Made	6	Adysen Wilson at Southwestern Okla. (11/21/22)
	5	Jolicia Williams vs Ga. Southwestern (12/16/22)
3-Point FG Att.	11	Jolicia Williams vs Ga. Southwestern (12/16/22)
	11	Cleao Murray vs Missouri Western (11/06/22)
3-Pt FG Pct (min 2 made)	1.000 (2-2)	Kamari Portalis vs Tex. Permian Basin (02/04/23)
	1.000 (2-2)	Shayla Montague vs Mont. St. Billings (12/17/22)
	1.000 (2-2)	Kate Bradley vs Okla. Christian (12/01/22)
	1.000 (2-2)	Morgan Smith at Southwestern Okla. (11/21/22)
	1.000 (2-2)	Connie Clarke vs Missouri Western (11/06/22)
Free Throws Made	10	Lovisa Hevinder at UT Tyler (01/19/23)
	9	Deja Adrian vs Eastern N.M. (01/12/23)
Free Throw Att.	10	Lovisa Hevinder at UT Tyler (01/19/23)
	10	Martina Machalova at UT Tyler (01/19/23)
	10	Raiana Brown at Tex. A&M Int'l (12/08/22)
	10	Connie Clarke vs Missouri Western (11/06/22)
FT Pct (min 3 made)	1.000 (10-10)	Lovisa Hevinder at UT Tyler (01/19/23)
	1.000 (9-9)	Deja Adrian vs Eastern N.M. (01/12/23)
	1.000 (7-7)	Jacquelyn Levay vs Ga. Southwestern (12/16/22)
	1.000 (6-6)	Kortney Nelson vs Mont. St. Billings (12/17/22)
	1.000 (6-6)	Evelyn Quiroz at Tex. A&M Int'l (12/08/22)
	1.000 (4-4)	Ashley Ingram at Texas Woman's (01/21/23)
	1.000 (4-4)	Ngozi Obineke at Texas Woman's (01/21/23)
	1.000 (4-4)	Ariyanna Hines at Texas Woman's (01/21/23)
	1.000 (4-4)	Edecia Beck vs Eastern N.M. (01/12/23)
	1.000 (4-4)	Madeline Stephens at Angelo St. (01/07/23)
	1.000 (4-4)	Brooklyn Long vs Okla. Christian (12/01/22)
	1.000 (4-4)	Rachel Cockman vs Western Colo. (11/27/22)
	1.000 (3-3)	Eternity Jackson vs Midwestern St. (01/01/23)
	1.000 (3-3)	Mary Fultz vs Missouri Western (11/06/22)
Rebounds	14	Alena Wilson at Cameron (01/28/23)
	13	Dyamon Griggs vs Midwestern St. (01/01/23)
	13	Madi Stokes vs Mo. Southern St. (11/05/22)
Assists	8	Ava Jones vs Ga. Southwestern (12/16/22)
	8	Lacy Stokes vs Mo. Southern St. (11/05/22)
Steals	6	Sawyer Lloyd at Angelo St. (01/07/23)
	5	Connie Clarke vs Missouri Western (11/06/22)
Blocked Shots	4	Alena Wilson at Cameron (01/28/23)
	4	Yasmine Sifaoui at Midwestern St. (01/26/23)
Turnovers	8	Alena Wilson vs Cameron (12/30/22)

DOUBLE-DOUBLES

Whitney Cox	12 pts, 11 reb;	vs Missouri Western, 11/06/22
Grace Foster	16 pts, 11 reb;	vs Mo. Southern St., 11/05/22
Grace Foster	25 pts, 11 reb;	CSU PUEBLO, 11/12/22
Grace Foster	22 pts, 16 reb;	at Southwestern Okla., 11/21/22
Grace Foster	21 pts, 14 reb;	at Tex. A&M-Kingsville, 12/10/22
Grace Foster	27 pts, 14 reb;	MIDWESTERN ST., 01/01/23
Grace Foster	17 pts, 11 reb;	EASTERN N.M., 01/12/23
Grace Foster	14 pts, 13 reb;	WESTERN N.M., 01/14/23
Grace Foster	21 pts, 17 reb;	ANGELO ST., 02/02/23
Audrey Robertson	18 pts, 12 reb;	at Angelo St., 01/07/23

GAME BY GAME SPECIALTY STATS

Opponent	T/O	2ndCh	Paint	FastB	Bench	Ties	Leads	WL	Score	Leads overcome
Mo. Southern St.	10	15	30	4	13	7	5	L	64-65	lost 7 1st-00:23
Missouri Western	18	12	44	8	14	4	6	L	96-101	lost 4 4th-02:34
Colo. Christian	28	10	32	15	38	0	2	W	85-64	trailed by 9 1st-05:49
CSU Pueblo	15	5	34	4	11	2	2	W	76-58	trailed by 2 1st-02:21
Southwestern Okla.	7	12	36	11	19	2	3	W	73-67	trailed by 11 2nd-06:37
Western Colo.	20	2	22	9	9	4	2	W	51-38	trailed by 6 1st-03:15
Okla. Christian	30	15	36	10	31	6	1	W	88-61	trailed by 2 1st-09:18
Ark.-Fort Smith	18	6	30	1	19	0	0	W	76-49	
Tex. A&M Int'l	16	4	22	13	8	1	2	L	47-60	lost 1 2nd-03:31
Tex. A&M-Kingsville	6	4	40	9	33	1	1	W	76-61	trailed by 2 1st-08:15
Ga. Southwestern	9	7	24	4	27	1	2	L	59-70	lost 7 1st-04:01
Mont. St. Billings	9	5	32	5	16	0	1	W	60-58	trailed by 1 3rd-05:27
Cameron	19	13	36	6	34	0	0	W	85-34	
Midwestern St.	19	10	32	14	6	0	2	W	74-63	trailed by 1 2nd-08:04
Tex. Permian Basin	19	6	30	15	20	0	3	W	73-60	trailed by 1 1st-09:17
Angelo St.	18	10	22	7	7	1	3	L	51-53	lost 9 3rd-06:56
Eastern N.M.	21	2	32	6	27	0	1	W	77-55	trailed by 1 2nd-03:01
Western N.M.	10	8	32	11	32	4	2	W	67-50	trailed by 4 1st-08:27
UT Tyler	16	6	12	12	15	1	3	L	57-69	lost 16 3rd-07:26
Texas Woman's	17	15	26	10	12	1	1	L	69-75	lost 4 3rd-01:02
Midwestern St.	13	15	26	4	25	0	2	W	61-37	trailed by 4 1st-04:39
Cameron	4	10	28	0	25	0	1	W	68-56	trailed by 3 1st-07:19
Angelo St.	5	11	30	0	3	7	3	L	57-60	lost 3 1st-06:47
Tex. Permian Basin	15	6	30	2	36	0	0	W	70-50	
Totals	362	209	718	180	480	42	48			
Average/Game	15.1	8.7	29.9	7.5	20.0	1.8	2.0			
Opponent	301	272	644	140	427	40	44			
Average/Game	12.5	11.3	26.8	5.8	17.8	1.7	1.8			

LCU - TEAM GAME HIGHS

POINTS	96	vs Missouri Western (11/06/22)
	88	OKLA. CHRISTIAN (12/01/22)
	85	CAMERON (12/30/22)
	85	COLO. CHRISTIAN (11/11/22)
	77	EASTERN N.M. (01/12/23)
FIELD GOALS MADE	31	CAMERON (12/30/22)
FIELD GOAL ATTEMPTS	66	vs Missouri Western (11/06/22)
	63	CAMERON (12/30/22)
FIELD GOAL PERCENTAGE	.604 (29-48)	vs Missouri Western (11/06/22)
	.536 (30-56)	EASTERN N.M. (01/12/23)
3 PT FIELD GOALS MADE	11	at Tex. A&M-Kingsville (12/10/22)
	11	at UT Tyler (01/19/23)
3 PT FG ATTEMPTS	30	CAMERON (12/30/22)
	29	at UT Tyler (01/19/23)
3 PT FG PERCENTAGE	.600 (6-10)	CAMERON (12/30/22)
	.500 (10-20)	CSU PUEBLO (11/12/22)
FREE THROWS MADE	29	at Texas Woman's (01/21/23)
	26	vs Missouri Western (11/06/22)
FREE THROW ATTEMPTS	34	COLO. CHRISTIAN (11/11/22)
	33	OKLA. CHRISTIAN (12/01/22)
FREE THROW PERCENTAGE	1.000 (6-6)	vs Missouri Western (11/06/22)
	.882 (15-17)	at UT Tyler (01/19/23)
REBOUNDS	48	vs Ga. Southwestern (12/16/22)
	46	CAMERON (12/30/22)
ASSISTS	22	vs Mo. Southern St. (11/05/22)
	21	at Tex. A&M-Kingsville (12/10/22)
STEALS	14	at Southwestern Okla. (11/21/22)
	13	OKLA. CHRISTIAN (12/01/22)
BLOCKED SHOTS	8	COLO. CHRISTIAN (11/11/22)
	7	WESTERN N.M. (01/14/23)
TURNOVERS	25	at Southwestern Okla. (11/21/22)
	22	at UT Tyler (01/19/23)
	22	at Tex. A&M Int'l (12/08/22)
	24	CSU PUEBLO (11/12/22)
FOULS	24	at Tex. Permian Basin (01/05/23)
	24	OKLA. CHRISTIAN (12/01/22)

LCU - TEAM GAME LOWS

POINTS	47	at Tex. A&M Int'l (12/08/22)
	51	WESTERN COLO. (11/27/22)
	51	at Angelo St. (01/07/23)
	57	at UT Tyler (01/19/23)
	59	vs Ga. Southwestern (12/16/22)
FIELD GOALS MADE	16	WESTERN COLO. (11/27/22)
	18	at Tex. A&M Int'l (12/08/22)
	18	at Angelo St. (01/07/23)
FIELD GOAL ATTEMPTS	46	at Tex. Permian Basin (01/05/23)
	47	CSU PUEBLO (11/12/22)
FIELD GOAL PERCENTAGE	.295 (18-61)	at Angelo St. (01/07/23)
	.321 (18-56)	at Tex. A&M Int'l (12/08/22)
3 PT FIELD GOALS MADE	3	vs Mo. Southern St. (11/05/22)
	3	WESTERN COLO. (11/27/22)
	3	vs Mont. St. Billings (12/17/22)
3 PT FG ATTEMPTS	9	vs Mo. Southern St. (11/05/22)
	10	CSU PUEBLO (11/12/22)
3 PT FG PERCENTAGE	.214 (3-14)	WESTERN COLO. (11/27/22)
	.222 (4-18)	WESTERN N.M. (01/14/23)
FREE THROWS MADE	6	at Tex. A&M Int'l (12/08/22)
	6	at UT Tyler (01/19/23)
FREE THROW ATTEMPTS	6	at UT Tyler (01/19/23)
	11	at Angelo St. (01/07/23)
FREE THROW PERCENTAGE	.500 (6-12)	at Tex. A&M Int'l (12/08/22)
	.571 (8-14)	at Southwestern Okla. (11/21/22)
REBOUNDS	29	at Texas Woman's (01/21/23)
	31	at Tex. A&M Int'l (12/08/22)
	31	EASTERN N.M. (01/12/23)
ASSISTS	6	WESTERN COLO. (11/27/22)
	7	at Angelo St. (01/07/23)
STEALS	1	at Midwestern St. (01/26/23)
	2	at Tex. A&M-Kingsville (12/10/22)
	2	vs Ga. Southwestern (12/16/22)
BLOCKED SHOTS	0	at UT Tyler (01/19/23)
	1	ARK.-FORT SMITH (12/03/22)
	1	vs Mont. St. Billings (12/17/22)
	1	at Cameron (01/28/23)
TURNOVERS	7	at Cameron (01/28/23)
	9	WESTERN N.M. (01/14/23)
FOULS	8	CAMERON (12/30/22)
	8	at Cameron (01/28/23)

LCU OPPONENT - TEAM GAME HIGHS

POINTS	101	vs Missouri Western (11/06/22)
	75	at Texas Woman's (01/21/23)
	70	vs Ga. Southwestern (12/16/22)
	69	at UT Tyler (01/19/23)
	67	at Southwestern Okla. (11/21/22)
FIELD GOALS MADE	36	vs Missouri Western (11/06/22)
	27	at Texas Woman's (01/21/23)
	27	vs Ga. Southwestern (12/16/22)
FIELD GOAL ATTEMPTS	76	vs Mo. Southern St. (11/05/22)
	75	vs Missouri Western (11/06/22)
FIELD GOAL PERCENTAGE	.519 (27-52)	at Texas Woman's (01/21/23)
	.480 (36-75)	vs Missouri Western (11/06/22)
3 PT FIELD GOALS MADE	9	at Southwestern Okla. (11/21/22)
	9	vs Missouri Western (11/06/22)
3 PT FG ATTEMPTS	28	vs Missouri Western (11/06/22)
	27	vs Mo. Southern St. (11/05/22)
3 PT FG PERCENTAGE	.455 (5-11)	at Tex. A&M Int'l (12/08/22)
	.375 (3-8)	OKLA. CHRISTIAN (12/01/22)
FREE THROWS MADE	22	OKLA. CHRISTIAN (12/01/22)
	20	at UT Tyler (01/19/23)
	20	vs Missouri Western (11/06/22)
FREE THROW ATTEMPTS	40	OKLA. CHRISTIAN (12/01/22)
	26	at UT Tyler (01/19/23)
	26	at Tex. Permian Basin (01/05/23)
	26	vs Missouri Western (11/06/22)
FREE THROW PERCENTAGE	1.000 (19-19)	at Texas Woman's (01/21/23)
	.941 (16-17)	EASTERN N.M. (01/12/23)
REBOUNDS	46	vs Mo. Southern St. (11/05/22)
	45	COLO. CHRISTIAN (11/11/22)
ASSISTS	17	at Cameron (01/28/23)
	16	at Southwestern Okla. (11/21/22)
STEALS	14	COLO. CHRISTIAN (11/11/22)
	12	at Tex. Permian Basin (01/05/23)
BLOCKED SHOTS	8	at Texas Woman's (01/21/23)
	7	at Midwestern St. (01/26/23)
	7	at Tex. A&M Int'l (12/08/22)
TURNOVERS	25	OKLA. CHRISTIAN (12/01/22)
	23	CAMERON (12/30/22)
FOULS	26	vs Missouri Western (11/06/22)
	25	at Tex. Permian Basin (01/05/23)
	25	OKLA. CHRISTIAN (12/01/22)

LCU OPPONENT - TEAM GAME LOWS

POINTS	34	CAMERON (12/30/22)
	37	at Midwestern St. (01/26/23)
	38	WESTERN COLO. (11/27/22)
	49	ARK.-FORT SMITH (12/03/22)
	50	WESTERN N.M. (01/14/23)
FIELD GOALS MADE	11	at Midwestern St. (01/26/23)
	12	WESTERN COLO. (11/27/22)
FIELD GOAL ATTEMPTS	44	OKLA. CHRISTIAN (12/01/22)
	46	WESTERN COLO. (11/27/22)
FIELD GOAL PERCENTAGE	.204 (11-54)	at Midwestern St. (01/26/23)
	.250 (14-56)	CAMERON (12/30/22)
3 PT FIELD GOALS MADE	1	at Midwestern St. (01/26/23)
	2	ARK.-FORT SMITH (12/03/22)
	2	MIDWESTERN ST. (01/01/23)
	2	at Angelo St. (01/07/23)
	2	WESTERN N.M. (01/14/23)
	2	at Texas Woman's (01/21/23)
3 PT FG ATTEMPTS	6	MIDWESTERN ST. (01/01/23)
	8	OKLA. CHRISTIAN (12/01/22)
3 PT FG PERCENTAGE	.071 (1-14)	at Midwestern St. (01/26/23)
	.120 (3-25)	at Tex. Permian Basin (01/05/23)
FREE THROWS MADE	3	at Tex. A&M-Kingsville (12/10/22)
	3	CAMERON (12/30/22)
FREE THROW ATTEMPTS	5	CAMERON (12/30/22)
	8	at Southwestern Okla. (11/21/22)
	8	at Tex. A&M-Kingsville (12/10/22)
FREE THROW PERCENTAGE	.375 (3-8)	at Tex. A&M-Kingsville (12/10/22)
	.550 (22-40)	OKLA. CHRISTIAN (12/01/22)
REBOUNDS	27	CSU PUEBLO (11/12/22)
	28	at Texas Woman's (01/21/23)
ASSISTS	3	CAMERON (12/30/22)
	4	at Midwestern St. (01/26/23)
STEALS	0	vs Mont. St. Billings (12/17/22)
	3	WESTERN N.M. (01/14/23)
	3	at Cameron (01/28/23)
BLOCKED SHOTS	0	ARK.-FORT SMITH (12/03/22)
	0	at Tex. Permian Basin (01/05/23)
	0	EASTERN N.M. (01/12/23)
TURNOVERS	6	at Tex. A&M-Kingsville (12/10/22)
	7	at Cameron (01/28/23)
FOULS	9	at Tex. A&M-Kingsville (12/10/22)
	10	at Cameron (01/28/23)

LUBBOCK CHRISTIAN UNIVERSITY WOMEN'S BASKETBALL GAME NOTES

Lubbock Christian Overall/Conference Statistics (as of Feb 09, 2023)

All games

SUMMARY	Overall Statistics										Conference Statistics									
	gp-gs	min/g	fg%	3fg%	ft%	r/g	a/g	stl	blk	pts/g	gp-gs	min/g	fg%	3fg%	ft%	r/g	a/g	stl	blk	pts/g
Grace Foster	24-24	31.1	.444	.391	.902	9.2	2.0	12	20	15.1	16-16	30.4	.479	.356	.866	9.0	1.9	9	14	14.8
Maci Maddox	24-24	35.5	.407	.328	.788	3.4	4.6	48	3	9.8	16-16	34.5	.399	.356	.889	3.2	4.9	29	3	9.4
Audrey Robertson	24-24	31.4	.467	.321	.807	5.3	3.0	34	5	11.1	16-16	30.3	.453	.368	.762	5.3	2.9	23	3	10.1
Rachel Haase	22-0	13.0	.356	.360	.714	1.0	1.0	6	3	4.8	16-0	13.1	.366	.345	1.000	1.0	1.0	6	2	5.2
Taylor Thomas	20-0	9.1	.462	.100	.905	1.0	0.4	9	3	2.8	12-0	9.6	.500	.125	.929	0.8	0.4	6	2	3.2
Shaylee Stovall	24-24	27.6	.438	.407	.806	1.3	1.0	14	0	8.1	16-16	27.9	.489	.467	.867	1.5	1.1	12	0	9.1
Carli Bostwick	18-2	10.4	.365	.207	.643	1.7	0.1	7	0	3.9	16-2	9.1	.327	.091	.412	1.4	0.1	6	0	2.6
Martie McCoy	24-7	12.6	.314	.353	.739	2.2	0.8	4	3	2.3	16-7	14.0	.310	.333	.737	2.3	1.1	4	2	2.8
Audrey Spurgin	20-0	6.8	.349	.000	.667	1.4	0.2	2	3	2.5	13-0	6.8	.333	.000	.778	1.6	0.2	1	3	2.6
Tia Johnson	8-0	5.1	.368	.250	1.000	1.4	0.3	3	0	2.1	6-0	5.3	.412	.286	1.000	1.2	0.2	2	0	2.8
Deja Johnson	8-0	6.3	.444	.250	.833	1.0	0.5	3	0	1.8	7-0	6.1	.500	.333	.500	1.0	0.6	2	0	1.4
Whitney Cox	18-14	12.7	.488	.000	.438	3.2	0.7	5	7	4.7	10-6	10.6	.406	.000	.417	2.4	0.6	0	3	3.1
Reese Schumann	24-1	16.6	.612	.000	.592	4.9	0.3	12	33	6.2	16-1	16.8	.621	.000	.625	4.7	0.5	8	20	6.4
Totals	24		.436	.345	.772	37.7	14.0	159	80	69.2	16		.438	.349	.764	36.8	14.6	108	52	68.5
Opponent	24		.355	.253	.719	36.0	10.1	178	80	58.9	16		.347	.230	.691	36.1	9.2	115	56	55.8

SCORING	Overall Statistics												Conference Statistics											
	fg-fga	fg%	3fg-fga	3fg%	ft-fa	ft%	pts	pts/g	fg-fga	fg%	3fg-fga	3fg%	ft-fa	ft%	pts	pts/g	fg-fga	fg%	3fg-fga	3fg%	ft-fa	ft%	pts	pts/g
Grace Foster	118-266	.444	34-87	.391	92-102	.902	362	15.1	79-165	.479	21-59	.356	58-67	.866	237	14.8	79-165	.479	21-59	.356	58-67	.866	237	14.8
Maci Maddox	94-231	.407	21-64	.328	26-33	.788	235	9.8	59-148	.399	16-45	.356	16-18	.889	150	9.4	59-148	.399	16-45	.356	16-18	.889	150	9.4
Audrey Robertson	91-195	.467	17-53	.321	67-83	.807	266	11.1	58-128	.453	14-38	.368	32-42	.762	162	10.1	58-128	.453	14-38	.368	32-42	.762	162	10.1
Rachel Haase	37-104	.356	27-75	.360	5-7	.714	106	4.8	30-82	.366	20-58	.345	3-3	1.000	83	5.2	30-82	.366	20-58	.345	3-3	1.000	83	5.2
Taylor Thomas	18-39	.462	1-10	.100	19-21	.905	56	2.8	12-24	.500	1-8	.125	13-14	.929	38	3.2	12-24	.500	1-8	.125	13-14	.929	38	3.2
Shaylee Stovall	56-128	.438	33-81	.407	50-62	.806	195	8.1	46-94	.489	28-60	.467	26-30	.867	146	9.1	46-94	.489	28-60	.467	26-30	.867	146	9.1
Carli Bostwick	23-63	.365	6-29	.207	18-28	.643	70	3.9	16-49	.327	2-22	.091	7-17	.412	41	2.6	16-49	.327	2-22	.091	7-17	.412	41	2.6
Martie McCoy	16-51	.314	6-17	.353	17-23	.739	55	2.3	13-42	.310	5-15	.333	14-19	.737	45	2.8	13-42	.310	5-15	.333	14-19	.737	45	2.8
Audrey Spurgin	15-43	.349	0-1	.000	20-30	.667	50	2.5	10-30	.333	0-0	.000	14-18	.778	34	2.6	10-30	.333	0-0	.000	14-18	.778	34	2.6
Tia Johnson	7-19	.368	2-8	.250	1-1	1.000	17	2.1	7-17	.412	2-7	.286	1-1	1.000	17	2.8	7-19	.368	2-8	.250	1-1	1.000	17	2.8
Deja Johnson	4-9	.444	1-4	.250	5-6	.833	14	1.8	4-8	.500	1-3	.333	1-2	.500	10	1.4	4-9	.444	1-4	.250	5-6	.833	14	1.8
Whitney Cox	39-80	.488	0-0	.000	7-16	.438	85	4.7	13-32	.406	0-0	.000	5-12	.417	31	3.1	13-32	.406	0-0	.000	5-12	.417	31	3.1
Reese Schumann	60-98	.612	0-0	.000	29-49	.592	149	6.2	41-66	.621	0-0	.000	20-32	.625	102	6.4	41-66	.621	0-0	.000	20-32	.625	102	6.4
Totals	578-1326	.436	148-429	.345	356-461	.772	1660	69.2	388-885	.438	110-315	.349	210-275	.764	1096	68.5	388-885	.438	110-315	.349	210-275	.764	1096	68.5
Opponent	511-1439	.355	105-415	.253	287-399	.719	1414	58.9	322-927	.347	54-235	.230	195-282	.691	893	55.8	322-927	.347	54-235	.230	195-282	.691	893	55.8

TOTALS	Overall Statistics										Conference Statistics									
	o-reb	d-reb	total	pf	fo	a	to	a/to	hi	pts	o-reb	d-reb	total	pf	fo	a	to	a/to	hi	pts
Grace Foster	37	183	220	48	1	47	60	0.8	36		22	122	144	29	1	30	42	0.7	27	
Maci Maddox	9	72	81	26	0	111	70	1.6	19		7	44	51	13	0	78	44	1.8	19	
Audrey Robertson	29	97	126	41	1	73	59	1.2	19		14	70	84	30	1	46	35	1.3	18	
Rachel Haase	6	17	23	14	0	21	16	1.3	21		2	14	16	11	0	16	8	2.0	21	
Taylor Thomas	0	19	19	24	0	7	19	0.4	9		0	10	10	16	0	5	12	0.4	9	
Shaylee Stovall	3	29	32	30	0	25	28	0.9	18		1	23	24	17	0	17	19	0.9	18	
Carli Bostwick	3	28	31	15	0	2	12	0.2	18		3	20	23	11	0	2	10	0.2	9	
Martie McCoy	10	43	53	46	1	19	15	1.3	10		8	29	37	33	1	18	11	1.6	10	
Audrey Spurgin	11	16	27	25	0	4	9	0.4	9		8	13	21	16	0	3	7	0.4	9	
Tia Johnson	2	9	11	9	0	2	2	1.0	5		1	6	7	9	0	1	0	0.0	5	
Deja Johnson	2	6	8	3	0	4	2	2.0	5		1	6	7	3	0	4	2	2.0	5	
Whitney Cox	8	49	57	32	1	12	14	0.9	14		3	21	24	15	0	6	9	0.7	10	
Reese Schumann	42	76	118	64	2	8	37	0.2	14		28	47	75	45	2	8	25	0.3	14	
Totals	197	707	904	377	6	335	362	0.9	96		123	466	589	248	5	234	238	1.0	88	
Opponent	274	591	865	415	7	242	339	0.7	101		182	395	577	260	3	147	233	0.6	75	

Lubbock Christian Season/Career Statistics (as of Feb 09, 2023)

All games

SEASON STATISTICS

CAREER STATISTICS

SUMMARY	gp-gs	min/g	fg%	3fg%	ft%	r/g	a/g	stl	blk	pts/g	gp-gs	min/g	fg%	3fg%	ft%	r/g	a/g	stl	blk	pts/g
Grace Foster	24-24	31.1	.444	.391	.902	9.2	2.0	12	20	15.1	58-24	22.0	.468	.363	.867	5.7	1.2	23	48	10.7
Maci Maddox	24-24	35.5	.407	.328	.788	3.4	4.6	48	3	9.8	69-24	18.8	.420	.370	.837	1.5	2.0	77	4	4.9
Audrey Robertson	24-24	31.4	.467	.321	.807	5.3	3.0	34	5	11.1	78-26	19.2	.438	.279	.785	2.5	1.5	68	11	5.8
Rachel Haase	22-20	13.0	.356	.360	.714	1.0	1.0	6	3	4.8	29-0	10.8	.349	.364	.714	0.8	0.8	6	3	3.8
Taylor Thomas	20-0	9.1	.462	1.00	905	1.0	0.4	9	3	2.8	20-0	9.1	.462	1.00	905	1.0	0.4	9	3	2.8
Shaylee Stovall	24-24	27.6	.438	.407	.806	1.3	1.0	14	0	8.1	67-25	14.0	.421	.421	.816	0.8	0.6	23	0	3.7
Carl Bostwick	18-2	10.4	.365	.207	.643	1.7	0.1	7	0	3.9	32-2	7.9	.377	.206	.692	1.2	0.1	9	0	2.9
Martie McCoy	24-7	12.6	.314	.353	.739	2.2	0.8	4	3	2.3	24-7	12.6	.314	.353	.739	2.2	0.8	4	3	2.3
Audrey Spurgin	20-0	6.8	.349	0.00	.667	1.4	0.2	2	3	2.5	34-0	5.9	.317	.000	.667	1.2	0.1	4	0	2.0
Tia Johnson	8-0	5.1	.368	250	1.000	1.4	0.3	3	0	2.1	8-0	5.1	.368	250	1.000	1.4	0.3	3	0	2.1
Deja Johnson	8-0	6.3	.444	.250	.833	1.0	0.5	3	0	1.8	8-0	6.3	.444	.250	.833	1.0	0.5	3	0	1.8
Whitney Cox	18-14	12.7	.488	.000	.438	3.2	0.7	5	7	4.7	81-14	8.4	.395	.000	.492	2.0	0.4	21	39	2.4
Reese Schumann	24-1	16.6	.612	.000	.592	4.9	0.3	12	33	6.2	36-1	12.8	.591	.000	.582	3.9	0.2	12	35	4.5
SCORING	fg-fga	fg%	3fg-fga	3fg%	ft-fa	ft%	pts	pts/g			fg-fga	fg%	3fg-fga	3fg%	ft-fa	ft%	pts	pts/g		
Grace Foster	118-266	.444	34-87	.391	92-102	.902	362	15.1			212-453	.468	57-157	.363	137-158	.867	618	10.7		
Maci Maddox	94-231	.407	21-64	.328	26-33	.788	235	9.8			133-317	.420	34-92	.370	36-43	.837	138	4.9		
Audrey Robertson	91-195	.467	17-53	.321	67-83	.807	266	11.1			154-352	.438	29-104	.279	113-144	.785	450	5.8		
Rachel Haase	37-104	.356	27-75	.360	5-7	.714	106	4.8			38-109	.349	28-77	.364	5-7	.714	109	3.8		
Taylor Thomas	18-39	.462	1-10	1.00	19-21	.905	95	2.8			18-39	.462	1-10	1.00	19-21	.905	95	2.8		
Shaylee Stovall	56-128	.438	33-81	.407	50-62	.806	196	8.1			72-171	.421	45-107	.421	62-76	.816	251	3.7		
Carl Bostwick	23-63	.365	6-29	.207	18-28	.643	70	3.9			29-77	.377	7-34	.206	27-39	.692	92	2.9		
Martie McCoy	16-51	.314	6-17	.353	17-23	.739	55	2.3			16-51	.314	6-17	.353	17-23	.739	55	2.3		
Audrey Spurgin	15-43	.349	0-1	.000	20-30	.667	50	2.5			19-60	.317	0-1	.000	30-45	.667	68	2.0		
Tia Johnson	7-19	.368	2-8	.250	1-1	1.000	17	2.1			7-19	.368	2-8	.250	1-1	1.000	17	2.1		
Deja Johnson	4-9	.444	1-4	.250	5-6	.833	14	1.8			4-9	.444	1-4	.250	5-6	.833	14	1.8		
Whitney Cox	39-80	.488	0-0	.000	7-16	.438	85	4.7			81-205	.395	0-7	.000	29-59	.492	191	2.4		
Reese Schumann	60-98	.612	0-0	.000	29-49	.592	149	6.2			65-110	.591	0-0	.000	32-55	.582	162	4.5		
TOTALS	o-reb	d-reb	t-reb	pf	fo	ast	to	a/fo			o-reb	d-reb	t-reb	pf	fo	ast	to	a/fo		
Grace Foster	37	183	220	48	1	47	60	0.8			66	265	333	101	2	72	101	0.7		
Maci Maddox	9	72	81	26	0	111	70	1.6			14	89	103	39	0	139	92	1.5		
Audrey Robertson	29	97	126	41	1	73	59	1.2			66	129	195	103	1	119	98	1.2		
Rachel Haase	6	17	23	14	0	21	16	1.3			6	18	24	16	0	23	19	1.2		
Taylor Thomas	0	19	19	24	0	7	19	0.4			0	19	19	24	0	7	19	0.4		
Shaylee Stovall	3	29	32	30	0	25	28	0.9			6	47	53	50	0	42	39	1.1		
Carl Bostwick	3	28	31	15	0	2	12	0.2			3	34	37	18	0	4	18	0.2		
Martie McCoy	10	43	53	46	1	19	15	1.3			10	43	53	46	1	19	15	1.3		
Audrey Spurgin	11	16	27	25	0	4	9	0.4			12	29	41	39	0	4	18	0.2		
Tia Johnson	2	9	11	9	0	2	2	1.0			2	9	11	9	0	2	2	1.0		
Deja Johnson	2	6	8	3	0	4	2	2.0			2	6	8	3	0	4	2	2.0		
Whitney Cox	8	49	57	32	1	12	14	0.9			26	133	159	91	1	35	41	0.9		
Reese Schumann	42	76	118	64	2	8	37	0.2			51	89	140	73	2	8	40	0.2		

CAREER STATISTICS

BOSTWICK, Carli

				Field Goals		3-Point		F-Throws		Rebounds									Scoring	
SEASON	TEAM	GP-GS	MIN/AVG	FG-FGA	FG%	3FG-3FGA	3FG%	FT-FTA	FT%	OFF	DEF	TOT	AVG	PF-FO	A	TO	BLK	STL	PTS	AVG
2021-22	LCU	14-0	69/4.9	6-14	.429	1-5	.200	9-11	.818	0	6	6	0.4	3-0	2	6	0	2	22	1.6
2022-23	LCU	18-2	187/10.4	23-63	.365	6-29	.207	18-28	.643	3	28	31	1.7	15-0	2	12	0	7	70	3.9
TOTAL		32-2	256/8.0	29-77	.377	7-34	.206	27-39	.692	3	34	37	1.2	18-0	4	18	0	9	92	2.9

Single Game Highs

Statistic	Value	
Points	18	vs Ga. Southwestern 12/16/22
Rebounds	6	vs Ga. Southwestern 12/16/22
Assists	1	4 times
Steals	2	vs Tex. Permian Basin 02/04/23
FG Made	4	vs Ga. Southwestern 12/16/22
FG Attempts	13	vs Cameron 12/30/22
3FG Made	4	vs Ga. Southwestern 12/16/22
3FG Attempts	6	vs Cameron 12/30/22
FT Made	6	vs Ga. Southwestern 12/16/22
FT Attempts	6	vs Ga. Southwestern 12/16/22

COX, Whitney

				Field Goals		3-Point		F-Throws		Rebounds									Scoring	
SEASON	TEAM	GP-GS	MIN/AVG	FG-FGA	FG%	3FG-3FGA	3FG%	FT-FTA	FT%	OFF	DEF	TOT	AVG	PF-FO	A	TO	BLK	STL	PTS	AVG
2019-20	LCU	15-0	107/7.1	8-32	.250	0-5	.000	5-8	.625	5	21	26	1.7	13-0	3	3	9	3	21	1.4
2020-21	LCU	18-0	161/9.0	14-43	.326	0-1	.000	5-13	.385	4	35	39	2.2	18-0	6	8	13	6	33	1.8
2021-22	LCU	31-0	188/6.0	20-51	.392	0-1	.000	12-22	.545	9	28	37	1.2	28-0	14	16	10	7	52	1.7
2022-23	LCU	18-14	229/12.7	40-81	.494	0-0	.000	7-16	.438	8	49	57	3.2	32-1	12	14	7	5	87	4.8
TOTAL		82-14	685/8.4	82-207	.396	0-7	.000	29-59	.492	26	133	159	1.9	91-1	35	41	39	21	193	2.4

Single Game Highs

Statistic	Value	
Points	14	at Southwestern Okla. 11/21/22
Rebounds	11	vs Missouri Western 11/06/22
Assists	2	at Western N.M. 12/11/21, vs Midwestern St. 02/03/22, vs Texas Woman's 02/05/22
Steals	2	vs Western N.M. 02/11/21, vs Tex. A&M-Commerce 03/12/22, vs CSU Pueblo 11/12/22
Blocks	3	vs Tex. A&M Int'l 01/23/21, vs St. Mary's (TX) 12/11/20, vs Angelo St. 01/16/21
FG Made	7	at Southwestern Okla. 11/21/22
FG Attempts	11	vs Missouri Western 11/06/22
3FG Attempts	1	7 times
FT Made	5	vs Okla. Christian 12/01/22
FT Attempts	8	vs Okla. Christian 12/01/22

FOSTER, Grace

				Field Goals		3-Point		F-Throws		Rebounds										Scoring	
SEASON	TEAM	GP-GS	MIN/AVG	FG-FGA	FG%	3FG-3FGA	3FG%	FT-FTA	FT%	OFF	DEF	TOT	AVG	PF-FO	A	TO	BLK	STL	PTS	AVG	
2021-22	LCU	35-0	549/15.7	95-189	.503	23-70	.329	46-57	.807	29	85	114	3.3	57-1	25	41	28	11	259	7.4	
2022-23	LCU	24-24	749/31.2	118-266	.444	34-87	.391	92-102	.902	37	183	220	9.2	48-1	47	60	20	12	362	15.1	
TOTAL		59-24	1297/22.0	213-455	.468	57-157	.363	138-159	.868	66	268	334	5.7	105-2	72	101	48	23	621	10.5	

Single Game Highs

Statistic	Value	
Points	36	vs Missouri Western 11/06/22
Rebounds	17	vs Angelo St. 02/02/23
Assists	6	at Southwestern Okla. 11/21/22
Steals	2	4 times
Blocks	6	at Tex. A&M-Commerce 01/13/22
FG Made	13	vs Missouri Western 11/06/22
FG Attempts	20	vs Mo. Southern St. 11/05/22, vs Missouri Western 11/06/22
3FG Made	4	vs Missouri Western 11/06/22
3FG Attempts	8	vs Western N.M. 01/14/23
FT Made	11	vs Midwestern St. 01/01/23
FT Attempts	12	vs Midwestern St. 01/01/23

HAASE, Rachel

				Field Goals		3-Point		F-Throws		Rebounds										Scoring	
SEASON	TEAM	GP-GS	MIN/AVG	FG-FGA	FG%	3FG-3FGA	3FG%	FT-FTA	FT%	OFF	DEF	TOT	AVG	PF-FO	A	TO	BLK	STL	PTS	AVG	
2021-22	LCU	7-0	29/4.1	1-5	.200	1-2	.500	0-0	.000	0	1	1	0.1	2-0	2	3	0	0	3	0.4	
2022-23	LCU	22-0	289/13.1	37-104	.356	27-75	.360	5-7	.714	6	17	23	1.0	14-0	21	16	3	6	106	4.8	
TOTAL		29-0	318/10.9	38-109	.349	28-77	.364	5-7	.714	6	18	24	0.8	16-0	23	19	3	6	109	3.8	

Single Game Highs

Statistic	Value	
Points	21	at Tex. A&M-Kingsville 12/10/22
Rebounds	4	vs CSU Pueblo 11/12/22
Assists	4	at UT Tyler 01/19/23
Steals	1	6 times
Blocks	1	at Southwestern Okla. 11/21/22, vs Okla. Christian 12/01/22, at Midwestern St. 01/26/23
FG Made	8	at Tex. A&M-Kingsville 12/10/22
FG Attempts	12	vs Cameron 12/30/22
3FG Made	4	at Tex. A&M-Kingsville 12/10/22, vs Cameron 12/30/22
3FG Attempts	10	vs Cameron 12/30/22
FT Made	2	vs Ark.-Fort Smith 12/03/22
FT Attempts	2	vs CSU Pueblo 11/12/22, vs Colo. Christian 11/11/22, vs Ark.-Fort Smith 12/03/22

JOHNSON, Deja

				Field Goals		3-Point		F-Throws		Rebounds									Scoring	
SEASON	TEAM	GP-GS	MIN/AVG	FG-FGA	FG%	3FG-3FGA	3FG%	FT-FTA	FT%	OFF	DEF	TOT	AVG	PF-FO	A	TO	BLK	STL	PTS	AVG
2022-23	LCU	8-0	51/6.4	3-8	.375	1-4	.250	5-6	.833	2	6	8	1.0	3-0	4	2	0	3	12	1.5
TOTAL		8-0	51/6.4	3-8	.375	1-4	.250	5-6	.833	2	6	8	1.0	3-0	4	2	0	3	12	1.5

Single Game Highs

Statistic	Value	
Points	5	vs Cameron 12/30/22
Rebounds	3	vs Cameron 12/30/22
Assists	2	vs Cameron 12/30/22
Steals	1	vs Okla. Christian 12/01/22, vs Colo. Christian 11/11/22, vs Ark.-Fort Smith 12/03/22
FG Made	2	vs Cameron 12/30/22
FG Attempts	4	vs Cameron 12/30/22
3FG Made	1	vs Cameron 12/30/22
3FG Attempts	3	vs Cameron 12/30/22
FT Made	4	vs Colo. Christian 11/11/22
FT Attempts	4	vs Colo. Christian 11/11/22

JOHNSON, Tia

				Field Goals		3-Point		F-Throws		Rebounds									Scoring	
SEASON	TEAM	GP-GS	MIN/AVG	FG-FGA	FG%	3FG-3FGA	3FG%	FT-FTA	FT%	OFF	DEF	TOT	AVG	PF-FO	A	TO	BLK	STL	PTS	AVG
2022-23	LCU	8-0	41/5.2	7-19	.368	2-8	.250	1-1	1.000	2	9	11	1.4	9-0	2	2	0	3	17	2.1
TOTAL		8-0	41/5.2	7-19	.368	2-8	.250	1-1	1.000	2	9	11	1.4	9-0	2	2	0	3	17	2.1

Single Game Highs

Statistic	Value	
Points	5	vs Tex. Permian Basin 02/04/23
Rebounds	3	vs Colo. Christian 11/11/22
Assists	1	vs Mo. Southern St. 11/05/22, vs Eastern N.M. 01/12/23
Steals	1	vs Okla. Christian 12/01/22, vs Tex. Permian Basin 02/04/23, vs Colo. Christian 11/11/22
FG Made	2	at Midwestern St. 01/26/23, vs Tex. Permian Basin 02/04/23
FG Attempts	5	at Midwestern St. 01/26/23, vs Tex. Permian Basin 02/04/23
3FG Made	1	vs Tex. Permian Basin 02/04/23, vs Ark.-Fort Smith 12/03/22
3FG Attempts	2	vs Tex. Permian Basin 02/04/23, vs Ark.-Fort Smith 12/03/22
FT Made	1	vs Okla. Christian 12/01/22
FT Attempts	1	vs Okla. Christian 12/01/22

MADDOX, Maci

				Field Goals		3-Point		F-Throws		Rebounds									Scoring	
SEASON	TEAM	GP-GS	MIN/AVG	FG-FGA	FG%	3FG-3FGA	3FG%	FT-FTA	FT%	OFF	DEF	TOT	AVG	PF-FO	A	TO	BLK	STL	PTS	AVG
2020-21	LCU	15-0	98/6.6	13-25	.520	3-8	.375	3-3	1.000	3	6	9	0.6	5-0	8	7	0	13	32	2.1
2021-22	LCU	31-0	356/11.5	26-63	.413	10-21	.476	7-7	1.000	2	12	14	0.5	10-0	21	17	1	16	69	2.2
2022-23	LCU	24-24	852/35.5	94-231	.407	21-64	.328	26-33	.788	9	72	81	3.4	26-0	111	70	3	48	235	9.8
TOTAL		70-24	1306/18.7	133-319	.417	34-93	.366	36-43	.837	14	90	104	1.5	41-0	140	94	4	77	336	4.8

Single Game Highs

Statistic	Value	
Points	19	vs Okla. Christian 12/01/22
Rebounds	8	vs Mont. St. Billings 12/17/22
Assists	9	at Tex. A&M-Kingsville 12/10/22
Steals	5	at Texas Woman's 01/21/23
Blocks	1	4 times
FG Made	8	vs Okla. Christian 12/01/22
FG Attempts	19	at Tex. A&M Int'l 12/08/22
3FG Made	4	at UT Tyler 01/19/23
3FG Attempts	7	at UT Tyler 01/19/23
FT Made	4	vs Midwestern St. 01/01/23
FT Attempts	5	vs CSU Pueblo 11/12/22, vs Midwestern St. 01/01/23

MCCOY, Martie

				Field Goals		3-Point		F-Throws		Rebounds									Scoring	
SEASON	TEAM	GP-GS	MIN/AVG	FG-FGA	FG%	3FG-3FGA	3FG%	FT-FTA	FT%	OFF	DEF	TOT	AVG	PF-FO	A	TO	BLK	STL	PTS	AVG
2022-23	LCU	24-7	304/12.7	16-51	.314	6-17	.353	17-23	.739	10	43	53	2.2	46-1	19	15	3	4	55	2.3
TOTAL		24-7	304/12.7	16-51	.314	6-17	.353	17-23	.739	10	43	53	2.2	46-1	19	15	3	4	55	2.3

Single Game Highs

Statistic	Value	
Points	10	vs Angelo St. 02/02/23
Rebounds	7	vs Missouri Western 11/06/22
Assists	3	vs Cameron 12/30/22, at Tex. Permian Basin 01/05/23
Steals	1	4 times
Blocks	1	at Southwestern Okla. 11/21/22, vs Midwestern St. 01/01/23, at Angelo St. 01/07/23
FG Made	2	4 times
FG Attempts	7	at Midwestern St. 01/26/23, vs Angelo St. 02/02/23
3FG Made	1	6 times
3FG Attempts	3	at Midwestern St. 01/26/23, vs Angelo St. 02/02/23
FT Made	5	vs Angelo St. 02/02/23
FT Attempts	6	vs Angelo St. 02/02/23

ROBERTSON, Audrey

				Field Goals		3-Point		F-Throws		Rebounds										Scoring	
SEASON	TEAM	GP-GS	MIN/AVG	FG-FGA	FG%	3FG-3FGA	3FG%	FT-FTA	FT%	OFF	DEF	TOT	AVG	PF-FO	A	TO	BLK	STL		PTS	AVG
2020-21	LCU	20-0	177/8.9	12-33	.364	3-14	.214	7-9	.778	17	7	24	1.2	14-0	11	12	0	9		34	1.7
2021-22	LCU	35-3	577/16.5	52-126	.413	9-37	.243	39-53	.736	20	25	45	1.3	49-0	35	27	6	25		152	4.3
2022-23	LCU	24-24	750/31.2	91-195	.467	17-53	.321	67-83	.807	29	97	126	5.3	41-1	73	59	5	34		266	11.1
TOTAL		79-27	1504/19.0	155-354	.438	29-104	.279	113-145	.779	66	129	195	2.5	104-1	119	98	11	68		452	5.7

Single Game Highs

Statistic	Value	
Points	19	vs Mont. St. Billings 12/17/22
Rebounds	12	at Angelo St. 01/07/23
Assists	6	at UT Tyler 01/02/21, vs Colo. Christian 11/11/22
Steals	4	vs Okla. Christian 12/01/22, vs Colo. Christian 11/11/22
Blocks	2	at Southwestern Okla. 11/21/22
FG Made	7	vs Mont. St. Billings 12/17/22
FG Attempts	12	at Tex. Permian Basin 01/05/23, vs Angelo St. 02/02/23
3FG Made	3	vs Eastern N.M. 01/12/23, vs Tex. Permian Basin 02/04/23
3FG Attempts	5	vs Eastern N.M. 01/12/23, at UT Tyler 01/19/23, vs Tex. Permian Basin 02/04/23
FT Made	8	vs Ark.-Fort Smith 03/01/22
FT Attempts	10	vs Ark.-Fort Smith 03/01/22

SCHUMANN, Reese

				Field Goals		3-Point		F-Throws		Rebounds										Scoring	
SEASON	TEAM	GP-GS	MIN/AVG	FG-FGA	FG%	3FG-3FGA	3FG%	FT-FTA	FT%	OFF	DEF	TOT	AVG	PF-FO	A	TO	BLK	STL		PTS	AVG
2021-22	LCU	12-0	64/5.4	5-12	.417	0-0	.000	3-6	.500	9	13	22	1.8	9-0	0	3	2	0		13	1.1
2022-23	LCU	24-1	397/16.6	60-98	.612	0-0	.000	29-49	.592	42	76	118	4.9	64-2	8	37	33	12		149	6.2
TOTAL		36-1	462/12.8	65-110	.591	0-0	.000	32-55	.582	51	89	140	3.9	73-2	8	40	35	12		162	4.5

Single Game Highs

Statistic	Value	
Points	14	at Cameron 01/28/23
Rebounds	10	at Tex. A&M Int'l 12/08/22
Assists	2	at Tex. A&M-Kingsville 12/10/22
Steals	2	vs Colo. Christian 11/11/22
Blocks	6	vs Western N.M. 01/14/23
FG Made	7	at Cameron 01/28/23
FG Attempts	8	vs Western N.M. 01/14/23, at Cameron 01/28/23
FT Made	3	vs Midwestern St. 01/01/23, vs Eastern N.M. 01/12/23
FT Attempts	6	vs Midwestern St. 01/01/23

SPURGIN, Audrey

				Field Goals		3-Point		F-Throws		Rebounds										Scoring	
SEASON	TEAM	GP-GS	MIN/AVG	FG-FGA	FG%	3FG-3FGA	3FG%	FT-FTA	FT%	OFF	DEF	TOT	AVG	PF-FO	A	TO	BLK	STL		PTS	AVG
2021-22	LCU	14-0	67/4.8	4-17	.235	0-0	.000	10-15	.667	1	13	14	1.0	14-0	0	9	1	2		18	1.3
2022-23	LCU	20-0	137/6.8	15-43	.349	0-1	.000	20-30	.667	11	16	27	1.4	25-0	4	9	3	2		50	2.5
TOTAL		34-0	203/6.0	19-60	.317	0-1	.000	30-45	.667	12	29	41	1.2	39-0	4	18	4	4		68	2.0

Single Game Highs

Statistic	Value	
Points	9	vs Western N.M. 01/14/23
Rebounds	5	at Angelo St. 01/07/23
Assists	1	4 times
Steals	2	vs Minn.-Crookston 11/25/21
Blocks	1	4 times
FG Made	3	vs Cameron 12/30/22, vs Western N.M. 01/14/23
FG Attempts	5	vs Cameron 12/30/22, at Angelo St. 01/07/23, vs Western N.M. 01/14/23
3FG Attempts	1	vs Western Colo. 11/27/22
FT Made	5	vs Ark.-Fort Smith 01/06/22, vs Okla. Christian 12/01/22
FT Attempts	6	vs Ark.-Fort Smith 01/06/22, vs Okla. Christian 12/01/22

LUBBOCK CHRISTIAN UNIVERSITY WOMEN'S BASKETBALL GAME NOTES
STOVALL, Shaylee

FOVAZZI, Shaylee				Field Goals		3-Point		F-Throws		Rebounds										Scoring	
SEASON	TEAM	GP-GS	MIN/AVG	FG-FGA	FG%	3FG-3FGA	3FG%	FT-FTA	FT%	OFF	DEF	TOT	AVG	PF-FO	A	TO	BLK	STL	PTS	AVG	
2020-21	LCU	16-0	86/5.4	4-15	.267	3-10	.300	4-4	1.000	1	4	5	0.3	5-0	11	4	0	1	15	0.9	
2021-22	LCU	27-1	193/7.2	12-28	.429	9-16	.563	8-10	.800	2	14	16	0.6	15-0	6	7	0	8	41	1.5	
2022-23	LCU	24-24	658/27.4	56-128	.438	33-81	.407	50-62	.806	3	29	32	1.3	30-0	25	28	0	14	195	8.1	
TOTAL		67-25	938/14.0	72-171	.421	45-107	.421	62-76	.816	6	47	53	0.8	50-0	42	39	0	23	251	3.7	

Single Game Highs

Statistic	Value	
Points	18	at Texas Woman's 01/21/23
Rebounds	4	at Tex. Permian Basin 01/05/23, vs Eastern N.M. 01/12/23
Assists	4	at Midwestern St. 01/26/23
Steals	4	at Tex. Permian Basin 01/05/23
FG Made	6	vs Okla. Christian 12/01/22, at Texas Woman's 01/21/23
FG Attempts	10	at Tex. A&M Int'l 12/08/22, at UT Tyler 01/19/23
3FG Made	4	at Angelo St. 01/07/23, at Texas Woman's 01/21/23
3FG Attempts	8	at UT Tyler 01/19/23
FT Made	9	vs Mo. Southern St. 11/05/22
FT Attempts	10	vs Mo. Southern St. 11/05/22

THOMAS, Taylor

				Field Goals		3-Point		F-Throws		Rebounds									Scoring	
SEASON	TEAM	GP-GS	MIN/AVG	FG-FGA	FG%	3FG-3FGA	3FG%	FT-FTA	FT%	OFF	DEF	TOT	AVG	PF-FO	A	TO	BLK	STL	PTS	AVG
2022-23	LCU	20-0	181/9.1	18-39	.462	1-10	.100	19-21	.905	0	19	19	1.0	24-0	7	19	3	9	56	2.8
TOTAL		20-0	181/9.1	18-39	.462	1-10	.100	19-21	.905	0	19	19	1.0	24-0	7	19	3	9	56	2.8

Single Game Highs

Statistic	Value	
Points	9	vs Tex. Permian Basin 02/04/23
Rebounds	3	vs Midwestern St. 01/01/23
Assists	2	vs Tex. Permian Basin 02/04/23
Steals	3	vs Midwestern St. 01/01/23
Blocks	1	vs Mo. Southern St. 11/05/22, vs Cameron 12/30/22, at Angelo St. 01/07/23
FG Made	3	vs Okla. Christian 12/01/22, vs Tex. Permian Basin 02/04/23
FG Attempts	6	vs Tex. Permian Basin 02/04/23
3FG Made	1	vs Tex. Permian Basin 02/04/23
3FG Attempts	3	vs Tex. Permian Basin 02/04/23
FT Made	4	at Tex. Permian Basin 01/05/23, vs Colo. Christian 11/11/22
FT Attempts	5	at Tex. Permian Basin 01/05/23



2022-23 Lubbock Christian Women's Basketball
Individual Game-by-Game
All games

Page 1/13
as of Feb 09, 2023

#0 FOSTER, Grace

Opponent	Date	GS	MIN	Total		3-Pointers		Free throws		Rebounds				PF	A	TO	BLK	STL	PTS	AVG
				FG-FGA	PCT	3FG-3FGA	PCT	FT-FTA	PCT	OFF	DEF	TOT	AVG							
vs Mo. Southern St.	11/05/2022	*	34:41	7-20	.350	2-4	.500	0-0	.000	2	9	11	11.0	2	2	2	1	0	16	16.0
vs Missouri Western	11/06/2022	*	42:01	13-20	.650	4-6	.667	6-6	1.000	1	5	6	8.5	4	1	1	3	1	36	26.0
Colo. Christian	11/11/2022	*	23:50	1-4	.250	0-1	.000	6-6	1.000	1	9	10	9.0	0	0	1	0	0	8	20.0
CSU Pueblo	11/12/2022	*	31:06	7-15	.467	3-5	.600	8-8	1.000	3	8	11	9.5	4	3	6	0	1	25	21.3
at Southwestern Okla.	11/21/2022	*	36:05	8-15	.533	2-3	.667	4-5	.800	5	11	16	10.8	1	6	2	1	0	22	21.4
Western Colo.	11/27/2022	*	34:25	2-7	.286	1-3	.333	4-4	1.000	2	10	12	11.0	4	1	1	1	0	9	19.3
Okla. Christian	12/01/2022	*	22:08	3-10	.300	0-1	.000	2-2	1.000	1	5	6	10.3	0	2	0	4	2	8	17.7
Ark.-Fort Smith	12/03/2022	*	30:46	4-8	.500	3-6	.500	3-5	.600	0	8	8	10.0	1	3	1	0	0	14	17.3
at Tex. A&M Int'l	12/08/2022	*	34:14	3-8	.375	2-6	.333	3-4	.750	1	7	8	9.8	3	1	5	1	2	11	16.6
at Tex. A&M-Kingsville	12/10/2022	*	31:57	8-13	.615	3-5	.600	2-2	1.000	2	12	14	10.2	3	3	4	0	0	21	17.0
vs Ga. Southwestern	12/16/2022	*	29:27	0-8	.000	0-2	.000	4-4	1.000	0	4	4	9.6	1	2	2	0	0	4	15.8
vs Mont. St. Billings	12/17/2022	*	29:18	1-12	.083	1-4	.250	2-2	1.000	1	5	6	9.3	3	2	3	0	1	5	14.9
Cameron	12/30/2022	*	18:41	3-3	1.000	1-1	1.000	5-6	.833	1	6	7	9.2	2	2	3	0	0	12	14.7
Midwestern St.	01/01/2023	*	38:20	7-13	.538	2-5	.400	11-12	.917	3	11	14	9.5	3	4	6	3	1	27	15.6
at Tex. Permian Basin	01/05/2023	*	31:27	6-12	.500	3-6	.500	5-6	.833	1	6	7	9.3	5	0	4	2	0	20	15.9
at Angelo St.	01/07/2023	*	32:38	3-11	.273	0-3	.000	2-2	1.000	3	4	7	9.2	3	0	4	0	0	8	15.4
Eastern N.M.	01/12/2023	*	30:32	7-10	.700	2-2	1.000	1-1	1.000	0	11	11	9.3	1	3	3	1	2	17	15.5
Western N.M.	01/14/2023	*	31:09	5-15	.333	1-8	.125	3-3	1.000	2	11	13	9.5	0	2	0	1	0	14	15.4
at UT Tyler	01/19/2023	*	33:50	2-3	.667	1-1	1.000	0-0	.000	1	9	10	9.5	1	1	3	0	0	5	14.8
at Texas Woman's	01/21/2023	*	34:18	3-14	.214	0-4	.000	5-5	1.000	0	4	4	9.3	4	2	1	0	0	11	14.7
at Midwestern St.	01/26/2023	*	23:00	4-7	.571	0-2	.000	4-6	.667	0	5	5	9.0	1	0	2	2	0	12	14.5
at Cameron	01/28/2023	*	31:54	6-13	.462	2-4	.500	9-10	.900	2	2	4	8.8	0	0	0	0	1	23	14.9
Angelo St.	02/02/2023	*	39:06	9-17	.529	0-3	.000	3-3	1.000	4	13	17	9.2	2	3	4	0	0	21	15.2
Tex. Permian Basin	02/04/2023	*	23:46	6-8	.750	1-2	.500	0-0	.000	1	8	9	9.2	0	4	2	0	1	13	15.1
Totals		24	748:39	118-266	.444	34-87	.391	92-102	.902	37	183	220	9.2	48	47	60	20	12	362	15.1

Player Averages

Games Played	Minutes/ game	Points/ game	FG Pct	3FG Pct	FT Pct	Rebounds/ game	Assists/ game	Turnovers/ game	Assist/Turnover ratio	Steals/ game	Blocks/ game
24	31.2	15.1	44.4	39.1	90.2	9.2	2.0	2.5	0.8	0.5	0.8



2022-23 Lubbock Christian Women's Basketball
Individual Game-by-Game
All games

Page 2/13
as of Feb 09, 2023

#2 MADDOX, Maci

Opponent	Date	GS	MIN	Total		3-Pointers		Free throws		Rebounds				PF	A	TO	BLK	STL	PTS	AVG
				FG-FGA	PCT	3FG-3FGA	PCT	FT-FTA	PCT	OFF	DEF	TOT	AVG							
vs Mo. Southern St.	11/05/2022	*	40:00	3-7	.429	0-1	.000	2-2	1.000	0	4	4	4.0	2	3	1	0	2	8	8.0
vs Missouri Western	11/06/2022	*	39:13	5-12	.417	1-4	.250	2-2	1.000	0	2	2	3.0	4	6	10	0	4	13	10.5
Colo. Christian	11/11/2022	*	30:53	6-11	.545	2-2	1.000	0-0	.000	0	3	3	3.0	0	5	1	0	3	14	11.7
CSU Pueblo	11/12/2022	*	36:57	5-8	.625	1-2	.500	3-5	.600	0	1	1	2.5	0	4	3	0	3	14	12.3
at Southwestern Okla.	11/21/2022	*	35:57	2-10	.200	0-4	.000	0-2	.000	1	6	7	3.4	3	7	5	0	2	4	10.6
Western Colo.	11/27/2022	*	39:09	5-11	.455	0-1	.000	3-4	.750	0	1	1	3.0	0	2	2	0	4	13	11.0
Okla. Christian	12/01/2022	*	27:38	8-12	.667	3-4	.750	0-0	.000	1	2	3	3.0	2	5	1	0	3	19	12.1
Ark.-Fort Smith	12/03/2022	*	36:32	3-9	.333	0-3	.000	2-2	1.000	0	2	2	2.9	0	5	2	0	2	8	11.6
at Tex. A&M Int'l	12/08/2022	*	37:10	5-19	.263	1-6	.167	0-0	.000	1	3	4	3.0	1	3	6	1	2	11	11.6
at Tex. A&M-Kingsville	12/10/2022	*	38:44	3-9	.333	0-3	.000	3-3	1.000	1	6	7	3.4	1	9	3	0	2	9	11.3
vs Ga. Southwestern	12/16/2022	*	40:00	3-10	.300	0-4	.000	0-0	.000	0	4	4	3.5	2	3	1	0	1	6	10.8
vs Mont. St. Billings	12/17/2022	*	37:37	6-14	.429	1-1	1.000	0-0	.000	1	7	8	3.8	2	3	3	0	0	13	11.0
Cameron	12/30/2022	*	22:28	4-7	.571	1-2	.500	2-2	1.000	0	3	3	3.8	0	4	2	0	3	11	11.0
Midwestern St.	01/01/2023	*	38:39	4-8	.500	0-0	.000	4-5	.800	1	2	3	3.7	2	8	5	0	2	12	11.1
at Tex. Permian Basin	01/05/2023	*	39:18	5-9	.556	0-1	.000	3-4	.750	0	1	1	3.5	1	5	4	0	2	13	11.2
at Angelo St.	01/07/2023	*	37:56	2-13	.154	0-2	.000	0-0	.000	2	5	7	3.8	1	3	3	0	1	4	10.8
Eastern N.M.	01/12/2023	*	35:40	3-9	.333	1-5	.200	2-2	1.000	0	1	1	3.6	0	7	1	0	3	9	10.6
Western N.M.	01/14/2023	*	33:03	2-7	.286	0-1	.000	0-0	.000	0	3	3	3.6	0	5	3	0	0	4	10.3
at UT Tyler	01/19/2023	*	34:52	5-14	.357	4-7	.571	0-0	.000	0	2	2	3.5	3	5	5	0	1	14	10.5
at Texas Woman's	01/21/2023	*	40:00	4-8	.500	3-3	1.000	0-0	.000	1	6	7	3.7	0	5	3	1	5	11	10.5
at Midwestern St.	01/26/2023	*	27:00	3-4	.750	0-0	.000	0-0	.000	0	4	4	3.7	2	1	1	0	0	6	10.3
at Cameron	01/28/2023	*	37:46	3-7	.429	2-3	.667	0-0	.000	0	3	3	3.6	0	5	2	0	1	8	10.2
Angelo St.	02/02/2023	*	40:00	4-9	.444	0-2	.000	0-0	.000	0	1	1	3.5	0	3	0	0	2	8	10.1
Tex. Permian Basin	02/04/2023	*	25:00	1-4	.250	1-3	.333	0-0	.000	0	0	0	3.4	0	5	3	1	0	3	9.8
Totals			24 851:32	94-231	.407	21-64	.328	26-33	.788	9	72	81	3.4	26	111	70	3	48	235	9.8

Player Averages

Games Played	Minutes/game	Points/game	FG Pct	3FG Pct	FT Pct	Rebounds/game	Assists/game	Turnovers/game	Assist/Turnover ratio	Steals/game	Blocks/game
24	35.5	9.8	40.7	32.8	78.8	3.4	4.6	2.9	1.6	2.0	0.1



2022-23 Lubbock Christian Women's Basketball
Individual Game-by-Game
All games

Page 3/13
as of Feb 09, 2023

#3 ROBERTSON, Audrey

Opponent	Date	GS	MIN	Total		3-Pointers		Free throws		Rebounds											
				FG-FGA	PCT	3FG-3FGA	PCT	FT-FTA	PCT	OFF	DEF	TOT	AVG	PF	A	TO	BLK	STL	PTS	AVG	
vs Mo. Southern St.	11/05/2022	*	33:30	2-9	.222	0-1	.000	3-4	.750	2	8	10	10.0	0	4	6	0	0	7	7.0	
vs Missouri Western	11/06/2022	*	39:58	4-8	.500	0-1	.000	7-8	.875	3	2	5	7.5	2	2	1	0	2	15	11.0	
Colo. Christian	11/11/2022	*	24:58	3-6	.500	0-1	.000	6-7	.857	3	0	3	6.0	1	6	3	0	4	12	11.3	
CSU Pueblo	11/12/2022	*	33:11	5-9	.556	0-0	.000	4-5	.800	0	3	3	5.3	1	2	3	0	1	14	12.0	
at Southwestern Okla.	11/21/2022	*	35:03	4-9	.444	0-3	.000	3-3	1.000	1	5	6	5.4	1	5	4	2	1	11	11.8	
Western Colo.	11/27/2022	*	36:05	2-7	.286	1-4	.250	6-8	.750	1	6	7	5.7	1	2	1	0	1	11	11.7	
Okla. Christian	12/01/2022	*	24:45	2-6	.333	0-0	.000	3-6	.500	2	2	4	5.4	3	2	2	0	4	7	11.0	
Ark.-Fort Smith	12/03/2022	*	29:53	4-9	.444	0-1	.000	5-6	.833	0	3	3	5.1	3	3	2	0	2	13	11.3	
at Tex. A&M Int'l	12/08/2022	*	36:53	3-9	.333	0-3	.000	0-0	.000	0	2	2	4.8	2	2	2	0	1	6	10.7	
at Tex. A&M-Kingsville	12/10/2022	*	32:43	2-4	.500	0-0	.000	2-2	1.000	1	3	4	4.7	1	5	1	1	0	6	10.2	
vs Ga. Southwestern	12/16/2022	*	33:17	6-9	.667	1-3	.333	2-2	1.000	4	2	6	4.8	2	3	5	0	1	15	10.6	
vs Mont. St. Billings	12/17/2022	*	32:21	7-10	.700	1-2	.500	4-4	1.000	1	1	2	4.6	3	3	1	0	1	19	11.3	
Cameron	12/30/2022	*	20:55	4-5	.800	2-2	1.000	1-1	1.000	1	7	8	4.8	0	4	2	0	2	11	11.3	
Midwestern St.	01/01/2023	*	20:28	5-10	.500	0-1	.000	1-2	.500	2	1	3	4.7	5	0	0	0	1	11	11.3	
at Tex. Permian Basin	01/05/2023	*	38:31	6-12	.500	2-4	.500	4-4	1.000	2	7	9	5.0	3	3	6	0	0	18	11.7	
at Angelo St.	01/07/2023	*	37:57	5-10	.500	2-4	.500	6-7	.857	2	10	12	5.4	0	1	4	1	3	18	12.1	
Eastern N.M.	01/12/2023	*	29:10	4-7	.571	3-5	.600	1-2	.500	0	4	4	5.4	2	4	3	0	1	12	12.1	
Western N.M.	01/14/2023	*	26:31	3-8	.375	0-2	.000	3-4	.750	0	4	4	5.3	0	4	1	1	1	9	11.9	
at UT Tyler	01/19/2023	*	39:04	3-9	.333	0-5	.000	2-2	1.000	1	6	7	5.4	3	3	5	0	3	8	11.7	
at Texas Woman's	01/21/2023	*	33:55	6-11	.545	2-4	.500	0-0	.000	2	4	6	5.4	3	2	2	0	2	14	11.9	
at Midwestern St.	01/26/2023	*	21:00	1-2	.500	0-0	.000	0-0	.000	1	4	5	5.4	0	3	0	0	0	2	11.4	
at Cameron	01/28/2023	*	34:35	1-7	.143	0-2	.000	2-4	.500	0	8	8	5.5	1	5	2	0	1	4	11.0	
Angelo St.	02/02/2023	*	36:34	5-12	.417	0-0	.000	2-2	1.000	0	4	4	5.4	2	2	1	0	2	12	11.1	
Tex. Permian Basin	02/04/2023	*	18:29	4-7	.571	3-5	.600	0-0	.000	0	1	1	5.3	2	3	2	0	0	11	11.1	
Totals		24	749:47	91-195	.467	17-53	.321	67-83	.807	29	97	126	5.3	41	73	59	5	34	266	11.1	

Player Averages

Games Played	Minutes/game	Points/game	FG Pct	3FG Pct	FT Pct	Rebounds/game	Assists/game	Turnovers/game	Assist/Turnover ratio	Steals/game	Blocks/game
24	31.2	11.1	46.7	32.1	80.7	5.3	3.0	2.5	1.2	1.4	0.2



2022-23 Lubbock Christian Women's Basketball
Individual Game-by-Game
All games

Page 4/13
as of Feb 09, 2023

#4 HAASE, Rachel

Opponent	Date	GS	MIN	Total		3-Pointers		Free throws		Rebounds				PF	A	TO	BLK	STL	PTS	AVG
				FG-FGA	PCT	3FG-3FGA	PCT	FT-FTA	PCT	OFF	DEF	TOT	AVG							
Colo. Christian	11/11/2022		19:42	3-8	.375	3-6	.500	1-2	.500	0	2	2	2.0	1	1	3	0	0	10	10.0
CSU Pueblo	11/12/2022		15:14	1-2	.500	1-2	.500	1-2	.500	4	0	4	3.0	0	1	2	0	0	4	7.0
at Southwestern Okla.	11/21/2022		13:22	3-8	.375	3-7	.429	0-0	.000	0	0	0	2.0	0	1	0	1	0	9	7.7
Western Colo.	11/27/2022		05:51	0-1	.000	0-0	.000	0-0	.000	0	0	0	1.5	0	0	1	0	0	0	5.8
Okla. Christian	12/01/2022		16:41	0-4	.000	0-3	.000	0-0	.000	1	2	3	1.8	0	2	0	1	0	0	4.6
Ark.-Fort Smith	12/03/2022		10:14	1-5	.200	1-3	.333	2-2	1.000	0	1	1	1.7	1	0	1	0	0	5	4.7
at Tex. A&M Int'l	12/08/2022		07:16	0-2	.000	0-1	.000	0-0	.000	0	0	0	1.4	1	0	1	0	0	0	4.0
at Tex. A&M-Kingsville	12/10/2022		15:31	8-10	.800	4-5	.800	1-1	1.000	0	0	0	1.3	0	0	0	0	0	21	6.1
vs Ga. Southwestern	12/16/2022		09:24	0-2	.000	0-1	.000	0-0	.000	0	1	1	1.2	0	1	1	0	0	0	5.4
vs Mont. St. Billings	12/17/2022		10:07	0-1	.000	0-1	.000	0-0	.000	0	0	0	1.1	2	1	1	0	0	0	4.9
Cameron	12/30/2022		21:57	5-12	.417	4-10	.400	0-0	.000	0	0	0	1.0	1	0	1	0	1	14	5.7
Midwestern St.	01/01/2023		08:22	0-4	.000	0-3	.000	0-0	.000	0	0	0	0.9	1	0	0	0	1	0	5.3
at Tex. Permian Basin	01/05/2023		13:38	1-3	.333	1-2	.500	0-0	.000	0	1	1	0.9	1	0	0	0	1	3	5.1
at Angelo St.	01/07/2023		06:57	0-2	.000	0-2	.000	0-0	.000	0	1	1	0.9	0	1	0	0	1	0	4.7
Eastern N.M.	01/12/2023		09:43	2-5	.400	1-3	.333	0-0	.000	0	1	1	0.9	0	1	0	0	0	5	4.7
Western N.M.	01/14/2023		12:46	2-4	.500	1-3	.333	0-0	.000	0	1	1	0.9	1	0	1	0	0	5	4.8
at UT Tyler	01/19/2023		22:52	4-9	.444	3-7	.429	0-0	.000	1	1	2	1.0	3	4	1	0	0	11	5.1
at Texas Woman's	01/21/2023		11:27	1-4	.250	0-2	.000	0-0	.000	0	0	0	0.9	1	2	0	0	0	2	4.9
at Midwestern St.	01/26/2023		15:00	2-8	.250	1-5	.200	0-0	.000	0	3	3	1.1	0	2	0	1	0	5	4.9
at Cameron	01/28/2023		14:57	3-7	.429	3-6	.500	0-0	.000	0	1	1	1.1	0	2	0	0	1	9	5.2
Angelo St.	02/02/2023		09:24	0-1	.000	0-1	.000	0-0	.000	0	1	1	1.0	0	0	2	0	0	0	4.9
Tex. Permian Basin	02/04/2023		18:07	1-2	.500	1-2	.500	0-0	.000	0	1	1	1.0	1	2	1	0	1	3	4.8
Totals		0	288:31	37-104	.356	27-75	.360	5-7	.714	6	17	23	1.0	14	21	16	3	6	106	4.8

Player Averages

Games Played	Minutes/ game	Points/ game	FG Pct	3FG Pct	FT Pct	Rebounds/ game	Assists/ game	Turnovers/ game	Assist/Turnover ratio	Steals/ game	Blocks/ game
22	13.1	4.8	35.6	36.0	71.4	1.0	1.0	0.7	1.3	0.3	0.1



2022-23 Lubbock Christian Women's Basketball
Individual Game-by-Game
All games

Page 5/13
as of Feb 09, 2023

#12 THOMAS, Taylor

Opponent	Date	GS	MIN	Total		3-Pointers		Free throws		Rebounds				PF	A	TO	BLK	STL	PTS	AVG
				FG-FGA	PCT	3FG-3FGA	PCT	FT-FTA	PCT	OFF	DEF	TOT	AVG							
vs Mo. Southern St.	11/05/2022		13:01	0-2	.000	0-0	.000	1-2	.500	0	1	1	1.0	1	1	2	1	1	1	1.0
vs Missouri Western	11/06/2022		08:34	2-2	1.000	0-0	.000	1-1	1.000	0	1	1	1.0	2	0	1	0	0	5	3.0
Colo. Christian	11/11/2022		12:05	1-5	.200	0-1	.000	4-4	1.000	0	1	1	1.0	3	1	0	0	1	6	4.0
CSU Pueblo	11/12/2022		09:14	1-2	.500	0-0	.000	0-0	.000	0	2	2	1.3	1	0	1	0	0	2	3.5
at Southwestern Okla.	11/21/2022		05:17	1-1	1.000	0-0	.000	0-0	.000	0	1	1	1.2	1	0	0	0	0	2	3.2
Western Colo.	11/27/2022		10:58	1-3	.333	0-1	.000	0-0	.000	0	2	2	1.3	0	0	2	0	1	2	3.0
Okla. Christian	12/01/2022		16:23	3-5	.600	0-1	.000	2-2	1.000	0	2	2	1.4	2	0	3	0	1	8	3.7
Ark.-Fort Smith	12/03/2022		06:26	0-1	.000	0-1	.000	0-0	.000	0	0	0	1.3	1	1	0	0	0	0	3.3
at Tex. A&M Int'l	12/08/2022		03:33	0-0	.000	0-0	.000	2-2	1.000	0	0	0	1.1	1	0	1	0	0	2	3.1
vs Ga. Southwestern	12/16/2022		02:36	0-0	.000	0-0	.000	0-0	.000	0	0	0	1.0	0	0	1	0	0	0	2.8
vs Mont. St. Billings	12/17/2022		02:36	0-0	.000	0-0	.000	0-0	.000	0	1	1	1.0	0	0	0	0	0	0	2.5
Cameron	12/30/2022		18:21	1-3	.333	0-1	.000	0-0	.000	0	2	2	1.1	0	1	1	1	1	2	2.5
Midwestern St.	01/01/2023		11:45	2-4	.500	0-2	.000	2-2	1.000	0	3	3	1.2	3	0	1	0	3	6	2.8
at Tex. Permian Basin	01/05/2023		07:41	1-1	1.000	0-0	.000	4-5	.800	0	1	1	1.2	2	0	0	0	0	6	3.0
at Angelo St.	01/07/2023		09:44	0-2	.000	0-0	.000	0-0	.000	0	0	0	1.1	3	0	3	1	0	0	2.8
Eastern N.M.	01/12/2023		04:20	0-0	.000	0-0	.000	0-0	.000	0	0	0	1.1	0	0	0	0	0	0	2.6
Western N.M.	01/14/2023		03:17	1-1	1.000	0-0	.000	0-0	.000	0	0	0	1.0	1	0	0	0	0	2	2.6
at Texas Woman's	01/21/2023		00:44	0-0	.000	0-0	.000	0-0	.000	0	0	0	0.9	0	0	0	0	0	0	2.4
at Midwestern St.	01/26/2023		12:00	1-1	1.000	0-0	.000	1-1	1.000	0	2	2	1.0	2	1	2	0	0	3	2.5
Tex. Permian Basin	02/04/2023		22:29	3-6	.500	1-3	.333	2-2	1.000	0	0	0	1.0	1	2	1	0	1	9	2.8
Totals		0	181:04	18-39	.462	1-10	.100	19-21	.905	0	19	19	1.0	24	7	19	3	9	56	2.8

Player Averages

Games Played	Minutes/ game	Points/ game	FG Pct	3FG Pct	FT Pct	Rebounds/ game	Assists/ game	Turnovers/ game	Assist/Turnover ratio	Steals/ game	Blocks/ game
20	9.1	2.8	46.2	10.0	90.5	1.0	0.4	1.0	0.4	0.5	0.2



2022-23 Lubbock Christian Women's Basketball
Individual Game-by-Game
All games

Page 6/13
as of Feb 09, 2023

#15 STOVALL, Shaylee

Opponent	Date	GS	MIN	Total		3-Pointers		Free throws		Rebounds				PF	A	TO	BLK	STL	PTS	AVG
				FG-FGA	PCT	3FG-3FGA	PCT	FT-FTA	PCT	OFF	DEF	TOT	AVG							
vs Mo. Southern St.	11/05/2022	*	30:19	2-4	.500	1-3	.333	9-10	.900	1	1	2	2.0	2	1	0	0	1	14	14.0
vs Missouri Western	11/06/2022	*	33:15	0-2	.000	0-0	.000	6-8	.750	0	1	1	1.5	2	1	1	0	0	6	10.0
Colo. Christian	11/11/2022	*	19:59	2-8	.250	1-5	.200	0-0	.000	1	0	1	1.3	1	2	2	0	1	5	8.3
CSU Pueblo	11/12/2022	*	25:57	2-3	.667	1-1	1.000	3-3	1.000	0	1	1	1.3	0	2	0	0	0	8	8.3
at Southwestern Okla.	11/21/2022	*	27:54	1-3	.333	0-2	.000	1-3	.333	0	0	0	1.0	1	1	3	0	0	3	7.2
Western Colo.	11/27/2022	*	26:47	2-7	.286	1-4	.250	2-4	.500	0	1	1	1.0	1	0	0	0	0	7	7.2
Okla. Christian	12/01/2022	*	19:44	6-7	.857	3-4	.750	1-1	1.000	0	0	0	0.9	0	0	0	0	0	16	8.4
Ark.-Fort Smith	12/03/2022	*	29:53	3-5	.600	0-1	.000	6-6	1.000	0	0	0	0.8	1	1	1	0	0	12	8.9
at Tex. A&M Int'l	12/08/2022	*	28:17	3-10	.300	2-5	.400	1-2	.500	0	0	0	0.7	0	1	2	0	1	9	8.9
at Tex. A&M-Kingsville	12/10/2022	*	24:16	0-2	.000	0-1	.000	1-2	.500	0	1	1	0.7	0	1	0	0	0	1	8.1
vs Ga. Southwestern	12/16/2022	*	25:08	1-5	.200	1-4	.250	2-2	1.000	0	0	0	0.6	4	1	2	0	0	5	7.8
vs Mont. St. Billings	12/17/2022	*	26:50	0-2	.000	0-2	.000	1-2	.500	0	2	2	0.8	2	0	1	0	0	1	7.3
Cameron	12/30/2022	*	22:12	4-6	.667	1-3	.333	1-1	1.000	0	2	2	0.8	1	0	2	0	1	10	7.5
Midwestern St.	01/01/2023	*	33:36	4-9	.444	2-4	.500	3-3	1.000	0	2	2	0.9	1	1	4	0	1	13	7.9
at Tex. Permian Basin	01/05/2023	*	28:33	0-2	.000	0-2	.000	2-2	1.000	0	4	4	1.1	3	0	1	0	4	2	7.5
at Angelo St.	01/07/2023	*	30:41	4-7	.571	4-7	.571	0-0	.000	0	2	2	1.2	1	0	0	0	1	12	7.8
Eastern N.M.	01/12/2023	*	27:58	4-6	.667	2-4	.500	0-1	.000	0	4	4	1.4	2	1	3	0	0	10	7.9
Western N.M.	01/14/2023	*	28:21	2-3	.667	2-2	1.000	2-2	1.000	0	2	2	1.4	0	1	0	0	1	8	7.9
at UT Tyler	01/19/2023	*	32:30	5-10	.500	3-8	.375	0-0	.000	0	3	3	1.5	4	1	3	0	0	13	8.2
at Texas Woman's	01/21/2023	*	27:13	6-7	.857	4-4	1.000	2-2	1.000	0	0	0	1.4	2	3	1	0	2	18	8.7
at Midwestern St.	01/26/2023	*	24:00	2-5	.400	2-3	.667	5-6	.833	0	0	0	1.3	1	4	2	0	0	11	8.8
at Cameron	01/28/2023	*	35:50	2-7	.286	2-6	.333	0-0	.000	0	1	1	1.3	0	1	0	0	1	6	8.6
Angelo St.	02/02/2023	*	33:01	1-6	.167	1-5	.200	0-0	.000	0	1	1	1.3	0	2	0	0	0	3	8.4
Tex. Permian Basin	02/04/2023	*	16:12	0-2	.000	0-1	.000	2-2	1.000	1	1	2	1.3	1	0	0	0	0	2	8.1
Totals			24 658:25	56-128	.438	33-81	.407	50-62	.806	3	29	32	1.3	30	25	28	0	14	195	8.1

Player Averages

Games Played	Minutes/ game	Points/ game	FG Pct	3FG Pct	FT Pct	Rebounds/ game	Assists/ game	Turnovers/ game	Assist/Turnover ratio	Steals/ game	Blocks/ game
24	27.4	8.1	43.8	40.7	80.6	1.3	1.0	1.2	0.9	0.6	0.0



2022-23 Lubbock Christian Women's Basketball
Individual Game-by-Game
All games

Page 7/13
as of Feb 09, 2023

#20 BOSTWICK, Carli

Opponent	Date	GS	MIN	Total		3-Pointers		Free throws		Rebounds				PF	A	TO	BLK	STL	PTS	AVG
				FG-FGA	PCT	3FG-3FGA	PCT	FT-FTA	PCT	OFF	DEF	TOT	AVG							
Okla. Christian	12/01/2022		09:22	2-4	.500	0-2	.000	1-2	.500	0	3	3	3.0	1	0	0	0	1	5	5.0
Ark.-Fort Smith	12/03/2022		08:01	0-3	.000	0-3	.000	0-0	.000	0	1	1	2.0	0	1	1	0	1	0	2.5
at Tex. A&M Int'l	12/08/2022		07:21	0-0	.000	0-0	.000	0-2	.000	0	0	0	1.3	0	0	0	0	0	0	1.7
at Tex. A&M-Kingsville	12/10/2022		10:16	1-3	.333	0-0	.000	0-0	.000	0	1	1	1.3	0	0	0	0	0	2	1.8
vs Ga. Southwestern	12/16/2022		23:30	4-8	.500	4-5	.800	6-6	1.000	0	6	6	2.2	2	0	2	0	0	18	5.0
vs Mont. St. Billings	12/17/2022		19:01	3-6	.500	0-2	.000	5-5	1.000	0	2	2	2.2	2	0	0	0	1	11	6.0
Cameron	12/30/2022	*	18:43	3-13	.231	1-6	.167	0-1	.000	0	2	2	2.1	1	1	1	0	1	7	6.1
Midwestern St.	01/01/2023		11:07	0-2	.000	0-1	.000	0-2	.000	0	1	1	2.0	0	0	0	0	0	0	5.4
at Tex. Permian Basin	01/05/2023	*	04:30	0-1	.000	0-1	.000	0-0	.000	0	1	1	1.9	2	0	3	0	0	0	4.8
at Angelo St.	01/07/2023		09:37	1-4	.250	0-2	.000	1-2	.500	0	0	0	1.7	2	0	2	0	0	3	4.6
Eastern N.M.	01/12/2023		08:31	2-2	1.000	0-0	.000	1-2	.500	0	2	2	1.7	1	0	0	0	0	5	4.6
Western N.M.	01/14/2023		11:52	2-5	.400	0-1	.000	0-0	.000	0	3	3	1.8	0	0	0	0	1	4	4.6
at UT Tyler	01/19/2023		05:53	0-2	.000	0-2	.000	0-0	.000	0	0	0	1.7	0	0	0	0	0	0	4.2
at Texas Woman's	01/21/2023		08:50	1-2	.500	0-1	.000	2-2	1.000	0	0	0	1.6	1	0	1	0	0	4	4.2
at Midwestern St.	01/26/2023		12:00	0-1	.000	0-0	.000	0-0	.000	1	3	4	1.7	1	0	0	0	0	0	3.9
at Cameron	01/28/2023		02:52	1-2	.500	0-1	.000	0-0	.000	0	0	0	1.6	1	0	0	0	0	2	3.8
Angelo St.	02/02/2023		01:20	0-0	.000	0-0	.000	0-2	.000	0	0	0	1.5	1	0	1	0	0	0	3.6
Tex. Permian Basin	02/04/2023		14:33	3-5	.600	1-2	.500	2-2	1.000	2	3	5	1.7	0	0	1	0	2	9	3.9
Totals		2	187:19	23-63	.365	6-29	.207	18-28	.643	3	28	31	1.7	15	2	12	0	7	70	3.9

Player Averages

Games Played	Minutes/game	Points/game	FG Pct	3FG Pct	FT Pct	Rebounds/game	Assists/game	Turnovers/game	Assist/Turnover ratio	Steals/game	Blocks/game
18	10.4	3.9	36.5	20.7	64.3	1.7	0.1	0.7	0.2	0.4	0.0



2022-23 Lubbock Christian Women's Basketball
Individual Game-by-Game
All games

Page 8/13
as of Feb 09, 2023

#23 MCCOY, Martie

Opponent	Date	GS	MIN	Total		3-Pointers		Free throws		Rebounds				PF	A	TO	BLK	STL	PTS		AVG
				FG-FGA	PCT	3FG-3FGA	PCT	FT-FTA	PCT	OFF	DEF	TOT	AVG								
vs Mo. Southern St.	11/05/2022		06:04	0-0	.000	0-0	.000	0-0	.000	0	1	1	1.0	3	0	0	0	0	0	0	0.0
vs Missouri Western	11/06/2022		21:03	0-4	.000	0-0	.000	3-4	.750	1	6	7	4.0	3	0	1	0	0	3	1.5	
Colo. Christian	11/11/2022		15:29	2-4	.500	1-2	.500	0-0	.000	0	1	1	3.0	0	0	1	0	0	5	2.7	
CSU Pueblo	11/12/2022		10:29	0-0	.000	0-0	.000	0-0	.000	0	2	2	2.8	3	0	1	0	0	0	2.0	
at Southwestern Okla.	11/21/2022		06:44	1-1	1.000	0-0	.000	0-0	.000	1	1	2	2.6	1	0	1	1	0	2	2.0	
Western Colo.	11/27/2022		06:45	0-0	.000	0-0	.000	0-0	.000	0	0	0	2.2	1	1	0	0	0	0	1.7	
Okla. Christian	12/01/2022		15:42	1-2	.500	1-1	1.000	1-2	.500	1	1	2	2.1	4	1	2	0	0	4	2.0	
Ark.-Fort Smith	12/03/2022		09:02	1-3	.333	1-2	.500	0-0	.000	1	0	1	2.0	1	1	0	0	0	3	2.1	
at Tex. A&M Int'l	12/08/2022		05:46	0-0	.000	0-0	.000	0-0	.000	0	0	0	1.8	1	1	0	0	0	0	1.9	
at Tex. A&M-Kingsville	12/10/2022		08:03	0-1	.000	0-1	.000	0-0	.000	0	2	2	1.8	3	0	0	0	0	0	1.7	
vs Ga. Southwestern	12/16/2022		02:18	0-0	.000	0-0	.000	0-0	.000	0	1	1	1.7	0	0	0	0	0	0	1.5	
vs Mont. St. Billings	12/17/2022		11:20	0-0	.000	0-0	.000	0-0	.000	0	2	2	1.8	2	0	0	0	0	0	1.4	
Cameron	12/30/2022		16:03	0-2	.000	0-1	.000	0-0	.000	2	3	5	2.0	1	3	0	0	0	0	1.3	
Midwestern St.	01/01/2023		07:05	0-0	.000	0-0	.000	0-0	.000	0	1	1	1.9	2	0	0	1	0	0	1.2	
at Tex. Permian Basin	01/05/2023		23:55	2-3	.667	0-1	.000	2-2	1.000	0	4	4	2.1	2	3	0	0	1	6	1.5	
at Angelo St.	01/07/2023	*	18:01	1-6	.167	0-0	.000	0-0	.000	0	1	1	2.0	1	2	0	1	1	2	1.6	
Eastern N.M.	01/12/2023		10:15	1-1	1.000	0-0	.000	1-1	1.000	0	0	0	1.9	0	0	1	0	0	3	1.6	
Western N.M.	01/14/2023		07:39	0-1	.000	0-1	.000	0-0	.000	0	1	1	1.8	1	0	1	0	1	0	1.6	
at UT Tyler	01/19/2023	*	08:43	0-0	.000	0-0	.000	2-2	1.000	0	2	2	1.8	3	0	1	0	1	2	1.6	
at Texas Woman's	01/21/2023	*	15:32	1-5	.200	1-2	.500	0-2	.000	0	0	0	1.8	2	2	1	0	0	3	1.7	
at Midwestern St.	01/26/2023	*	19:00	2-7	.286	1-3	.333	0-0	.000	0	5	5	1.9	4	1	0	0	0	5	1.8	
at Cameron	01/28/2023	*	14:55	1-3	.333	0-0	.000	0-0	.000	2	4	6	2.1	2	2	1	0	0	2	1.8	
Angelo St.	02/02/2023	*	27:15	2-7	.286	1-3	.333	5-6	.833	1	3	4	2.2	5	0	3	0	0	10	2.2	
Tex. Permian Basin	02/04/2023	*	16:59	1-1	1.000	0-0	.000	3-4	.750	1	2	3	2.2	1	2	1	0	0	5	2.3	
Totals		7	304:07	16-51	.314	6-17	.353	17-23	.739	10	43	53	2.2	46	19	15	3	4	55	2.3	

Player Averages

Games Played	Minutes/game	Points/game	FG Pct	3FG Pct	FT Pct	Rebounds/game	Assists/game	Turnovers/game	Assist/Turnover ratio	Steals/game	Blocks/game
24	12.7	2.3	31.4	35.3	73.9	2.2	0.8	0.6	1.3	0.2	0.1



2022-23 Lubbock Christian Women's Basketball
Individual Game-by-Game
All games

Page 9/13
as of Feb 09, 2023

#30 SPURGIN, Audrey

Opponent	Date	GS	MIN	Total		3-Pointers		Free throws		Rebounds										
				FG-FGA	PCT	3FG-3FGA	PCT	FT-FTA	PCT	OFF	DEF	TOT	AVG	PF	A	TO	BLK	STL	PTS	AVG
vs Mo. Southern St.	11/05/2022		05:12	1-2	.500	0-0	.000	0-0	.000	0	0	0	0.0	1	0	0	0	0	2	2.0
Colo. Christian	11/11/2022		10:04	1-2	.500	0-0	.000	3-5	.600	1	1	2	1.0	3	0	0	0	0	5	3.5
CSU Pueblo	11/12/2022		04:39	1-1	1.000	0-0	.000	1-3	.333	0	1	1	1.0	1	1	1	0	0	3	3.3
at Southwestern Okla.	11/21/2022		01:34	0-1	.000	0-0	.000	0-0	.000	0	0	0	0.8	0	0	0	0	0	0	2.5
Western Colo.	11/27/2022		12:42	0-3	.000	0-1	.000	0-0	.000	0	1	1	0.8	2	0	0	0	1	0	2.0
Okla. Christian	12/01/2022		07:52	0-3	.000	0-0	.000	5-6	.833	2	0	2	1.0	1	0	0	0	0	5	2.5
Ark.-Fort Smith	12/03/2022		04:29	0-1	.000	0-0	.000	1-2	.500	0	3	3	1.3	0	0	0	0	0	1	2.3
at Tex. A&M Int'l	12/08/2022		05:41	0-0	.000	0-0	.000	0-0	.000	0	0	0	1.1	1	0	2	0	0	0	2.0
at Tex. A&M-Kingsville	12/10/2022		04:47	1-2	.500	0-0	.000	0-0	.000	0	0	0	1.0	1	1	0	0	0	2	2.0
vs Ga. Southwestern	12/16/2022		05:41	1-1	1.000	0-0	.000	1-2	.500	0	0	0	0.9	0	0	0	0	0	3	2.1
vs Mont. St. Billings	12/17/2022		08:18	1-3	.333	0-0	.000	1-2	.500	2	0	2	1.0	2	0	1	0	0	3	2.2
Cameron	12/30/2022		11:30	3-5	.600	0-0	.000	2-2	1.000	2	2	4	1.3	1	1	1	1	0	8	2.7
Midwestern St.	01/01/2023		07:01	0-1	.000	0-0	.000	0-0	.000	0	1	1	1.2	1	0	1	0	0	0	2.5
at Angelo St.	01/07/2023		13:25	2-5	.400	0-0	.000	0-0	.000	2	3	5	1.5	1	0	0	1	1	4	2.6
Eastern N.M.	01/12/2023		02:19	0-1	.000	0-0	.000	1-2	.500	0	0	0	1.4	1	0	0	0	0	1	2.5
Western N.M.	01/14/2023		07:32	3-5	.600	0-0	.000	3-4	.750	0	1	1	1.4	3	0	0	0	0	9	2.9
at Texas Woman's	01/21/2023		09:46	1-2	.500	0-0	.000	0-0	.000	1	0	1	1.4	4	0	2	1	0	2	2.8
at Midwestern St.	01/26/2023		09:00	0-4	.000	0-0	.000	2-2	1.000	1	2	3	1.4	1	1	1	0	0	2	2.8
at Cameron	01/28/2023		02:04	0-0	.000	0-0	.000	0-0	.000	0	0	0	1.4	0	0	0	0	0	0	2.6
Tex. Permian Basin	02/04/2023		02:59	0-1	.000	0-0	.000	0-0	.000	0	1	1	1.4	1	0	0	0	0	0	2.5
Totals		0	136:35	15-43	.349	0-1	.000	20-30	.667	11	16	27	1.4	25	4	9	3	2	50	2.5

Player Averages

Games Played	Minutes/ game	Points/ game	FG Pct	3FG Pct	FT Pct	Rebounds/ game	Assists/ game	Turnovers/ game	Assist/Turnover ratio	Steals/ game	Blocks/ game
20	6.8	2.5	34.9	0.0	66.7	1.4	0.2	0.5	0.4	0.1	0.2



2022-23 Lubbock Christian Women's Basketball
Individual Game-by-Game
All games

Page 10/13
as of Feb 09, 2023

#31 JOHNSON, Tia

Opponent	Date	GS	MIN	Total		3-Pointers		Free throws		Rebounds				PF	A	TO	BLK	STL	PTS	AVG
				FG-FGA	PCT	3FG-3FGA	PCT	FT-FTA	PCT	OFF	DEF	TOT	AVG							
vs Mo. Southern St.	11/05/2022		03:05	0-0	.000	0-0	.000	0-0	.000	1	0	1	1.0	0	1	1	0	0	0	0.0
Colo. Christian	11/11/2022		06:01	0-2	.000	0-1	.000	0-0	.000	0	3	3	2.0	0	0	1	0	1	0	0.0
Okla. Christian	12/01/2022		05:35	1-2	.500	0-1	.000	1-1	1.000	0	2	2	2.0	2	0	0	0	1	3	1.0
Ark.-Fort Smith	12/03/2022		02:12	1-2	.500	1-2	.500	0-0	.000	0	0	0	1.5	0	0	0	0	0	3	1.5
Eastern N.M.	01/12/2023		06:14	0-1	.000	0-1	.000	0-0	.000	0	2	2	1.6	1	1	0	0	0	0	1.2
Western N.M.	01/14/2023		03:17	1-2	.500	0-0	.000	0-0	.000	0	1	1	1.5	2	0	0	0	0	2	1.3
at Midwestern St.	01/26/2023		07:00	2-5	.400	0-1	.000	0-0	.000	1	1	2	1.6	2	0	0	0	0	4	1.7
Tex. Permian Basin	02/04/2023		07:56	2-5	.400	1-2	.500	0-0	.000	0	0	0	1.4	2	0	0	0	1	5	2.1
Totals		0	41:20	7-19	.368	2-8	.250	1-1	1.000	2	9	11	1.4	9	2	2	0	3	17	2.1

Player Averages

Games Played	Minutes/game	Points/game	FG Pct	3FG Pct	FT Pct	Rebounds/game	Assists/game	Turnovers/game	Assist/Turnover ratio	Steals/game	Blocks/game
8	5.2	2.1	36.8	25.0	100.0	1.4	0.3	0.3	1.0	0.4	0.0



2022-23 Lubbock Christian Women's Basketball
Individual Game-by-Game
All games

Page 11/13
as of Feb 09, 2023

#33 JOHNSON, Deja

Opponent	Date	GS	MIN	Total		3-Pointers		Free throws		Rebounds										
				FG-FGA	PCT	3FG-3FGA	PCT	FT-FTA	PCT	OFF	DEF	TOT	AVG	PF	A	TO	BLK	STL	PTS	AVG
Colo. Christian	11/11/2022		07:03	0-1	.000	0-1	.000	4-4	1.000	1	0	1	1.0	0	0	0	0	1	4	4.0
Okla. Christian	12/01/2022		08:20	0-0	.000	0-0	.000	1-2	.500	0	1	1	1.0	3	1	0	0	1	1	2.5
Ark.-Fort Smith	12/03/2022		02:12	0-0	.000	0-0	.000	0-0	.000	1	1	2	1.3	0	0	0	0	1	0	1.7
Cameron	12/30/2022		12:09	2-4	.500	1-3	.333	0-0	.000	0	3	3	1.8	0	2	2	0	0	5	2.5
Eastern N.M.	01/12/2023		02:19	0-0	.000	0-0	.000	0-0	.000	0	0	0	1.4	0	0	0	0	0	0	2.0
Western N.M.	01/14/2023		02:05	0-0	.000	0-0	.000	0-0	.000	0	0	0	1.2	0	0	0	0	0	0	1.7
at Midwestern St.	01/26/2023		09:00	0-1	.000	0-0	.000	0-0	.000	0	0	0	1.0	0	1	0	0	0	0	1.4
Tex. Permian Basin	02/04/2023		08:03	1-2	.500	0-0	.000	0-0	.000	0	1	1	1.0	0	0	0	0	0	2	1.5
Totals		0	51:11	3-8	.375	1-4	.250	5-6	.833	2	6	8	1.0	3	4	2	0	3	12	1.5

Player Averages

Games Played	Minutes/game	Points/game	FG Pct	3FG Pct	FT Pct	Rebounds/game	Assists/game	Turnovers/game	Assist/Turnover ratio	Steals/game	Blocks/game
8	6.4	1.5	37.5	25.0	83.3	1.0	0.5	0.3	2.0	0.4	0.0



2022-23 Lubbock Christian Women's Basketball
Individual Game-by-Game
All games

Page 12/13
as of Feb 09, 2023

#34 COX, Whitney

Opponent	Date	GS	MIN	Total		3-Pointers		Free throws		Rebounds				PF	A	TO	BLK	STL	PTS	AVG
				FG-FGA	PCT	3FG-3FGA	PCT	FT-FTA	PCT	OFF	DEF	TOT	AVG							
vs Mo. Southern St.	11/05/2022	*	16:21	3-7	.429	0-0	.000	0-0	.000	2	4	6	6.0	1	1	0	0	0	6	6.0
vs Missouri Western	11/06/2022	*	28:07	5-11	.455	0-0	.000	2-2	1.000	1	10	11	8.5	5	1	1	1	1	12	9.0
Colo. Christian	11/11/2022	*	10:58	4-4	1.000	0-0	.000	0-2	.000	0	1	1	6.0	4	1	0	0	0	8	8.7
CSU Pueblo	11/12/2022	*	17:13	2-6	.333	0-0	.000	0-0	.000	0	4	4	5.5	2	1	1	2	2	4	7.5
at Southwestern Okla.	11/21/2022	*	20:23	7-9	.778	0-0	.000	0-0	.000	1	4	5	5.4	0	1	0	0	0	14	8.8
Western Colo.	11/27/2022	*	04:07	1-3	.333	0-0	.000	0-0	.000	0	1	1	4.7	3	0	2	0	1	2	7.7
Okla. Christian	12/01/2022	*	11:57	1-5	.200	0-0	.000	5-8	.625	1	3	4	4.6	3	1	1	0	0	7	7.6
Ark.-Fort Smith	12/03/2022	*	16:31	5-8	.625	0-0	.000	0-1	.000	1	4	5	4.6	1	1	0	0	0	10	7.9
at Tex. A&M Int'l	12/08/2022	*	16:43	1-5	.200	0-0	.000	0-1	.000	1	6	7	4.9	4	1	1	1	0	2	7.2
at Tex. A&M-Kingsville	12/10/2022	*	13:57	3-5	.600	0-0	.000	0-2	.000	0	2	2	4.6	3	1	1	0	0	6	7.1
vs Ga. Southwestern	12/16/2022	*	09:42	1-4	.250	0-0	.000	0-0	.000	0	2	2	4.4	2	1	0	0	0	2	6.6
vs Mont. St. Billings	12/17/2022	*	16:38	3-4	.750	0-0	.000	0-0	.000	1	2	3	4.3	0	0	1	1	1	6	6.6
Eastern N.M.	01/12/2023	*	10:54	1-1	1.000	0-0	.000	0-0	.000	0	0	0	3.9	2	1	2	0	0	2	6.2
Western N.M.	01/14/2023	*	06:11	0-1	.000	0-0	.000	0-0	.000	0	1	1	3.7	0	0	1	0	0	0	5.8
at UT Tyler	01/19/2023		05:29	0-0	.000	0-0	.000	0-0	.000	0	1	1	3.5	0	0	2	0	0	0	5.4
at Midwestern St.	01/26/2023		09:00	2-5	.400	0-0	.000	0-0	.000	0	2	2	3.4	1	0	1	2	0	4	5.3
Angelo St.	02/02/2023		03:00	0-1	.000	0-0	.000	0-0	.000	0	0	0	3.2	0	0	0	0	0	0	5.0
Tex. Permian Basin	02/04/2023		12:01	1-2	.500	0-0	.000	0-0	.000	0	2	2	3.2	1	1	0	0	0	2	4.8
Totals		14	229:11	40-81	.494	0-0	.000	7-16	.438	8	49	57	3.2	32	12	14	7	5	87	4.8

Player Averages

Games Played	Minutes/game	Points/game	FG Pct	3FG Pct	FT Pct	Rebounds/game	Assists/game	Turnovers/game	Assist/Turnover ratio	Steals/game	Blocks/game
18	12.7	4.8	49.4	0.0	43.8	3.2	0.7	0.8	0.9	0.3	0.4



2022-23 Lubbock Christian Women's Basketball
Individual Game-by-Game
All games

Page 13/13
as of Feb 09, 2023

#40 SCHUMANN, Reese

Opponent	Date	GS	MIN	Total		3-Pointers		Free throws		Rebounds				PF	A	TO	BLK	STL	PTS	AVG
				FG-FGA	PCT	3FG-3FGA	PCT	FT-FTA	PCT	OFF	DEF	TOT	AVG							
vs Mo. Southern St.	11/05/2022		17:47	4-6	.667	0-0	.000	2-5	.400	3	3	6	6.0	2	0	2	2	0	10	10.0
vs Missouri Western	11/06/2022		12:49	2-4	.500	0-0	.000	2-2	1.000	1	0	1	3.5	1	0	1	0	0	6	8.0
Colo. Christian	11/11/2022		18:58	3-4	.750	0-0	.000	2-2	1.000	1	3	4	3.7	0	0	2	5	2	8	8.0
CSU Pueblo	11/12/2022		15:59	0-1	.000	0-0	.000	2-4	.500	1	5	6	4.3	4	0	2	1	0	2	6.5
at Southwestern Okla.	11/21/2022		17:43	3-5	.600	0-0	.000	0-1	.000	3	3	6	4.6	3	0	1	2	1	6	6.4
Western Colo.	11/27/2022		23:11	3-7	.429	0-0	.000	1-2	.500	2	6	8	5.2	3	0	2	1	1	7	6.5
Okla. Christian	12/01/2022		13:53	2-2	1.000	0-0	.000	1-2	.500	2	2	4	5.0	3	1	1	0	1	5	6.3
Ark.-Fort Smith	12/03/2022		13:50	3-5	.600	0-0	.000	1-3	.333	5	1	6	5.1	2	0	3	1	1	7	6.4
at Tex. A&M Int'l	12/08/2022		17:06	3-3	1.000	0-0	.000	0-1	.000	2	8	10	5.7	2	1	0	3	1	6	6.3
at Tex. A&M-Kingsville	12/10/2022		19:46	4-7	.571	0-0	.000	0-0	.000	1	2	3	5.4	1	2	2	2	0	8	6.5
vs Ga. Southwestern	12/16/2022		18:57	3-4	.750	0-0	.000	0-1	.000	2	7	9	5.7	3	0	2	2	0	6	6.5
vs Mont. St. Billings	12/17/2022		05:54	1-1	1.000	0-0	.000	0-0	.000	1	2	3	5.5	3	0	0	0	0	2	6.1
Cameron	12/30/2022		17:01	2-6	.333	0-0	.000	1-1	1.000	0	6	6	5.5	1	1	0	1	1	5	6.0
Midwestern St.	01/01/2023	*	23:37	1-3	.333	0-0	.000	3-6	.500	3	4	7	5.6	4	0	1	0	0	5	5.9
at Tex. Permian Basin	01/05/2023		12:27	2-3	.667	0-0	.000	1-3	.333	2	0	2	5.4	5	0	2	0	0	5	5.9
at Angelo St.	01/07/2023		03:04	0-1	.000	0-0	.000	0-0	.000	1	0	1	5.1	2	0	0	0	0	0	5.5
Eastern N.M.	01/12/2023		22:05	5-5	1.000	0-0	.000	3-3	1.000	1	1	2	4.9	4	1	2	4	1	13	5.9
Western N.M.	01/14/2023		26:17	4-8	.500	0-0	.000	2-2	1.000	1	7	8	5.1	2	0	2	6	0	10	6.2
at UT Tyler	01/19/2023		16:48	1-3	.333	0-0	.000	2-2	1.000	2	4	6	5.2	4	0	5	0	1	4	6.1
at Texas Woman's	01/21/2023		18:15	1-5	.200	0-0	.000	2-2	1.000	1	5	6	5.2	4	1	0	0	0	4	6.0
at Midwestern St.	01/26/2023		13:00	3-4	.750	0-0	.000	1-3	.333	2	2	4	5.1	2	1	1	0	1	7	6.0
at Cameron	01/28/2023		25:07	7-8	.875	0-0	.000	0-0	.000	4	2	6	5.2	4	0	1	1	0	14	6.4
Angelo St.	02/02/2023		10:20	1-1	1.000	0-0	.000	1-2	.500	1	1	2	5.0	5	0	2	1	0	3	6.2
Tex. Permian Basin	02/04/2023		13:26	2-2	1.000	0-0	.000	2-2	1.000	0	2	2	4.9	0	0	3	1	1	6	6.2
Totals		1	397:20	60-98	.612	0-0	.000	29-49	.592	42	76	118	4.9	64	8	37	33	12	149	6.2

Player Averages

Games Played	Minutes/game	Points/game	FG Pct	3FG Pct	FT Pct	Rebounds/game	Assists/game	Turnovers/game	Assist/Turnover ratio	Steals/game	Blocks/game
24	16.6	6.2	61.2	0.0	59.2	4.9	0.3	1.5	0.2	0.5	1.4

LUBBOCK CHRISTIAN UNIVERSITY WOMEN'S BASKETBALL GAME NOTES

Lubbock Christian vs Mo. Southern St.
11/05/22 3:30 pm at Kansas City, MO

Lubbock Christian 64 • 0-1,0-0 Lone Sta

#	Player		Total		3-Ptr		Rebounds			PF	TP	A	TO	Blk	Stl	Min
			FG-FGA	FG-FGA	FT-FTA	Off	Def	Tot								
00	Grace Foster	f	7-20	2-4	0-0	2	9	11	2	16	2	2	1	0	0	35
34	Whitney Cox	f	3-7	0-0	0-0	2	4	6	1	6	1	0	0	0	0	16
02	Maci Maddox	g	3-7	0-1	2-2	0	4	4	2	8	3	1	0	2	40	
03	Audrey Robertson	g	2-9	0-1	3-4	2	8	10	0	7	4	6	0	0	33	
15	Shaylee Stovall	g	2-4	1-3	9-10	1	1	2	2	14	1	0	0	1	30	
12	Taylor Thomas		0-2	0-0	1-2	0	1	1	1	1	1	2	1	1	13	
23	Martie McCoy		0-0	0-0	0-0	0	1	1	3	0	0	0	0	0	7	
30	Audrey Spurgin		1-2	0-0	0-0	0	0	0	1	2	0	0	0	0	5	
31	Tia Johnson		0-0	0-0	0-0	1	0	1	0	0	1	1	0	0	3	
40	Reese Schumann		4-6	0-0	2-5	3	3	6	2	10	0	2	2	0	18	
Team						2	2	4								
Totals			22-57	3-9	17-23	13	33	46	14	64	13	14	4	4	200	
1st FG: 6-15 40.0% 2nd: 5-13 38.5% 3rd: 4-12 33.3% 4th: 7-17 41.2% Game: 22-57 38.6% Deadball																
3rd FG: 3-9 33.3% 5th: 2-10 20.0% 6th: 1-4 25.0% 7th: 1-4 25.0% 8th: 1-4 25.0% 9th: 1-4 25.0% 10th: 1-4 25.0%																
FT: 6-6 100.0% 4-4 100.0% 5-5 55.6% 6-6 50.0% 7-7 73.9% 8-8 100.0% 9-9 100.0% 10-10 100.0%																
Rebounds 1																

1st - FG %: 6-15 40.0% 2nd: 5-13 38.5% 3rd: 4-12 33.3% 4th: 7-17 41.2% Game: 22-57 38.6% Deadball
3FG %: 0-1 0.0% 2-7 28.6% 2-4 50.0% 3-9 33.3% 17-23 73.9%
FT %: 6-6 100.0% 4-4 100.0% 5-9 55.6% 2-4 50.0%

Mo. Southern St. 65 • 1-0,0-0 Mid-Amer

#	Player		Total		3-Ptr		Rebounds			PF	TP	A	TO	Blk	Stl	Min			
			FG-FGA	FG-FGA	FT-FTA	Off	Def	Tot											
05	Layne Skiles	f	2-7	1-5	1-1	3	4	7	3	6	1	0	1	0	28				
31	Madi Stokes	c	5-12	0-0	2-2	5	8	13	1	12	0	1	2	0	24				
01	Kryslyn Jones	g	4-8	2-5	0-0	2	2	4	2	10	1	3	0	1	28				
10	Kaitlin Hunnicutt	g	3-6	1-3	0-0	2	2	4	1	7	1	1	0	0	30				
21	Lacy Stokes	g	6-22	1-8	6-7	1	1	2	3	19	8	0	0	3	35				
02	Hailey Grant		0-2	0-0	0-0	0	2	2	2	0	0	0	0	0	6				
04	Mia Topping		0-1	0-1	0-0	0	0	0	1	0	0	1	0	0	5				
20	Cameron Call		0-2	0-2	0-0	2	2	4	2	0	2	2	0	1	16				
25	Amaya Johns		4-14	0-3	0-0	0	2	2	2	8	0	0	0	0	16				
34	Mira Khan		1-2	0-0	1-2	3	4	7	3	3	2	0	1	0	12				
Team						1	0	1											
Totals				25-76	5-27	10-12	19	27	46	20	65	15	8	4	5	200			
1st - FG %: 4-20			20.0%	2nd: 11-19			57.9%	3rd: 6-18			33.3%	4th: 1-19			21.1%	Game: 25-76		32.9%	Deadball Rebounds 1
3FG %: 1-10			10.0%	2-7			28.6%	2-7			28.6%	0-3			0.0%	5-27		18.5%	
FT %: 2-4			50.0%	0-0			0.0%	4-4			100.0%	10-12			83.3%				

1st - FG %: 4-20 20.0% 2nd: 11-19 57.9% 3rd: 6-18 33.3% 4th: 4-19 21.1% Game: 25-76 32.9% Deadball
3FG %: 1-10 10.0% 2-7 28.6% 2-4 50.0% 3-9 33.3% 10-12 83.3%
FT %: 2-4 50.0% 0-0 0.0% 4-4 100.0%

Officials: Drew Roberts, Leah Lanie, Ty Bills

Technical fouls: Lubbock Christian-None. Mo. Southern St.-None.

Attendance: 205

2022-23 Women's Basketball. Round: 0. Lubbock Christian vs Mo. Southern St.. P

Score by periods	1st	2nd	3rd	4th	Total
Lubbock Christian	18	15	15	16	64
Mo. Southern St.	11	24	18	12	65

Points	In	Off	2nd	Fast	Bench
LCU	30	10	15	4	13
MSSU	34	18	16	8	11

Last FG - LCU 4th-03:18, MSSU 4th-00:31.

Largest lead - LCU by 7 1st-00:23, MSSU by 7 4th-09:51.

LCU led for 13:43, MSSU led for 19:16. Game was tied for 07:01.

Score tied - 13 times.
Lead changed - 11 times.

Missouri Western vs Lubbock Christian
11/06/22 5:30 pm at

Missouri Western 101 • 1-0,0-0 Mid-Amer

#	Player		Total		3-Ptr		Rebounds					PF	TP	A TO Blk Stl			Min
			FG-FGA	FG-FGA	FT-FTA	Off	Def	Tot	Off	Def	Tot						
25	Mary Fultz	f	3-5	0-0	3-3	1	1	2	1	9	0	0	2	0	21		
01	Camille Evans	g	2-5	0-1	2-2	2	1	3	2	6	6	3	0	1	29		
10	Connie Clarke	g	12-19	2-2	8-10	3	9	12	4	34	4	3	0	5	31		
23	Brianna Budgetts	g	4-9	1-6	3-4	0	3	3	1	12	0	2	0	3	24		
40	Jordan Cunningham	g	2-8	0-2	0-1	0	2	2	5	4	0	0	0	0	29		
02	Johnni Gonzalez	g	0-0	0-0	0-0	0	0	0	2	0	1	3	0	0	12		
03	Meredith Rieker	g	0-1	0-1	0-0	0	0	0	2	0	0	0	0	0	3		
05	Kadyn Cobb	g	0-1	0-1	0-0	0	0	0	1	0	0	0	0	0	3		
12	Cleao Murray	g	5-12	4-11	1-2	1	4	5	4	15	2	1	1	1	37		
22	Abby Bala	g	3-6	1-2	3-4	2	1	3	3	10	2	0	0	1	21		
31	Trinity Knapp	g	5-9	1-2	0-0	0	1	1	1	11	0	1	1	0	14		
44	Kassandra Caron	g	0-0	0-0	0-0	0	0	0	0	0	0	0	0	0	1		
Team						1	0	1									
Totals			36-75	9-28	20-26	10	22	32	26	101	15	13	4	11	225		

1st - FG %:	9-17	52.9%	2nd: 6-19	31.6%	20-26	3rd: 9-17	52.9%	4th: 8-14	57.1%	Game: 36-75	48.0%	Headball
3FG %:	3-7	42.9%	3-4	75.0%	4-6	66.7%	1-3	33.3%	2-5	40.0%	32.1%	Rebounds
FT %:	1-2	50.0%	3-4	75.0%	4-6	66.7%	4-4	100.0%	0-0	20-26	76.9%	4.2

1st - FG %: 9-17 52.9% 2nd: 6-19 31.6% 3rd: 9-17 52.9% 4th: 8-14 57.1% Game: 36-75 48.0% Deadball
3FG %: 3-7 42.9% 2-10 20.0% 2-5 40.0% 1-3 33.3% 9-28 32.1%
FT %: 1-2 50.0% 3-4 75.0% 4-6 66.7% 4-4 100.0% 20-26 76.9%

Lubbock Christian 96 • 0-2,0-0 Lone Sta

#	Player		Total FG-FGA	3-Ptr FG-FGA	FT-FTA	Off	Def	Tot	PF	TP	A	TO	Blk	Stl	Min
00	Grace Foster	f	13-20	4-6	6-6	1	5	6	4	36	1	1	3	1	41
34	Whitney Cox	f	5-11	0-0	2-2	1	10	11	5	12	1	1	1	1	28
02	Maci Maddox	g	5-12	1-4	2-2	0	2	2	4	13	6	10	0	4	39
03	Audrey Robertson	g	4-8	0-1	7-8	3	2	5	2	15	2	1	0	2	40
15	Shaylee Stovall	g	0-2	0-0	6-8	0	1	1	2	6	1	1	0	0	34
12	Taylor Thomas		2-2	0-0	1-1	0	1	1	2	5	0	1	0	0	10
23	Martie McCoy		0-4	0-0	3-4	1	6	7	3	3	0	1	0	0	20
40	Reese Schumann		2-4	0-0	2-2	1	0	1	1	6	0	1	0	0	13
	Team					1	4	5				1			
	Totals		31-63	5-11	29-33	8	31	39	23	96	11	18	4	8	225

1st	FG %: 5-14	35.7%	2nd: 6-13	46.2%	3rd: 11-15	73.3%	4th: 6-14	42.9%	Game: 31-63	49.2%	Deadball
	FT %: 0-2	0.0%	1-3	33.3%	1-1	100.0%	3-4	75.0%	5-11	45.5%	Rebounds
	FT %: 5-5	100.0%	5-6	83.3%	7-8	87.5%	6-6	100.0%	29-33	87.9%	4

1st - FG %: 5-14 35.7% 2nd: 6-13 46.2% 3rd: 11-15 73.3% 4th: 6-14 42.9% Game: 31-63 49.2% Deadball
3FG %: 0-2 0.0% 1-3 33.3% 1-1 100.0% 3-4 75.0% 29-33 87.9%
FT %: 5-5 100.0% 5-6 83.3% 7-8 87.5% 6-6 100.0%

Officials: Jeremy McHugh, Allyn Richardson, Michelle Kramer

Technical fouls: Missouri Western-None. Lubbock Christian-None.

Attendance: 113

2022-23 Women's Basketball. Round: 0. Lubbock Christian vs Missouri Western. P

Score by periods	1st	2nd	3rd	4th	OT	Total
Missouri Western	22	17	24	21	17	101
Lubbock Christian	15	18	30	21	12	96

Points	In	Off	2nd	Fast	Bench
MWSU	48	21	13	26	36
LCU	44	18	12	8	14

Last FG - MWSU OT-00:33, LCU OT-00:17.

Largest lead - MWSU by 10 3rd-09:18, LCU by 4 4th-02:34.

MWSU led for 31:34, LCU led for 07:12. Game was tied for 06:14.

Score tied - 10 times.
Lead changed - 12 times.

Colo. Christian vs Lubbock Christian
11/11/22 6:00 pm at Lubbock, TX

Colo. Christian 64 • 0-1,0-0 RMAC

#	Player		Total			3-Ptr			Rebounds			PF	TP	A TO Blk Stl				Min
			FG-FGA	FG-FGA	FT-FTA	Off	Def	Tot	Off	Def	Tot			A	TO	Blk	Stl	
05	Regan Loconte	f	3-10	1-5	0-0	0	3	3	7	0	4	0	2	18				
10	Agnes Paul	f	1-6	0-1	6-8	7	5	12	4	8	0	4	1	0	22			
11	Dasiya Jones	f	1-5	0-0	1-2	1	0	1	2	3	0	2	0	4	24			
21	Maggie Hutka	f	4-7	1-3	0-0	1	2	3	2	9	2	2	0	1	23			
01	Nicole Bowlin	g	2-5	0-2	1-1	0	3	3	2	5	1	3	0	0	18			
02	Victoria Perez		1-4	1-3	0-0	1	0	1	0	3	0	1	0	1	11			
20	Makenna Bodette		3-9	1-3	0-0	2	5	7	3	7	2	2	1	0	24			
23	Aleksandra Clayton		1-5	1-3	0-0	0	3	3	0	3	0	1	1	0	5			
24	Mia Guest		1-5	0-4	0-0	0	2	2	0	2	1	0	0	1	12			
32	Mykaela Moore		5-6	0-0	1-1	2	2	4	2	11	0	1	1	1	17			
33	India Cole		1-1	0-0	0-0	0	1	1	2	2	1	1	1	3	11			
34	Christen Curry		2-8	0-1	0-0	3	0	3	2	4	1	0	0	1	15			
Team						1	1	2										
Totals			25-71	5-25	9-12	18	27	45	22	64	8	22	5	14	200			
1st - FG: 9-20 45.0% 2nd: 6-23 26.1% 3rd: 7-15 46.7% 4th: 3-13 23.1% 5th: 25-71 35.2% Deadball																		
1st - FT: 2-8 25.0% 0-5 0.0% 2-5 40.0% 0-0 0.0% 0-0 0.0% 0-0 0.0% Rebounds																		
FT %: 0-0 0.0% 1-1 100.0% 2-3 66.7% 6-8 75.0% 6-25 24.0% 9-10 90.0%																		

1st - FG %: 9-20 45.0% 2nd: 6-23 26.1% 3rd: 7-15 46.7% 4th: 3-13 23.1% Game: 25-71 35.2% Deadball
3FG %: 2-8 25.0% 1-5 20.0% 2-5 40.0% 1-7 14.3% 5-25 20.0%
FT %: 0-0 0.0% 0-1 0.0% 2-3 66.7% 6-8 75.0% 9-12 75.0%

Lubbock Christian 85 • 1-2,0-0 Lone Sta

#	Player	Total	
---	--------	-------	--

LUBBOCK CHRISTIAN UNIVERSITY WOMEN'S BASKETBALL GAME NOTES

Lubbock Christian vs Southwestern Okla. 11/21/22 5:30 pm at Weatherford, OK

Lubbock Christian 73 • 3-2,0-0 Lone Sta

#	Player		Total			3-Ptr	Rebounds			PF	TP	A	TO	Blk	Stl	Min
			FG-FGA	FG-FGA	FT-FTA		Off	Def	Tot							
00	Grace Foster	f	8-15	2-3	4-5	5	11	16	1	22	6	2	1	0	36	
34	Whitney Cox	f	7-9	0-0	0-0	1	4	5	0	14	1	0	0	0	21	
02	Maci Maddox	g	2-10	0-4	0-2	1	6	7	3	4	7	5	0	2	36	
03	Audrey Robertson	g	4-9	0-3	3-3	1	5	6	1	11	5	4	2	1	35	
15	Shaylee Stovall	g	1-3	0-2	1-3	0	0	0	1	3	1	3	0	0	27	
04	Rachel Haase	g	3-8	3-7	0-0	0	0	0	0	9	1	0	1	0	14	
12	Taylor Thomas	g	1-1	0-0	0-0	0	1	1	1	2	0	0	0	0	5	
23	Martie McCoy	g	1-1	0-0	0-0	1	1	2	1	2	0	1	1	0	7	
30	Audrey Spurgin	g	0-1	0-0	0-0	0	0	0	0	0	0	0	0	0	2	
40	Reese Schumann	g	3-5	0-0	0-1	3	3	6	3	6	0	1	2	1	17	
Team						0	2	2								
Totals				30-62	5-19	8-14	12	33	45	11	73	21	16	7	4	200
1st - FG %:			5-12	41.7%	2nd: 9-14	64.3%	3rd: 8-19	42.1%	4th: 8-17	47.1%	Game: 30-62	48.4%	Deadball			
3FG %:			1-5	20.0%	1-2	50.0%	1-7	14.3%	2-5	40.0%	5-19	26.3%	Rebounds			
FT %:			3-3	100.0%	3-5	60.0%	2-3	66.7%	0-3	0.0%	8-14	57.1%	1,1			

Southwestern Okla. 67 • 0-4,0-0 GAC

#	Player		Total		3-Ptr		Rebounds			PF	TP	A	TO	Blk	Stl	Min
			FG-FGA	FG-FGA	FG-FTA	Off	Def	Tot								
12	Shamika Smith	f	6-13	1-5	0-0	2	4	6	1	13	0	1	0	3	29	
02	Morgan Smith	g	7-11	2-2	2-2	1	3	4	1	18	3	0	0	1	38	
05	Averi Zinn	g	4-15	0-6	2-2	0	3	3	3	10	6	1	0	0	37	
21	Layni Zinn	g	0-8	0-1	0-0	0	2	2	1	0	0	0	1	0	23	
23	Macy Gore	g	0-6	0-3	1-2	1	3	4	3	1	5	1	0	0	18	
01	Fayth Laughlin	g	0-2	0-0	0-0	1	0	1	2	0	1	0	0	2	18	
10	Adysen Wilson	g	6-9	6-8	0-0	0	4	4	2	18	1	0	0	2	24	
11	Carson Dillard	g	0-0	0-0	0-0	0	0	0	0	0	0	0	0	0	1	
24	Jamaya Johnson	g	3-5	0-1	1-2	1	4	5	3	7	0	4	0	0	12	
Team						3	1	4				1				
Totals			26-69	9-26	6-8	9	24	33	16	67	16	8	1	8	200	
1st	FG %:	7-19	36.8%	2nd: 10-22	45.5%	3rd: 4-13	30.8%	4th: 5-15	33.3%	Game: 26-69	37.7%	Deadball				
	3FG %:	4-8	50.0%	5-10	50.0%	0-3	0.0%	0-5	0.0%	9-26	34.6%	Rebound				
	FT %:	0-0	0.0%	0-0	0.0%	1-2	50.0%	5-6	83.3%	6-8	75.0%	2,1				

Officials:

Technical fouls: Lubbock Christian-None. Southwestern Okla.-None.

Attendance: 374

2022-23 Women's Basketball. Round: 0. Lubbock Christian vs Southwestern Okla..

Score by periods	1st	2nd	3rd	4th	Total
Lubbock Christian	14	22	19	18	73
Southwestern Okla.	18	25	9	15	67

Points	In	Off	2nd	Fast
LCU	36	7	12	11
SWOSU	24	15	15	6

Last FG - LCU 4th-01:07, SWOSU 4th-00:19.

Largest lead - LCU by 12 4th-05:48, SWOSU by 11 2nd-06:37.

LCU led for 16:10. SWOSU led for 21:45. Game was tied for 02:02.

Score tied - 2 times.

Lead changed - 5 times.

Western Colo. vs Lubbock Christian 11/27/22 3:00 pm at Lubbock, TX

Western Colo. 38 • 1-4,0-0 RMAC

#	Player	Total		3-Ptr	Rebounds			PF	TP	A	TO	Blk	Stl	Min	
		FG-FGA	FG-FGA		FT-FTA	Off	Def								Tot
04	Rachel Cockman	f	7-14	0-0	4-4	2	6	8	3	18	1	5	2	2	38
14	Brooklyn Seymour	f	0-4	0-0	2-4	0	3	3	5	2	1	2	0	2	21
21	Hayley Valencia	f	1-9	0-1	1-2	0	3	3	1	3	2	1	0	0	30
00	Alyza Aikins	g	0-1	0-0	0-0	1	6	7	1	0	2	4	0	0	36
03	Emmery Wagstaff	g	3-15	3-8	2-2	2	6	8	3	11	1	4	1	2	40
13	Kylie Krise		0-2	0-1	0-0	0	0	0	0	0	0	1	0	0	9
15	Natalie Sumrock		1-1	0-0	0-0	0	6	6	5	2	0	2	0	1	18
35	Mia Lozoya		0-0	0-0	2-2	1	0	1	3	2	0	0	0	0	8
Team						0	1	1				1			
Totals			12-46	3-10	11-14	6	31	37	21	38	7	20	3	7	200
1st - FG %:		5-13	38.5%	2nd: 4-10	40.0%	3rd: 0-8	0.0%	4th: 3-15	20.0%	Game: 12-46		26.1%	Deadball		
3FG %:		2-4	50.0%	1-1	100.0%	0-1	0.0%	0-4	0.0%	3-10		30.0%	Rebounds		
FT %:		0-0	0.0%	4-4	100.0%	6-8	75.0%	1-2	50.0%	11-14		78.6%	2		

Lubbock Christian 51 • 4-2,0-0 Lone Sta

#	Player		Total		3-Ptr	Rebounds					PF	TP	A	TO	Blk	Stl	Min.
			FG-FGA	FG-FGA		FT-FTA	Off	Def	Tot								
00	Grace Foster	f	2-7	1-3	4-4	2	10	12	4	9	1	1	1	0	1	34	
34	Whitney Cox	f	1-3	0-0	0-0	0	1	1	3	2	0	2	0	1	4		
02	Maci Maddox	g	5-11	0-1	3-4	0	1	1	0	13	2	2	0	1	39		
03	Audrey Robertson	g	2-7	1-4	6-8	1	6	7	1	11	2	1	0	1	37		
15	Shaylee Stovall	g	2-7	1-4	2-4	0	1	1	1	7	0	0	0	0	27		
04	Rachel Haase		0-1	0-0	0-0	0	0	0	0	0	0	1	0	0	6		
12	Taylor Thomas		1-3	0-1	0-0	0	2	2	0	2	0	2	0	1	11		
23	Martie McCoy		0-0	0-0	0-0	0	0	0	1	0	1	0	0	0	7		
30	Audrey Spurgin		0-3	0-1	0-0	0	1	1	2	0	0	0	0	1	12		
40	Reese Schumann		3-7	0-0	1-2	2	6	8	3	7	0	2	1	1	23		
Team						0	1	1									
Totals			16-49	3-14	16-22	5	29	34	15	51	6	12	2	9		200	
1st - FG %:			3-10	30.0%	2nd: 6-15	40.0%	3rd: 2-12	16.7%	4th: 3-12	25.0%	Game: 16-49	32.7%	Deadball				
3FG %:			1-3	33.3%	1-5	20.0%	0-2	0.0%	0-2	0.0%	3-14	21.4%	Rebounds				
FT %:			4-6	66.7%	0-0	0.0%	1-1	100.0%	1-2	50.0%	16-22	72.7%	3				

Officials: Kelsey Curry, Travis Clark, Chet Martin

Technical fouls: Western Colo.-None. Lubbock Christian-None.

Attendance: 258

2022-23 Women's Basketball. Round: 0. Lubbock Christian vs Western Colo.. Play

Score by periods	1st	2nd	3rd	4th	Total
Western Colo.	12	13	6	7	38
Lubbock Christian	11	13	16	11	51

Points	In	Off	2nd	Fast
WCU	14	3	9	0
LCU	22	20	2	9

Last FG - WCU 4th-02:28, LCU 4th-02:02.

Largest lead - WCU by 6 1st-03:15, LCU by 13 4th-02:50.

WCU led for 15:41. LCU led for 20:34. Game was tied for 03:45.

Score tied - 5 times.

Lead changed - 3 times.

Okla. Christian vs Lubbock Christian 12/01/22 5:30 pm at Lubbock, TX

Okla. Christian 61 • 0-4,0-1 Lone Sta

#	Player		Total			3-Ptr	Rebounds			PF	TP	A	TO	Blk	Stl	Min
			FG-FGA	FG-FGA	FT-FTA		Off	Def	Tot							
33	Olivia Travis	f	4-6	0-0	3-4	3	4	7	4	11	1	2	0	0	19	
03	JaQuia White	f	3-5	1-1	1-6	0	0	0	1	8	2	5	0	0	18	
05	Kate Bradley	g	2-3	2-2	0-0	1	2	3	2	6	3	4	0	0	29	
12	Brooklyn Bain	g	3-10	0-1	3-6	2	5	7	4	9	2	3	0	2	30	
24	Daijah Torns	g	1-2	0-0	1-2	1	4	5	1	3	1	5	0	1	21	
00	Nakia Cullom		2-5	0-0	1-2	2	0	2	1	5	0	3	0	0	12	
01	Kendall Brown		0-1	0-0	3-4	0	1	1	4	3	1	0	0	0	5	
10	Brooklyn Long		0-4	0-1	4-4	1	2	3	2	4	0	1	0	0	15	
14	Jordan Francisco		1-3	0-0	2-8	1	2	3	3	4	0	1	1	0	18	
22	Trinity Dobbs		0-1	0-1	2-2	0	0	0	1	2	1	0	0	0	14	
23	Natalie Smith		2-4	0-2	2-2	0	4	4	2	6	1	1	0	0	19	
	Team					1	2	3								
Totals			18-44	3-8	22-40	12	26	38	25	61	12	25	1	4	200	

LUBBOCK CHRISTIAN UNIVERSITY WOMEN'S BASKETBALL GAME NOTES

Lubbock Christian vs Tex. A&M Int'l
12/08/22 6:00 pm at Laredo, TX

Lubbock Christian 47 • 6-3,2-1 Lone Sta

#	Player		Total		3-Ptr		Rebounds			PF	TP	A TO Blk			Stl	Min
			FG-FGA	FG-FGA	FT-FTA	Off	Def	Tot	A			TO	Blk			
00	Grace Foster	f	3-8	2-6	3-4	1	7	8	3	11	1	5	1	2	35	
34	Whitney Cox	f	1-5	0-0	0-1	1	6	7	4	2	1	1	1	0	18	
02	Maci Maddox	g	5-19	1-6	0-0	1	3	4	1	11	3	6	1	2	37	
03	Audrey Robertson	g	3-9	0-3	0-0	0	2	2	2	6	2	2	0	1	37	
15	Shaylee Stovall	g	3-10	2-5	1-2	0	0	0	0	9	1	2	0	1	28	
04	Rachel Haase		0-2	0-1	0-0	0	0	0	1	0	0	1	0	0	7	
12	Taylor Thomas		0-0	0-0	2-2	0	0	0	1	2	0	1	0	0	3	
20	Carli Bostwick		0-0	0-0	0-2	0	0	0	0	0	0	0	0	0	8	
23	Martie McCoy		0-0	0-0	0-0	0	0	0	1	0	1	0	0	0	5	
30	Audrey Spurgin		0-0	0-0	0-0	0	0	0	1	0	0	2	0	0	5	
40	Reese Schumann		3-3	0-0	0-1	2	8	10	2	6	1	0	3	1	17	
Team						0	0	0				2				
Totals				18-56	5-21	6-12	5	26	31	16	47	10	22	6	7	200

1st - FG %: 3-11 27.3% 2nd: 5-13 38.5% 3rd: 6-15 40.0% 4th: 4-17 23.5% Game: 18-56 32.1% Deadball Rebounds 7
 3FG %: 0-4 0.0% 3-5 60.0% 0-3 0.0% 2-9 22.2% 5-21 23.8%
 FT %: 0-0 0.0% 0-0 0.0% 1-5 20.0% 5-7 71.4% 6-12 50.0%

Tex. A&M Int'l 60 • 5-3,1-2 Lone Sta

#	Player		Total		3-Ptr		Rebounds			PF	TP	A TO Blk				Stl	Min
			FG-FGA	FG-FGA	FT-FTA	Off	Def	Tot									
13	Clara Fernandez	f	0-5	0-1	2-2	0	9	9	1	2	1	3	3	1	34		
44	Raiana Brown	f	7-18	0-0	7-10	5	5	10	1	21	2	2	2	0	36		
01	Evelyn Quiroz	g	1-7	0-0	6-6	3	7	10	3	8	2	4	1	3	32		
04	Marija Bakic	g	1-7	0-2	2-4	0	4	4	4	4	2	2	0	2	31		
11	Emily Swiercz	g	5-8	4-6	0-0	0	2	2	1	14	2	4	1	4	35		
02	Silvia Blanco		0-0	0-0	0-0	1	0	1	1	0	1	0	0	0	3		
03	Meli Hornedo		1-1	1-1	0-0	0	0	0	0	3	1	0	0	0	3		
22	Barbara Turkalj		4-6	0-1	0-0	2	0	2	4	8	0	3	0	1	18		
30	Angelique Morgan		0-5	0-0	0-0	0	0	0	0	0	2	0	0	0	8		
	Team					0	0	0									
Totals			19-57	5-11	17-22	11	27	38	15	60	13	18	7	11	200		

1st - FG %: 5-19 26.3% 2nd: 4-12 33.3% 3rd: 5-16 31.3% 4th: 5-10 50.0% Game: 19-57 33.3% Deadball Rebounds 6,5
 3FG %: 2-6 33.3% 0-0 0.0% 2-4 50.0% 1-1 100.0% 5-11 45.5%
 FT %: 2-2 100.0% 1-2 50.0% 2-2 100.0% 12-16 75.0% 17-22 77.3%

Officials:
 Technical fouls: Lubbock Christian-None. Tex. A&M Int'l-None.
 Attendance: 230
 2022-23 Women's Basketball. Round: 0. Lubbock Christian vs Tex. A&M Int'l. Pla

Score by periods	1st	2nd	3rd	4th	Total	In	Off	2nd	Fast	Bench
Lubbock Christian	6	13	13	15	47	Points	Paint	T/O	Chance	Break
Tex. A&M Int'l	14	9	14	23	60	LCU	28	15	13	14

Last FG - LCU 4th-00:19, TAMUK 4th-01:02.
 Largest lead - LCU by 1 2nd-03:31, TAMUK by 15 4th-00:28.
 LCU led for 00:53. TAMUK led for 34:50. Game was tied for 04:17.

Score tied - 2 times.
 Lead changed - 4 times.

Lubbock Christian vs Ga. Southwestern
12/16/22 1:15 pm at Las Vegas, NV

Lubbock Christian 59 • 7-4,3-1 Lone Sta

#	Player		Total			3-Ptr			Rebounds			PF	TP	A TO Blk			Stl	Min
			FG-FGA	FG-FGA	FT-FTA	Off	Def	Tot	Off	Def	Tot			A	TO	Blk		
00	Grace Foster	f	0-8	0-2	4-4	0	4	4	1	4	2	2	0	0	0	29		
34	Whitney Cox	f	1-4	0-0	0-0	0	2	2	2	2	1	0	0	0	10			
02	Maci Maddox	g	3-10	0-4	0-0	0	4	4	2	6	3	1	0	1	40			
03	Audrey Robertson	g	6-9	1-3	2-2	4	2	6	2	15	3	5	0	1	33			
15	Shaylee Stovall	g	1-5	1-4	2-2	0	0	0	4	5	1	2	0	0	26			
04	Rachel Haase		0-2	0-1	0-0	0	1	1	0	0	1	1	0	0	9			
12	Taylor Thomas		0-0	0-0	0-0	0	0	0	0	0	0	1	0	0	3			
20	Carli Bostwick		4-8	4-5	6-6	0	6	6	2	18	0	2	0	0	23			
23	Martie McCoy		0-0	0-0	0-0	0	1	1	0	0	0	0	0	0	2			
30	Audrey Spurgin		1-1	0-0	1-2	0	0	0	0	3	0	0	0	0	6			
40	Reese Schumann		3-4	0-0	0-1	2	7	9	3	6	0	2	2	0	19			
Team						4	4	8				1						
Totals			19-51	6-19	15-17	10	31	41	16	59	11	17	2	2	200			

1st - FG %: 6-14 42.9% 2nd: 3-11 27.3% 3rd: 5-14 35.7% 4th: 5-12 41.7% Game: 19-51 37.3% Deadball Rebounds 1
 3FG %: 1-5 20.0% 1-5 20.0% 2-5 40.0% 2-4 50.0% 6-19 31.6%
 FT %: 4-4 100.0% 4-4 100.0% 6-7 85.7% 1-2 50.0% 15-17 88.2%

Ga. Southwestern 70 • 8-1,2-0 Peach Be

#	Player		Total		3-Ptr		Rebounds			PF	TP	A			Stl	Min
			FG-FGA	FG-FGA	FT-FTA	Off	Def	Tot	To			Blk				
23	Daelyn Craig	f	2-4	0-0	0-0	0	5	5	4	4	0	1	0	1	23	
24	Kayla Langley	f	8-16	0-0	2-5	1	8	9	4	18	0	3	0	1	26	
01	Lex Chatman	g	0-1	0-1	0-0	0	3	3	2	0	0	0	0	0	16	
03	Jacquelyn Levay	g	2-8	1-6	7-7	2	2	4	1	12	3	0	0	0	37	
05	Ava Jones	g	5-16	1-3	0-0	2	1	3	2	11	8	0	2	0	34	
00	Destiny Garrett		2-3	0-0	0-0	1	2	3	1	4	2	3	0	1	19	
02	Jolicia Williams		6-12	5-11	0-1	0	0	0	1	17	0	0	0	3	30	
13	Skyler Christmas		0-1	0-0	0-0	0	0	0	1	0	1	0	0	0	3	
14	Kayla Grant		2-3	0-0	0-0	1	2	3	0	4	1	0	0	1	12	
Team						2	0	2				1				
Totals			27-64	7-21	9-13	9	23	32	16	70	15	8	2	7	200	

1st - FG %: 6-18 33.3% 2nd: 9-18 50.0% 3rd: 5-18 27.8% 4th: 7-10 70.0% Game: 27-64 42.2% Deadball Rebounds 1
 3FG %: 1-8 12.5% 2-4 50.0% 1-1 25.0% 3-5 60.0% 7-21 33.3%
 FT %: 1-3 33.3% 2-3 66.7% 1-4 25.0% 5-6 83.3% 9-13 69.2%

Officials: Gary Reed, Preston Clipper, Tim Resch
 Technical fouls: Lubbock Christian-None. Ga. Southwestern-None.
 Attendance:
 2022-23 Women's Basketball. Round: 0. Ga. Southwestern vs Lubbock Christian. P

Score by periods	1st	2nd	3rd	4th	Total	In	Off	2nd	Fast	Bench
Lubbock Christian	17	11	18	13	59	Points	Paint	T/O	Chance	Break
Ga. Southwestern	14	22	12	22	70	LCU	24	9	7	4

Last FG - LCU 4th-03:33, GSW 4th-02:15.
 Largest lead - LCU by 7 1st-04:01, GSW by 11 2nd-02:37.
 LCU led for 09:29. GSW led for 28:19. Game was tied for 01:45.

Score tied - 2 times.
 Lead changed - 4 times.

Lubbock Christian vs Tex. A&M-Kingsville
12/10/22 1:00 pm at Kingsville, TX

Lubbock Christian 76 • 7-3,3-1 Lone Sta

#	Player		Total			3-Ptr		Rebounds			PF	TP	A TO Blk Stl			Min
			FG-FGA	FG-FGA	FT-FTA	Off	Def	Tot	A	TO			Blk	Stl		
00	Grace Foster	f	8-13	3-5	2-2	2	12	14	3	21	3	4	0	0	32	
34	Whitney Cox	f	3-5	0-0	0-2	0	2	2	3	6	1	1	0	0	14	
02	Maci Maddox	g	3-9	0-3	3-3	1	6	7	1	9	9	3	0	2	39	
03	Audrey Robertson	g	2-4	0-0	2-2	1	3	4	1	6	5	1	1	0	33	
15	Shaylee Stovall	g	0-2	0-1	1-2	0	1	1	0	1	1	1	0	0	24	
04	Rachel Haase	g	8-10	4-5	1-1	0	0	0	0	21	0	0	0	0	16	
20	Carli Bostwick		1-3	0-0	0-0	0	1	1	0	2	0	0	0	0	10	
23	Martie McCoy		0-1	0-1	0-0	0	2	2	3	0	0	0	0	0	8	
30	Audrey Spurgin		1-2	0-0	0-0	0	0	0	1	2	1	0	0	0	4	
40	Reese Schumann		4-7	0-0	0-0	1	2	3	1	8	2	2	2	0	20	
Team						1	3	4								
Totals			30-56	7-15	9-12	6	32	38	13	76	22	11	3	2	200	

1st - FG %: 9-14 64.3% 2nd: 6-13 46.2% 3rd: 7-13 53.8% 4th: 8-16 50.0% Game: 30-56 53.6% Deadball Rebounds 2,1
 3FG %: 1-4 25.0% 0-1 0.0% 2-5 40.0% 4-5 80.0%
 FT %: 3-3 100.0% 3-4 75.0% 2-2 100.0% 1-3 33.3%

Tex. A&M-Kingsville 61 • 5-3,2-2 Lone Sta

#	Player		Total		3-Ptr		Rebounds			PF	TP	A TO Blk Stl				Min
			FG	FGA	FT	FTA	Off	Def	Tot			A	TO	Blk	Stl	
35	Janessa Payne	f	2-4	0-1	0-0	1	7	8	2	4	3	0	0	0	27	
41	Veyda Lake	f	2-6	0-0	0-0	1	1	2	1	4	0	0	0	0	17	
03	Brianna Pena	g	10-14	2-3	0-0	0	1	1	3	22	3	1	0	3	31	
10	Mia Rivers	g	4-10	2-4	1-2	0	1	1	0	11	3	2	0	0	31	
24	Jayde Tschritter	g	1-3	1-1	0-0	0	2	2	0	3	0	0	0	2	33	
02	Shelby Ray		2-11	0-5	2-2	4	1	5	1	6	1	1	3	3	16	
01	Alyssa O' Malley		1-4	0-1	0-2	0	1	1	0	2	2	0	0	0	9	
14	Annelise Dominguez		1-3	0-1	0-0	0	1	1	1	2	0	0	0	0	9	
20	Georgia Ohiaeri		3-11	1-4	0-2	1	4	5	1	7	0	2	0	1	27	
	Team					2	2	4								
	Totals		26-66	6-20	3-8	9	21	30	9	61	12	6	3	9	200	

LUBBOCK CHRISTIAN UNIVERSITY WOMEN'S BASKETBALL GAME NOTES

Cameron vs Lubbock Christian 12/30/22 5:30 pm at Lubbock, TX

Cameron 34 • 6-6,3-3 Lone Sta

#	Player	Total		3-Ptr		Rebounds			PF	TP	A TO Blk Stl				Min
		FG-FGA	FT-FTA	FG-FGA	FT-FTA	Off	Def	Tot			A	TO	Blk	Stl	
22	Alena Wilson	f	2-10	0-1	0-0	2	4	6	1	4	1	8	0	0	19
32	Karley Miller	f	1-3	1-1	0-0	1	4	5	2	3	0	2	3	0	19
03	Kailyn Lay	g	1-4	1-2	0-0	0	3	3	3	0	1	0	1	0	14
10	Katie King	g	0-1	0-1	0-0	0	2	2	1	0	1	2	0	1	27
23	Korie Allensworth	g	2-7	0-3	0-0	0	2	2	0	4	0	1	1	1	17
02	Taliyah Johnson		0-2	0-1	0-0	0	0	0	0	0	1	0	0	1	13
11	Mikayla Peterson		0-5	0-1	0-0	1	1	2	0	0	0	2	0	1	13
12	Hallie Horton		0-3	0-1	0-0	0	2	2	1	0	0	2	0	0	11
15	Lindsey Waits		0-2	0-1	0-0	0	0	0	0	0	0	0	0	0	8
21	Kloe Heidebrecht		1-3	0-1	0-0	1	1	2	0	2	0	1	0	0	14
24	Lakya Leslie		0-3	0-0	0-0	0	3	3	2	0	0	0	0	0	14
25	Alannah Gillespie		3-5	0-0	2-2	0	1	1	1	8	0	2	0	1	15
33	Klara Lovings		4-8	1-3	1-3	0	2	2	3	10	0	2	0	0	16
Team						1	2	3							
Totals			14-56	3-16	3-5	6	27	33	14	34	3	23	4	6	200

1st - FG %:	3-13	23.1%	2nd: 2-11	18.2%	3rd: 6-16	37.5%	4th: 3-16	18.8%	Game: 14-56	25.0%	Deadball	
3FG %:	0-2	0.0%	1-4	25.0%	0-2	0.0%	2-8	25.0%	3-16	18.8%	Rebounds	
FT %:	0-1	0.0%	3-4	75.0%	0-0	0.0%	0-0	0.0%	2-3	66.7%	0	

Lubbock Christian 85 • 9-4,4-1 Lone Sta

#	Player	Total		3-Ptr		Rebounds			PF	TP	A TO Blk Stl				Min
		FG-FGA	FT-FTA	FG-FGA	FT-FTA	Off	Def	Tot			A	TO	Blk	Stl	
00	Grace Foster	f	3-3	1-1	5-6	1	6	7	2	12	2	3	0	0	19
20	Carli Bostwick	f	3-13	1-6	0-1	0	2	2	1	7	1	1	0	1	19
02	Maci Maddox	g	4-7	1-2	2-2	0	3	3	0	11	4	2	0	3	23
03	Audrey Robertson	g	4-5	2-2	1-1	1	7	8	0	11	4	2	0	2	21
15	Shaylee Stovall	g	4-6	1-3	1-1	0	2	2	1	10	0	2	0	1	22
04	Rachel Haase		5-12	4-10	0-0	0	0	0	1	14	0	1	0	1	21
12	Taylor Thomas		1-3	0-1	0-0	0	2	2	0	2	1	1	1	1	18
23	Martie McCoy		0-2	0-1	0-0	2	3	5	1	0	3	0	0	0	16
30	Audrey Spurgin		3-5	0-0	2-2	2	2	4	1	8	1	1	1	0	11
33	Deja Johnson		2-4	1-3	0-0	0	3	3	0	5	2	2	0	0	12
40	Reese Schumann		2-6	0-0	1-1	0	6	6	1	5	1	0	1	1	18
Team						4	2	6							
Totals			31-66	11-29	12-14	10	38	48	8	85	19	15	3	10	200

1st - FG %:	13-20	65.0%	2nd: 6-13	46.2%	3rd: 6-19	31.6%	4th: 6-14	42.9%	Game: 31-66	47.0%	Deadball	
3FG %:	4-8	50.0%	3-7	42.9%	3-9	33.3%	1-5	20.0%	11-29	37.9%	Rebounds	
FT %:	4-4	100.0%	5-7	71.4%	0-0	0.0%	3-3	100.0%	12-14	85.7%	0	

Officials:
Technical fouls: Cameron-None. Lubbock Christian-None.
Attendance: 481
2022-23 Women's Basketball. Round: 0. Cameron vs Lubbock Christian. Played at

Score by periods	1st	2nd	3rd	4th	Total
Cameron	6	8	12	8	34
Lubbock Christian	34	20	15	16	85

Last FG - CU 4th-01:54, LCU 4th-00:55.
Largest lead - CU None, LCU by 51 4th-00:55.
CU led for 00:00. LCU led for 38:42. Game was tied for 01:18.

Score tied - 0 times.
Lead changed - 0 times.

Lubbock Christian vs Tex. Permian Basin 01/05/23 5:15 pm at Odessa, TX

Lubbock Christian 73 • 11-4,6-1 Lone St

#	Player	Total		3-Ptr		Rebounds			PF	TP	A TO Blk Stl				Min
		FG-FGA	FT-FTA	FG-FGA	FT-FTA	Off	Def	Tot			A	TO	Blk	Stl	
00	Grace Foster	f	6-12	3-6	5-6	1	6	7	5	20	0	4	2	0	31
20	Carli Bostwick	f	0-1	0-1	0-0	0	1	1	2	0	0	3	0	0	5
02	Maci Maddox	g	5-9	0-1	3-4	0	1	1	1	13	5	4	0	2	39
03	Audrey Robertson	g	6-12	2-4	4-4	2	7	9	3	18	3	6	0	0	39
15	Shaylee Stovall	g	0-2	0-2	2-2	0	4	4	3	2	0	1	0	4	29
04	Rachel Haase		1-3	1-2	0-0	0	1	1	1	3	0	0	0	1	13
12	Taylor Thomas		1-1	0-0	4-5	0	1	1	2	6	0	0	0	0	8
23	Martie McCoy		2-3	0-1	2-2	0	4	4	2	6	3	0	0	1	24
40	Reese Schumann		2-3	0-0	1-3	2	0	2	5	5	0	2	0	0	12
Team						1	5	6							
Totals			23-46	6-17	21-26	6	30	36	24	73	11	21	2	8	200

1st - FG %:	3-7	42.9%	2nd: 8-14	57.1%	3rd: 4-15	26.7%	4th: 8-10	80.0%	Game: 23-46	50.0%	Deadball	
3FG %:	2-2	100.0%	3-7	42.9%	1-8	12.5%	0-0	0.0%	6-17	35.3%	Rebounds	
FT %:	5-6	83.3%	3-3	100.0%	2-4	50.0%	11-13	84.6%	21-26	80.8%	3	

Tex. Permian Basin 60 • 6-8,3-5 Lone Sta

#	Player	Total		3-Ptr		Rebounds			PF	TP	A TO Blk Stl				Min
		FG-FGA	FT-FTA	FG-FGA	FT-FTA	Off	Def	Tot			A	TO	Blk	Stl	
11	Morgan Helgesen	f	3-15	1-9	5-6	6	5	11	5	12	1	2	0	0	27
23	Alexus Quaadman	f	6-8	0-0	5-7	5	4	9	5	17	1	5	0	2	22
04	Kamari Portalis	g	1-6	1-1	0-0	0	1	1	4	3	2	0	0	2	29
10	Avalon Munoz	g	5-16	1-5	6-8	2	3	5	2	17	1	4	0	2	37
15	Holly Hemmeline	g	2-10	0-5	0-3	1	1	2	2	4	0	1	0	4	31
01	Andreea Mancha		1-3	0-2	0-0	2	1	3	3	2	0	4	0	1	17
12	Makayla Bingley		1-2	0-0	0-0	1	1	2	0	2	0	1	0	1	11
13	Diavian Spencer		0-3	0-3	0-0	0	1	1	2	0	0	1	0	0	14
22	Khiara Flugence		1-2	0-0	1-2	1	0	1	2	3	0	0	0	0	12
Team						4	2	6							
Totals			20-65	3-25	17-26	22	19	41	25	60	5	18	0	12	200

1st - FG %:	4-12	33.3%	2nd: 8-23	34.8%	3rd: 4-15	26.7%	4th: 4-15	26.7%	Game: 20-65	30.8%	Deadball	
3FG %:	0-4	0.0%	1-7	14.3%	2-6	33.3%	0-8	0.0%	3-25	12.0%	Rebounds	
FT %:	1-1	100.0%	1-3	33.3%	7-12	58.3%	8-10	80.0%	17-26	65.4%	2	

Officials:
Technical fouls: Lubbock Christian-None. Tex. Permian Basin-None.
Attendance: 128
2022-23 Women's Basketball. Round: 0. Lubbock Christian vs Tex. Permian Basin.

Score by periods	1st	2nd	3rd	4th	Total
Lubbock Christian	13	22	11	27	73
Tex. Permian Basin	9	18	17	16	60

Last FG - LCU 4th-02:11, UTPB 4th-00:15.
Largest lead - LCU by 15 4th-00:34, UTPB by 1 1st-09:17.
LCU led for 31:14. UTPB led for 06:25. Game was tied for 02:21.

Score tied - 5 times.
Lead changed - 6 times.

Midwestern St. vs Lubbock Christian 01/01/23 1:00 pm at Lubbock, TX

Midwestern St. 63 • 2-10,1-6 Lone St

#	Player	Total		3-Ptr		Rebounds			PF	TP	A TO Blk Stl				Min
		FG-FGA	FT-FTA	FG-FGA	FT-FTA	Off	Def	Tot			A	TO	Blk	Stl	
23	Mandy Withey	f	2-6	0-0	0-2	1	1	2	3	4	0	1	0	0	14
24	Dyamon Griggs	g	7-11	0-0	2-2	3	10	13	2	16	0	7	0	0	23
02	Sheridan Bostic	g	1-1	1-1	0-0	0	2	2	0	3	1	0	0	0	10
04	Natalie Stice	g	2-10	1-3	2-2	1	0	1	2	7	1	1	0	3	35
10	Kennedi Green	g	2-14	0-2	5-6	0	2	2	4	9	5	5	0	3	34
01	Shawnisay Millar		1-2	0-0	0-0	0	2	2	1	2	1	1	0	0	10
01	Eternity Jackson		1-4	0-0	3-3	1	1	2	3	5	0	0	0	0	13
03	Maya Kendall		0-0	0-0	0-0	1	1	2	0	0	0	0	0	0	10
12	Markayla Johnson		0-4	0-0	0-0	1	0	1	3	0	0	1	0	1	11
14	Yasmine Sifaoui		2-6	0-0	1-1	1	2	3	3	5	1	3	1	2	16
22	Jordan Mathis		4-6	0-0	4-5	4	2	6	2	12	0	1	1	0	24
Team						4	0	4							
Totals			22-64	2-6	17-21	17	23	40	23	63	9	21	2	9	200

1st - FG %:	5-16	31.3%	2nd: 5-18	27.8%	3rd: 8-16	50.0%	4th: 4-14	28.6%	Game: 22-64	34.4%	Deadball	
3FG %:	0-2	0.0%	0-0	0.0%	2-2	100.0%	0-2	0.0%	2-6	33.3%	Rebounds	
FT %:	6-6	100.0%	0-0	0.0%	2-3	66.7%	9-10	90.0%	17-21	81.0%	2	

Lubbock Christian 74 • 10-4,5-1 Lone St

#	Player	Total
---	--------	-------

LUBBOCK CHRISTIAN UNIVERSITY WOMEN'S BASKETBALL GAME NOTES

Eastern N.M. vs Lubbock Christian
01/12/23 5:30 pm at Lubbock, TX

Eastern N.M. 55 • 7-7,4-5 Lone Sta

#	Player	Total		3-Ptr		Rebounds			PF	TP	A TO Blk Stl				Min
		FG-FGA	FG-FGA	FT-FTA	Off Def Tot	PF	TP	A TO Blk Stl							
05	Julietta Ceja	f	0-2	0-1	0-0	1 2 3	2	0	0 0 0 0	12					
12	Deja Adrian	f	4-14	1-5	9-9	1 6 7	3	18	2 3 0 1	35					
30	Lazurea Saunders	f	6-11	1-3	0-0	3 4 7	0	13	3 5 0 1	32					
01	Ashley Shipley	g	0-4	0-3	0-0	2 1 3	1	0	0 1 0 0	34					
20	Bella Stone	g	5-12	1-5	2-2	3 3 5	3	13	1 1 0 4	36					
00	Edecia Beck		3-8	0-1	4-4	2 1 3	2	10	1 2 0 1	19					
04	Corin Camara		0-6	0-6	0-0	0 1 1	0	0	0 1 0 0	14					
23	Alexandria Sariñana		0-0	0-0	0-0	0 0 0	0	0	0 0 0 0	8					
24	KIKI Roberts		0-4	0-0	1-2	1 1 2	3	1	0 0 0 0	8					
32	Marley Freeman		0-0	0-0	0-0	0 0 0	0	0	0 1 0 0	2					
Team			1 2 3												
Totals			18-61	3-24	16-17	13 21 34	14	55	7 14 0 10	200					
1st - FG %:		5-16	31.3%	2nd: 6-17	35.3%	3rd: 4-15	26.7%	4th: 3-13	23.1%	Game: 18-61	29.5%				
3FG %:		0-5	0.0%	1-7	14.3%	0-7	0.0%	2-5	40.0%	3-24	12.5%				
FT %:		5-5	100.0%	2-2	100.0%	4-4	100.0%	5-6	83.3%	16-17	94.1%				
Deadball															1

Lubbock Christian 77 • 12-5,7-2 Lone St

#	Player	Total		3-Ptr		Rebounds			PF	TP	A TO Blk Stl				Min
		FG-FGA	FG-FGA	FT-FTA	Off Def Tot	PF	TP	A TO Blk Stl							
00	Grace Foster	f	7-10	2-2	1-1	0 11 11	1	17	3 3 1 2	31					
34	Whitney Cox	f	1-1	0-0	0-0	0 0 0	2	2	1 2 0 0	11					
02	Maci Maddox	g	3-9	1-5	2-2	0 1 1	0	9	7 1 0 3	36					
03	Audrey Robertson	g	4-7	3-5	1-2	0 4 4	2	12	4 3 0 1	29					
15	Shaylee Stovall	g	4-6	2-4	0-1	0 4 4	2	10	1 3 0 0	29					
04	Rachel Haase		2-5	1-3	0-0	0 1 1	0	5	1 0 0 0	9					
12	Taylor Thomas		0-0	0-0	0-0	0 0 0	0	0	0 0 0 0	4					
20	Carli Bostwick		2-2	0-0	1-2	0 2 2	1	5	0 0 0 0	9					
23	Martie McCoy		1-1	0-0	1-1	0 0 0	0	3	0 1 0 0	10					
30	Audrey Spurgin		0-1	0-0	1-2	0 0 0	1	1	0 0 0 0	2					
31	Tia Johnson		0-1	0-1	0-0	0 2 2	1	0	1 0 0 0	6					
33	Deja Johnson		0-0	0-0	0-0	0 0 0	0	0	0 0 0 0	2					
40	Reese Schumann		5-5	0-0	3-3	1 1 2	4	13	1 2 4 1	22					
Team			0 4 4												
Totals			29-48	9-20	10-14	1 30 31	14	77	19 18 5 7	200					
1st - FG %:		6-9	66.7%	2nd: 6-13	46.2%	3rd: 7-13	53.8%	4th: 10-13	76.9%	Game: 29-48	60.4%				
3FG %:		2-3	66.7%	3-9	33.3%	3-6	50.0%	1-2	50.0%	9-20	45.0%				
FT %:		5-5	100.0%	1-2	50.0%	2-4	50.0%	2-3	66.7%	10-14	71.4%				
Deadball															1

Officials:
Technical fouls: Eastern N.M.-None. Lubbock Christian-None.
Attendance: 258
2022-23 Women's Basketball. Round: 0. Eastern N.M. vs Lubbock Christian. Playe

Score by periods	1st	2nd	3rd	4th	Total
Eastern N.M.	15	15	12	13	55
Lubbock Christian	19	16	19	23	77

Points	In	Off	2nd	Fast	Bench
ENMU	28	22	12	11	11
LCU	32	21	2	6	27

Last FG - ENMU 4th-03:09, LCU 4th-02:23.
Largest lead - ENMU by 1 2nd-03:01, LCU by 23 4th-01:36.
ENMU led for 01:23, LCU led for 38:16, Game was tied for 00:21.

Score tied - 0 times.
Lead changed - 2 times.

Western N.M. vs Lubbock Christian
01/14/23 1:00 pm at Lubbock, TX

Western N.M. 50 • 4-11,2-8 Lone St

#	Player	Total		3-Ptr		Rebounds			PF	TP	A TO Blk Stl				Min
		FG-FGA	FG-FGA	FT-FTA	Off Def Tot	PF	TP	A TO Blk Stl							
25	Susi Namao	f	5-9	1-2	1-1	0 5 5	4	12	0 2 0 0	23					
21	Eliza Joynes	c	2-8	0-1	0-0	2 2 4	1	4	0 0 2 0	24					
01	Brooke Rodgers		3-9	0-1	0-2	1 7 8	2	6	0 2 1 1	29					
05	Alina Simon	g	0-5	0-2	0-0	0 0 0	0	0	3 2 0 1	23					
12	Sydney Wright	g	2-6	1-3	0-0	0 0 0	2	5	1 1 0 0	20					
02	Delaney Cook		1-7	0-1	1-1	1 2 3	0	3	1 2 1 0	20					
10	Cassandra Vickery		0-1	0-0	0-0	0 1 1	1	0	0 0 0 0	12					
11	Kyra Paniora		0-1	0-0	2-2	0 5 5	1	2	1 0 0 0	14					
31	Bria Reed		0-4	0-0	1-2	0 1 1	0	1	0 1 0 0	15					
33	Diamond Moore		8-18	0-0	1-1	6 4 10	3	17	0 0 0 0	20					
Team			3 3 6												
Totals			21-68	2-10	6-9	13 30 43	14	50	6 10 4 3	200					
1st - FG %:		4-14	28.6%	2nd: 4-15	26.7%	3rd: 5-17	29.4%	4th: 8-22	36.4%	Game: 21-68	30.9%				
3FG %:		0-1	0.0%	0-2	0.0%	2-5	0.0%	0-2	0.0%	2-10	20.0%				
FT %:		2-2	100.0%	1-3	33.3%	0-0	0.0%	3-4	75.0%	6-9	66.7%				
Deadball															1

Lubbock Christian 67 • 13-5,8-2 Lone St

#	Player	Total		3-Ptr		Rebounds			PF	TP	A TO Blk Stl				Min
		FG-FGA	FG-FGA	FT-FTA	Off Def Tot	PF	TP	A TO Blk Stl							
00	Grace Foster	f	5-15	1-8	3-3	2 11 13	0	14	2 0 1 0	30					
34	Whitney Cox	f	0-1	0-0	0-0	0 1 1	0	0	0 1 0 0	6					
02	Maci Maddox	g	2-7	0-1	0-0	0 3 3	0	4	5 3 0 0	34					
03	Audrey Robertson	g	3-8	0-2	3-4	0 4 4	0	9	4 1 1 1	28					
15	Shaylee Stovall	g	2-3	2-2	2-2	0 2 2	0	8	1 0 0 1	28					
04	Rachel Haase		2-4	1-3	0-0	0 1 1	1	5	0 1 0 0	13					
12	Taylor Thomas		1-1	0-0	0-0	0 0 0	1	2	0 0 0 0	3					
20	Carli Bostwick		2-5	0-1	0-0	0 3 3	0	4	0 0 0 0	11					
23	Martie McCoy		0-1	0-1	0-0	0 1 1	1	0	0 1 0 1	9					
30	Audrey Spurgin		3-5	0-0	3-4	0 1 1	3	9	0 0 0 0	7					
31	Tia Johnson		1-2	0-0	0-0	0 1 1	2	2	0 0 0 0	3					
33	Deja Johnson		0-0	0-0	0-0	0 0 0	0	0	0 0 0 0	2					
40	Reese Schumann		4-8	0-0	2-2	1 7 8	2	10	0 2 6 0	26					
Team			4 1 5												
Totals			25-60	4-18	13-15	7 36 43	10	67	12 9 8 4	200					
1st - FG %:		4-15	26.7%	2nd: 4-16	25.0%	3rd: 9-15	60.0%	4th: 8-14	57.1%	Game: 25-60	41.7%				
3FG %:		0-5	0.0%	1-6	16.7%	2-5	40.0%	1-2	50.0%	4-18	22.2%				
FT %:		2-2	100.0%	5-6	83.3%	4-5	80.0%	2-2	100.0%	13-15	86.7%				
Deadball															0

Officials:
Technical fouls: Western N.M.-None. Lubbock Christian-None.
Attendance: 409
2022-23 Women's Basketball. Round: 0. Lubbock Christian vs Western N.M.. Playe

Score by periods	1st	2nd	3rd	4th	Total
Western N.M.	10	9	12	19	50
Lubbock Christian	10	14	24	19	67

Points	In	Off	2nd	Fast	Bench
WNMU	32	11	10	0	23
LCU	32	10	8	11	32

Last FG - WNMU 4th-01:03, LCU 4th-01:41.
Largest lead - WNMU by 4 1st-08:27, LCU by 23 4th-01:41.
WNMU led for 08:25, LCU led for 24:07, Game was tied for 07:28.

Score tied - 7 times.
Lead changed - 3 times.

Lubbock Christian vs UT Tyler
01/19/23 5:00 pm at Tyler, TX

Lubbock Christian 57 • 13-6,8-3 Lone St

#	Player		Total		3-Ptr		Rebounds			PF	TP					Min
			FG-FGA	FG-FGA	FT-FTA	Off	Def	Tot	A			TO	Blk	Stl		
00	Grace Foster	f	2-3	1-1	0-0	1	9	10	1	5	1	3	0	0	34	
23	Martie McCoy	f	0-0	0-0	2-2	0	2	2	3	2	0	1	0	1	8	
02	Maci Maddox	g	5-14	4-7	0-0	0	2	2	3	14	5	5	0	1	34	
03	Audrey Robertson		3-9	0-5	2-2	1	6	7	3	8	3	5	0	3	39	
15	Shaylee Stovall	g	5-10	3-8	0-0	0	3	3	4	13	1	3	0	0	34	
04	Rachel Haase		4-9	3-7	0-0	1	1	2	3	11	4	1	0	0	23	
20	Carli Bostwick		0-2	0-2	0-0	0	0	0	0	0	0	0	0	0	6	
34	Whitney Cox		0-0	0-0	0-0	0	1	1	0	0	0	2	0	0	5	
40	Reese Schumann		1-3	0-0	2-2	2	4	6	4	4	0	5	0	1	17	
	Team				6-6	1	3	4								
	Totals		20-50	11-30	2-2	6	31	37	21	57	14	25	0	6	200	
1st	FG %:	3-13	23.1%	2nd:	9-11	72.7%	3rd:	5-11	45.5%	4th:	4-15	26.7%	Game:	20-50	40.0%	Deadball
3FG	%:	3-10	30.0%		5-8	62.5%		3-6	50.0%		0-6	0.0%		11-30	36.7%	Rebounds
FT	%:	0-0	0.0%		4-4	100.0%		2-	100.0%		0-0	0.0%		6-6	100.0%	0

SINGLE-SEASON RECORDS

Points Scored:

657	Beth Capps	1996-97
574	Beth Capps	1995-96
562	Kelsey Canavan	2011-12
560	Jordan Hampton	2006-07
543	Olivia Robertson	2018-19

Points Per Game Average:

22.7	Beth Capps	1996-97
20.0	Kechia Mason	1997-98
19.9	Burgundy Bass	1989-90
18.7	Nettie Gilbreath	1986-87

Field Goals Attempted:

516	Tonya Ivie	1981-82
492	Beth Capps	1995-96
435	Darla Lynch	1980-81
429	Kelsey Canavan	2011-12
425	Beth Capps	1996-97

Field Goals Made:

237	Beth Capps	1996-97
236	Kelsey Canavan	2011-12
217	Tonya Ivie	1981-82
210	Beth Capps	1995-96
202	Mamy N'Kolomoni	2000-01

Field Goal Percentage (Min. 300 Att.):

.580	Nicole Hampton	2015-16
.561	Roberta Ross	1986-87
.558	Beth Capps	1996-97
.556	Tess Bruffey	2015-16
.554	Carol Hise	1990-91

Assists:

221	Krista Lent	1990-91
211	Nicole Hampton	2015-16
197	Sierra Lovorn	2007-08
192	Nicole Hampton	2012-13
189	Krista Lent	1989-90

Three Pointers Attempted:

240	Ashton Duncan	2021-22
216	Kelsey Hoppel	2015-16
203	Angie Taylor	1997-98
191	Ashton Duncan	2021-22
188	Sierra Lovorn	2007-08

Three Pointers Made:

90	Kelsey Hoppel	2015-16
90	Ashton Duncan	2021-22
79	Ashton Duncan	2019-20
74	Kelsey Hoppel	2012-13
74	Jordan Hampton	2007-08
74	Angie Taylor	1997-98

Three Point Percentage (Min. 100 Att.):

.517	Allie Schulte	2018-19
.497	Jordan Hampton	2007-08
.469	Kelsey Hoppel	2013-14
.466	Jordan Hampton	2006-07
.463	Bailey Haist	2014-15

Steals:

115	Krista Lent	1990-91
107	Nicole Hampton	2015-16
105	Sherry Blackwell	1990-91
102	Tina Phillips	1991-92
99	Selestine Hurst	1996-97

Free Throws Attempted:

228	Mamy N'Kolomoni	2001-02
212	Beth Capps	1996-97
211	Carolyn Manning	2007-08
201	Emily Pool (Atkins)	2010-11
197	Emily Pool (Atkins)	2011-12

Free Throws Made:

177	Carolyn Manning	2007-08
166	Beth Capps	1996-97
157	Emily Pool (Atkins)	2011-12
156	Jordan Hampton	2006-07
153	Mamy N'Kolomoni	2001-02

Free Throw Percentage (Min. 50 Att.):

.938	Kelsey Hoppel	2013-14
.924	Nicole Hampton	2011-12
.922	Caitlyn Cunyus	2017-18
.921	Nicole Hampton	2012-13
.913	Brittany Roberts (Hampton)	2011-12

Blocked Shots:

129	Tess Bruffey	2017-18
113	Kellyn Schneider	2014-15
108	Tess Bruffey	2016-17
91	Kellyn Schneider	2015-16
86	Tess Bruffey	2014-15

Rebounds:

310	Nicole Hampton	2012-13
288	Kellyn Schneider	2014-15
282	Carolyn Manning	2007-08
281	Tess Bruffey	2017-18
278	Darla Lynch	1981-82

Rebounds Per Game:

10.5	Laura Geurin	1983-84
10.3	Kellyn Schneider	2014-15
10.1	Nettie Gilbreath	1986-87
9.9	Darla Lynch	1981-82
9.2	Mamy N'Kolomoni	2000-01

CAREER RECORDS

Points Scored:

1,796	Nicole Hampton	2011-16
1,773	Beth Capps	1995-97
1,767	Jordan Hampton	2005-09
1,728	Tess Bruffey	2014-18
1,725	Emily Pool (Atkins)	2010-14

Points Per Game Average:

17.1	Nettie Gilbreath	1985-87
16.1	Beth Capps	1993-97
15.8	Burgundy Bass	1987-90
15.4	Darla Lynch	1979-83

Field Goals Attempted:

1,387	Darla Lynch	1979-83
1,352	Tess Bruffey	2014-18
1,316	Beth Capps	1993-97
1,278	Mamy N'Kolomoni	1998-02
1,213	Emily Pool (Atkins)	2010-14

Field Goals Made:

640	Beth Capps	1993-97
631	Tess Bruffey	2014-18
628	Mamy N'Kolomoni	1998-02
590	Nicole Hampton	2011-16
588	Darla Lynch	1979-83

Field Goal Percentage (Min. 700 Att.):

.585	Haley Fowler	416-711
.547	Kelsey Canavan	416-760
.540	Nicole Hampton	590-1093
.511	Robertta Ross	362-709
.510	Maddi Chitsey	503-987

Assists:

659	Nicole Hampton	2011-16
633	Sierra Lovorn (Wilcox)	2005-09
439	Haley Burton	2010-15
421	Allie Schulte	2017-22
397	Brittany Roberts (Hampton)	2008-12

Three Pointers Attempted:

708	Ashton Duncan	2017-->
672	Sierra Lovorn (Wilcox)	2005-09
646	Kelsey Hoppel	2011-16
560	Jordan Hampton	2005-09
559	Haley Burton	2010-15

Three Pointers Made:

276	Ashton Duncan	2017--22
272	Kelsey Hoppel	2011-16
248	Jordan Hampton	2005-09
234	Sierra Lovorn (Wilcox)	2005-09
204	Haley Burton	2010-15

Three Point Percentage (Min. 200 Att.):

.444	Allie Schulte	176-396
.443	Jordan Hampton	192-407
.421	Kelsey Hoppel	272-646
.407	Brittany Roberts (Hampton)	154-378
.407	Bailey Haist	148-364

Steals:

330	Nicole Hampton	2011-16
320	Allie Schulte	2017-22
271	Sherry Brown	1979-83
235	Sherry Blackwell	1988-91
226	Tabitha Qubty-Sellers	2000-04

Free Throws Attempted:

725	Emily Pool (Atkins)	2010-14
706	Mamy N'Kolomoni	1998-02
586	Beth Capps	1993-97
560	Nicole Hampton	2011-16
519	Jordan Hampton	2005-09

Free Throws Made:

565	Emily Pool (Atkins)	2010-14
510	Nicole Hampton	2011-16
459	Brittany Roberts (Hampton)	2008-12
456	Mamy N'Kolomoni	1998-02
449	Jordan Hampton	2005-09

Free Throw Percentage (Min. 100 Att.):

.911	Nicole Hampton	510-560
.874	Brittany Roberts (Hampton)	458-525
.873	Olivia Robertson	282-323
.865	Jordan Hampton	449-519
.848	Severyn Smith	224-264

Blocked Shots:

396	Tess Bruffey	2014-18
204	Kellyn Schneider	2014-16
174	Suzanne Copeland	1988-92
149	Maddi Chitsey	2016-20
122	Candace Clenney	2002-06

Rebounds:

1,053	Nicole Hampton	2011-16
911	Mamy N'Kolomoni	1998-02
845	Tess Bruffey	2014-18
838	Darla Lynch	1979-83
732	Carol Hise	1990-94

Rebounds Per Game:

9.39	Nettie Gilbreath	1985-87
8.38	Darla Lynch	1979-83
8.10	Nicole Hampton	2011-16
8.09	Kellyn Schneider	2014-16
7.92	Sharon Marion	1984-86

SINGLE GAME TEAM RECORDS

Points Scored:

Lady Chaps: 125 vs Whittier College (12/28/94)
 Opponents: 110 Panhandle State (2/11/93)
 Individual: 38 Beth Capps (1/22/96)

Field Goals Made:

Lady Chaps: 52 vs Whittier College (1/28/94)
 Opponents: 44 Midwestern State (1/9/87)
 Individual: 16 Nettie Gilbreath (1/10/87), Beth Capps (11/22/96 & 2/1/96)

Field Goals Attempted:

Lady Chaps: 94 vs McMurry (2/26/82)
 Opponents: 95 Bishop College (1/7/82)
 Individual: 29 Beth Capps (2/1/96)

Field Goal Percentage:

Lady Chaps: .692 (36-52) vs Eastern New Mexico (11/29/14)
 Opponents: .714 Panhandle State (1/15/90)

Three Pointers Made:

Lady Chaps: 18 vs Oklahoma Panhandle State (2/18/17)
 Opponents: 16 Cameron (12/19/19)
 Individual: 8 - Ashton Duncan & (1/22/22) & (12/11/20), Bailey Haist (1/2/17)

Three Pointers Attempted:

Lady Chaps: 44 vs Oklahoma City (12/10/15)
 Opponents: 41 Whittier College (12/28/94)
 Individual: 19 Burgundy Bass (1/18/90)

Three Pointer Percentage:

Lady Chaps: .667 (12-18) vs Western New Mexico (11/17/17)
 Opponents: .700 (14-20) Southern Nazarene (1/31/08)

Free Throws Made:

Lady Chaps: 40 vs Panhandle State (1/26/84)
 Opponents: 38 St. Gregory's (2/2/02)
 Individual: 15 Nicole Hampton (1/14/16)

Free Throws Attempted:

Lady Chaps: 51 vs Panhandle State (2/11/93)
 Opponents: 46 - 2 times
 Individual: 17 Becky Hinojos (2/11/93), Mamy N'Kolomoni (3/1/02) and Nicole Hampton (1/14/16)

Free Throw Percentage:

Lady Chaps: 1.000 (22-22) vs. Newman (2/15/18)
 Opponents: 1.000 (21-21) St. Edward's (2/25/17)
 Individual: 1.000 (14-14) Nicole Hampton (1/16/14)

Rebounds:

Lady Chaps: 73 - 2 times (last: vs. Dallas Christian 12/31/09)
 Opponents: 73 McMurry (1/23/82)
 Individual: 20 Mamy N'Kolomoni (2/24/01)

Assists:

Lady Chaps: 39 vs McMurry (1/17/89)
 Opponents: 29 McMurry (1/11/88)
 Individual: 13 Sierra Lovorn (2/10/07)

Steals:

Lady Chaps: 38 vs McMurry (11/12/91)
 Opponents: 27 St. Edwards (11/13/87)
 Individual: 12 Tina Phillips (11/12/91)

Blocks:

Lady Chaps: 17 vs. Okla. Panhandle St. (1/19/15)
 vs. Hardin-Simmons (2/19/91)
 Individual: 10 Tess Bruffey - 3 times (12/13/14, 11/26/16, 2/9/17)

Turnovers:

Lady Chaps: 40 vs. McMurry (2/23/80)
 Opponents: 41 Howard Payne (11/12/90)

RIP GRIFFIN CENTER RECORDS

Lady Chap Team Records

Points: 113 vs Northern New Mexico (11/7/09)
Field Goals: 49 vs Dallas Christian (11/4/08)
Field Goals Att.: 91 vs Huston-Tillotson (11/17/00)
Field Goal Pct.: .692 vs Eastern New Mexico (36-52) (11/29/14)
3-Pointers: 18 vs Oklahoma Panhandle State (2/18/17)
3-Pointers Att.: 44 vs Oklahoma City (12/10/15)
3-Pointers Pct.: .667 vs USAO (2/28/08)
 .667 vs Texas - Permian Basin (2/21/15)
 .667 vs. Western New Mexico (11/17/17)
Free Throws: 35 vs Rogers State (1/19/12)
Free Throw Att.: 44 vs Oklahoma Baptist (2/1/03)
Free Throw Pct.: 1.000 vs Newman (22-22) (2/15/18)
Rebounds: 62 vs Huston-Tillotson (11/17/00)
Assists: 34 vs Dallas Christian (11/4/08)
Blocked Shots: 14 vs Mid-America Christian (11/24/14)
Steals: 26 vs National Christian (12/8/01)

Lady Chap Individual Records

Points: 36 - Emily Pool (Atkins)
 vs Northern New Mexico College (11/5/10)
Field Goals: 13 - Mamy N'Kolomoni
 vs Huston-Tillotson (11/17/00)
Field Goals Att.: 22 - Cari Bigham vs UTPB
Field Goal Pct. (10 attempts): .917 - Brittany Blackmon (11-12)
 vs Univ. of the Southwest (11/10/08)
3-Pointers: 8 - Ashton Duncan (twice)
 vs St. Mary's (1/22/22) & (12/11/20)
3-Pointers Att.: 13 - Ashton Duncan vs. St. Mary's (1/22/22)
3-Point Pct. (5 attempts): 1.000 - Kelsey Hoppel (5-5) vs. Okla. Christian (2/8/14)
 1.000 - Bailey Haist (5-5) vs. St. Edward's (2/19/15)
Free Throws: 12 - 5 Times
Free Throws Att.: 17 - Mamy N'Kolomoni
 vs Southern Nazarene (3/1/02)
Free Throw Pct. (10 attempts): 1.00 - Laynee Burr (12-12) vs. Midwestern St. (2/4/22)
 1.00 - Tabitha Qubty-Sellers (10-10) vs Okla. Christian (1/18/01)
 1.00 - Emily Pool (10-10) vs. Newman (11/23/13)
 1.00 - Allie Schulte (10-10) vs. Daemen (11/20/21)
Rebounds: 20 - Mamy N'Kolomoni
 vs St. Gregory's (2/24/01)
Assists: 13 - Sierra Lovorn
 vs Oklahoma Baptist (2/10/07)
Blocked Shots: 10 - Tess Bruffey
 vs. St. Mary's (2/9/17)

RADIO / TV HEADSHOT ROSTER



0 - GRACE FOSTER
So. | 6-1 | FW
Childress, Texas



2 - MACI MADDOX
Jr. | 5-7
Lubbock, Texas



3 - AUDREY ROBERTSON
Jr. | 5-8 | G
Kerrville, Texas



4 - RACHEL HAASE
So. | 5-8 | G
Amarillo, Texas



12 - TAYLOR THOMAS
Fr. | 5-9 | G
Canyon, Texas



15 - SHAYLEE STOVALL
Jr. | 5-6 | G
Idalou, Texas



20 - CARLI BOSTWICK
So. | 5-10 | FW/G
Lubbock, Texas



23 - MARTIE MCCOY
Sr. | 5-11 | FW/G
Muenster, Texas



30 - AUDREY SPURGIN
So. | 6-2 | P
Fredericksburg, Texas



31 - TIA JOHNSON
Fr. | 5-9 | FW/G
Lubbock, Texas



33 - DEJA JOHNSON
Fr. | 5-9 | FW/G
Lubbock, Texas




32 - WHITNEY COX
Sr. | 6-1 | FW
Flower Mound, Texas



40 - REESE SCHUMANN
So. | 6-1 | P
Houston, Texas



STEVE GOMEZ
Head Coach
20th Season



VIC SELF
Assistant Coach
11th Season



KAYCIE WILSON
Assistant Coach
8th Season



JULIO PACHECO
Volunteer Assistant Coach
3rd Season



SERENITY SEILER
Associate Athletic Trainer
5th Season