



LSC

## LUBBOCK CHRISTIAN UNIVERSITY

## 2022-23 WOMEN'S BASKETBALL GAME NOTES

MEMBERS OF THE LONE STAR CONFERENCE - SIX NCAA REGION TOURNAMENT APPEARANCES - 2015-16, 18-19 &amp; 20-21 NCAA DIV. II CHAMPIONS

WOMEN'S BASKETBALL GAME NOTES  
November 27, 2022

## LCU LADY CHAPARRALS

**Location** ..... Lubbock, Texas  
**Founded** ..... 1957  
**Enrollment** ..... 2,000  
**Affiliation** ..... NCAA Div. II  
**Conference** ..... Lone Star  
**Nickname** ..... Lady Chaparrals "Lady Chaps"  
**Athletic Director** ..... Scott Larson  
**Sports Information** ..... Chris Due  
**Head Coach** ..... Steve Gomez  
**Career Record (year)** ..... 479-134 / 20th

## 2022-23 LADY CHAPS SCHEDULE

Date	Opponent	Result
Oct. 29	vs. SAGU (Exhibition)	W 91-57
Nov. 5	vs. No.6 Missouri Southern (k)	L 64-65
Nov. 6	vs. Missouri Western (k)	L 96-101 (ot)
Nov. 11	vs. Colorado Christian	W 85-64
Nov. 12	vs. Colorado State Pueblo	W 76-58
Nov. 21	at Southwestern Oklahoma State	W 73-67
Nov. 26	vs. Oklahoma City (Exhibition)	1:00 PM
Nov. 27	vs. Western Colorado	3:00 PM
Dec. 1	vs. Oklahoma Christian*	5:30 PM
Dec. 3	vs. Arkansas Fort Smith*	1:00 PM
Dec. 8	at Texas A&M International*	6:00 PM
Dec. 10	at Texas A&M Kingsville*	1:00 PM
Dec. 16	vs. Georgia Southwestern St. (x)	2:15 PM
Dec. 17	vs. Montana State Billings (x)	4:30 PM
Dec. 30	vs. Cameron*	5:30 PM
Jan. 1	vs. Midwestern State*	1:00 PM
Jan. 5	at UT Permian Basin*	4:15 PM
Jan. 7	at Angelo State*	1:00 PM
Jan. 12	vs. Eastern New Mexico*	5:30 PM
Jan. 14	vs. Western New Mexico*	1:00 PM
Jan. 19	at UT Tyler*	5:30 PM
Jan. 21	at Texas Womans*	1:00 PM
Jan. 26	at Midwestern State*	5:30 PM
Jan. 28	at Cameron*	1:00 PM
Jan. 31	vs. West Texas A&M*	5:30 PM
Feb. 2	vs. Angelo State*	5:30 PM
Feb. 4	vs. UT Permian Basin*	1:00 PM
Feb. 9	at Western New Mexico*	6:30 PM
Feb. 11	at Eastern New Mexico*	2:00 PM
Feb. 16	vs. St. Mary's*	5:30 PM
Feb. 18	vs. St. Edward's*	1:00 PM
Feb. 23	at West Texas A&M*	5:30 PM

\* - Lone Star Conference Game Times are Central

k - D2CCA Tip-Off Classic (Kansas City, Mo.)  
x - Holiday Hoops Classic (Las Vegas, Nev.)

FACEBOOK/LCUCAPS  
 TWITTER: @LCUCAPS  
 INSTAGRAM: @LCUCAPS  
 YOUTUBE: #LCUathletics



## vs. WESTERN COLORADO

Sun. Nov. 27 - 3 PM

NON-CONFERENCE &gt;&gt; RIP GRIFFIN CENTER (LUBBOCK, TEXAS)

LIVE SCORING: <http://statb.us/b/431697>WATCH ONLINE: <http://www.lcuchaps.com/live>

RADIO: NONE

LISTEN ONLINE: NONE

WCU RECORD: 1-3, 0-0 (RMAC)

WCU: HOME 0-2, ROAD 1-1, NEUTRAL 0-0

RANKINGS:

ALL-TIME SERIES: LCU LEADS 2-0

LAST MEETING: 11/22/03 AT WCU (W 83-66)

LAST WIN BY LCU: 11/22/03

LAST WIN BY WCU: N/A

GAME  
6

## FOR REAL

After a 74-65 win in exhibition play Saturday over Oklahoma City, No.16 Lubbock Christian returns to regular season play Sunday hosting Western Colorado. The contest is LCU's final game before jumping into Lone Star Conference play Thursday hosting Oklahoma Christian. LCU enters Sunday riding a three-game win streak.

## FIRST ROAD GAME IN THE BOOK

LCU's first road game is in the books for the 2022-23 campaign, as LCU rallied for a 73-67 win over Southwestern Oklahoma State in Weatherford, Okla. SWOSU opened 8-of-13 from three-point range and hit nine three-pointers in the opening half to help the Bulldogs to an 11-point lead, but the hot outside shooting would fizzle. The Bulldogs missed their final 10 three-

point attempts, while LCU rallied behind 22 points and a career-high 16 rebounds from Grace Foster to help the Lady Chaps dampen the Bulldogs home opener. Whitney Cox also posted a career-high game with 14 points.

## WILL AND GRACE

After a season-opening weekend, which included a 36-point performance against Missouri Western State, Grace Foster had a pair of solid performances in LCU's 2-0 mark at the Carpet Tech Classic. Foster led LCU, the only team that went 2-0 at the event, with 16.5 points and 10.5 rebounds a game. Against Colorado Christian, she produced 10 rebounds and she followed with 11 rebounds and 25 points against CSU Pueblo. The 25-point outing was the highest single-game scoring performance

by a LSC individual over the week. Her average of 10.5 rebounds (8.5 defensive rebounds per game) led all LSC performers on the week, and she led all players going 14-of-14 from the free-throw line. She opened this week with a 22-point, 16-rebound double-double against Southwestern Oklahoma State.

LUBBOCK CHRISTIAN (@LCUCHAPS)  
LADY CHAPARRALS

Record: 3-2, 0-0 Lone Star  
 Last Game: 73-67 W at SW'em Okla. St.  
 Coach: Steve Gomez  
 Gomez vs. WCU: 1-0

## PROJECTED STARTERS

Pos.	Player	Class	Pts/p	Reb/p
G	Audrey Robertson Jr.		11.8	5.4
G	Shaylee Stovall Jr.		7.2	1.0
G	Maci Maddox Jr.		10.6	3.4
F	Grace Foster	So.	21.4	10.8
F	Whitney Cox	Sr.	8.8	5.4

## LCU LEADERS

## AVG. POINTS

21.4 Grace Foster

## REBOUNDS

10.8 (54) Grace Foster

## ASSISTS

5.0 (25) Maci Maddox

## STEALS

2.8 (14) Maci Maddox

WESTERN COLORADO (@WCU MOUNTAINEERS)  
MOUNTAINEERS

Record: 1-3, 0-0 RMAC  
 Last Game: 51-37 L at Eastern N.M.  
 Coach: Adam Jacobson  
 Career Record: 1-3  
 WCU Record: 1-3

## PROJECTED STARTERS

Pos.	Player	Class	Pts/p	Reb/p
G	Emmery Wagstaff	5th	16.0	7.0
G	Alyza Aikens	So.	3.8	4.8
F	Rachel Cockman	So.	13.3	8.8
F	Brooklyn Seymour	So.	6.8	6.0
F	Hayley Valencia	So.	4.5	5.3

## WCU LEADERS

## AVG. POINTS

16.0 Emmery Wagstaff

## REBOUNDS

8.8 (35) Rachel Cockman

## ASSISTS

1.8 (7) Alyza Aikens

## STEALS

1.3 (5) Emery Wagstaff

## SEASON NOTES AND TRENDS

>Grace Foster missed her fifth free-throw attempt during Monday's game at SWOSU, which marked her first miss from the line this season. She had made 24 consecutive free-throw attempts to start the season and 40 consecutive free-throws dating back to last

season. That is the most consecutive made free-throws since Nicole Hampton made 36 consecutive free-throws during the 2015-16 season. Hampton holds the program record of 62 consecutive free-throws made, which was also a NAIA Division I record. There are 20 players in NCAA Division II (qualifiers) with a 100% free-throw shooting percentage and Foster is 21st nationally with a 96% (24/25) free-throw shooting percentage.

> Foster, with three double-doubles on the season, is averaging 21.4 points and 10.8 rebounds per game. The sophomore ranks 16th nationally in scoring (second in the LSC) and is 23rd in rebounds per game (leads the LSC). Defensively, Foster is 12th nationally in defensive rebounds per game (8.4).

>Maci Maddox has double-figure point production in three of the four games this season and enters Sunday's game averaging 10.6 points per contest. She has a conference-leading 25 assists (15th nationally) and 5.0 assists per game (32nd nationally). Defensively, Maddox ranks third in the LSC in steals per game (2.8) and is fourth in steals (14, 28th nationally).

>The Lady Chaps are averaging 41.4 rebounds per game through their opening contests, posting a high of 46 against Missouri Southern State (Nov. 5). LCU has not averaged over 40 rebounds in a season since averaging 40.3 during the 2015-16 season. Grace Foster (10.8), Whitney Cox (5.4) and Audrey Robertson (5.4) are all averaging 5.0-or-more rebounds per game. LCU is second in the LSC in defensive rebounds per game (31.0, 24th nationally) and fifth in overall rebounds per game (41.4).

> LCU has a 102-58 scoring advantage from the line this season against their opposition.

They have at least 20 points scored from the line in three of their four prior games. On the campaign, LCU is shooting 77.3% (102/132) from the line, which is second in the LSC and ranks 42nd nationally. The Lady Chaps rank ninth nationally and is second in the LSC in free-throws made per game (20.4). Grace Foster is 24-of-25 (96.0%) from the line this season to lead LCU from the line. Audrey Robertson (23-of-27, 85.2%, 11th in the LSC) and Shaylee Stovall (19-of-24, 79.2%, 15th in LSC) and are each shooting over 79.0% from the line (of those reaching minimum requirements). LCU's opponents are shooting 77.3% from the line, which ranks second in the LSC.

>The Lady Chaps are averaging 78.8 points per contest (averaged 65.9 per game last season), which ranks second in the LSC (36th nationally), and they have a trio of players averaging double figures in points. Grace Foster (21.4), Audrey Robertson (11.8) and Maci Maddox (10.6) lead the average scoring pace for the Lady Chaps.

> Defensively, Lubbock Christian leads the LSC in blocks per game (4.6, 23rd nationally) and is second in steals per game (78.8, 36th nationally). Reese Schumann leads LCU in blocks (10), ranking second in the LSC, and Grace Foster ranks 11th in the LSC with five blocks. Schumann's average of 2.0 blocks per game ranks second in the LSC.

### NATIONALLY KNOWN

D2SIDA (Division II Sports Information Directors Association) and the Women's Basketball Coaches Association (WBCA) each had LCU in their Top-25 preseason national polls. Currently, D2SIDA has Lubbock Christian ranked No.16 and LCU is unranked in the WBCA poll.

### SO ARE SOME OTHERS

LCU faced a nationally ranked program in their season opener (Nov.5), falling to No.6 Southern Missouri State. LCU went 6-0 against nationally ranked programs in 2020-21 and 3-2 in 2021-22 against the nations ranked foes (opened 3-0). LCU's season opener marked the first time since the 2017-18 season opener in Commerce, Texas in which LCU opened against a national ranked opponent (LCU topped No.5 CSU-Pueblo 57-52). Three of LCU's five games this season have been against nationally ranked teams or teams receiving votes.

## LADY CHAPS HISTORY

NCAA NATIONAL CHAMPIONSHIPS  
2016 2019 2021

NCAA TOURNAMENT APPEARANCES  
2016 2018 2019 2020 2021 2022

NCAA DIV. II SOUTH CENTRAL REGION  
TOURNAMENT CHAMPIONS  
2016 2018 2019 2021

LONE STAR CONFERENCE  
CHAMPIONS  
2020,2021 (Won Tournament) 2021 (Regular Season)

LONE STAR CONFERENCE  
DIVISION CHAMPIONS  
2021 (West)

HEARTLAND CONFERENCE  
2013/2014 First Place  
2014/2015 Regular Season Champions  
2015/2016 Regular Season Champions  
2017/2018 Regular Season Champions  
2018/2019 Regular Season Champions

HEARTLAND CONFERENCE  
TOURNAMENT CHAMPIONS  
2016 2018 2019

SAC CONFERENCE CHAMPIONS  
2006/2007  
2011/2012

SAC TOURNAMENT CHAMPIONS  
2013

NAIA NATIONAL QUALIFIERS  
2004 2009  
2005 2010  
2006 2011  
2007 2012  
2008 2013

NAIA SWEET SIXTEEN FINISH  
2007  
2009

NAIA ELITE EIGHT FINISH  
2008  
2011  
2013

NAIA FAB FOUR SEMIFINALISTS  
2012

NAIA NATIONAL FINALIST  
2006

## SWEET HOME (ON) CHICAGO

LCU, who went 13-0 at home last season, is 2-0 at home this season, which has their active home win streak sitting at 106 games (it is the active and all-time leading mark in NCAA Division II women's basketball). LCU's last home loss came on Jan. 1, 2015 against Oklahoma City University. LCU, who also has a 7-0 mark in NCAA postseason play in Lubbock in the mix (not including a 4-0 mark in LSC postseason play), has also won 82 consecutive home conference games, with their last conference home loss occurring Jan. 10, 2013 (against Oklahoma City). They completed a 49-0 all-time mark in Heartland Conference home games (they are 29-0 in LSC home games).

## 22-23 LADY CHAPS IN THE RANKINGS

	D2SIDA	WBCA
Preseason	13	23
Poll 1	18	(no poll)
Poll 2	16	-
Poll 3	-	-
Poll 4	-	-
Poll 5	-	-
Poll 6	-	-
Poll 7	-	-
Poll 8	-	-
Poll 9	-	-
Poll 10	-	-
Poll 11	-	-
Poll 12	-	-
Poll 13	-	-
Poll 14	-	-
Poll 15	-	-
Poll 16	-	-
Poll 17	-	-

**NCAA DIVISION II'S LONGEST HOME WIN STREAKS**

106 - Lubbock Christian Jan. 1, 2015 --&gt;

87 - Neb.-Kearney Jan. 31, 1995-Nov. 24, 2001

85 - West Tex. A&amp;M Jan. 9, 1987-Dec. 6, 1991

**NCAA'S ACTIVE-LEADING HOME WIN STREAKS**

106 – LCU (Division II)

31 – Christopher Newport (Division III)

29 – Jackson State (Division I)

**NCAA DIVISION LONGEST HOME WIN STREAKS BY DIVISION**

Division I – 99 – UConn 2006/07 – 2011/12

Division II - 106 - Lubbock Christian Jan. 1, 2015 --&gt;

Division III – 121 – Amherst Jan. 31, 2009-Feb. 6, 2016

**FIVE THINGS ABOUT WCU**

**1 >** The Mountaineers enter Sunday's contest 1-3 on the season. They are coming off an 11-16 season and a 9-12 Rocky Mountain Athletic Conference record.

**2 >** Western Colorado was preseason picked to finish 12th in the 15-team RMAC preseason poll.

**3 >** WCU is coached by Adam Jacobson, who is in his first season at the helm of the Mountaineers.

**4 >** Western Colorado has never played a game in Lubbock, but they almost did. The Mountaineers were in the field of the 2020 South Central Regional, which was to be hosted by LCU. They were scheduled to play West Texas A&M, but COVID led to the tournament cancellation.

**5 >** Friday, the Mountaineers faced Eastern New Mexico and fell 51-37. Emmerly Wagstaff led WCU with 22 points. She leads the Mountaineers averaging 16.0 points per game.

**THE SERIES AGAINST WCU**

LCU has a 2-0 all-time mark against Western Colorado. The two teams have never met in Lubbock. The series began in 1993 (Nov. 27, 1993) in Portales, N.M. at the Zia Classic, where LCU won 71-47. The previous meeting resulted in an 83-66 LCU win on Nov. 22, 2003 in Gunnison, Colo. during Steve Gomez's first season with the Lady Chaps.

**PREVIOUS MEETING VS. WCU**

GUNNISON, Colo. (November 22, 2003) - Tabitha Qubty-Sellers had 16 points and 12 rebounds for a double-double, and teammate Valerie Wootan scored 15 points, as the two helped LCU to an 83-66 road win.

**GAME-BY-GAME RESULTS AND HIGHS**

Lubbock Christian Game-by-Game Highs (as of Nov 21, 2022)

**All games**

Opponent	Date	Score	Points	Rebounds	Assists	Steals	Blocked shots
vs Mo. Southern St.	11/05/22	64-65	16-Grace Foster	11-Grace Foster	4-Audrey Robertson	2-Maci Maddox	2-Reese Schumann
vs Missouri Western	11/06/22	96-101	36-Grace Foster	11-Whitney Cox	6-Maci Maddox	4-Maci Maddox	3-Grace Foster
COLO. CHRISTIAN	11/11/22	85-64	14-Maci Maddox	10-Grace Foster	6-Audrey Robertson	4-Audrey Robertson	5-Reese Schumann
CSU PUEBLO	11/12/22	76-58	25-Grace Foster	11-Grace Foster	4-Maci Maddox	3-Maci Maddox	2-Whitney Cox
at Southwestern Okla.	11/21/22	73-67	22-Grace Foster	16-Grace Foster	7-Maci Maddox	2-Maci Maddox	2-Audrey Robertson Reese Schumann




## 2022-2023 LCU ROSTER

No.	Name	Pos.	Ht.	Cl.	Yrs.Left	Hometown School	High School
0	Grace Foster	FW	6-1	So.	3	Childress, Texas	Childress H.S.
2	Maci Maddox	G	5-7	Jr.	3	Lubbock, Texas	Frenship H.S.
3	Audrey Robertson	G	5-8	Jr.	3	Kerrville, Texas	Tivy H.S.
4	Rachel Haase	G	5-8	So.	3	Amarillo, Texas	Amarillo H.S.
12	Taylor Thomas	G	5-9	Fr.	4	Canyon, Texas	Canyon H.S.
15	Shaylee Stovall	G	5-6	Jr.	3	Idalou, Texas	Idalou H.S.
20	Carli Bostwick	FW/G	5-10	So.	3	Lubbock, Texas	Homeschool (Lubbock Titans)
23	Martie McCoy	FW/G	5-11	Fr.	4	Muenster, Texas	Muenster H.S.
30	Audrey Spurgin	P	6-2	So.	3	Fredericksburg, Texas	Fredericksburg H.S.
31	Tia Johnson	FW/G	5-9	Fr.	4	Lubbock, Texas	Brownfield H.S.
33	Deja Johnson	FW/G	5-9	Fr.	4	Lubbock, Texas	Brownfield H.S.
34	Whitney Cox	FW	6-1	Sr.	2	Flower Mound, Texas	Flower Mound H.S.
40	Reese Schumann	P	6-1	So.	3	Houston, Texas	Clear Lake H.S.

Head Coach: Steve Gomez

Assistant Coaches: Vic Self, Kaycie Wilson, Julio Pacheco



## PRONUNCIATIONS

HAASE: haw-SEE (like "Aussie" but add the "H" sound prior)  
 STOVALL: stow-VAHL  
 BOSTWICK: BOSStwick  
 DEJA (Johnson): DAYja  
 SPURGIN: spurJEN  
 SCHUMANN: shewman

## GEO PRONUNCIATIONS

Idalou: EYE-d'LEW  
 Lubbock: Luhbuck  
 Kerrville: K'RRville  
 Muenster: MUHNster  
 Tivy: TY-vee

CHAPS: shhapps (not CH-apps)

## NCAA DIVISION II POLLS



## WBCA DIV.II TOP 25 (3/22/22)

Rank	School	Pts	1st.	Prev.
1	Grand Valley State (4-0)	566	17	1
2	West Texas A&M (5-0)	516	2	6
3	Ashland (4-0)	493	0	5
4	Glenville State (3-0)	487	4	8
5	Eckerd (3-0)	435	0	11
6	Union, TN (2-0)	424	0	4
7	Drury (3-0)	378	0	10
8	Georgia Southwestern (3-0)	366	0	14
9	Bentley (3-0)	358	0	13
10	Missouri Southern State (5-0)	325	0	19
11	Minnesota State Mankato (3-0)	312	0	15
12	North Georgia (4-0)	277	0	18
13	Western Washington (1-1)	273	0	2
14	Tampa (4-0)	265	0	17
15	Alaska Anchorage (3-0)	262	0	RV
16	Charleston, WV (3-1)	213	0	15
17	Carson-Newman (3-1)	196	0	9
18	California, PA (2-1)	177	0	7
19	Cal State San Marcos (2-1)	132	0	12
20	Gannon (4-0)	120	0	RV
21	Colorado Mines (2-1)	97	0	20
22	Thomas Jefferson (4-0)	93	0	RV
23	Fort Hays State (3-3)	74	0	3
24	Azusa Pacific (3-2)	72	0	21
25	Savannah State (2-0)	68	0	25

**Receiving Votes:** Ferris State (4-0) 66; Daemen (3-0) 61; Nebraska Kearney (5-1) 59; Wingate (3-0) 52; Augustana, SD (3-0) 51; Texas Woman's (4-1) 36; Central Missouri (3-0) 26; Minnesota Duluth (2-1) 24; Saint Leo (3-0) 20; Lee, TN (3-1) 19; Central Washington (4-0) 18; Chowan (3-1) 11; Catawba (4-0) 9; Elizabeth City State (3-1) 6; Lenoir-Rhyne (4-0) 5; Cal State Dominguez Hills (3-0) 4.  
**Dropped Out:** No. 22 Pace (1-2); No. 23 Lubbock Christian (2-2); No. 24 Lee, TN (3-1).



## D2SIDA DIV.II TOP 25 (3/22/22)

Rank	School	Rec	Pts	Prev.
1	Glenville State (12)	3-0	345	2
2	Grand Valley State (2)	4-0	337	3
3	North Georgia	4-0	313	4
4	Missouri Southern State	5-0	302	5
5	West Texas A&M	5-0	296	6
6	Union	2-0	280	7
7	Ashland	4-0	262	8
8	Bentley	3-0	242	9
9	Alaska Anchorage	3-0	228	14
10	Eckerd	3-0	214	12
11	Drury	3-0	210	10
12	Minnesota State	3-0	179	15
13	Western Washington	1-1	179	1
14	Gannon	4-0	160	16
15	Central Missouri	3-0	125	19
16	Lubbock Christian	2-2	124	18
17	Daemen	3-0	112	20
18	Catawba	4-0	103	RV
19	Wingate	3-0	102	21
20	Tampa	4-0	94	23
21	Central Washington	4-0	87	NR
22	Ferris State	4-0	74	22
23	Texas Woman's	4-1	44	RV
24	Augustana (SD.)	3-0	32	RV
25	Jefferson	4-0	23	NR

**RV:** Georgia Southwestern (23), Charleston (19), Nova Southeastern (14), Nebraska Kearney (12), Colorado School of Mines (9), Azusa Pacific (3), Saint Leo (2), Le Moyne (1)



## NCAA SOUTH CENTRAL REGIONAL RANKINGS

Rank School vs. D2 rec. In-Region  
 No In-Season Rankings



## WEBSITE &amp; BROADCAST PARTNERS

## ON THE NET - WWW.LCUCHAPS.COM

The official website of LCU Athletics is where you can find everything relating to the LCU basketball teams. Schedules, results, rosters, bios, statistics and game notes can be found there.

## ON THE AIR

Each game will be broadcast on the LSC Digital Network as an option for fans unable to attend. The LSC Digital Network will offer season passes for basketball, giving fans access to all regular-season contests on the network for that sport. In addition, viewers will continue to have the option to purchase a \$10 day pass that provides access to all broadcasts aired that day and access to all archived content for 24 hours.

## 2022-23 LSC Digital Network Rates

24-Hour Day Pass:	\$10.00
Men's and Women's Basketball Season Pass:	\$75.00
Archive Download:	\$10 per broadcast

The LSC Digital Network enters its fourth season in 2022-23, showcasing academic and athletic events from the league, its 17 member institutions and three football affiliates in partnership with BlueFrame powered by Hudl. Fans can watch broadcasts and purchase passes online at [www.lonestarconference.net/network.com](http://www.lonestarconference.net/network.com) on computer and mobile devices. Viewers can also tune in to games on the LSC Digital Network via OTT apps available on Apple TV, Amazon Fire TV, Android TV and Roku by searching for "LSC Digital Network."



## HEAD COACH STEVE GOMEZ

AT LCU: 20th Season (479-134)  
OVERALL: 20th Season (479-134)

### PERSONAL

HOMETOWN: Lubbock, Texas  
SPOUSE: Shawna  
CHILDREN: Hayden, Landon

### EDUCATION

Lubbock Christian / 1988

### COACHING EXPERIENCE

Lubbock Cooper High School (7 seasons)  
LCU (20th season)



The 2022-23 season marks Steve Gomez's 20th season at the helm of the Lady Chaps and the 10th season at the NCAA level. He opens the campaign with a 476-132 record, which includes a 22-2 record in NCAA postseason play.

In his first 10 seasons at the helm, as LCU was an NAIA institution, the Lady Chaps made 10 consecutive trips to the NAIA Division I Women's Basketball National Championship Tournament. Coach Gomez's arrival to the LCU women's basketball program certainly changed the foundation of the program. In those 10 seasons, LCU posted a 234-96 record under Gomez in the NAIA.

LCU jumped into NCAA Division II transition in 2013 (membership in 2015) and the winning tradition did not change. LCU went a remarkable 25-1 overall in 2013-2014 and they completed the Heartland Conference with a perfect 20-0 mark for their first perfect conference record in program history. They followed in 2014-2015 claiming Co-Heartland Conference Regular Season title honors after a 15-3 stretch in conference and a 21-7 overall season.

That led to an astounding 2015-2016 season, which was a season that started off with an exhibition game loss at NCAA Div. I No. 1 Connecticut and ended with a perfect 35-0 season in LCU's first season eligible for NCAA postseason. They went 18-0 in Heartland Conference play to capture a regular season title and then a Heartland Conference Tournament title (first season eligible for the tournament). The Lady Chaps went on to capture a South Central Regional Tournament title and eventually their first NCAA Div. II National Title. Gomez claimed WBCA NCAA Div. II National Coach of the Year honors and also spent a portion of the offseason as a court coach at the 2016 USA Basketball Women's U17 World Championship Team Trials in Colorado Springs, Colo.

2016-17 served as a rebuilding year for the Lady Chaps, who returned one starter off the championship squad. Despite the rebuilding, LCU still went 19-11 overall and 12-4 in conference, en route to the Heartland Conference Tournament championship game, which they lost to St. Edward's. They bounced back in 2017-18, claiming another Heartland Conference regular season and tournament title, leading to Gomez receiving Heartland Conference Coach of the Year honors. The Lady Chaps hosted the NCAA Division II South Central Region Tournament for a second time and won the tournament to stamp their second berth towards an NCAA Division II Elite Eight Tournament loss. They lost to eventual national champion Central Missouri at the tournament held in Sioux Falls, S.D., ending their season with a 31-2 record.

The Lady Chaps returned to the Elite Eight Tournament for the third year in a four-year span in the 2018-19 season after claiming a Heartland Conference regular season and tournament title, along with a NCAA Division II South Central Region tournament championship after wins at Colorado Mesa and at home over Angelo State. LCU made an outstanding run towards their second NCAA Division II National Title, defeating Southwestern Oklahoma State in double overtime to claim the trophy. Gomez, who picked up his third Heartland Coach of the Year honor, became the seventh head coach in NCAA Division II women's basketball history to claim multiple titles. He also was named Female Team Coach of the Year at the West Texas Sports Persons of the Year Banquet following the season.

LCU's title defense was rudely interrupted by the COVID Pandemic in 2019-20. LCU was 28-3 and claimed the Lone Star Conference Championship during their first season in the conference. LCU was chosen to host the NCAA Division II South Central Regionals for a third time, but the COVID shutdown halted the remainder of the season less than 24 hours prior to the first tournament game.

COVID went from being a wall to a hurdle in 2020-21, and one the Lady Chaps would be able to jump over. Through many cancellations and unknowns, LCU claimed a Lone Star Conference title and went to Canyon, Texas, where they claimed a NCAA Division II South Central title and a berth to another NCAA Elite Eight Tournament in Columbus, Ohio. It was there, LCU would claim their third national title, with wins over Daemen, Central Missouri and Drury to complete a 23-0 perfect season. They were the first NCAA Division II program to complete two undefeated seasons.

The Lady Chaps were preseason favorites to open the 2021-22 season. LCU surpassed a NCAA Div. II record 100 consecutive home wins during the season, which ended at the South Central Regional with LCU falling in the title game to conclude the season with a 28-7 record. Lubbock Christian closed the 2021-22 season holding a 242-36 record (87.1%) since leaving the NAIA.

In their final two seasons in the NAIA (2011-2012, 2012-2013), LCU set program single-season win records in each of the seasons. The Lady Chaps went 31-4 in 2013-2014, setting a program single-season wins mark (31). The Lady Chaps won their first ever Sooner Athletic Conference Tournament title en route to their final trip to the NAIA National Championship tournament. In 2011-2012, LCU went 28-6 and made their second ever appearance in the Semifinals of the NAIA National Championship Tournament. They lost out to eventual national champions Oklahoma City to mark the second consecutive season in which they lost out to the team who would claim the title. LCU claimed their second Sooner Athletic Conference crown in program history, as they joined Oklahoma City as conference co-champions with a 21-1 record. They handed OCU their only loss of the season.

LCU went 25-10 in 2010-2011 and marched into the Elite Eight for a third time in program history. The Lady Chaps, who finished third in the Sooner Athletic Conference, lost in the NAIA National Championship to eventual national champion Azusa Pacific. LCU went 19-12 in the 2009-2010 season, which included a 13-9 finish in the Sooner Athletic Conference, and had their season come to an end in the National Tournament. The highlight of the season was an exhibition victory inside the United Spirit Arena against Texas Tech University. In 2009-2010, the Lady Chaps finished with a solid 27-7 record and made a trip to the Sweet Sixteen of the National Tournament following a second-place Sooner Athletic Conference season. Gomez chalked up a milestone during the season, becoming the all-time women's basketball wins leader at LCU. They had a memorable 2007-2008 campaign, as the Lady Chaps made another voyage to the NAIA National Tournament. The Lady Chaps completed a 25-10 season, which included a trip to the Elite Eight in the tournament for their second best finish in program history.

In 2006-2007, Gomez led the Lady Chaps to a myriad of firsts in their near-thirty year history. Lubbock Christian never left the top-10 in the NAIA National Poll, and set a school mark for wins in a season with 26, eclipsing the school mark of 23 they set the prior season. In addition, LCU made its fourth consecutive trip to the NAIA National Tournament, finishing in the Sweet Sixteen and most impressively, the Lady Chaps captured a share of the Sooner Athletic Conference regular season championship, becoming the first school from outside of the State of Oklahoma to do so in the thirty-one years since the conference was founded. In 2005-2006, Gomez's Lady Chaps enjoyed what was arguably at the time the best season in school history, as they finished with an overall record of 23-12, and made an unparalleled run at the NAIA National Tournament. Seeded sixth in their eight team bracket in the tournament, Gomez's girls proceeded to oust four of the top six teams in the nation and become the lowest seed ever to reach either the Fab Four or National Championship; appropriately enough, he was named the SAC's Coach of the Year.

In his first season, Gomez's Lady Chaps went 16-14 and finished fifth in the Sooner Athletic Conference. While this might appear to be an average year, big wins for the Lady Chaps and entry into the NAIA National Poll for the first time proved good enough for an at-large bid to the NAIA National Tournament: LCU women's first trip to the big dance. In his second season, the Lady Chaps were able to maintain that level of success. After getting off to the best conference start since joining the Sooner Athletic Conference at 6-2, LCU finished SAC play at 10-8, good enough for another fifth place finish, and for the second season in a row, Coach Gomez guided the Lady Chaps to the NAIA National Tournament.

An LCU graduate, Gomez was a standout perimeter player for Coach John Copeland in the late 1980s, and to this day, he still holds the school record for career free throw percentage at .855. He graduated in 1988 with a Bachelor's of Science Degree in Mathematics and consistently used his degree to teach in the classroom while pursuing coaching on the sidelines. Gomez's career began at Lubbock Monterey High School where he served as an assistant coach in the men's basketball program from 1988 to 1995. In 1996, Gomez accepted the men's basketball head coaching position at Lubbock Cooper High School, where he remained until returning to Lubbock Christian University to take over the reigns of the Lady Chaps in 2003. During his seven seasons at Cooper, the basketball program broke new ground making the playoffs four times, managing the school's first state ranking, and capturing the Pirates only district championship in Gomez's final season. One of the main reasons Coach Gomez is so successful on the court is the support he receives off of it. Steve has been married to his wife Shawna for 31 years, and the couple has two sons: Hayden and Landon. Landon serves on the women's basketball coaching staff at Texas Tech.



### VIC SELF ASSISTANT COACH

Self is a longtime familiar face to basketball among the South Plains. He spent 25 years coaching basketball at Lubbock's Monterey High School and 20 spent as the head coach of the Plainsmen boys' basketball team. Self is no stranger to LCU. The Portales, New Mexico native lettered in basketball and tennis at Lubbock Christian in 1980-1981, after spending two years at Eastern New Mexico University. His first coaching job was as an assistant coach for John Copeland on the Chaps basketball staff. In two decades at Monterey, Self compiled a 416-237 record, four district titles and 13 playoff appearances. Monterey even made a trip to the regional tournament. He rejoins Gomez, but in a reversal of roles. Gomez served as an assistant for Self from 1988-1996. Self resigned from coaching basketball in 2008, but continued to coach boy's golf at Monterey until retiring in 2011. Self has been on staff for all three of LCU's national titles.

### KAYCIE WILSON - ASSISTANT COACH

Kaycie joined the LCU women's basketball coaching staff in the 2014-15 season as a graduate assistant through the 2015-16 season. She has played an integral role in the coaching staff for all three NCAA national championships. Wilson was named to the Dave Campbell's Texas Basketball Top-40 Coaches Under-40 List in 2021. She spent her senior season (2013-14) playing in the interior of LCU's first season in the Heartland Conference, which went 20-0 in conference for a regular season first place finish. She spent three seasons (09/10 - 11/12) at NCAA Div. I Missouri-Kansas City, where she combined to average 4.9 points and 3.9 rebounds in 87 games. The forward also combined for 44 steals, 95 assists and 34 blocks for UMKC (21 blocks as a sophomore). Boyles was a multiple recipient on The Summit League Winter/Spring Academic All-League Team and the Commissioner's List of Academic Excellence as a distinguished scholar. She is a Lubbock native and a product of Coronado High School, where she was rated the No. 45 best forward in the nation by Collegiate Girls Basketball Report and the No. 55 best player in Texas by Premier Basketball Report. The multi-winning All-State recipient was named the Girls Basketball Player of the Year by the Lubbock Avalanche Journal, as well as the 2009 5A-4A All-South Plains Player of the Year after 17.6 points and 7.9 rebounds a game.





LONE STAR CONFERENCE

## LSC SCHEDULE

## Saturday - November 26, 2022

Oklahoma Panhandle State at West Texas A&M  
 Oklahoma City at Lubbock Christian (exhibition)  
 Cameron at Oklahoma Baptist  
 Arkansas-Monticello at UAFS  
 Henderson State at Texas Woman's  
 Western Colorado at Eastern New Mexico  
 UT Permian Basin at Colorado Christian

## Sunday - November 27, 2022

Western Colorado at Lubbock Christian

## Monday - November 28, 2022

Northern New Mexico at Western New Mexico

## 2022-23 LONE STAR CONFERENCE STANDINGS (11/26/22)

School	Div	DPct.	Conf	CPct.	Overall	Pct.	Streak	Home	Away	Neutral
East Division										
Texas Woman's	0-0	.000	0-0	.000	5-1	.833	W3	1-1	1-0	3-0
St. Mary's	0-0	.000	0-0	.000	4-1	.800	W3	4-1	0-0	0-0
Texas A&M International	0-0	.000	0-0	.000	4-1	.800	W4	3-0	1-1	0-0
Texas A&M-Kingsville	0-0	.000	0-0	.000	3-1	.750	W1	1-1	2-0	0-0
UT Tyler	0-0	.000	0-0	.000	5-2	.714	L1	0-0	1-1	4-1
St. Edward's	0-0	.000	0-0	.000	2-4	.333	L2	2-0	0-1	0-3
UAFS	0-0	.000	0-0	.000	1-4	.200	W1	1-0	0-4	0-0
Oklahoma Christian	0-0	.000	0-0	.000	0-3	.000	L3	0-0	0-2	0-1
West Division										
West Texas A&M	0-0	.000	0-0	.000	6-0	1.000	W6	2-0	1-0	3-0
Angelo State	0-0	.000	0-0	.000	4-1	.800	W2	1-0	2-1	1-0
Lubbock Christian	0-0	.000	0-0	.000	3-2	.600	W3	2-0	1-0	0-2
Eastern New Mexico	0-0	.000	0-0	.000	2-2	.500	W1	1-1	0-1	1-0
UT Permian Basin	0-0	.000	0-0	.000	3-3	.500	L2	1-0	1-3	1-0
Cameron	0-0	.000	0-0	.000	2-3	.400	L2	1-0	1-3	0-0
Midwestern State	0-0	.000	0-0	.000	1-4	.200	L3	0-3	1-1	0-0
Western New Mexico	0-0	.000	0-0	.000	0-2	.000	L2	0-0	0-2	0-0

## OFFENSIVE RANKINGS

Team	G	W-L	PTS	AVG/G
1 Texas A&M International	5	4-1	400	80.0
2 Lubbock Christian	5	3-2	394	78.8
3 UT Permian Basin	4	3-1	293	73.3
4 Angelo State	5	4-1	362	72.4
5 West Texas A&M	5	5-0	360	72.0
6 Midwestern State	5	1-4	352	70.4
7 UT Tyler	7	5-2	491	70.1
8 Cameron	4	2-2	271	67.8
9 Texas A&M-Kingsville	4	3-1	270	67.5
10 St. Mary's	5	4-1	335	67.0
11 UAFS	5	1-4	328	65.6
12 Texas Woman's	5	4-1	326	65.2
13 Eastern New Mexico	3	1-2	190	63.3
14 Oklahoma Christian	3	0-3	184	61.3
15 Western New Mexico	2	0-2	112	56.0
16 St. Edward's	5	2-3	274	54.8

## DEFENSIVE RANKINGS

Team	G	W-L	PTS	AVG/G
1 Texas A&M International	5	4-1	286	57.2
2 Texas A&M-Kingsville	4	3-1	231	57.8
3 UT Tyler	7	5-2	405	57.9
4 West Texas A&M	5	5-0	292	58.4
5 St. Mary's	5	4-1	293	58.6
6 UT Permian Basin	4	3-1	235	58.8
7 Eastern New Mexico	3	1-2	185	61.7
8 Texas Woman's	5	4-1	309	61.8
9 St. Edward's	5	2-3	318	63.6
10 Western New Mexico	2	0-2	130	65.0
11 Angelo State	5	4-1	344	68.8
12 Lubbock Christian	5	3-2	355	71.0
13 Oklahoma Christian	3	0-3	218	72.7
14 Cameron	4	2-2	303	75.8
15 Midwestern State	5	1-4	387	77.4
16 UAFS	5	1-4	388	77.6

## LSC PLAYERS OF THE WEEK

Date	Offensive	Defensive
11/7	Kayley Motsenbacher (WT)	Kayley Motsenbacher (WT)
11/14	Sawyer Lloyd (ASU)	Avalon Munoz (UTPB)
11/21	Hollie Stalder (WT)	Sienna Lenz (WT)

## SCORING LEADERS

	GP	Min	FG	3FG	FT	Points	AVG
1 Brown,Raiana (Texas A&M Int'l)	5	136	46	0	18	110	22.0
2 Grace Foster (Lubbock Christian)	5	168	36	11	24	107	21.4
3 Adrian,Deja (Eastern New Mexico)	3	107	23	7	9	62	20.7
4 Prince,Aaliyah (UAFS)	5	147	33	2	16	84	16.8
5 Motschenbacher,Karley (W. Tx A&M)	5	159	27	4	23	81	16.2
6 Brown,Payton (Angelo State)	5	191	34	4	9	81	16.2
7 Lloyd,Sawyer (Angelo State)	5	182	29	9	11	78	15.6
8 Wilson,Alena (Cameron)	4	116	22	2	16	62	15.5
9 Bain,Brooklin (Oklahoma Christian)	3	81	17	0	12	46	15.3
10 McGhee-Pleasant,Tayjanna (Angelo St.)	5	140	31	4	8	74	14.8

## REBOUND LEADERS

	GP	OFF	AVG/G	DEF	AVG/G	TOT.	AVG/G
1 Grace Foster (Lubbock Christian)	5	12	2.4	42	8.4	54	10.8
2 Withey,Mandy (Midwestern State)	5	12	2.4	34	6.8	46	9.2
3 Quaadman,Alexus (UT Permian Basin)	4	11	2.8	24	6.0	35	8.8
4 Adrian,Deja (Eastern New Mexico)	3	7	2.3	19	6.3	26	8.7
5 Bain,Brooklin (Oklahoma Christian)	3	10	3.3	15	5.0	25	8.3
6 Travis,Olivia (Oklahoma Christian)	3	10	3.3	14	4.7	24	8.0
7 Motschenbacher,Karley (W. Tx A&M)	5	12	2.4	26	5.2	38	7.6
8 Stephens,Madelaine (Angelo State)	5	14	2.8	24	4.8	38	7.6
9 Ryng,Natalia (St. Mary's)	5	11	2.2	26	5.2	37	7.4
10 Saunders,Lazurea (Eastern New Mex.)	3	8	2.7	14	4.7	22	7.3

## STEALS LEADERS

	GP	No.	AVG/G
1 Munoz,Avalon (UT Permian Basin)	4	18	4.5
2 Helgesen,Morgan (UT Permian Basin)	4	12	3.0
3 Maci Maddox (Lubbock Christian)	5	14	2.8
4 White,JaQuia (Oklahoma Christian)	3	8	2.7
5 Whitehead,Destini (UT Tyler)	7	18	2.6
6 Gutierrez,Montse (UT Tyler)	7	18	2.6
7 King,Katie (Cameron)	4	10	2.5
8 Dobbs,Trinity (Oklahoma Christian)	3	7	2.3
9 Brown,Payton (Angelo State)	5	11	2.2

## 3FGM LEADERS

	GP	3FGM	AVG/G
1 Tuttle,Milan (Western New Mexico)	2	7	3.5
2 Hemmeline,Holly (UT Permian Basin)	4	13	3.3
3 Bostic,Sheridan (Midwestern State)	5	15	3.0
4 Hayes,Riley (UAFS)	5	14	2.8
5 Hevinder,Lovisa (UT Tyler)	7	19	2.7
6 Tschritter,Jayde (Texas A&M-Kingsville)	4	10	2.5
7 Adrian,Deja (Eastern New Mexico)	3	7	2.3
8 Gutierrez,Montse (UT Tyler)	7	16	2.3
9 Miller,Karley (Cameron)	4	9	2.3
10 Grace Foster (Lubbock Christian)	5	11	2.2

## FIELD GOAL LEADERS

	GP	FG	FGA	PCT
1 Brown,Raiana (Texas A&M Int'l)	5	46	71	.648
2 Stephens,Madelaine (Angelo State)	5	29	52	.558
3 Motschenbacher,Karley (W. Tx A&M)	5	27	53	.509
4 Pena,Brianna (Texas A&M-Kingsville)	4	20	40	.500
5 Adrian,Deja (Eastern New Mexico)	3	23	46	.500
6 Grace Foster (Lubbock Christian)	5	36	74	.486

## ASSIST LEADERS

	GP	No.	AVG/G
1 Maci Maddox (Lubbock Christian)	5	25	5.0
2 Rivers,Mia (Texas A&M-Kingsville)	4	19	4.8
3 Rodgers,Brooke (Western New Mexico)	2	9	4.5
4 Munoz,Avalon (UT Permian Basin)	4	18	4.5
5 Lloyd,Sawyer (Angelo State)	5	22	4.4
6 Quiroz,Evelyn (Texas A&M International)	5	20	4.0
7 Audrey Robertson (Lubbock Christian)	5	19	3.8
8 Brown,Payton (Angelo State)	5	18	3.6
9 Morgan,Angelique (Texas A&M Int'l)	5	18	3.6
10 Lay,Kailyn (Cameron)	4	14	3.5

## BLOCKS LEADERS

	GP	No.	AVG/G
1 Dufek,Sammie (St. Edward's)	5	13	2.6
2 Reese Schumann (Lubbock Christian)	5	10	2.0
3 Withey,Mandy (Midwestern State)	5	10	2.0
4 Joynes,Eliza (Western New Mexico)	2	4	2.0
5 Williams,Keniah (Angelo State)	4	7	1.8
6 Ray,Shelby (Texas A&M-Kingsville)	4	7	1.8
7 Brundidge,Kayla (UAFS)	5	6	1.2
8 Jones,Sinatra (UAFS)	5	6	1.2
9 Sifaoui,Yasmine (Midwestern State)	5	6	1.2
10 Bakic,Marija (Texas A&M International)	5	6	1.2

## 3FG% LEADERS

	GP	3FG	3FGA	PCT
1 Tuttle,Milan (Western New Mex.)	2	7	10	.700
2 Adrian,Deja (Eastern New Mexico)	3	7	12	.583
3 Grace Foster (Lubbock Christian)	5	11	19	.579
4 Payne,Janessa (Tx A&M-Kingsville)	4	8	15	.533
5 Hayes,Riley (UAFS)	5	14	28	.500

## FT% LEADERS



	GP	FT	FTA	PCT
1 White,JaQuia (Oklahoma Christian)	3	8	8	1.000
2 Grace Foster (Lubbock Christian)	5	24	25	.960
3 Bain,Brooklin (Oklahoma Christian)	3	12	13	.923
4 Pena,Brianna (Texas A&M-Kingsville)	4	10	11	.909
5 Adrian,Deja (Eastern New Mexico)	3	9	10	.900
6 Whitehead,Destini (UT Tyler)	7	24	27	.889
7 Bradley,Kate (Oklahoma Christian)	3	15	17	.882
8 Munoz,Avalon (UT Permian Basin)	4	13	15	.867



# LCU Wins First Road Game, Topping Streaky Outside-Shooting Bulldogs

## Foster's Career-High Rebounding and Cox's Career-High Scoring Night Carry LCU to Third Straight Win

### LUBBOCK CHRISTIAN -VS- SW'ern OKLA. ST.

# 73

NOV. 21 - WEATHERFORD, OKLA.

PIONEER CELLULAR EVENT CENTER

# 67

Southwestern Oklahoma State University opened 8-of-13 from three-point range, and nine three-pointers in the opening half helped the Bulldogs to an 11-point lead, but the hot outside shooting would fizzle. The Bulldogs missed their final 10 three-point attempts, while No.18 Lubbock Christian University rallied behind 22 points and a career-high 16 rebounds from Grace Foster to help the Lady Chaps dampen the Bulldogs home opener with a 73-67 victory Monday night inside Pioneer Cellular Event Center.

The Bulldogs produced 17 field goals in the opening half and nine were from long distance. Six of the three-pointers were made by Adysen Wilson, who posted all of her career-high 18 points in the opening half. While going 3-of-11 inside the arc in the first quarter, SWOSU was 4-of-8 beyond the arc, including Wilson's second trey of the game to give SWOSU an 18-14 lead at the close of the first quarter.

She continued where she left off in the start of the second quarter, nailing consecutive three-pointers for a 24-16 Bulldogs lead. Wilson was 4-of-5 in the quarter from three-point range, completing consecutive three-pointers for a second time in the quarter to build the Bulldogs lead to its largest (32-21 with 6:37 remaining in the half). LCU responded with a 6-0 run, with Resse Schuman scoring the last two buckets of the run to cut the deficit to 32-27 with 4:23 left in the quarter. Averi Zinn had six points in the second quarter, popping in a pair of baskets inside the final minute of the quarter to build the SWOSU lead to 43-34, but Foster capitalized with a layup to put the halftime score at 43-36.

SWOSU was 9-of-18 (50%) from three-point range in the half, with Wilson shooting 75% (6-of-8) from the perimeter. Wilson (18 points) and Morgan Smith (12 points) combined for 30 points in the first half. They also had a 15-2 advantage in second-chance scoring.

LCU trailed at the half despite shooting 64.3% (9/14) from the field in the second quarter. Foster led LCU with 14 points at the break.

The Lady Chaps nearly eliminated the deficit in the opening two minutes of the second half. Buckets from Shaylee Stovall, Whitney Cox and Foster was part of a 6-0 start to the half, which cut SWOSU's lead to 43-42 with 7:44 to-go in the quarter. SWOSU built the lead to a five-point margin and maintained it until Rachel Haase followed a field goal by Whitney Cox with a three-pointer to tie the game (49-49) with 3:43 remaining in the quarter. The combo of field goals was part of a 9-1 LCU run for a 53-50 lead as 1:56 remained in the quarter.

LCU took a 55-52 lead into the final quarter. Haase hit back-to-back three-pointers to extend LCU's lead to 67-55, as they held SWOSU without a field goal for the first 4:32 of the quarter (overall span of 5:31). LCU made three of their final four field goal attempts (in the closing 4:27) to seal the win.

Cox and Haase each had six points in the final quarter. They were LCU's top scorers in the second half, as Cox (10 points) and Haase (9 points) combined for 19 points in the half. LCU had a 29-14 advantage in rebounds in the half to help lead to a 10-0 scoring advantage in second-chance scoring.

The Lady Chaps (3-2) had a 36-24 scoring advantage in paint scoring. While LCU was 5-of-19 (26.3%) from three-point range, they were 25-of-43 (58.1%) inside the arc. Cox was 7-of-9 from the field (career high 14 points) and Schumann was 3-of-5 from the field (6 points), as the two attributed to the inside success. Schumann was a team-leading +12 (plus/minus) in the game. The two were part of the architecture of Grace Foster's career high rebounding night. Foster recorded her third double-double of the season with her 22 points and 16 rebounds (also had a career-high six assists). The 16 rebounds were tied for the fourth-most by a Lady Chap since 2008 and the most since Juliana Robertson had 18 against UT Tyler last season (Jan. 15, 2022). LCU also received 11 points from Audrey Robertson.

SWOSU fell to 0-4 with the loss and they had their 13-game win streak at home snapped. They had four players finish in double figures offensively, with Morgan Smith and Wilson each co-leading the team with 18 points. They were a combined 8-of-10 from three-point range, as the rest of the squad was a combined 1-of-16 (6.3%). The team was 9-of-26 (34.6%) from three-point range, which topped LCU's mark of 26.3% (5-of-19). They fell despite a 16-8 advantage in turnovers, leading to a 15-7 scoring advantage in points-off-turnovers.

### TURNING POINT

As Rachel Haase connected on a three-pointer to tie the game at 49-49 with 3:49 remaining in the third quarter, the Bulldogs responded going 1-of-6 from the field. LCU would go on a 23-6 scoring surge, with Haase's game-tying three-pointer capping the first five points of the run.

Lubbock Christian 73 • 3-2, 0-0 Lone Sta																	
		Total			3-Ptr			Rebounds			PF			A TO Blk Stl			Min
#	Player	FG	FGA	FT	FTA	Off	Def	Off	Def	TP	PF	TP	A	TO	Blk	Stl	Min
00	Grace Foster	f	8-15	2-3	4-5	5	11	16	1	22	6	2	1	0	3	36	
34	Whitney Cox	f	7-9	0-0	0-0	1	4	5	0	14	1	0	0	0	0	21	
02	Maci Maddox	g	2-10	0-4	0-2	1	6	7	3	4	7	5	0	2	36		
03	Audrey Robertson	g	4-9	0-3	3-3	1	5	6	1	11	5	4	2	1	35		
15	Shaylee Stovall	f	1-3	0-2	1-3	0	0	0	1	3	1	3	0	0	27		
04	Rachel Haase		3-8	3-7	0-0	0	0	0	0	9	1	0	0	0	14		
12	Taylor Thomas		1-1	0-0	0-0	0	1	1	1	2	0	0	0	0	5		
23	Martie McCoy		1-1	0-0	0-0	1	1	2	1	2	0	1	1	0	7		
30	Audrey Spurgin		0-1	0-0	0-0	0	0	0	0	0	0	0	0	0	2		
40	Reese Schumann		3-5	0-0	0-1	3	3	6	3	6	0	1	2	1	17		
Team			30-62			5-19	8-14	12	33	45	11	73	21	16	7	4	200
Totals			30-62			5-19	8-14	12	33	45	11	73	21	16	7	4	200
1st - FG %:		5-12	41.7%	2nd: 9-14	64.3%	3rd: 8-19	42.1%	4th: 8-17	47.1%	Game: 30-62	48.4%	Deadball					
3FG %:		1-5	20.0%	1-2	50.0%	1-7	14.3%	2-5	40.0%	5-19	26.3%	Rebounds					
FT %:		3-3	100.0%	3-5	60.0%	2-3	66.7%	0-3	0.0	8-14	57.1%	1,1					

Southwestern Okla. 67 • 0-4, 0-0 GAC																	
		Total			3-Ptr			Rebounds			PF			A TO Blk Stl			Min
#	Player	FG	FGA	FT	FTA	Off	Def	Off	Def	TP	PF	TP	A	TO	Blk	Stl	Min
12	Shamica Smith	f	6-13	1-5	0-0	2	4	6	1	13	0	1	0	3	29		
02	Morgan Smith	g	7-11	2-2	2-2	1	3	4	1	18	3	0	0	1	38		
05	Averi Zinn	g	4-15	0-6	2-2	0	3	3	3	10	6	1	0	0	37		
21	Layni Zinn	g	0-8	0-1	0-0	0	2	2	1	0	0	0	1	0	23		
23	Macy Gore	g	0-6	0-3	1-2	1	3	4	3	1	5	1	0	0	18		
01	Fayth Laughlin	g	0-2	0-0	0-0	1	0	1	2	0	1	0	0	0	2	18	
10	Adysen Wilson		6-9	6-8	0-0	0	4	4	2	18	1	0	0	2	24		
11	Carson Dillard		0-0	0-0	0-0	0	0	0	0	0	0	0	0	0	1		
24	Jamaya Johnson		3-5	0-1	1-2	1	4	5	3	7	0	4	0	0	12		
Team			26-69			9-26	6-8	9	24	33	16	67	16	8	1	8	200
Totals			26-69			9-26	6-8	9	24	33	16	67	16	8	1	8	200
1st - FG %:		7-19	36.8%	2nd: 10-22	45.5%	3rd: 4-13	30.8%	4th: 5-15	33.3%	Game: 26-69	37.7%	Deadball					
3FG %:		4-8	50.0%	5-10	50.0%	0-3	0.0%	0-5	0.0%	9-26	34.6%	Rebounds					
FT %:		0-0	0.0%	0-0	0.0%	1-2	50.0%	0-6	0.0%	6-8	75.0%	2,1					

Officials: Technical fouls: Lubbock Christian-None. Southwestern Okla.-None.

Attendance: 374

2022-23 Women's Basketball. Round: 0. Lubbock Christian vs Southwestern Okla..

Score by periods														
	1st	2nd	3rd	4th	Total									
Lubbock Christian	14	22	19	18	73	Points	In	Off	2nd	Fast				
Southwestern Okla.	18	25	9	15	67	LCU	Paint	T/O	Chance	Break	Bench			
						LCU	36	7	12	11	19			
						SWOSU	24	15	15	6	25			

Last FG - LCU 4th-01:07, SWOSU 4th-00:19.

Largest lead - LCU by 12 4th-05:48, SWOSU by 11 2nd-06:37.

LCU led for 16:10, SWOSU led for 21:45. Game was tied for 02:02.

Score tied - 2 times.

Lead changed - 5 times.



## 2022-23 STATISTICS

RECORD:	OVERALL	HOME	AWAY	NEUTRAL
ALL GAMES	3-2	2-0	1-0	0-2
CONFERENCE	0-0	0-0	0-0	0-0
NON-CONFERENCE	3-2	2-0	1-0	0-2

##	Player	gp-gs	min	avg	Total		3-Point		F-Throw		Rebounds				pf	dq	a	to	blk	stl	pts	avg
					fg-fga	fg%	3fg-fga	3fg%	ft-fa	ft%	off	def	tot	avg								
00	Grace Foster	5-5	168	33.6	36-74	.486	11-19	.579	24-25	.960	12	42	54	10.8	11	0	12	12	5	2	107	21.4
02	Maci Maddox	5-5	183	36.6	21-48	.438	4-13	.308	7-11	.636	1	16	17	3.4	9	0	25	20	0	14	53	10.6
03	Audrey Robertson	5-5	165	33.0	18-41	.439	0-6	.000	23-27	.852	9	18	27	5.4	5	0	19	17	2	8	59	11.8
04	Rachel Haase	3-0	50	16.7	7-18	.389	7-15	.467	2-4	.500	4	2	6	2.0	1	0	3	5	1	0	23	7.7
12	Taylor Thomas	5-0	50	10.0	5-12	.417	0-1	.000	6-7	.857	0	6	6	1.2	8	0	2	4	1	2	16	3.2
15	Shaylee Stovall	5-5	137	27.4	7-20	.350	3-11	.273	19-24	.792	2	3	5	1.0	6	0	7	6	0	2	36	7.2
23	Martie McCoy	5-0	59	11.8	3-9	.333	1-2	.500	3-4	.750	2	11	13	2.6	10	0	0	4	1	0	10	2.0
30	Audrey Spurgin	4-0	22	5.5	3-6	.500	0-0	.000	4-8	.500	1	2	3	0.8	5	0	1	1	0	0	10	2.5
31	Tia Johnson	2-0	9	4.5	0-2	.000	0-1	.000	0-0	.000	1	3	4	2.0	0	0	1	2	0	1	0	0.0
33	Deja Johnson	1-0	7	7.0	0-1	.000	0-1	.000	4-4	1.000	1	0	1	1.0	0	0	0	0	0	1	4	4.0
34	Whitney Cox	5-5	92	18.4	21-37	.568	0-0	.000	2-4	.500	4	23	27	5.4	12	1	5	2	3	3	44	8.8
40	Reese Schumann	5-0	83	16.6	12-20	.600	0-0	.000	8-14	.571	9	14	23	4.6	10	0	0	8	10	3	32	6.4
Team											6	15	21					3				
Total.....		5	1025		133-288	.462	26-69	.377	102-132	.773	52	155	207	41.4	77	1	75	84	23	36	394	78.8
Opponents.....		5	1025		131-346	.379	35-132	.265	58-75	.773	66	117	183	36.6	107	2	64	67	17	49	355	71.0

## TEAM STATISTICS

	LCU	OPP
SCORING	394	355
Points per game	78.8	71.0
Scoring margin	+7.8	-
FIELD GOALS-ATT	133-288	131-346
Field goal pct	.462	.379
3 POINT FG-ATT	26-69	35-132
3-point FG pct	.377	.265
3-pt FG made per game	5.2	7.0
FREE THROWS-ATT	102-132	58-75
Free throw pct	.773	.773
F-Throws made per game	20.4	11.6
REBOUNDS	207	183
Rebounds per game	41.4	36.6
Rebounding margin	+4.8	-
ASSISTS	75	64
Assists per game	15.0	12.8
TURNOVERS	84	67
Turnovers per game	16.8	13.4
Turnover margin	-3.4	-
Assist/turnover ratio	0.9	1.0
STEALS	36	49
Steals per game	7.2	9.8
BLOCKS	23	17
Blocks per game	4.6	3.4
ATTENDANCE	742	692
Home games-Avg/Game	2-371	1-374
Neutral site-Avg/Game	-	2-159

Date	Opponent		Score	Att.
11/05/22	vs Mo. Southern St.	L	64-65	205
11/06/22	vs Missouri Western	Lot	96-101	113
11/11/22	COLO. CHRISTIAN	W	85-64	368
11/12/22	CSU PUEBLO	W	76-58	374
11/21/22	at Southwestern Okla.	W	73-67	374

\* - Conference game

Score by Periods	1st	2nd	3rd	4th	OT	Totals
Lubbock Christian	84	105	109	84	12	394
Opponents	87	91	81	79	17	355



## CONFERENCE STATISTICS

## HOME STATISTICS

#	Player	Total					3-Point		F-Throw		Rebounds											
		gp-gs	min	avg	fg-fga	fg%	3fg-fga	3fg%	ft-fa	ft%	off	def	tot	avg	pf	dq	a	to	blk	stl	pts	avg
00	Grace Foster	2-2	56	28.0	8-19	.421	3-6	.500	14-14	1.000	4	17	21	10.5	4	0	3	7	0	1	33	16.5
02	Maci Maddox	2-2	68	34.0	11-19	.579	3-4	.750	3-5	.600	0	4	4	2.0	0	0	9	4	0	6	28	14.0
03	Audrey Robertson	2-2	57	28.5	8-15	.533	0-1	.000	10-12	.833	3	3	6	3.0	2	0	8	6	0	5	26	13.0
04	Rachel Haase	2-0	36	18.0	4-10	.400	4-8	.500	2-4	.500	4	2	6	3.0	1	0	2	5	0	0	14	7.0
12	Taylor Thomas	2-0	22	11.0	2-7	.286	0-1	.000	4-4	1.000	0	3	3	1.5	4	0	1	1	0	1	8	4.0
15	Shaylee Stovall	2-2	46	23.0	4-11	.364	2-6	.333	3-3	1.000	1	1	2	1.0	1	0	4	2	0	1	13	6.5
23	Martie McCoy	2-0	25	12.5	2-4	.500	1-2	.500	0-0	.000	0	3	3	1.5	3	0	0	2	0	0	5	2.5
30	Audrey Spurgin	2-0	15	7.5	2-3	.667	0-0	.000	4-8	.500	1	2	3	1.5	4	0	1	1	0	0	8	4.0
31	Tia Johnson	1-0	6	6.0	0-2	.000	0-1	.000	0-0	.000	0	3	3	3.0	0	0	0	1	0	1	0	0.0
33	Deja Johnson	1-0	7	7.0	0-1	.000	0-1	.000	4-4	1.000	1	0	1	1.0	0	0	0	0	0	1	4	4.0
34	Whitney Cox	2-2	27	13.5	6-10	.600	0-0	.000	0-2	.000	0	5	5	2.5	6	0	2	1	2	2	12	6.0
40	Reese Schumann	2-0	35	17.5	3-5	.600	0-0	.000	4-6	.667	2	8	10	5.0	4	0	0	4	6	2	10	5.0
Team											3	7	10					2				
Total.....		2	400		50-106	.472	13-30	.433	48-62	.774	19	58	77	38.5	29	0	30	36	8	20	161	80.5
Opponents.....		2	400		44-126	.349	12-51	.235	22-29	.759	28	44	72	36.0	45	1	18	38	8	25	122	61.0

Date	Opponent	Score
11/11/22	COLO. CHRISTIAN	w 85-64
11/12/22	CSU PUEBLO	w 76-58

\* - Conference game

## AWAY STATISTICS

		Total					3-Point		F-Throw		Rebounds											
#	Player	gp-gs	min	avg	fg-fga	fg%	3fg-fga	3fg%	ft-fa	ft%	off	def	tot	avg	pf	dq	a	to	blk	stl	pts	avg
00	Grace Foster	1-1	36	36.0	8-15	.533	2-3	.667	4-5	.800	5	11	16	16.0	1	0	6	2	1	0	22	22.0
02	Maci Maddox	1-1	36	36.0	2-10	.200	0-4	.000	0-2	.000	1	6	7	7.0	3	0	7	5	0	2	4	4.0
03	Audrey Robertson	1-1	35	35.0	4-9	.444	0-3	.000	3-3	1.000	1	5	6	6.0	1	0	5	4	2	1	11	11.0
04	Rachel Haase	1-0	14	14.0	3-8	.375	3-7	.429	0-0	.000	0	0	0	0.0	0	0	1	0	1	0	9	9.0
12	Taylor Thomas	1-0	5	5.0	1-1	1.000	0-0	.000	0-0	.000	0	1	1	1.0	1	0	0	0	0	0	2	2.0
15	Shaylee Stovall	1-1	27	27.0	1-3	.333	0-2	.000	1-3	.333	0	0	0	0.0	1	0	1	3	0	0	3	3.0
23	Martie McCoy	1-0	7	7.0	1-1	1.000	0-0	.000	0-0	.000	1	1	2	2.0	1	0	0	1	1	0	2	2.0
30	Audrey Spurgin	1-0	2	2.0	0-1	.000	0-0	.000	0-0	.000	0	0	0	0.0	0	0	0	0	0	0	0	0.0
34	Whitney Cox	1-1	21	21.0	7-9	.778	0-0	.000	0-0	.000	1	4	5	5.0	0	0	1	0	0	0	14	14.0
40	Reese Schumann	1-0	17	17.0	3-5	.600	0-0	.000	0-1	.000	3	3	6	6.0	3	0	0	1	2	1	6	6.0
Team											0	2	2									
Total.....		1	200		30-62	.484	5-19	.263	8-14	.571	12	33	45	45.0	11	0	21	16	7	4	73	73.0
Opponents.....		1	200		26-69	.377	9-26	.346	6-8	.750	9	24	33	33.0	16	0	16	8	1	8	67	67.0

Date	Opponent	Score
11/21/22	at Southwestern Okla.	w 73-67

\* - Conference game

## NEUTRAL SITE STATISTICS

#	Player	Total					3-Point		F-Throw		Rebounds				a	to	blk	stl	pts	avg		
		gp-gs	min	avg	fg-fga	fg%	3fg-fga	3fg%	ft-fa	ft%	off	def	tot	avg							pf	dq
00	Grace Foster	2-2	76	38.0	20-40	.500	6-10	.600	6-6	1.000	3	14	17	8.5	6	0	3	3	4	1	52	26.0
02	Maci Maddox	2-2	79	39.5	8-19	.421	1-5	.200	4-4	1.000	0	6	6	3.0	6	0	9	11	0	6	21	10.5
03	Audrey Robertson	2-2	73	36.5	6-17	.353	0-2	.000	10-12	.833	5	10	15	7.5	2	0	6	7	0	2	22	11.0
12	Taylor Thomas	2-0	23	11.5	2-4	.500	0-0	.000	2-3	.667	0	2	2	1.0	3	0	1	3	1	1	6	3.0
15	Shaylee Stovall	2-2	64	32.0	2-6	.333	1-3	.333	15-18	.833	1	2	3	1.5	4	0	2	1	0	1	20	10.0
23	Martie McCoy	2-0	27	13.5	0-4	.000	0-0	.000	3-4	.750	1	7	8	4.0	6	0	0	1	0	0	3	1.5
30	Audrey Spurgin	1-0	5	5.0	1-2	.500	0-0	.000	0-0	.000	0	0	0	0.0	1	0	0	0	0	0	2	2.0
31	Tia Johnson	1-0	3	3.0	0-0	.000	0-0	.000	0-0	.000	1	0	1	1.0	0	0	1	1	0	0	0	0.0
34	Whitney Cox	2-2	44	22.0	8-18	.444	0-0	.000	2-2	1.000	3	14	17	8.5	6	1	2	1	1	1	18	9.0
40	Reese Schumann	2-0	31	15.5	6-10	.600	0-0	.000	4-7	.571	4	3	7	3.5	3	0	0	3	2	0	16	8.0
	Team										3	6	9					1				
	Total.....	2	425		53-120	.442	8-20	.400	46-56	.821	21	64	85	42.5	37	1	24	32	8	12	160	80.0
	Opponents.....	2	425		61-151	.404	14-55	.255	30-38	.789	29	49	78	39.0	46	1	30	21	8	16	166	83.0

Date	Opponent	Score
11/05/22	vs Mo. Southern St.	L 64-65
11/06/22	vs Missouri Western	Lot 96-101

\* - Conference game

# LUBBOCK CHRISTIAN UNIVERSITY WOMEN'S BASKETBALL GAME NOTES

## LCU RECORD WHEN...

At home .....	2-0
On the road .....	1-0
Neutral site.....	0-2
Lone Star Conference .....	0-0

Monday .....	1-0
Tuesday.....	0-0
Wednesday .....	0-0
Thursday .....	0-0
Friday.....	1-0
Saturday.....	1-1
Sunday .....	0-1

Against ranked opponents.....	0-1
Top 5 opponents .....	0-0
Top 10 opponents .....	0-1

### Scoring

70-plus points .....	3-1
60-69 points .....	0-1
50-59 points .....	0-0
49 or less points.....	0-0

### Allowing

70-plus points .....	0-1
60-69 points .....	2-1
50-59 points .....	1-0
49 or less points.....	0-0

### Shooting

50% or better .....	1-0
40-49% .....	2-1
30-39% .....	0-1
29% or less .....	0-0

### Opponents Shooting

50% or better .....	0-0
40-49% .....	0-1
30-39% .....	3-1
29.9% or less .....	0-0

### Percentages From The Field

Out-shooting the opponent .....	3-2
Opponents out-shoot LCU .....	0-0
Tied .....	0-0

### Rebounding

Out-rebound an opponent.....	2-1
Opponent out-rebounds LCU .....	1-0
Tied .....	0-1

### Turnovers

Commit 15 or less turnovers .....	1-1
Commit more than 15 turnovers.....	2-1
Force 15 or less turnovers.....	1-2
Force more than 15 .....	2-0

### Misc.

When Leading after the 1st Quarter.....	2-1
When Tied after the 1st Quarter.....	0-0
When Trailing after the 1st Quarter.....	1-1

When Leading at halftime .....	2-0
When Tied at halftime .....	0-0
When Trailing at halftime .....	1-2

When Leading after the 3rd Quarter .....	3-0
When Tied after the 3rd Quarter .....	0-1
When Trailing after the 3rd Quarter .....	0-1
Overtime .....	0-1

## Lubbock Christian Team Game-by-Game Comparison (as of Nov 21, 2022)

### All games

Opponent	1st	2nd	Score	Mar	Total FG	FG Pct	3-Pointers	3FG Pct	Free Throws	FT Pct	Rebounds	Assist	T/Over	Block	Steal	Fouls	
Mo. Southern St.	33/35	31/30	64-65	(1)	22-57/25-76	.386/.329	3-9/5-27	.333/.185	17-23/10-12	.739/.833	46/46	-	13/15	14/8	4/4	4/5	14/20
Missouri Western	33/39	51/45	96-101	(5)	31-63/36-75	.492/.480	5-11/9-28	.455/.321	29-33/20-26	.879/.769	39/32	+7	11/15	18/13	4/4	8/11	23/26
COLO. CHRISTIAN	47/33	38/31	85-64	+21	26-59/25-71	.441/.352	7-20/5-25	.350/.200	26-32/9-12	.813/.750	38/45	(7)	16/8	14/22	5/5	13/14	13/22
CSU PUEBLO	40/28	36/30	76-58	+18	24-47/19-55	.511/.345	6-10/7-26	.600/.269	22-30/13-17	.733/.765	39/27	+12	14/10	22/16	3/3	7/11	16/23
Southwestern Okla.	36/43	37/24	73-67	+6	30-62/26-69	.484/.377	5-19/9-26	.263/.346	8-14/6-8	.571/.750	45/33	+12	21/16	16/8	7/1	4/8	11/16

Note: Game totals are displayed in the format TEAM/OPPONENT for each category

**Lubbock Christian Points-Rebounds-Assists (as of Nov 21, 2022)**
**All games**

				00	02	03	04	12	15	23
Opponent	Date	Score		FOSTER, GRA	MADDOX, MAC	ROBERTSON,	HAASE, RACH	THOMAS, TAY	STOVALL, SH	MCCOY, MART
vs Mo. Southern St.	11/05/22	64-65	L	16-11-2	8-4-3	7-10-4	DNP	1-1-1	14-2-1	0-1-0
vs Missouri Western	11/06/22	96-101	L	36-6-1	13-2-6	15-5-2	DNP	5-1-0	6-1-1	3-7-0
COLO. CHRISTIAN	11/11/22	85-64	W	8-10-0	14-3-5	12-3-6	10-2-1	6-1-1	5-1-2	5-1-0
CSU PUEBLO	11/12/22	76-58	W	25-11-3	14-1-4	14-3-2	4-4-1	2-2-0	8-1-2	0-2-0
at Southwestern Okla.	11/21/22	73-67	W	22-16-6	4-7-7	11-6-5	9-0-1	2-1-0	3-0-1	2-2-0

				30	31	33	34	40
Opponent	Date	Score		SPURGIN, AU	JOHNSON, TI	JOHNSON, DE	COX, WHITNE	SCHUMANN, R
vs Mo. Southern St.	11/05/22	64-65	L	2-0-0	0-1-1	DNP	6-6-1	10-6-0
vs Missouri Western	11/06/22	96-101	L	DNP	DNP	DNP	12-11-1	6-1-0
COLO. CHRISTIAN	11/11/22	85-64	W	5-2-0	0-3-0	4-1-0	8-1-1	8-4-0
CSU PUEBLO	11/12/22	76-58	W	3-1-1	DNP	DNP	4-4-1	2-6-0
at Southwestern Okla.	11/21/22	73-67	W	0-0-0	DNP	DNP	14-5-1	6-6-0



## LCU - INDIVIDUAL GAME HIGHS

Points	36	Grace Foster vs Missouri Western (11/06/22)
	25	Grace Foster vs CSU Pueblo (11/12/22)
	22	Grace Foster at Southwestern Okla. (11/21/22)
	16	Grace Foster vs Mo. Southern St. (11/05/22)
	15	Audrey Robertson vs Missouri Western (11/06/22)
Field Goals Made	13	Grace Foster vs Missouri Western (11/06/22)
	8	Grace Foster at Southwestern Okla. (11/21/22)
Field Goal Att.	20	Grace Foster vs Missouri Western (11/06/22)
	20	Grace Foster vs Mo. Southern St. (11/05/22)
FG Pct (min 5 made)	.778 (7-9)	Whitney Cox at Southwestern Okla. (11/21/22)
	.650 (13-20)	Grace Foster vs Missouri Western (11/06/22)
3-Point FG Made	4	Grace Foster vs Missouri Western (11/06/22)
	3	Rachel Haase at Southwestern Okla. (11/21/22)
	3	Grace Foster vs CSU Pueblo (11/12/22)
	3	Rachel Haase vs Colo. Christian (11/11/22)
3-Point FG Att.	7	Rachel Haase at Southwestern Okla. (11/21/22)
	6	Rachel Haase vs Colo. Christian (11/11/22)
	6	Grace Foster vs Missouri Western (11/06/22)
3-Pt FG Pct (min 2 made)	1.000 (2-2)	Maci Maddox vs Colo. Christian (11/11/22)
	.667 (4-6)	Grace Foster vs Missouri Western (11/06/22)
	.667 (2-3)	Grace Foster at Southwestern Okla. (11/21/22)
Free Throws Made	9	Shaylee Stovall vs Mo. Southern St. (11/05/22)
	8	Grace Foster vs CSU Pueblo (11/12/22)
Free Throw Att.	10	Shaylee Stovall vs Mo. Southern St. (11/05/22)
	8	Grace Foster vs CSU Pueblo (11/12/22)
	8	Audrey Robertson vs Missouri Western (11/06/22)
	8	Shaylee Stovall vs Missouri Western (11/06/22)
FT Pct (min 3 made)	1.000 (8-8)	Grace Foster vs CSU Pueblo (11/12/22)
	1.000 (6-6)	Grace Foster vs Colo. Christian (11/11/22)
	1.000 (6-6)	Grace Foster vs Missouri Western (11/06/22)
	1.000 (4-4)	Deja Johnson vs Colo. Christian (11/11/22)
	1.000 (4-4)	Taylor Thomas vs Colo. Christian (11/11/22)
	1.000 (3-3)	Audrey Robertson at Southwestern Okla. (11/21/22)
	1.000 (3-3)	Shaylee Stovall vs CSU Pueblo (11/12/22)
Rebounds	16	Grace Foster at Southwestern Okla. (11/21/22)
	11	Grace Foster vs CSU Pueblo (11/12/22)
	11	Whitney Cox vs Missouri Western (11/06/22)
	11	Grace Foster vs Mo. Southern St. (11/05/22)
Assists	7	Maci Maddox at Southwestern Okla. (11/21/22)
	6	Grace Foster at Southwestern Okla. (11/21/22)
	6	Audrey Robertson vs Colo. Christian (11/11/22)
	6	Maci Maddox vs Missouri Western (11/06/22)
Steals	4	Audrey Robertson vs Colo. Christian (11/11/22)
	4	Maci Maddox vs Missouri Western (11/06/22)
Blocked Shots	5	Reese Schumann vs Colo. Christian (11/11/22)
	3	Grace Foster vs Missouri Western (11/06/22)
Turnovers	10	Maci Maddox vs Missouri Western (11/06/22)
	6	Grace Foster vs CSU Pueblo (11/12/22)
	6	Audrey Robertson vs Mo. Southern St. (11/05/22)
Fouls	5	Whitney Cox vs Missouri Western (11/06/22)
	4	Reese Schumann vs CSU Pueblo (11/12/22)
	4	Grace Foster vs CSU Pueblo (11/12/22)
	4	Whitney Cox vs Colo. Christian (11/11/22)

## OPPONENT - INDIVIDUAL GAME HIGHS

Points	34	Connie Clarke vs Missouri Western (11/06/22)
	19	Lacy Stokes vs Mo. Southern St. (11/05/22)
	18	Adysen Wilson at Southwestern Okla. (11/21/22)
	18	Morgan Smith at Southwestern Okla. (11/21/22)
	18	Charisse Fairley vs CSU Pueblo (11/12/22)
Field Goals Made	12	Connie Clarke vs Missouri Western (11/06/22)
	7	Morgan Smith at Southwestern Okla. (11/21/22)
	7	Charisse Fairley vs CSU Pueblo (11/12/22)
Field Goal Att.	22	Lacy Stokes vs Mo. Southern St. (11/05/22)
	19	Connie Clarke vs Missouri Western (11/06/22)
FG Pct (min 5 made)	.833 (5-6)	Mykaela Moore vs Colo. Christian (11/11/22)
	.667 (6-9)	Adysen Wilson at Southwestern Okla. (11/21/22)
3-Point FG Made	6	Adysen Wilson at Southwestern Okla. (11/21/22)
	4	Charisse Fairley vs CSU Pueblo (11/12/22)
	4	Cleao Murray vs Missouri Western (11/06/22)
3-Point FG Att.	11	Cleao Murray vs Missouri Western (11/06/22)
	8	Adysen Wilson at Southwestern Okla. (11/21/22)
	8	Charisse Fairley vs CSU Pueblo (11/12/22)
	8	Lacy Stokes vs Mo. Southern St. (11/05/22)
3-Pt FG Pct (min 2 made)	1.000 (2-2)	Morgan Smith at Southwestern Okla. (11/21/22)
	1.000 (2-2)	Connie Clarke vs Missouri Western (11/06/22)
Free Throws Made	8	Connie Clarke vs Missouri Western (11/06/22)
	6	Agnes Paul vs Colo. Christian (11/11/22)
	6	Lacy Stokes vs Mo. Southern St. (11/05/22)
Free Throw Att.	10	Connie Clarke vs Missouri Western (11/06/22)
	8	Agnes Paul vs Colo. Christian (11/11/22)
FT Pct (min 3 made)	1.000 (3-3)	Mary Fultz vs Missouri Western (11/06/22)
	.857 (6-7)	Lacy Stokes vs Mo. Southern St. (11/05/22)
Rebounds	13	Madi Stokes vs Mo. Southern St. (11/05/22)
	12	Agnes Paul vs Colo. Christian (11/11/22)
	12	Connie Clarke vs Missouri Western (11/06/22)
Assists	8	Lacy Stokes vs Mo. Southern St. (11/05/22)
	6	Averi Zinn at Southwestern Okla. (11/21/22)
	6	Camille Evans vs Missouri Western (11/06/22)
Steals	5	Connie Clarke vs Missouri Western (11/06/22)
	4	Dasiya Jones vs Colo. Christian (11/11/22)
Blocked Shots	2	Mary Fultz vs Missouri Western (11/06/22)
	2	Madi Stokes vs Mo. Southern St. (11/05/22)
Turnovers	4	Jamaya Johnson at Southwestern Okla. (11/21/22)
	4	Charisse Fairley vs CSU Pueblo (11/12/22)
	4	Regan Loconte vs Colo. Christian (11/11/22)
	4	Agnes Paul vs Colo. Christian (11/11/22)
Fouls	5	Tomia Johnson vs CSU Pueblo (11/12/22)
	5	Jordan Cunningham vs Missouri Western (11/06/22)

## DOUBLE-DOUBLES

Whitney Cox	12 pts, 11 reb; vs Missouri Western, 11/06/22
Grace Foster	16 pts, 11 reb; vs Mo. Southern St., 11/05/22
Grace Foster	25 pts, 11 reb; CSU PUEBLO, 11/12/22
Grace Foster	22 pts, 16 reb; at Southwestern Okla., 11/21/22

## GAME BY GAME SPECIALTY STATS

Opponent	T/O	2ndCh	Paint	FastB	Bench	Ties	Leads	WL	Score	Leads overcome
Mo. Southern St.	10	15	30	4	13	7	5	L	64-65	lost 7 1st-00:23
Missouri Western	18	12	44	8	14	4	6	L	96-101	lost 4 4th-02:34
Colo. Christian	28	10	32	15	38	0	2	W	85-64	trailed by 9 1st-05:49
CSU Pueblo	15	5	34	4	11	2	2	W	76-58	trailed by 2 1st-02:21
Southwestern Okla.	7	12	36	11	19	2	3	W	73-67	trailed by 11 2nd-06:37
Totals	78	54	176	42	95	15	18			
Average/Game	15.6	10.8	35.2	8.4	19.0	3.0	3.6			
Opponent	81	64	154	45	127	15	17			
Average/Game	16.2	12.8	30.8	9.0	25.4	3.0	3.4			

## LCU - TEAM GAME HIGHS

POINTS	96	vs Missouri Western (11/06/22)
	85	COLO. CHRISTIAN (11/11/22)
	76	CSU PUEBLO (11/12/22)
	73	at Southwestern Okla. (11/21/22)
FIELD GOALS MADE	64	vs Mo. Southern St. (11/05/22)
	31	vs Missouri Western (11/06/22)
FIELD GOAL ATTEMPTS	30	at Southwestern Okla. (11/21/22)
	63	vs Missouri Western (11/06/22)
	62	at Southwestern Okla. (11/21/22)
FIELD GOAL PERCENTAGE	.511 (24-47)	CSU PUEBLO (11/12/22)
	.492 (31-63)	vs Missouri Western (11/06/22)
3 PT FIELD GOALS MADE	7	COLO. CHRISTIAN (11/11/22)
	6	CSU PUEBLO (11/12/22)
3 PT FG ATTEMPTS	20	COLO. CHRISTIAN (11/11/22)
	19	at Southwestern Okla. (11/21/22)
3 PT FG PERCENTAGE	.600 (6-10)	CSU PUEBLO (11/12/22)
	.455 (5-11)	vs Missouri Western (11/06/22)
FREE THROWS MADE	29	vs Missouri Western (11/06/22)
	26	COLO. CHRISTIAN (11/11/22)
FREE THROW ATTEMPTS	33	vs Missouri Western (11/06/22)
	32	COLO. CHRISTIAN (11/11/22)
FREE THROW PERCENTAGE	.879 (29-33)	vs Missouri Western (11/06/22)
	.813 (26-32)	COLO. CHRISTIAN (11/11/22)
REBOUNDS	46	vs Mo. Southern St. (11/05/22)
	45	at Southwestern Okla. (11/21/22)
ASSISTS	21	at Southwestern Okla. (11/21/22)
	16	COLO. CHRISTIAN (11/11/22)
STEALS	13	COLO. CHRISTIAN (11/11/22)
	8	vs Missouri Western (11/06/22)
BLOCKED SHOTS	7	at Southwestern Okla. (11/21/22)
	5	COLO. CHRISTIAN (11/11/22)
TURNOVERS	22	CSU PUEBLO (11/12/22)
	18	vs Missouri Western (11/06/22)
FOULS	23	vs Missouri Western (11/06/22)
	16	CSU PUEBLO (11/12/22)

## LCU - TEAM GAME LOWS

POINTS	64	vs Mo. Southern St. (11/05/22)
	73	at Southwestern Okla. (11/21/22)
	76	CSU PUEBLO (11/12/22)
	85	COLO. CHRISTIAN (11/11/22)
FIELD GOALS MADE	22	vs Missouri Western (11/06/22)
	24	CSU PUEBLO (11/12/22)
FIELD GOAL ATTEMPTS	47	CSU PUEBLO (11/12/22)
	57	vs Mo. Southern St. (11/05/22)
FIELD GOAL PERCENTAGE	.386 (22-57)	vs Mo. Southern St. (11/05/22)
	.441 (26-59)	COLO. CHRISTIAN (11/11/22)
3 PT FIELD GOALS MADE	3	vs Mo. Southern St. (11/05/22)
	5	vs Missouri Western (11/06/22)
3 PT FG ATTEMPTS	9	at Southwestern Okla. (11/21/22)
	10	vs Mo. Southern St. (11/05/22)
3 PT FG PERCENTAGE	.263 (5-19)	at Southwestern Okla. (11/21/22)
	.333 (3-9)	vs Mo. Southern St. (11/05/22)
FREE THROWS MADE	8	at Southwestern Okla. (11/21/22)
	17	vs Mo. Southern St. (11/05/22)
FREE THROW ATTEMPTS	14	at Southwestern Okla. (11/21/22)
	23	vs Mo. Southern St. (11/05/22)
FREE THROW PERCENTAGE	.571 (8-14)	at Southwestern Okla. (11/21/22)
	.733 (22-30)	CSU PUEBLO (11/12/22)
REBOUNDS	38	COLO. CHRISTIAN (11/11/22)
	39	vs Missouri Western (11/06/22)
	39	CSU PUEBLO (11/12/22)
ASSISTS	11	vs Missouri Western (11/06/22)
	13	vs Mo. Southern St. (11/05/22)
STEALS	4	vs Mo. Southern St. (11/05/22)
	4	at Southwestern Okla. (11/21/22)
BLOCKED SHOTS	3	CSU PUEBLO (11/12/22)
	4	vs Mo. Southern St. (11/05/22)
	4	vs Missouri Western (11/06/22)
TURNOVERS	14	vs Mo. Southern St. (11/05/22)
	14	COLO. CHRISTIAN (11/11/22)
FOULS	11	at Southwestern Okla. (11/21/22)
	13	COLO. CHRISTIAN (11/11/22)

## LCU OPPONENT - TEAM GAME HIGHS

POINTS	101	vs Missouri Western (11/06/22)
	67	at Southwestern Okla. (11/21/22)
	65	vs Mo. Southern St. (11/05/22)
	64	COLO. CHRISTIAN (11/11/22)
	58	CSU PUEBLO (11/12/22)
FIELD GOALS MADE	36	vs Missouri Western (11/06/22)
	26	at Southwestern Okla. (11/21/22)
FIELD GOAL ATTEMPTS	76	vs Mo. Southern St. (11/05/22)
	75	vs Missouri Western (11/06/22)
FIELD GOAL PERCENTAGE	.480 (36-75)	vs Missouri Western (11/06/22)
	.377 (26-69)	at Southwestern Okla. (11/21/22)
3 PT FIELD GOALS MADE	9	at Southwestern Okla. (11/21/22)
	9	vs Missouri Western (11/06/22)
3 PT FG ATTEMPTS	28	vs Missouri Western (11/06/22)
	27	vs Mo. Southern St. (11/05/22)
3 PT FG PERCENTAGE	.346 (9-26)	at Southwestern Okla. (11/21/22)
	.321 (9-28)	vs Missouri Western (11/06/22)
FREE THROWS MADE	20	vs Missouri Western (11/06/22)
	13	CSU PUEBLO (11/12/22)
FREE THROW ATTEMPTS	26	vs Missouri Western (11/06/22)
	17	CSU PUEBLO (11/12/22)
FREE THROW PERCENTAGE	.833 (10-12)	vs Mo. Southern St. (11/05/22)
	.769 (20-26)	vs Missouri Western (11/06/22)
REBOUNDS	46	vs Mo. Southern St. (11/05/22)
	45	COLO. CHRISTIAN (11/11/22)
ASSISTS	16	at Southwestern Okla. (11/21/22)
	15	vs Missouri Western (11/06/22)
	15	vs Mo. Southern St. (11/05/22)
STEALS	14	COLO. CHRISTIAN (11/11/22)
	11	CSU PUEBLO (11/12/22)
	11	vs Missouri Western (11/06/22)
BLOCKED SHOTS	5	COLO. CHRISTIAN (11/11/22)
	4	vs Missouri Western (11/06/22)
	4	vs Mo. Southern St. (11/05/22)
TURNOVERS	22	COLO. CHRISTIAN (11/11/22)
	16	CSU PUEBLO (11/12/22)
FOULS	26	vs Missouri Western (11/06/22)
	23	CSU PUEBLO (11/12/22)

## LCU OPPONENT - TEAM GAME LOWS

POINTS	58	CSU PUEBLO (11/12/22)
	64	COLO. CHRISTIAN (11/11/22)
	65	vs Mo. Southern St. (11/05/22)
	67	at Southwestern Okla. (11/21/22)
	101	vs Missouri Western (11/06/22)
FIELD GOALS MADE	19	CSU PUEBLO (11/12/22)
	25	vs Mo. Southern St. (11/05/22)
	25	COLO. CHRISTIAN (11/11/22)
FIELD GOAL ATTEMPTS	55	CSU PUEBLO (11/12/22)
	69	at Southwestern Okla. (11/21/22)
FIELD GOAL PERCENTAGE	.329 (25-76)	vs Mo. Southern St. (11/05/22)
	.345 (19-55)	CSU PUEBLO (11/12/22)
3 PT FIELD GOALS MADE	5	vs Mo. Southern St. (11/05/22)
	5	COLO. CHRISTIAN (11/11/22)
3 PT FG ATTEMPTS	25	COLO. CHRISTIAN (11/11/22)
	26	CSU PUEBLO (11/12/22)
	26	at Southwestern Okla. (11/21/22)
3 PT FG PERCENTAGE	.185 (5-27)	vs Mo. Southern St. (11/05/22)
	.200 (5-25)	COLO. CHRISTIAN (11/11/22)
FREE THROWS MADE	6	at Southwestern Okla. (11/21/22)
	9	COLO. CHRISTIAN (11/11/22)
FREE THROW ATTEMPTS	8	at Southwestern Okla. (11/21/22)
	12	vs Mo. Southern St. (11/05/22)
	12	COLO. CHRISTIAN (11/11/22)
FREE THROW PERCENTAGE	.750 (6-8)	at Southwestern Okla. (11/21/22)
	.750 (9-12)	COLO. CHRISTIAN (11/11/22)
REBOUNDS	27	CSU PUEBLO (11/12/22)
	32	vs Missouri Western (11/06/22)
ASSISTS	8	COLO. CHRISTIAN (11/11/22)
	10	CSU PUEBLO (11/12/22)
STEALS	5	vs Mo. Southern St. (11/05/22)
	8	at Southwestern Okla. (11/21/22)
BLOCKED SHOTS	1	at Southwestern Okla. (11/21/22)
	3	CSU PUEBLO (11/12/22)
TURNOVERS	8	vs Mo. Southern St. (11/05/22)
	8	at Southwestern Okla. (11/21/22)
FOULS	16	at Southwestern Okla. (11/21/22)
	20	vs Mo. Southern St. (11/05/22)

## CAREER STATISTICS

## BOSTWICK, Carli

				Field Goals		3-Point		F-Throws		Rebounds									Scoring	
SEASON	TEAM	GP-GS	MIN/AVG	FG-FGA	FG%	3FG-3FGA	3FG%	FT-FTA	FT%	OFF	DEF	TOT	AVG	PF-FO	A	TO	BLK	STL	PTS	AVG
2021-22	LCU	14-0	69/4.9	6-14	.429	1-5	.200	9-11	.818	0	6	6	0.4	3-0	2	6	0	2	22	1.6
TOTAL		14-0	69/4.9	6-14	.429	1-5	.200	9-11	.818	0	6	6	0.4	3-0	2	6	0	2	22	1.6

## Single Game Highs

Statistic	Value	
Points	6	vs St. Edward's 01/20/22
Rebounds	2	vs Western N.M. 02/24/22
Assists	1	vs Ark.-Fort Smith 01/06/22, vs St. Mary's (TX) 01/22/22
Steals	1	at Hawaii Pacific 11/26/21, vs Daemen 11/20/21
FG Made	1	6 times
FG Attempts	3	vs Minn.-Crookston 11/25/21
3FG Made	1	vs Ark.-Fort Smith 01/06/22
3FG Attempts	1	5 times
FT Made	4	vs St. Edward's 01/20/22
FT Attempts	4	vs St. Edward's 01/20/22

## COX, Whitney

				Field Goals		3-Point		F-Throws		Rebounds									Scoring	
SEASON	TEAM	GP-GS	MIN/AVG	FG-FGA	FG%	3FG-3FGA	3FG%	FT-FTA	FT%	OFF	DEF	TOT	AVG	PF-FO	A	TO	BLK	STL	PTS	AVG
2019-20	LCU	15-0	107/7.1	8-32	.250	0-5	.000	5-8	.625	5	21	26	1.7	13-0	3	3	9	3	21	1.4
2020-21	LCU	18-0	161/9.0	14-43	.326	0-1	.000	5-13	.385	4	35	39	2.2	18-0	6	8	13	6	33	1.8
2021-22	LCU	31-0	188/6.0	20-51	.392	0-1	.000	12-22	.545	9	28	37	1.2	28-0	14	16	10	7	52	1.7
2022-23	LCU	5-5	93/18.6	21-37	.568	0-0	.000	2-4	.500	4	23	27	5.4	12-1	5	2	3	3	44	8.8
TOTAL		69-5	549/8.0	63-163	.387	0-7	.000	24-47	.511	22	107	129	1.9	71-1	28	29	35	19	150	2.2

## Single Game Highs

Statistic	Value	
Points	14	at Southwestern Okla. 11/21/22
Rebounds	11	vs Missouri Western 11/06/22
Assists	2	at Western N.M. 12/11/21, vs Midwestern St. 02/03/22, vs Texas Woman's 02/05/22
Steals	2	vs Western N.M. 02/11/21, vs Tex. A&M-Commerce 03/12/22, vs CSU Pueblo 11/12/22
Blocks	3	vs Tex. A&M Int'l 01/23/21, vs St. Mary's (TX) 12/11/20, vs Angelo St. 01/16/21
FG Made	7	at Southwestern Okla. 11/21/22
FG Attempts	11	vs Missouri Western 11/06/22
3FG Attempts	1	7 times
FT Made	4	at Western N.M. 12/11/21
FT Attempts	4	4 times



**FOSTER, Grace**

				Field Goals		3-Point		F-Throws		Rebounds										Scoring	
SEASON	TEAM	GP-GS	MIN/AVG	FG-FGA	FG%	3FG-3FGA	3FG%	FT-FTA	FT%	OFF	DEF	TOT	AVG	PF-FO	A	TO	BLK	STL	PTS	AVG	
2021-22	LCU	35-0	549/15.7	95-189	.503	23-70	.329	46-57	.807	29	85	114	3.3	57-1	25	41	28	11	259	7.4	
2022-23	LCU	5-5	168/33.5	36-74	.486	11-19	.579	24-25	.960	12	42	54	10.8	11-0	12	12	5	2	107	21.4	
TOTAL		40-5	716/17.9	131-263	.498	34-89	.382	70-82	.854	41	127	168	4.2	68-1	37	53	33	13	366	9.2	

**Single Game Highs**

Statistic	Value	
Points	36	vs Missouri Western 11/06/22
Rebounds	16	at Southwestern Okla. 11/21/22
Assists	6	at Southwestern Okla. 11/21/22
Steals	2	vs Okla. Christian 01/31/22
Blocks	6	at Tex. A&M-Commerce 01/13/22
FG Made	13	vs Missouri Western 11/06/22
FG Attempts	20	vs Mo. Southern St. 11/05/22, vs Missouri Western 11/06/22
3FG Made	4	vs Missouri Western 11/06/22
3FG Attempts	7	at Tex. A&M-Commerce 01/13/22
FT Made	8	vs CSU Pueblo 11/12/22
FT Attempts	8	vs CSU Pueblo 11/12/22

**HAASE, Rachel**

				Field Goals		3-Point		F-Throws		Rebounds										Scoring	
SEASON	TEAM	GP-GS	MIN/AVG	FG-FGA	FG%	3FG-3FGA	3FG%	FT-FTA	FT%	OFF	DEF	TOT	AVG	PF-FO	A	TO	BLK	STL	PTS	AVG	
2021-22	LCU	7-0	29/4.1	1-5	.200	1-2	.500	0-0	.000	0	1	1	0.1	2-0	2	3	0	0	3	0.4	
2022-23	LCU	3-0	48/16.1	7-18	.389	7-15	.467	2-4	.500	4	2	6	2.0	1-0	3	5	1	0	23	7.7	
TOTAL		10-0	77/7.7	8-23	.348	8-17	.471	2-4	.500	4	3	7	0.7	3-0	5	8	1	0	26	2.6	

**Single Game Highs**

Statistic	Value	
Points	10	vs Colo. Christian 11/11/22
Rebounds	4	vs CSU Pueblo 11/12/22
Assists	1	5 times
Blocks	1	at Southwestern Okla. 11/21/22
FG Made	3	at Southwestern Okla. 11/21/22, vs Colo. Christian 11/11/22
FG Attempts	8	at Southwestern Okla. 11/21/22, vs Colo. Christian 11/11/22
3FG Made	3	at Southwestern Okla. 11/21/22, vs Colo. Christian 11/11/22
3FG Attempts	7	at Southwestern Okla. 11/21/22
FT Made	1	vs CSU Pueblo 11/12/22, vs Colo. Christian 11/11/22
FT Attempts	2	vs CSU Pueblo 11/12/22, vs Colo. Christian 11/11/22

**JOHNSON, Deja**

				Field Goals		3-Point		F-Throws		Rebounds									Scoring	
SEASON	TEAM	GP-GS	MIN/AVG	FG-FGA	FG%	3FG-3FGA	3FG%	FT-FTA	FT%	OFF	DEF	TOT	AVG	PF-FO	A	TO	BLK	STL	PTS	AVG
2022-23	LCU	1-0	7/7.1	0-1	.000	0-1	.000	4-4	1.000	1	0	1	1.0	0-0	0	0	0	1	4	4.0
TOTAL		1-0	7/7.1	0-1	.000	0-1	.000	4-4	1.000	1	0	1	1.0	0-0	0	0	0	1	4	4.0

**Single Game Highs**

Statistic	Value	
Points	4	vs Colo. Christian 11/11/22
Rebounds	1	vs Colo. Christian 11/11/22
Steals	1	vs Colo. Christian 11/11/22
FG Attempts	1	vs Colo. Christian 11/11/22
3FG Attempts	1	vs Colo. Christian 11/11/22
FT Made	4	vs Colo. Christian 11/11/22
FT Attempts	4	vs Colo. Christian 11/11/22

**JOHNSON, Tia**

JOHNSON, Ha

				Field Goals		3-Point		F-Throws		Rebounds									Scoring	
SEASON	TEAM	GP-GS	MIN/AVG	FG-FGA	FG%	3FG-3FGA	3FG%	FT-FTA	FT%	OFF	DEF	TOT	AVG	PF-FO	A	TO	BLK	STL	PTS	AVG
2022-23	LCU	2-0	9/4.6	0-2	.000	0-1	.000	0-0	.000	1	3	4	2.0	0-0	1	2	0	1	0	0.0
TOTAL		2-0	9/4.6	0-2	.000	0-1	.000	0-0	.000	1	3	4	2.0	0-0	1	2	0	1	0	0.0

**Single Game Highs**

Statistic	Value	
Rebounds	3	vs Colo. Christian 11/11/22
Assists	1	vs Mo. Southern St. 11/05/22
Steals	1	vs Colo. Christian 11/11/22
FG Attempts	2	vs Colo. Christian 11/11/22
3FG Attempts	1	vs Colo. Christian 11/11/22

**MADDOX, Maci**

				Field Goals		3-Point		F-Throws		Rebounds										Scoring	
SEASON	TEAM	GP-GS	MIN/AVG	FG-FGA	FG%	3FG-3FGA	3FG%	FT-FTA	FT%	OFF	DEF	TOT	AVG	PF-FO	A	TO	BLK	STL	PTS	AVG	
2020-21	LCU	15-0	98/6.6	13-25	.520	3-8	.375	3-3	1.000	3	6	9	0.6	5-0	8	7	0	13	32	2.1	
2021-22	LCU	31-0	356/11.5	26-63	.413	10-21	.476	7-7	1.000	2	12	14	0.5	10-0	21	17	1	16	69	2.2	
2022-23	LCU	5-5	183/36.6	21-48	.438	4-13	.308	7-11	.636	1	16	17	3.4	9-0	25	20	0	14	53	10.6	
TOTAL		51-5	637/12.5	60-136	.441	17-42	.405	17-21	.810	6	34	40	0.8	24-0	54	44	1	43	154	3.0	

**Single Game Highs**

Statistic	Value	
Points	14	vs CSU Pueblo 11/12/22, vs Colo. Christian 11/11/22
Rebounds	7	at Southwestern Okla. 11/21/22
Assists	7	at Southwestern Okla. 11/21/22
Steals	4	at UT Tyler 01/03/21, vs Missouri Western 11/06/22
Blocks	1	vs West Tex. A&M 03/05/22
FG Made	6	vs Colo. Christian 11/11/22
FG Attempts	12	vs Missouri Western 11/06/22
3FG Made	3	at Cameron 02/12/22
3FG Attempts	4	vs Missouri Western 11/06/22, at Southwestern Okla. 11/21/22
FT Made	3	vs Tex. A&M Int'l 01/23/21, vs CSU Pueblo 11/12/22
FT Attempts	5	vs CSU Pueblo 11/12/22

**MCCOY, Martie**

				Field Goals		3-Point		F-Throws		Rebounds									Scoring	
SEASON	TEAM	GP-GS	MIN/AVG	FG-FGA	FG%	3FG-3FGA	3FG%	FT-FTA	FT%	OFF	DEF	TOT	AVG	PF-FO	A	TO	BLK	STL	PTS	AVG
2022-23	LCU	5-0	60/12.0	3-9	.333	1-2	.500	3-4	.750	2	11	13	2.6	10-0	0	4	1	0	10	2.0
TOTAL		5-0	60/12.0	3-9	.333	1-2	.500	3-4	.750	2	11	13	2.6	10-0	0	4	1	0	10	2.0

**Single Game Highs**

Statistic	Value	
Points	5	vs Colo. Christian 11/11/22
Rebounds	7	vs Missouri Western 11/06/22
Blocks	1	at Southwestern Okla. 11/21/22
FG Made	2	vs Colo. Christian 11/11/22
FG Attempts	4	vs Missouri Western 11/06/22, vs Colo. Christian 11/11/22
3FG Made	1	vs Colo. Christian 11/11/22
3FG Attempts	2	vs Colo. Christian 11/11/22
FT Made	3	vs Missouri Western 11/06/22
FT Attempts	4	vs Missouri Western 11/06/22

**LUBBOCK CHRISTIAN UNIVERSITY WOMEN'S BASKETBALL GAME NOTES**
**ROBERTSON, Audrey**

				Field Goals		3-Point		F-Throws		Rebounds									Scoring	
SEASON	TEAM	GP-GS	MIN/AVG	FG-FGA	FG%	3FG-3FGA	3FG%	FT-FTA	FT%	OFF	DEF	TOT	AVG	PF-FO	A	TO	BLK	STL	PTS	AVG
2020-21	LCU	20-0	177/8.9	12-33	.364	3-14	.214	7-9	.778	17	7	24	1.2	14-0	11	12	0	9	34	1.7
2021-22	LCU	35-3	577/16.5	52-126	.413	9-37	.243	39-53	.736	20	25	45	1.3	49-0	35	27	6	25	152	4.3
2022-23	LCU	5-5	167/33.3	18-41	.439	0-6	.000	23-27	.852	9	18	27	5.4	5-0	19	17	2	8	59	11.8
<b>TOTAL</b>		<b>60-8</b>	<b>920/15.3</b>	<b>82-200</b>	<b>.410</b>	<b>12-57</b>	<b>.211</b>	<b>69-89</b>	<b>.775</b>	<b>46</b>	<b>50</b>	<b>96</b>	<b>1.6</b>	<b>68-0</b>	<b>65</b>	<b>56</b>	<b>8</b>	<b>42</b>	<b>245</b>	<b>4.1</b>

**Single Game Highs**

Statistic	Value	
Points	15	vs Missouri Western 11/06/22
Rebounds	10	vs Mo. Southern St. 11/05/22
Assists	6	at UT Tyler 01/02/21, vs Colo. Christian 11/11/22
Steals	4	vs Colo. Christian 11/11/22
Blocks	2	at Southwestern Okla. 11/21/22
FG Made	5	at Tex. Permian Basin 01/29/22, vs CSU Pueblo 11/12/22
FG Attempts	9	4 times
3FG Made	2	vs Eastern N.M. 02/22/22
3FG Attempts	4	vs Eastern N.M. 02/22/22
FT Made	8	vs Ark.-Fort Smith 03/01/22
FT Attempts	10	vs Ark.-Fort Smith 03/01/22

**SCHUMANN, Reese**

				Field Goals		3-Point		F-Throws		Rebounds									Scoring	
SEASON	TEAM	GP-GS	MIN/AVG	FG-FGA	FG%	3FG-3FGA	3FG%	FT-FTA	FT%	OFF	DEF	TOT	AVG	PF-FO	A	TO	BLK	STL	PTS	AVG
2021-22	LCU	12-0	64/5.4	5-12	.417	0-0	.000	3-6	.500	9	13	22	1.8	9-0	0	3	2	0	13	1.1
2022-23	LCU	5-0	83/16.7	12-20	.600	0-0	.000	8-14	.571	9	14	23	4.6	10-0	0	8	10	3	32	6.4
<b>TOTAL</b>		<b>17-0</b>	<b>148/8.7</b>	<b>17-32</b>	<b>.531</b>	<b>0-0</b>	<b>.000</b>	<b>11-20</b>	<b>.550</b>	<b>18</b>	<b>27</b>	<b>45</b>	<b>2.6</b>	<b>19-0</b>	<b>0</b>	<b>11</b>	<b>12</b>	<b>3</b>	<b>45</b>	<b>2.6</b>

**Single Game Highs**

Statistic	Value	
Points	10	vs Mo. Southern St. 11/05/22
Rebounds	6	vs Mo. Southern St. 11/05/22, vs CSU Pueblo 11/12/22, at Southwestern Okla. 11/21/22
Steals	2	vs Colo. Christian 11/11/22
Blocks	5	vs Colo. Christian 11/11/22
FG Made	4	vs Mo. Southern St. 11/05/22
FG Attempts	6	vs Mo. Southern St. 11/05/22
FT Made	2	5 times
FT Attempts	5	vs Mo. Southern St. 11/05/22

**SPURGIN, Audrey**

				Field Goals		3-Point		F-Throws		Rebounds									Scoring	
SEASON	TEAM	GP-GS	MIN/AVG	FG-FGA	FG%	3FG-3FGA	3FG%	FT-FTA	FT%	OFF	DEF	TOT	AVG	PF-FO	A	TO	BLK	STL	PTS	AVG
2021-22	LCU	14-0	67/4.8	4-17	.235	0-0	.000	10-15	.667	1	13	14	1.0	14-0	0	9	1	2	18	1.3
2022-23	LCU	4-0	21/5.4	3-6	.500	0-0	.000	4-8	.500	1	2	3	0.8	5-0	1	1	0	0	10	2.5
<b>TOTAL</b>		<b>18-0</b>	<b>88/4.9</b>	<b>7-23</b>	<b>.304</b>	<b>0-0</b>	<b>.000</b>	<b>14-23</b>	<b>.609</b>	<b>2</b>	<b>15</b>	<b>17</b>	<b>0.9</b>	<b>19-0</b>	<b>1</b>	<b>10</b>	<b>1</b>	<b>2</b>	<b>28</b>	<b>1.6</b>

**Single Game Highs**

Statistic	Value	
Points	7	vs Ark.-Fort Smith 01/06/22
Rebounds	3	vs Minn.-Crookston 11/25/21, vs Ark.-Fort Smith 01/06/22, vs St. Mary's (TX) 01/22/22
Assists	1	vs CSU Pueblo 11/12/22
Steals	2	vs Minn.-Crookston 11/25/21
Blocks	1	vs Minn.-Crookston 11/25/21
FG Made	1	7 times
FG Attempts	4	vs St. Mary's (TX) 01/22/22
FT Made	5	vs Ark.-Fort Smith 01/06/22
FT Attempts	6	vs Ark.-Fort Smith 01/06/22



**STOVAL, Shaylee**

				Field Goals		3-Point		F-Throws		Rebounds									Scoring	
SEASON	TEAM	GP-GS	MIN/AVG	FG-FGA	FG%	3FG-3FGA	3FG%	FT-FTA	FT%	OFF	DEF	TOT	AVG	PF-FO	A	TO	BLK	STL	PTS	AVG
2020-21	LCU	16-0	86/5.4	4-15	.267	3-10	.300	4-4	1.000	1	4	5	0.3	5-0	11	4	0	1	15	0.9
2021-22	LCU	27-1	193/7.2	12-28	.429	9-16	.563	8-10	.800	2	14	16	0.6	15-0	6	7	0	8	41	1.5
2022-23	LCU	5-5	137/27.5	7-20	.350	3-11	.273	19-24	.792	2	3	5	1.0	6-0	7	6	0	2	36	7.2
TOTAL		48-6	417/8.7	23-63	.365	15-37	.405	31-38	.816	5	21	26	0.5	26-0	24	17	0	11	92	1.9

**Single Game Highs**

Statistic	Value	
Points	14	vs Mo. Southern St. 11/05/22
Rebounds	2	5 times
Assists	2	5 times
Steals	2	vs Okla. Christian 01/31/22
FG Made	2	6 times
FG Attempts	8	vs Colo. Christian 11/11/22
3FG Made	2	at Western N.M. 12/11/21, vs St. Mary's (TX) 01/22/22
3FG Attempts	5	vs Colo. Christian 11/11/22
FT Made	9	vs Mo. Southern St. 11/05/22
FT Attempts	10	vs Mo. Southern St. 11/05/22

**THOMAS, Taylor**

				Field Goals		3-Point		F-Throws		Rebounds										Scoring	
SEASON	TEAM	GP-GS	MIN/AVG	FG-FGA	FG%	3FG-3FGA	3FG%	FT-FTA	FT%	OFF	DEF	TOT	AVG	PF-FO	A	TO	BLK	STL	PTS	AVG	
2022-23	LCU	5-0	48/9.6	5-12	.417	0-1	.000	6-7	.857	0	6	6	1.2	8-0	2	4	1	2	16	3.2	
TOTAL		5-0	48/9.6	5-12	.417	0-1	.000	6-7	.857	0	6	6	1.2	8-0	2	4	1	2	16	3.2	

**Single Game Highs**

Statistic	Value	
Points	6	vs Colo. Christian 11/11/22
Rebounds	2	vs CSU Pueblo 11/12/22
Assists	1	vs Mo. Southern St. 11/05/22, vs Colo. Christian 11/11/22
Steals	1	vs Mo. Southern St. 11/05/22, vs Colo. Christian 11/11/22
Blocks	1	vs Mo. Southern St. 11/05/22
FG Made	2	vs Missouri Western 11/06/22
FG Attempts	5	vs Colo. Christian 11/11/22
3FG Attempts	1	vs Colo. Christian 11/11/22
FT Made	4	vs Colo. Christian 11/11/22
FT Attempts	4	vs Colo. Christian 11/11/22

# LUBBOCK CHRISTIAN UNIVERSITY WOMEN'S BASKETBALL GAME NOTES

Lubbock Christian vs Mo. Southern St.  
11/05/22 3:30 pm at Kansas City, MO

## Lubbock Christian 64 • 0-1,0-0 Lone Sta

#	Player		Total		3-Ptr		Rebounds			PF	TP	A	TO	Blk	Stl	Min
			FG-FGA	FG-FGA	FT-FTA	Off	Def	Tot								
00	Grace Foster	f	7-20	2-4	0-0	2	9	11	2	16	2	2	1	0	0	35
34	Whitney Cox	f	3-7	0-0	0-0	2	4	6	1	6	1	0	0	0	0	16
02	Maci Maddox	g	3-7	0-1	2-2	0	4	4	2	8	3	1	0	2	40	
03	Audrey Robertson	g	2-9	0-1	3-4	2	8	10	0	7	4	6	0	0	33	
15	Shaylee Stovall	g	2-4	1-3	9-10	1	1	2	2	14	1	0	0	1	30	
12	Taylor Thomas	g	0-2	0-0	1-2	0	1	1	1	1	1	2	1	1	13	
23	Martie McCoy	g	0-0	0-0	0-0	0	1	1	3	0	0	0	0	0	7	
30	Audrey Spurgin	g	1-2	0-0	0-0	0	0	0	1	2	0	0	0	0	5	
31	Tia Johnson	g	0-0	0-0	0-0	1	0	1	0	0	1	1	0	0	3	
40	Reese Schumann	g	4-6	0-0	2-5	3	3	6	2	10	0	2	2	0	18	
Team						2	2	4								
Totals			22-57	3-9	17-23	13	33	46	14	64	13	14	4	4	200	

1st FG: 6-15		2nd: 5-13		3rd: 4-12		4th: 7-17		Game: 22-57		Deadball	
3pt: 0-0		3pt: 0-3		3pt: 0-0		3pt: 0-0		3pt: 3-9		Rebounds	
FT: 6-6		FT: 4-4		FT: 5-5		FT: 2-4		FT: 17-23		1	
100.0%		100.0%		50.0%		50.0%		73.9%			

1st - FG %: 6-15 40.0% 2nd: 5-13 38.5% 3rd: 4-12 33.3% 4th: 7-17 41.2% Game: 22-57 38.6% Deadball  
3FG %: 0-1 0.0% 2-7 28.6% 2-4 50.0% 3-9 33.3% 17-23 73.9%  
FT %: 6-6 100.0% 4-4 100.0% 5-9 55.6% 2-4 50.0%

## Mo. Southern St. 65 • 1-0,0-0 Mid-Amer

#	Player		Total		3-Ptr		Rebounds			PF	TP	A	TO	Blk	Stl	Min
			FG-FGA	FG-FGA	FT-FTA	Off	Def	Tot								
05	Layne Skiles	f	2-7	1-5	1-1	3	4	7	3	6	1	0	1	0	28	
31	Madi Stokes	c	5-12	0-0	2-2	5	8	13	1	12	0	1	2	0	24	
01	Kryslyn Jones	g	4-8	2-5	0-0	2	2	4	2	10	1	3	0	1	28	
10	Kaitlin Hunnicutt	g	3-6	1-3	0-0	2	2	4	1	7	1	1	0	0	30	
21	Lacy Stokes	g	6-22	1-8	6-7	1	1	2	3	19	8	0	0	3	35	
02	Hailey Grant		0-2	0-0	0-0	0	2	2	2	0	0	0	0	0	6	
04	Mia Topping		0-1	0-1	0-0	0	0	0	1	0	0	1	0	0	5	
20	Cameron Call		0-2	0-2	0-0	2	2	4	2	0	2	2	0	1	16	
25	Amaya Johns		4-14	0-3	0-0	0	2	2	2	8	0	0	0	0	16	
34	Mira Khan		1-2	0-0	1-2	3	4	7	3	3	2	0	1	0	12	
Team						1	0	1								
Totals				25-76	5-27	10-12	19	27	46	20	65	15	8	4	5	200
1st - FG %:			4-20	20.0%	2nd: 11-19	57.9%	3rd: 6-18	33.3%	4th: 1-19	21.1%	Game: 25-76		32.9%	Deadball		
3FG %:			1-10	10.0%	2-7	28.6%	2-7	28.6%	0-3	0.0%	Game: 5-27		18.5%	Rebounds		
FT %:			2-4	50.0%	0-0	0.0%	4-4	100.0%	4-4	100.0%	Game: 10-12		83.3%	1		

1st - FG %: 4-20 20.0% 2nd: 11-19 57.9% 3rd: 6-18 33.3% 4th: 4-19 21.1% Game: 25-76 32.9% Deadball  
3FG %: 1-10 10.0% 2-7 28.6% 2-4 50.0% 3-9 33.3% 10-12 83.3%  
FT %: 2-4 50.0% 0-0 0.0% 4-4 100.0%

Officials: Drew Roberts, Leah Lanie, Ty Bills

Technical fouls: Lubbock Christian-None. Mo. Southern St.-None.

Attendance: 205

2022-23 Women's Basketball. Round: 0. Lubbock Christian vs Mo. Southern St.. P

Score by periods	1st	2nd	3rd	4th	Total
Lubbock Christian	18	15	15	16	64
Mo. Southern St.	11	24	18	12	65

Points	In	Off	2nd	Fast	Bench
LCU	30	10	15	4	13
MSSU	34	18	16	8	11

Last FG - LCU 4th-03:18, MSSU 4th-00:31.

Largest lead - LCU by 7 1st-00:23, MSSU by 7 4th-09:51.

LCU led for 13:43, MSSU led for 19:16. Game was tied for 07:01.

Score tied - 13 times.  
Lead changed - 11 times.

Missouri Western vs Lubbock Christian  
11/06/22 5:30 pm at

## Missouri Western 101 • 1-0,0-0 Mid-Amer

#	Player		Total		3-Ptr		Rebounds			PF	TP	A TO Blk Stl			Min	
			FG-FGA	FG-FGA	FT-FTA	Off	Def	Tot	A			TO	Blk	Stl		
25	Mary Fultz	f	3-5	0-0	3-3	1	1	2	1	9	0	0	2	0	21	
01	Camille Evans	g	2-5	0-1	2-2	2	1	3	2	6	6	3	0	1	29	
10	Connie Clarke	g	12-19	2-2	8-10	3	9	12	4	34	4	3	0	5	31	
23	Brianna Budgetts	g	4-9	1-6	3-4	0	3	3	1	12	0	2	0	3	24	
40	Jordan Cunningham	g	2-8	0-2	0-1	0	2	2	5	4	0	0	0	0	29	
02	Johnni Gonzalez		0-0	0-0	0-0	0	0	0	2	0	1	3	0	0	12	
03	Meredith Rieker		0-1	0-1	0-0	0	0	0	2	0	0	0	0	0	3	
05	Kadyn Cobb		0-1	0-1	0-0	0	0	0	1	0	0	0	0	0	3	
12	Cleao Murray		5-12	4-11	1-2	1	4	5	4	15	2	1	1	1	37	
22	Abby Bala		3-6	1-2	3-4	2	1	3	3	10	2	0	0	1	21	
31	Trinity Knapp		5-9	1-2	0-0	0	1	1	1	11	0	1	1	0	14	
44	Kassandra Caron		0-0	0-0	0-0	0	0	0	0	0	0	0	0	0	1	
Team						1	0	1								
Totals				36-75	9-28	20-26	10	22	32	26	101	15	13	4	11	225
1st - FG %			9-17	52.9%	2nd: 6-19	31.6%	3rd: 9-17	52.9%	4th: 8-14	57.1%	Game: 36-75			48.0%	Deadball	
3FG %			3-7	42.9%	2nd: 2-10	20.0%	3rd: 3-13	23.1%	4th: 1-3	33.3%	9-20			32.1%	4.2	
FT %			1-2	50.0%	3-4	75.0%	2-5	46.7%	4-4	100.0%	20-26			76.9%		

1st - FG %: 9-17 52.9% 2nd: 6-19 31.6% 3rd: 9-17 52.9% 4th: 8-14 57.1% Game: 36-75 48.0% Deadball  
3FG %: 3-7 42.9% 2-10 20.0% 2-5 40.0% 1-3 33.3% 9-28 32.1%  
FT %: 1-2 50.0% 3-4 75.0% 4-6 66.7% 4-4 100.0% 20-26 76.9%

## Lubbock Christian 96 • 0-2,0-0 Lone Sta

#	Player		Total			3-Ptr			Rebounds			PF	TP	A TO Blk Stl				Min
			FG	FGA	FG-FGA	FT	FTA	Off	Def	Tot	A			TO	Blk	Stl		
00	Grace Foster	f	13-20	4-6	6-6	1	5	6	4	36	1	1	3	1	41			
34	Whitney Cox	f	5-11	0-0	2-2	1	10	11	5	12	1	1	1	1	28			
02	Maci Maddox	g	5-12	1-4	2-2	0	2	2	4	13	6	10	0	4	39			
03	Audrey Robertson	g	4-8	0-1	7-8	3	2	5	2	15	2	1	0	2	40			
15	Shaylee Stovall	g	0-2	0-0	6-8	0	1	1	2	6	1	1	0	0	34			
12	Taylor Thomas		2-2	0-0	1-1	0	1	1	2	5	0	1	0	0	10			
23	Martie McCoy		0-4	0-0	3-4	1	6	7	3	3	0	1	0	0	20			
40	Reese Schumann		2-4	0-0	2-2	1	0	1	1	6	0	1	0	0	13			
Team						1	4	5										
Totals				31-63	5-11	29-33	8	31	39	23	96	11	18	4	8	225		

1st	FG	5-14	35.7%	2nd	6-13	46.2%	3rd	11-15	73.3%	4th	6-14	42.9%	Game	31-63	49.2%	Deadball
	3FG	0-2	0.0%		1-3	33.3%		1-1	100.0%		3-4	75.0%		5-11	45.5%	Rebounds
	FT	5-5	100.0%		5-6	83.3%		7-8	87.5%		6-6	100.0%		29-33	87.9%	4

1st - FG %: 5-14 35.7% 2nd: 6-13 46.2% 3rd: 11-15 73.3% 4th: 6-14 42.9% Game: 31-63 49.2% Deadball  
3FG %: 0-2 0.0% 1-3 33.3% 1-1 100.0% 3-4 75.0% 5-11 45.5%  
FT %: 5-5 100.0% 5-6 83.3% 7-8 87.5% 6-6 100.0% 29-33 87.9%

Officials: Jeremy McHugh, Allyn Richardson, Michelle Kramer

Technical fouls: Missouri Western-None. Lubbock Christian-None.

Attendance: 113

2022-23 Women's Basketball. Round: 0. Lubbock Christian vs Missouri Western. P

Score by periods	1st	2nd	3rd	4th	OT	Total
Missouri Western	22	17	24	21	17	101
Lubbock Christian	15	18	30	21	12	96

Points	In	Off	2nd	Fast	Bench
MWSU	48	21	13	26	36
LCU	44	18	12	8	14

Last FG - MWSU OT-00:33, LCU OT-00:17.

Largest lead - MWSU by 10 3rd-09:18, LCU by 4 4th-02:34.

MWSU led for 31:34, LCU led for 07:12. Game was tied for 06:14.

Score tied - 10 times.  
Lead changed - 12 times.

Colo. Christian vs Lubbock Christian  
11/11/22 6:00 pm at Lubbock, TX

## Colo. Christian 64 • 0-1,0-0 RMAC

#	Player		Total			3-Ptr			Rebounds			PF	TP	A TO Blk Stl				Min
			FG-FGA	FG-FGA	FT-FTA	Off	Def	Tot	Off	Def	Tot			A	TO	Blk	Stl	
05	Regan Loconte	f	3-10	1-5	0-0	0	3	3	7	0	4	0	2	18				
10	Agnes Paul	f	1-6	0-1	6-8	7	5	12	4	8	0	4	1	0	22			
11	Dasiya Jones	f	1-5	0-0	1-2	1	0	1	2	3	0	2	0	4	24			
21	Maggie Hutka	f	4-7	1-3	0-0	1	2	3	2	9	2	2	0	1	23			
01	Nicole Bowlin	g	2-5	0-2	1-1	0	3	3	2	5	1	3	0	0	18			
02	Victoria Perez		1-4	1-3	0-0	1	0	1	0	3	0	1	0	1	11			
20	Makenna Bodette		3-9	1-3	0-0	2	5	7	3	7	2	2	1	0	24			
23	Aleksandra Clayton		1-5	1-3	0-0	0	3	3	0	3	0	1	1	0	5			
24	Mia Guest		1-5	0-4	0-0	0	2	2	0	2	1	0	0	1	12			
32	Mykaela Moore		5-6	0-0	1-1	2	2	4	2	11	0	1	1	1	17			
33	India Cole		1-1	0-0	0-0	0	1	1	2	2	1	1	1	3	11			
34	Christen Curry		2-8	0-1	0-0	3	0	3	2	4	1	0	0	1	15			
Team						1	1	2										
Totals			25-71	5-25	9-12	18	27	45	22	64	8	22	5	14	200			
1st - FG: 9-20 45.0%      2nd: 6-23 26.1%      3rd: 7-15 46.7%      4th: 3-13 23.1%      5th: 25-71 35.2%      Deadball																		
1st - FT: 2-8 25.0%      0-5 0.0%      2-5 40.0%      0-0 0.0%      0-0 0.0%      0-0 0.0%      Rebounds																		
FT %: 0-0 0.0%      1-1 100.0%      2-3 66.7%      6-8 75.0%      6-25 24.0%      9-10 90.0%																		

1st - FG %: 9-20 45.0% 2nd: 6-23 26.1% 3rd: 7-15 46.7% 4th: 3-13 23.1% Game: 25-71 35.2% Deadball  
3FG %: 2-8 25.0% 1-5 20.0% 2-5 40.0% 1-7 14.3% 5-25 20.0%  
FT %: 0-0 0.0% 0-1 0.0% 2-3 66.7% 6-8 75.0% 9-12 75.0%

## Lubbock Christian 85 • 1-2,0-0 Lone Sta

#	Player	Total	
---	--------	-------	--

# LUBBOCK CHRISTIAN UNIVERSITY WOMEN'S BASKETBALL GAME NOTES

Lubbock Christian vs Southwestern Okla.  
11/21/22 5:30 pm at Weatherford, OK

Lubbock Christian 73 • 3-2,0-0 Lone Sta

#	Player		Total		3-Ptr	Rebounds			PF	TP	A	TO	Blk	Stl	Min
			FG-FGA	FG-FGA	FT-FTA	Off	Def	Tot							
00	Grace Foster	f	8-15	2-3	4-5	5	11	16	1	22	6	2	1	0	36
34	Whitney Cox	f	7-9	0-0	0-0	1	4	5	0	14	1	0	0	0	21
02	Maci Maddox	g	2-10	0-4	0-2	1	6	7	3	4	7	5	0	2	36
03	Audrey Robertson	g	4-9	0-3	3-3	1	5	6	1	11	5	4	2	1	35
15	Shaylee Stovall	g	1-3	0-2	1-3	0	0	0	1	3	1	3	0	0	27
04	Rachel Haase		3-8	3-7	0-0	0	0	0	0	9	1	0	1	0	14
12	Taylor Thomas		1-1	0-0	0-0	0	1	1	1	2	0	0	0	0	5
23	Martie McCoy		1-1	0-0	0-0	1	1	2	1	2	0	1	1	0	7
30	Audrey Spurgin		0-1	0-0	0-0	0	0	0	0	0	0	0	0	0	2
40	Reese Schumann		3-5	0-0	0-1	3	3	6	3	6	0	1	2	1	17
	Team					0	2	2							
Totals			30-62	5-19	8-14	12	33	45	11	73	21	16	7	4	200
1st - FG %:		5-12	41.7%	2nd: 9-14	64.3%	3rd: 8-19	42.1%	4th: 8-17	47.1%	Game: 30-62	48.4%	Deadball			
3FG %:		1-5	20.0%	1-2	50.0%	1-7	14.3%	2-5	40.0%	5-19	26.3%	Rebounds			
FT %:		3-3	100.0%	3-5	60.0%	2-3	66.7%	0-3	0.0%	8-14	57.1%	1,1			

Southwestern Okla. 67 • 0-4,0-0 GAC

#	Player	Total			3-Ptr	Rebounds					PF	TP	A	TO	Blk	Stl	Min
		FG-FGA	FG-FGA	FT-FTA	Off	Def	Tot										
12	Shamica Smith	f	6-13	1-5	0-0	2	4	6	1	13	0	1	0	3	29		
02	Morgan Smith	g	7-11	2-2	2-2	1	3	4	1	18	3	0	0	1	38		
05	Averi Zinn	g	4-15	0-6	2-2	0	3	3	3	10	6	1	0	0	37		
21	Layni Zinn	g	0-8	0-1	0-0	0	2	2	1	0	0	0	1	0	23		
23	Macy Gore	g	0-6	0-3	1-2	1	3	4	3	1	5	1	0	0	18		
01	Fayth Laughlin		0-2	0-0	0-0	1	0	1	2	0	1	0	0	2	18		
10	Adysen Wilson		6-9	6-8	0-0	0	4	4	2	18	1	0	0	2	24		
11	Carson Dillard		0-0	0-0	0-0	0	0	0	0	0	0	0	0	0	1		
24	Jamaya Johnson		3-5	0-1	1-2	1	4	5	3	7	0	4	0	0	12		
	Team					3	1	4				1					
Totals			26-69	9-26	6-8	9	24	33	16	67	16	8	1	8	200		
1st	FG %:	7-19	36.8%	2nd:	10-22	45.5%	3rd:	4-13	30.8%	4th:	5-15	33.3%	Game:	26-69	37.7%	Deadball	
	3FG %:	4-8	50.0%		5-10	50.0%		0-3	0.0%		0-5	0.0%		9-26	34.6%	Rebounds	
	FT %:	0-0	0.0%		0-0	0.0%		1-2	50.0%		5-6	83.3%		6-8	75.0%	2,1	

Officials:

Technical fouls: Lubbock Christian-None. Southwestern Okla.-None.

Attendance: 374

2022-23 Women's Basketball. Round: 0. Lubbock Christian vs Southwestern Okla..

Score by periods	1st	2nd	3rd	4th	Total
Lubbock Christian	14	22	19	18	73
Southwestern Okla.	18	25	9	15	67

Points	In	Off	2nd	Fast
LCU	36	7	12	11
SWOSU	24	15	15	6
				25

Last FG - LCU 4th-01:07, SWOSU 4th-00:19.

Largest lead - LCU by 12 4th-05:48, SWOSU by 11 2nd-06:37.

LCU led for 16:10, SWOSU led for 21:45. Game was tied for 02:02.

Score tied - 2 times.  
Lead changed - 5 times.





2022-23 Lubbock Christian Women's Basketball  
Individual Game-by-Game  
All games

Page 1/12  
as of Nov 27, 2022

#0 FOSTER, Grace

Opponent	Date	GS	MIN	Total		3-Pointers		Free throws		Rebounds				PF	A	TO	BLK	STL	PTS	AVG
				FG-FGA	PCT	3FG-3FGA	PCT	FT-FTA	PCT	OFF	DEF	TOT	AVG							
vs Mo. Southern St.	11/05/2022	*	34:41	7-20	.350	2-4	.500	0-0	.000	2	9	11	11.0	2	2	2	1	0	16	16.0
vs Missouri Western	11/06/2022	*	42:01	13-20	.650	4-6	.667	6-6	1.000	1	5	6	8.5	4	1	1	3	1	36	26.0
Colo. Christian	11/11/2022	*	23:50	1-4	.250	0-1	.000	6-6	1.000	1	9	10	9.0	0	0	1	0	0	8	20.0
CSU Pueblo	11/12/2022	*	31:06	7-15	.467	3-5	.600	8-8	1.000	3	8	11	9.5	4	3	6	0	1	25	21.3
at Southwestern Okla.	11/21/2022	*	36:05	8-15	.533	2-3	.667	4-5	.800	5	11	16	10.8	1	6	2	1	0	22	21.4
Totals		5	167:42	36-74	.486	11-19	.579	24-25	.960	12	42	54	10.8	11	12	12	5	2	107	21.4

Player Averages

Games Played	Minutes/ game	Points/ game	FG Pct	3FG Pct	FT Pct	Rebounds/ game	Assists/ game	Turnovers/ game	Assist/Turnover ratio	Steals/ game	Blocks/ game
5	33.5	21.4	48.6	57.9	96.0	10.8	2.4	2.4	1.0	0.4	1.0



2022-23 Lubbock Christian Women's Basketball  
Individual Game-by-Game  
All games

Page 2/12  
as of Nov 27, 2022

#2 MADDUX, Maci

Opponent	Date	GS	MIN	Total		3-Pointers		Free throws		Rebounds				PF	A	TO	BLK	STL	PTS	AVG
				FG-FGA	PCT	3FG-3FGA	PCT	FT-FTA	PCT	OFF	DEF	TOT	AVG							
vs Mo. Southern St.	11/05/2022	*	40:00	3-7	.429	0-1	.000	2-2	1.000	0	4	4	4.0	2	3	1	0	2	8	8.0
vs Missouri Western	11/06/2022	*	39:13	5-12	.417	1-4	.250	2-2	1.000	0	2	2	3.0	4	6	10	0	4	13	10.5
Colo. Christian	11/11/2022	*	30:53	6-11	.545	2-2	1.000	0-0	.000	0	3	3	3.0	0	5	1	0	3	14	11.7
CSU Pueblo	11/12/2022	*	36:57	5-8	.625	1-2	.500	3-5	.600	0	1	1	2.5	0	4	3	0	3	14	12.3
at Southwestern Okla.	11/21/2022	*	35:57	2-10	.200	0-4	.000	0-2	.000	1	6	7	3.4	3	7	5	0	2	4	10.6
Totals		5	183:01	21-48	.438	4-13	.308	7-11	.636	1	16	17	3.4	9	25	20	0	14	53	10.6

Player Averages

Games Played	Minutes/ game	Points/ game	FG Pct	3FG Pct	FT Pct	Rebounds/ game	Assists/ game	Turnovers/ game	Assist/Turnover ratio	Steals/ game	Blocks/ game
5	36.6	10.6	43.8	30.8	63.6	3.4	5.0	4.0	1.3	2.8	0.0



2022-23 Lubbock Christian Women's Basketball  
Individual Game-by-Game  
All games

Page 3/12  
as of Nov 27, 2022

#3 ROBERTSON, Audrey

Opponent	Date	GS	MIN	Total		3-Pointers		Free throws		Rebounds				PF	A	TO	BLK	STL	PTS	AVG
				FG-FGA	PCT	3FG-3FGA	PCT	FT-FTA	PCT	OFF	DEF	TOT	AVG							
vs Mo. Southern St.	11/05/2022	*	33:30	2-9	.222	0-1	.000	3-4	.750	2	8	10	10.0	0	4	6	0	0	7	7.0
vs Missouri Western	11/06/2022	*	39:58	4-8	.500	0-1	.000	7-8	.875	3	2	5	7.5	2	2	1	0	2	15	11.0
Colo. Christian	11/11/2022	*	24:58	3-6	.500	0-1	.000	6-7	.857	3	0	3	6.0	1	6	3	0	4	12	11.3
CSU Pueblo	11/12/2022	*	33:11	5-9	.556	0-0	.000	4-5	.800	0	3	3	5.3	1	2	3	0	1	14	12.0
at Southwestern Okla.	11/21/2022	*	35:03	4-9	.444	0-3	.000	3-3	1.000	1	5	6	5.4	1	5	4	2	1	11	11.8
Totals		5	166:40	18-41	.439	0-6	.000	23-27	.852	9	18	27	5.4	5	19	17	2	8	59	11.8

Player Averages

Games Played	Minutes/game	Points/game	FG Pct	3FG Pct	FT Pct	Rebounds/game	Assists/game	Turnovers/game	Assist/Turnover ratio	Steals/game	Blocks/game
5	33.3	11.8	43.9	0.0	85.2	5.4	3.8	3.4	1.1	1.6	0.4



2022-23 Lubbock Christian Women's Basketball  
Individual Game-by-Game  
All games

Page 4/12  
as of Nov 27, 2022

#4 HAASE, Rachel

Opponent	Date	GS	MIN	Total		3-Pointers		Free throws		Rebounds											
				FG-FGA	PCT	3FG-3FGA	PCT	FT-FTA	PCT	OFF	DEF	TOT	AVG	PF	A	TO	BLK	STL	PTS	AVG	
Colo. Christian	11/11/2022		19:42	3-8	.375	3-6	.500	1-2	.500	0	2	2	2.0	1	1	3	0	0	10	10.0	
CSU Pueblo	11/12/2022		15:14	1-2	.500	1-2	.500	1-2	.500	4	0	4	3.0	0	1	2	0	0	4	7.0	
at Southwestern Okla.	11/21/2022		13:22	3-8	.375	3-7	.429	0-0	.000	0	0	0	2.0	0	1	0	1	0	9	7.7	
Totals		0	48:18	7-18	.389	7-15	.467	2-4	.500	4	2	6	2.0	1	3	5	1	0	23	7.7	

Player Averages

Games Played	Minutes/game	Points/game	FG Pct	3FG Pct	FT Pct	Rebounds/game	Assists/game	Turnovers/game	Assist/Turnover ratio	Steals/game	Blocks/game
3	16.1	7.7	38.9	46.7	50.0	2.0	1.0	1.7	0.6	0.0	0.3



2022-23 Lubbock Christian Women's Basketball  
Individual Game-by-Game  
All games

Page 5/12  
as of Nov 27, 2022

#12 THOMAS, Taylor

Opponent	Date	GS	MIN	Total		3-Pointers		Free throws		Rebounds				PF	A	TO	BLK	STL	PTS	AVG
				FG-FGA	PCT	3FG-3FGA	PCT	FT-FTA	PCT	OFF	DEF	TOT	AVG							
vs Mo. Southern St.	11/05/2022		13:01	0-2	.000	0-0	.000	1-2	.500	0	1	1	1.0	1	1	2	1	1	1	1.0
vs Missouri Western	11/06/2022		08:34	2-2	1.000	0-0	.000	1-1	1.000	0	1	1	1.0	2	0	1	0	0	5	3.0
Colo. Christian	11/11/2022		12:05	1-5	.200	0-1	.000	4-4	1.000	0	1	1	1.0	3	1	0	0	1	6	4.0
CSU Pueblo	11/12/2022		09:14	1-2	.500	0-0	.000	0-0	.000	0	2	2	1.3	1	0	1	0	0	2	3.5
at Southwestern Okla.	11/21/2022		05:17	1-1	1.000	0-0	.000	0-0	.000	0	1	1	1.2	1	0	0	0	0	2	3.2
<b>Totals</b>		<b>0</b>	<b>48:11</b>	<b>5-12</b>	<b>.417</b>	<b>0-1</b>	<b>.000</b>	<b>6-7</b>	<b>.857</b>	<b>0</b>	<b>6</b>	<b>6</b>	<b>1.2</b>	<b>8</b>	<b>2</b>	<b>4</b>	<b>1</b>	<b>2</b>	<b>16</b>	<b>3.2</b>

Player Averages

Games Played	Minutes/game	Points/game	FG Pct	3FG Pct	FT Pct	Rebounds/game	Assists/game	Turnovers/game	Assist/Turnover ratio	Steals/game	Blocks/game
5	9.6	3.2	41.7	0.0	85.7	1.2	0.4	0.8	0.5	0.4	0.2





2022-23 Lubbock Christian Women's Basketball  
Individual Game-by-Game  
All games

Page 6/12  
as of Nov 27, 2022

#15 STOVALL, Shaylee

Opponent	Date	GS	MIN	Total		3-Pointers		Free throws		Rebounds				PF	A	TO	BLK	STL	PTS	AVG
				FG-FGA	PCT	3FG-3FGA	PCT	FT-FTA	PCT	OFF	DEF	TOT	AVG							
vs Mo. Southern St.	11/05/2022	*	30:19	2-4	.500	1-3	.333	9-10	.900	1	1	2	2.0	2	1	0	0	1	14	14.0
vs Missouri Western	11/06/2022	*	33:15	0-2	.000	0-0	.000	6-8	.750	0	1	1	1.5	2	1	1	0	0	6	10.0
Colo. Christian	11/11/2022	*	19:59	2-8	.250	1-5	.200	0-0	.000	1	0	1	1.3	1	2	2	0	1	5	8.3
CSU Pueblo	11/12/2022	*	25:57	2-3	.667	1-1	1.000	3-3	1.000	0	1	1	1.3	0	2	0	0	0	8	8.3
at Southwestern Okla.	11/21/2022	*	27:54	1-3	.333	0-2	.000	1-3	.333	0	0	0	1.0	1	1	3	0	0	3	7.2
<b>Totals</b>		<b>5</b>	<b>137:23</b>	<b>7-20</b>	<b>.350</b>	<b>3-11</b>	<b>.273</b>	<b>19-24</b>	<b>.792</b>	<b>2</b>	<b>3</b>	<b>5</b>	<b>1.0</b>	<b>6</b>	<b>7</b>	<b>6</b>	<b>0</b>	<b>2</b>	<b>36</b>	<b>7.2</b>

Player Averages

Games Played	Minutes/game	Points/game	FG Pct	3FG Pct	FT Pct	Rebounds/game	Assists/game	Turnovers/game	Assist/Turnover ratio	Steals/game	Blocks/game
5	27.5	7.2	35.0	27.3	79.2	1.0	1.4	1.2	1.2	0.4	0.0



2022-23 Lubbock Christian Women's Basketball  
Individual Game-by-Game  
All games

Page 7/12  
as of Nov 27, 2022

#23 MCCOY, Martie

Opponent	Date	GS	MIN	Total		3-Pointers		Free throws		Rebounds				PF	A	TO	BLK	STL	PTS	AVG
				FG-FGA	PCT	3FG-3FGA	PCT	FT-FTA	PCT	OFF	DEF	TOT	AVG							
vs Mo. Southern St.	11/05/2022		06:04	0-0	.000	0-0	.000	0-0	.000	0	1	1	1.0	3	0	0	0	0	0	0.0
vs Missouri Western	11/06/2022		21:03	0-4	.000	0-0	.000	3-4	.750	1	6	7	4.0	3	0	1	0	0	3	1.5
Colo. Christian	11/11/2022		15:29	2-4	.500	1-2	.500	0-0	.000	0	1	1	3.0	0	0	1	0	0	5	2.7
CSU Pueblo	11/12/2022		10:29	0-0	.000	0-0	.000	0-0	.000	0	2	2	2.8	3	0	1	0	0	0	2.0
at Southwestern Okla.	11/21/2022		06:44	1-1	1.000	0-0	.000	0-0	.000	1	1	2	2.6	1	0	1	1	0	2	2.0
<b>Totals</b>		<b>0</b>	<b>59:49</b>	<b>3-9</b>	<b>.333</b>	<b>1-2</b>	<b>.500</b>	<b>3-4</b>	<b>.750</b>	<b>2</b>	<b>11</b>	<b>13</b>	<b>2.6</b>	<b>10</b>	<b>0</b>	<b>4</b>	<b>1</b>	<b>0</b>	<b>10</b>	<b>2.0</b>

Player Averages

Games Played	Minutes/game	Points/game	FG Pct	3FG Pct	FT Pct	Rebounds/game	Assists/game	Turnovers/game	Assist/Turnover ratio	Steals/game	Blocks/game
5	12.0	2.0	33.3	50.0	75.0	2.6	0.0	0.8	0.0	0.0	0.2



2022-23 Lubbock Christian Women's Basketball  
Individual Game-by-Game  
All games

Page 8/12  
as of Nov 27, 2022

#30 SPURGIN, Audrey

Opponent	Date	GS	MIN	Total		3-Pointers		Free throws		Rebounds				PF	A	TO	BLK	STL	PTS	AVG
				FG-FGA	PCT	3FG-3FGA	PCT	FT-FTA	PCT	OFF	DEF	TOT	AVG							
vs Mo. Southern St.	11/05/2022		05:12	1-2	.500	0-0	.000	0-0	.000	0	0	0	0.0	1	0	0	0	0	2	2.0
Colo. Christian	11/11/2022		10:04	1-2	.500	0-0	.000	3-5	.600	1	1	2	1.0	3	0	0	0	0	5	3.5
CSU Pueblo	11/12/2022		04:39	1-1	1.000	0-0	.000	1-3	.333	0	1	1	1.0	1	1	1	0	0	3	3.3
at Southwestern Okla.	11/21/2022		01:34	0-1	.000	0-0	.000	0-0	.000	0	0	0	0.8	0	0	0	0	0	0	2.5
Totals		0	21:29	3-6	.500	0-0	.000	4-8	.500	1	2	3	0.8	5	1	1	0	0	10	2.5

Player Averages

Games Played	Minutes/game	Points/game	FG Pct	3FG Pct	FT Pct	Rebounds/game	Assists/game	Turnovers/game	Assist/Turnover ratio	Steals/game	Blocks/game
4	5.4	2.5	50.0	0.0	50.0	0.8	0.3	0.3	1.0	0.0	0.0



2022-23 Lubbock Christian Women's Basketball  
Individual Game-by-Game  
All games

Page 9/12  
as of Nov 27, 2022

#31 JOHNSON, Tia

Opponent	Date	GS	MIN	Total		3-Pointers		Free throws		Rebounds											
				FG-FGA	PCT	3FG-3FGA	PCT	FT-FTA	PCT	OFF	DEF	TOT	AVG	PF	A	TO	BLK	STL	PTS	AVG	
vs Mo. Southern St.	11/05/2022		03:05	0-0	.000	0-0	.000	0-0	.000	1	0	1	1.0	0	1	1	0	0	0	0.0	
Colo. Christian	11/11/2022		06:01	0-2	.000	0-1	.000	0-0	.000	0	3	3	2.0	0	0	1	0	1	0	0.0	
Totals		0	09:06	0-2	.000	0-1	.000	0-0	.000	1	3	4	2.0	0	1	2	0	1	0	0.0	

Player Averages

Games Played	Minutes/game	Points/game	FG Pct	3FG Pct	FT Pct	Rebounds/game	Assists/game	Turnovers/game	Assist/Turnover ratio	Steals/game	Blocks/game
2	4.6	0.0	0.0	0.0	0.0	2.0	0.5	1.0	0.5	0.5	0.0



2022-23 Lubbock Christian Women's Basketball  
Individual Game-by-Game  
All games

Page 10/12  
as of Nov 27, 2022

#33 JOHNSON, Deja

Opponent	Date	GS		MIN		Total		3-Pointers		Free throws		Rebounds							
						FG-FGA	PCT	3FG-3FGA	PCT	FT-FTA	PCT	OFF	DEF	TOT	AVG	PF	A	TO	BLK
Colo. Christian	11/11/2022			07:03		0-1	.000	0-1	.000	4-4	1.000	1	0	1	1.0	0	0	0	0
Totals		0		07:03		0-1	.000	0-1	.000	4-4	1.000	1	0	1	1.0	0	0	0	0

Player Averages

Games Played	Minutes/game	Points/game	FG Pct	3FG Pct	FT Pct	Rebounds/game	Assists/game	Turnovers/game	Assist/Turnover ratio	Steals/game	Blocks/game
1	7.1	4.0	0.0	0.0	100.0	1.0	0.0	0.0	0.0	1.0	0.0





2022-23 Lubbock Christian Women's Basketball  
Individual Game-by-Game  
All games

Page 11/12  
as of Nov 27, 2022

#34 COX, Whitney

Opponent	Date	GS	MIN	Total		3-Pointers		Free throws		Rebounds				PF	A	TO	BLK	STL	PTS	AVG
				FG-FGA	PCT	3FG-3FGA	PCT	FT-FTA	PCT	OFF	DEF	TOT	AVG							
vs Mo. Southern St.	11/05/2022	*	16:21	3-7	.429	0-0	.000	0-0	.000	2	4	6	6.0	1	1	0	0	0	6	6.0
vs Missouri Western	11/06/2022	*	28:07	5-11	.455	0-0	.000	2-2	1.000	1	10	11	8.5	5	1	1	1	1	12	9.0
Colo. Christian	11/11/2022	*	10:58	4-4	1.000	0-0	.000	0-2	.000	0	1	1	6.0	4	1	0	0	0	8	8.7
CSU Pueblo	11/12/2022	*	17:13	2-6	.333	0-0	.000	0-0	.000	0	4	4	5.5	2	1	1	2	2	4	7.5
at Southwestern Okla.	11/21/2022	*	20:23	7-9	.778	0-0	.000	0-0	.000	1	4	5	5.4	0	1	0	0	0	14	8.8
Totals		5	93:02	21-37	.568	0-0	.000	2-4	.500	4	23	27	5.4	12	5	2	3	3	44	8.8

Player Averages

Games Played	Minutes/game	Points/game	FG Pct	3FG Pct	FT Pct	Rebounds/game	Assists/game	Turnovers/game	Assist/Turnover ratio	Steals/game	Blocks/game
5	18.6	8.8	56.8	0.0	50.0	5.4	1.0	0.4	2.5	0.6	0.6



2022-23 Lubbock Christian Women's Basketball  
Individual Game-by-Game  
All games

Page 12/12  
as of Nov 27, 2022

#40 SCHUMANN, Reese

Opponent	Date	GS	MIN	Total		3-Pointers		Free throws		Rebounds				PF	A	TO	BLK	STL	PTS	AVG
				FG-FGA	PCT	3FG-3FGA	PCT	FT-FTA	PCT	OFF	DEF	TOT	AVG							
vs Mo. Southern St.	11/05/2022		17:47	4-6	.667	0-0	.000	2-5	.400	3	3	6	6.0	2	0	2	2	0	10	10.0
vs Missouri Western	11/06/2022		12:49	2-4	.500	0-0	.000	2-2	1.000	1	0	1	3.5	1	0	1	0	0	6	8.0
Colo. Christian	11/11/2022		18:58	3-4	.750	0-0	.000	2-2	1.000	1	3	4	3.7	0	0	2	5	2	8	8.0
CSU Pueblo	11/12/2022		15:59	0-1	.000	0-0	.000	2-4	.500	1	5	6	4.3	4	0	2	1	0	2	6.5
at Southwestern Okla.	11/21/2022		17:43	3-5	.600	0-0	.000	0-1	.000	3	3	6	4.6	3	0	1	2	1	6	6.4
<b>Totals</b>		<b>0</b>	<b>83:16</b>	<b>12-20</b>	<b>.600</b>	<b>0-0</b>	<b>.000</b>	<b>8-14</b>	<b>.571</b>	<b>9</b>	<b>14</b>	<b>23</b>	<b>4.6</b>	<b>10</b>	<b>0</b>	<b>8</b>	<b>10</b>	<b>3</b>	<b>32</b>	<b>6.4</b>

Player Averages

Games Played	Minutes/game	Points/game	FG Pct	3FG Pct	FT Pct	Rebounds/game	Assists/game	Turnovers/game	Assist/Turnover ratio	Steals/game	Blocks/game
5	16.7	6.4	60.0	0.0	57.1	4.6	0.0	1.6	0.0	0.6	2.0

## OPPONENT BREAKDOWN

### Colorado Western (1-3, 0-0)



Location: Gunnison, Colo.  
Enrollment: 3,353  
Head Coach: Adam Jacobson  
Assistant Coach: Carra Jackson

## ALL-TIME MEETINGS

Date	Winner	Score
11/27/93	LCU (N1)	71-47
11/22/03	LCU (A)	83-66

A - road team won  
H - home team won  
N1 - Zia Classic (Portales, N.M.)

## ROSTER

#	NAME	CL	POS	HT	Hometown / High School (Previous School)
0	Alyza Aikins	So.	G	5-7	Surrey, BC / AZ Compass Prep
1	Caileen Sienknecht	Sr.	G	5-7	Manitou Springs, Colo. / Manitou Springs HS
3	Emmery Wagstaff	5th	G	5-7	Evanston, Wyo. / Utah State-Eastern
4	Rachel Cockman	So.	F	6-2	Cantwell, Alaska / West Valley HS
5	Natalie Jojola	So.	G	5-6	Albuquerque, N.M. / Los Lunas HS
10	Billie Fiore	Fr.	G	5-7	Falcon, Colo. / Falcon HS
11	Anna Hefner	So.	F	5-11	Longmont, Colo. / Erie HS
13	Kylie Krise	Fr.	G	5-10	Briggsdale, Colo. / Briggsdale HS
14	Brooklyn Seymour	So.	F	5-9	Arvada, Colo. / Ralston Valley HS
15	Natalie Sumrok	Fr.	F	6-0	Tumwater, Wash. / Tumwater HS
20	Sam Gueller	Fr.	G / F	5-11	Hartford, Wis. / Slinger HS
21	Hayley Valencia	So.	F	6-0	Albuquerque, N.M. / Park University Gilbert
24	Olivia Miller	So.	F	5-10	Lakewood, Colo. / Lakewood HS
35	Mia Lozoya	So.	G / F	5-9	El Paso, Texas / Montwood HS

## TEAM STATISTICS

### Game Records

Record	Overall	Home	Away	Neutral
ALL GAMES	1-3	0-2	1-1	0-0
CONFERENCE	0-0	0-0	0-0	0-0
NON-CONFERENCE	1-3	0-2	1-1	0-0

### Score by Periods

Team	1st	2nd	3rd	4th	OT	TOT
Western Colo.	37	50	53	50	15	205
Opponents	59	54	57	51	9	230

### Team Box Score

No.	Player	Total					3-Point		F-Throw		Rebounds				PF				DQ				A				TO				BLK				STL				PTS				AVG																																																																																																																																																																																																																																																																																																																																																																																																																																																																																																																																																																																																																																																																																																																																																																																																																																																																																																																																																																																																																																																																																																																																																																																																																																																																																																									
		GP-GS	MIN	AVG	FG-FGA	FG%	3FG-3FGA	3FG%	FT-FTA	FT%	OFF	DEF	TOT	AVG	PF	DQ	A	TO	BLK	STL	PTS	AVG	GP-GS	MIN	AVG	FG-FGA	FG%	3FG-3FGA	3FG%	FT-FTA	FT%	OFF	DEF	TOT	AVG	PF	DQ	A	TO	BLK	STL	PTS	AVG																																																																																																																																																																																																																																																																																																																																																																																																																																																																																																																																																																																																																																																																																																																																																																																																																																																																																																																																																																																																																																																																																																																																																																																																																																																																																																									
3	WAGSTAFF, Emmery	4-4	153:09	38.3	21-80	.263	13-52	.250	9-10	.900	6	22	28	7.0	8	0	6	11	3	5	64	16.0																																																																																																																																																																																																																																																																																																																																																																																																																																																																																																																																																																																																																																																																																																																																																																																																																																																																																																																																																																																																																																																																																																																																																																																																																																																																																																																														</

## 2022-2023 RESULTS

Date	Opponent	Score
11/11/2022	Texas Woman's	L 55-57
11/12/2022	Angelo St.	L 51-66
11/19/2022	at Tex. A&M-Kingsville	Wot 62-56
11/26/2022	at Eastern N.M.	L 37-51

## SINGLE-SEASON RECORDS

## Points Scored:

657	Beth Capps	1996-97
574	Beth Capps	1995-96
562	Kelsey Canavan	2011-12
560	Jordan Hampton	2006-07
543	Olivia Robertson	2018-19

## Points Per Game Average:

22.7	Beth Capps	1996-97
20.0	Kechia Mason	1997-98
19.9	Burgundy Bass	1989-90
18.7	Nettie Gilbreath	1986-87

## Field Goals Attempted:

516	Tonya Ivie	1981-82
492	Beth Capps	1995-96
435	Darla Lynch	1980-81
429	Kelsey Canavan	2011-12
425	Beth Capps	1996-97

## Field Goals Made:

237	Beth Capps	1996-97
236	Kelsey Canavan	2011-12
217	Tonya Ivie	1981-82
210	Beth Capps	1995-96
202	Mamy N'Kolomoni	2000-01

## Field Goal Percentage (Min. 300 Att.):

.580	Nicole Hampton	2015-16
.561	Roberta Ross	1986-87
.558	Beth Capps	1996-97
.556	Tess Bruffey	2015-16
.554	Carol Hise	1990-91

## Assists:

221	Krista Lent	1990-91
211	Nicole Hampton	2015-16
197	Sierra Lovorn	2007-08
192	Nicole Hampton	2012-13
189	Krista Lent	1989-90

## Three Pointers Attempted:

240	Ashton Duncan	2021-22
216	Kelsey Hoppel	2015-16
203	Angie Taylor	1997-98
191	Ashton Duncan	2021-22
188	Sierra Lovorn	2007-08

## Three Pointers Made:

90	Kelsey Hoppel	2015-16
90	Ashton Duncan	2021-22
79	Ashton Duncan	2019-20
74	Kelsey Hoppel	2012-13
74	Jordan Hampton	2007-08
74	Angie Taylor	1997-98

## Three Point Percentage (Min. 100 Att.):

.517	Allie Schulte	2018-19
.497	Jordan Hampton	2007-08
.469	Kelsey Hoppel	2013-14
.466	Jordan Hampton	2006-07
.463	Bailey Haist	2014-15

## Steals:

115	Krista Lent	1990-91
107	Nicole Hampton	2015-16
105	Sherry Blackwell	1990-91
102	Tina Phillips	1991-92
99	Selestine Hurst	1996-97

## Free Throws Attempted:

228	Mamy N'Kolomoni	2001-02
212	Beth Capps	1996-97
211	Carolyn Manning	2007-08
201	Emily Pool (Atkins)	2010-11
197	Emily Pool (Atkins)	2011-12

## Free Throws Made:

177	Carolyn Manning	2007-08
166	Beth Capps	1996-97
157	Emily Pool (Atkins)	2011-12
156	Jordan Hampton	2006-07
153	Mamy N'Kolomoni	2001-02

## Free Throw Percentage (Min. 50 Att.):

.938	Kelsey Hoppel	2013-14
.924	Nicole Hampton	2011-12
.922	Caitlyn Cunyus	2017-18
.921	Nicole Hampton	2012-13
.913	Brittany Roberts (Hampton)	2011-12

## Blocked Shots:

129	Tess Bruffey	2017-18
113	Kellyn Schneider	2014-15
108	Tess Bruffey	2016-17
91	Kellyn Schneider	2015-16
86	Tess Bruffey	2014-15

## Rebounds:

310	Nicole Hampton	2012-13
288	Kellyn Schneider	2014-15
282	Carolyn Manning	2007-08
281	Tess Bruffey	2017-18
278	Darla Lynch	1981-82

## Rebounds Per Game:

10.5	Laura Geurin	1983-84
10.3	Kellyn Schneider	2014-15
10.1	Nettie Gilbreath	1986-87
9.9	Darla Lynch	1981-82
9.2	Mamy N'Kolomoni	2000-01

## CAREER RECORDS

## Points Scored:

1,796	Nicole Hampton	2011-16
1,773	Beth Capps	1995-97
1,767	Jordan Hampton	2005-09
1,728	Tess Bruffey	2014-18
1,725	Emily Pool (Atkins)	2010-14

## Points Per Game Average:

17.1	Nettie Gilbreath	1985-87
16.1	Beth Capps	1993-97
15.8	Burgundy Bass	1987-90
15.4	Darla Lynch	1979-83

## Field Goals Attempted:

1,387	Darla Lynch	1979-83
1,352	Tess Bruffey	2014-18
1,316	Beth Capps	1993-97
1,278	Mamy N'Kolomoni	1998-02
1,213	Emily Pool (Atkins)	2010-14

## Field Goals Made:

640	Beth Capps	1993-97
631	Tess Bruffey	2014-18
628	Mamy N'Kolomoni	1998-02
590	Nicole Hampton	2011-16
588	Darla Lynch	1979-83

## Field Goal Percentage (Min. 700 Att.):

.585	Haley Fowler	416-711
.547	Kelsey Canavan	416-760
.540	Nicole Hampton	590-1093
.511	Robertta Ross	362-709
.510	Maddi Chitsey	503-987

## Assists:

659	Nicole Hampton	2011-16
633	Sierra Lovorn (Wilcox)	2005-09
439	Haley Burton	2010-15
421	Allie Schulte	2017-22
397	Brittany Roberts (Hampton)	2008-12

## Three Pointers Attempted:

708	Ashton Duncan	2017-->
672	Sierra Lovorn (Wilcox)	2005-09
646	Kelsey Hoppel	2011-16
560	Jordan Hampton	2005-09
559	Haley Burton	2010-15

## Three Pointers Made:

276	Ashton Duncan	2017--22
272	Kelsey Hoppel	2011-16
248	Jordan Hampton	2005-09
234	Sierra Lovorn (Wilcox)	2005-09
204	Haley Burton	2010-15

## Three Point Percentage (Min. 200 Att.):

.444	Allie Schulte	176-396
.443	Jordan Hampton	192-407
.421	Kelsey Hoppel	272-646
.407	Brittany Roberts (Hampton)	154-378
.407	Bailey Haist	148-364

## Steals:

330	Nicole Hampton	2011-16
320	Allie Schulte	2017-22
271	Sherry Brown	1979-83
235	Sherry Blackwell	1988-91
226	Tabitha Qubty-Sellers	2000-04

## Free Throws Attempted:

725	Emily Pool (Atkins)	2010-14
706	Mamy N'Kolomoni	1998-02
586	Beth Capps	1993-97
560	Nicole Hampton	2011-16
519	Jordan Hampton	2005-09

## Free Throws Made:

565	Emily Pool (Atkins)	2010-14
510	Nicole Hampton	2011-16
459	Brittany Roberts (Hampton)	2008-12
456	Mamy N'Kolomoni	1998-02
449	Jordan Hampton	2005-09

## Free Throw Percentage (Min. 100 Att.):

.911	Nicole Hampton	510-560
.874	Brittany Roberts (Hampton)	458-525
.873	Olivia Robertson	282-323
.865	Jordan Hampton	449-519
.848	Severyn Smith	224-264

## Blocked Shots:

396	Tess Bruffey	2014-18
204	Kellyn Schneider	2014-16
174	Suzanne Copeland	1988-92
149	Maddi Chitsey	2016-20
122	Candace Clenney	2002-06

## Rebounds:

1,053	Nicole Hampton	2011-16
911	Mamy N'Kolomoni	1998-02
845	Tess Bruffey	2014-18
838	Darla Lynch	1979-83
732	Carol Hise	1990-94

## Rebounds Per Game:

9.39	Nettie Gilbreath	1985-87
8.38	Darla Lynch	1979-83
8.10	Nicole Hampton	2011-16
8.09	Kellyn Schneider	2014-16
7.92	Sharon Marion	1984-86



## SINGLE GAME TEAM RECORDS

### Points Scored:

Lady Chaps: 125 vs Whittier College (12/28/94)  
 Opponents: 110 Panhandle State (2/11/93)  
 Individual: 38 Beth Capps (1/22/96)

### Field Goals Made:

Lady Chaps: 52 vs Whittier College (1/28/94)  
 Opponents: 44 Midwestern State (1/9/87)  
 Individual: 16 Nettie Gilbreath (1/10/87), Beth Capps (11/22/96 & 2/1/96)

### Field Goals Attempted:

Lady Chaps: 94 vs McMurry (2/26/82)  
 Opponents: 95 Bishop College (1/7/82)  
 Individual: 29 Beth Capps (2/1/96)

### Field Goal Percentage:

Lady Chaps: .692 (36-52) vs Eastern New Mexico (11/29/14)  
 Opponents: .714 Panhandle State (1/15/90)

### Three Pointers Made:

Lady Chaps: 18 vs Oklahoma Panhandle State (2/18/17)  
 Opponents: 16 Cameron (12/19/19)  
 Individual: 8 - Ashton Duncan & (1/22/22) & (12/11/20), Bailey Haist (1/2/17)

### Three Pointers Attempted:

Lady Chaps: 44 vs Oklahoma City (12/10/15)  
 Opponents: 41 Whittier College (12/28/94)  
 Individual: 19 Burgundy Bass (1/18/90)

### Three Pointer Percentage:

Lady Chaps: .667 (12-18) vs Western New Mexico (11/17/17)  
 Opponents: .700 (14-20) Southern Nazarene (1/31/08)

### Free Throws Made:

Lady Chaps: 40 vs Panhandle State (1/26/84)  
 Opponents: 38 St. Gregory's (2/2/02)  
 Individual: 15 Nicole Hampton (1/14/16)

### Free Throws Attempted:

Lady Chaps: 51 vs Panhandle State (2/11/93)  
 Opponents: 46 - 2 times  
 Individual: 17 Becky Hinojos (2/11/93), Mamy N'Kolomoni (3/1/02) and Nicole Hampton (1/14/16)

### Free Throw Percentage:

Lady Chaps: 1.000 (22-22) vs. Newman (2/15/18)  
 Opponents: 1.000 (21-21) St. Edward's (2/25/17)  
 Individual: 1.000 (14-14) Nicole Hampton (1/16/14)

### Rebounds:

Lady Chaps: 73 - 2 times (last: vs. Dallas Christian 12/31/09)  
 Opponents: 73 McMurry (1/23/82)  
 Individual: 20 Mamy N'Kolomoni (2/24/01)

### Assists:

Lady Chaps: 39 vs McMurry (1/17/89)  
 Opponents: 29 McMurry (1/11/88)  
 Individual: 13 Sierra Lovorn (2/10/07)

### Steals:

Lady Chaps: 38 vs McMurry (11/12/91)  
 Opponents: 27 St. Edwards (11/13/87)  
 Individual: 12 Tina Phillips (11/12/91)

### Blocks:

Lady Chaps: 17 vs. Okla. Panhandle St. (1/19/15)  
 vs. Hardin-Simmons (2/19/91)  
 Individual: 10 Tess Bruffey - 3 times (12/13/14, 11/26/16, 2/9/17)

### Turnovers:

Lady Chaps: 40 vs. McMurry (2/23/80)  
 Opponents: 41 Howard Payne (11/12/90)

## RIP GRIFFIN CENTER RECORDS

### Lady Chap Team Records

**Points:** 113 vs Northern New Mexico (11/7/09)  
**Field Goals:** 49 vs Dallas Christian (11/4/08)  
**Field Goals Att.:** 91 vs Huston-Tillotson (11/17/00)  
**Field Goal Pct.:** .692 vs Eastern New Mexico (36-52) (11/29/14)  
**3-Pointers:** 18 vs Oklahoma Panhandle State (2/18/17)  
**3-Pointers Att.:** 44 vs Oklahoma City (12/10/15)  
**3-Pointers Pct.:** .667 vs USAO (2/28/08)  
 .667 vs Texas - Permian Basin (2/21/15)  
 .667 vs. Western New Mexico (11/17/17)  
**Free Throws:** 35 vs Rogers State (1/19/12)  
**Free Throw Att.:** 44 vs Oklahoma Baptist (2/1/03)  
**Free Throw Pct.:** 1.000 vs Newman (22-22) (2/15/18)  
**Rebounds:** 62 vs Huston-Tillotson (11/17/00)  
**Assists:** 34 vs Dallas Christian (11/4/08)  
**Blocked Shots:** 14 vs Mid-America Christian (11/24/14)  
**Steals:** 26 vs National Christian (12/8/01)

### Lady Chap Individual Records

**Points:** 36 - Emily Pool (Atkins)  
 vs Northern New Mexico College (11/5/10)  
**Field Goals:** 13 - Mamy N'Kolomoni  
 vs Huston-Tillotson (11/17/00)  
**Field Goals Att.:** 22 - Cari Bigham vs UTPB  
**Field Goal Pct. (10 attempts):** .917 - Brittany Blackmon (11-12)  
 vs Univ. of the Southwest (11/10/08)  
**3-Pointers:** 8 - Ashton Duncan (twice)  
 vs St. Mary's (1/22/22) & (12/11/20)  
**3-Pointers Att.:** 13 - Ashton Duncan vs. St. Mary's (1/22/22)  
**3-Point Pct. (5 attempts):** 1.000 - Kelsey Hoppel (5-5) vs. Okla. Christian (2/8/14)  
 1.000 - Bailey Haist (5-5) vs. St. Edward's (2/19/15)  
**Free Throws:** 12 - 5 Times  
**Free Throws Att.:** 17 - Mamy N'Kolomoni  
 vs Southern Nazarene (3/1/02)  
**Free Throw Pct. (10 attempts):** 1.00 - Laynee Burr (12-12) vs. Midwestern St. (2/4/22)  
 1.00 - Tabitha Qubty-Sellers (10-10) vs Okla. Christian (1/18/01)  
 1.00 - Emily Pool (10-10) vs. Newman (11/23/13)  
 1.00 - Allie Schulte (10-10) vs. Daemen (11/20/21)  
**Rebounds:** 20 - Mamy N'Kolomoni  
 vs St. Gregory's (2/24/01)  
**Assists:** 13 - Sierra Lovorn  
 vs Oklahoma Baptist (2/10/07)  
**Blocked Shots:** 10 - Tess Bruffey  
 vs. St. Mary's (2/9/17)

RADIO / TV HEADSHOT ROSTER



**0 - GRACE FOSTER**  
So. | 6-1 | FW  
Childress, Texas



**2 - MACI MADDOX**  
Jr. | 5-7  
Lubbock, Texas



**3 - AUDREY ROBERTSON**  
Jr. | 5-8 | G  
Kerrville, Texas



**4 - RACHEL HAASE**  
So. | 5-8 | G  
Amarillo, Texas



**12 - TAYLOR THOMAS**  
Fr. | 5-9 | G  
Canyon, Texas



**15 - SHAYLEE STOVALL**  
Jr. | 5-6 | G  
Idalou, Texas



**20 - CARLI BOSTWICK**  
So. | 5-10 | FW/G  
Lubbock, Texas



**23 - MARTIE MCCOY**  
Sr. | 5-11 | FW/G  
Muenster, Texas



**30 - AUDREY SPURGIN**  
So. | 6-2 | P  
Fredericksburg, Texas



**31 - TIA JOHNSON**  
Fr. | 5-9 | FW/G  
Lubbock, Texas



**33 - DEJA JOHNSON**  
Fr. | 5-9 | FW/G  
Lubbock, Texas



**32 - WHITNEY COX**  
Sr. | 6-1 | FW  
Flower Mound, Texas



**40 - REESE SCHUMANN**  
So. | 6-1 | P  
Houston, Texas



**STEVE GOMEZ**  
Head Coach  
20th Season



**VIC SELF**  
Assistant Coach  
11th Season



**KAYCIE WILSON**  
Assistant Coach  
8th Season



**JULIO PACHECO**  
Volunteer Assistant Coach  
3rd Season



**SERENITY SEILER**  
Associate Athletic Trainer  
5th Season