



LUBBOCK CHRISTIAN UNIVERSITY

2022-23 WOMEN'S BASKETBALL GAME NOTES

MEMBERS OF THE LONE STAR CONFERENCE - SIX NCAA REGION TOURNAMENT APPEARANCES - 2015-16, 18-19 & 20-21 NCAA DIV. II CHAMPIONS

WOMEN'S BASKETBALL GAME NOTES March 2, 2023

LCU LADY CHAPARRALS

Location Lubbock, Texas
Founded 1957
Enrollment 2,000
Affiliation NCAA Div. II
Conference Lone Star
Nickname Lady Chaparrals "Lady Chaps"
Athletic Director Scott Larson
Sports Information Chris Due
Head Coach Steve Gomez
Career Record (year) 497-141 / 20th

2022-23 LADY CHAPS SCHEDULE

Date	Opponent	Result
Oct. 29	vs. SAGU (Exhibition)	W 91-57
Nov. 5	vs. No.6 Missouri Southern (k)	L 64-65
Nov. 6	vs. Missouri Western (k)	L 96-101 (ot)
Nov. 11	vs. Colorado Christian	W 85-64
Nov. 12	vs. Colorado State Pueblo	W 76-58
Nov. 21	at Southwestern Oklahoma State	W 73-67
Nov. 26	vs. Oklahoma City (Exhibition)	W 74-65
Nov. 27	vs. Western Colorado	W 51-38
Dec. 1	vs. Oklahoma Christian*	W 88-61
Dec. 3	vs. Arkansas Fort Smith*	W 76-49
Dec. 8	at Texas A&M International*	L 47-60
Dec. 10	at Texas A&M Kingsville*	W 76-61
Dec. 16	vs. No.13 Ga.Southwestern St. (x).	L 59-70
Dec. 17	vs. No.15 Montana St. Billings (x)	W 60-58
Dec. 30	vs. Cameron*	W 85-34
Jan. 1	vs. Midwestern State*	W 74-63
Jan. 5	at UT Permian Basin*	W 73-60
Jan. 7	at Angelo State*	L 51-53
Jan. 12	vs. Eastern New Mexico*	W 77-55
Jan. 14	vs. Western New Mexico*	W 67-50
Jan. 19	at UT Tyler*	L 57-69
Jan. 21	at No.7 Texas Womans*	L 69-75
Jan. 26	at Midwestern State*	W 61-37
Jan. 28	at Cameron*	W 68-56
Feb. 2	vs. No.14 Angelo State*	L 57-60
Feb. 4	vs. UT Permian Basin*	W 70-50
Feb. 9	at Western New Mexico*	W 54-40
Feb. 11	at Eastern New Mexico*	W 66-61
Feb. 16	vs. St. Mary's*	W 55-29
Feb. 18	vs. St. Edward's*	W 60-46
Feb. 23	at West Texas A&M*	W 71-60
Feb. 25	vs. West Texas A&M*	L 79-88 (ot)
Mar. 2	vs. (5) Texas A&M-Kingsville +	8:30 p.m.

* - Lone Star Conference Game Times are Central

k - D2CCA Tip-Off Classic (Kansas City, Mo.)
 x - Holiday Hoops Classic (Las Vegas, Nev.)
 + - Lone Star Conference Championships (Frisco, Texas)



FACEBOOK/LCUCAPS
 TWITTER: @LCUchaps
 INSTAGRAM: @LCUchaps
 YOUTUBE: #LCUathletics



vs. (5) TEXAS A&M-KINGSVILLE

Thur. Mar. 2 - 8:30 PM

LSC CHAMPIONSHIPS-QUARTERFINALS >> COMERICA CENTER (FRISCO, TEXAS)

LIVE SCORING: http://statb.us/v/lubb/459177	RADIO: CHAP RADIO 99.1 FM
WATCH ONLINE: http://www.lcuchaps.com/live	LISTEN ONLINE: https://bit.ly/3EpUm3A
TAMUK RECORD: 18-10, 15-7 (LONE STAR)	ALL-TIME SERIES: LCU LEADS 2-1
TAMUK: HOME 9-4, ROAD 9-4, NEUTRAL 0-2	LAST MEETING: 12/10/22 at TAMUK (W 76-61)
RANKINGS:	LAST WIN BY LCU: 12/10/21
No.9 S.C. REGION RANKINGS (NCAA)	LAST WIN BY TAMUK: 12/31/21

MARCH TO MADNESS BEGINS

The West Division Co-Champion Lubbock Christian University Lady Chaparrals head to the Lone Star Conference Championships at the No.4-seed and they open their LSC Championship play Thursday night at 8:30 p.m. facing No.5-seed Texas A&M-Kingsville. This season marks LCU's fourth season in the LSC and this is the first season in which the tournament is an eight-team field (it was 12 the prior three seasons), so all eight teams in the field play their first games of the championships in Frisco, Texas with quarterfinal action Thursday.

THE "IF'S"

IF LCU WINS: If the Lady Chaps defeat TAMUK, they will improve to 22-9 on the season and will advance to the tournament Semifinals game to face either No.1-seed Texas Woman's or No.8-seed St. Edward's Saturday at 2:30p.m. in Frisco.

IF LCU LOSES: If the Lady Chaps fall to the Javelinas, their record will drop to 21-10, they will be eliminated from the tournament and will await an at-large bid for the NCAA Division II South Central Region Tournament (eight-team tournament). The NCAA Division II Women's Basketball Selection Show will air Sunday, Mar. 5 at 9 p.m. on NCAA.com.

HOW IT ENDED

There were 27 lead changes and offense was on dis-

play in the regular season finale inside Rip Griffin Center Saturday, and West Texas A&M was able to do something they had never done in program history... post a win inside Lubbock Christian University's home venue. Behind 55.4% shooting from the field, the Lady Buffs defeated the Lady Chaparrals 88-79, in overtime, in a Lone Star Conference West Division meeting despite a double-double of 29 points and 11 rebounds from LCU's Grace Foster.

Along with Foster's 29 points, LCU received 16 points from Maddox, and 14 points each from Robertson and Stovall. LCU was outscored 10-3 in second-chance scoring, as they were out-rebounded 40-24 in the contest. The points-off-turnovers was even at 15-15 despite LCU having a 16-11 advantage in forced turnovers.

RECOGNIZE

The Lone Star Conference announced their women's basketball conference honors and a trio Lubbock Christian University Lady Chaparrals received recognition, headlined by Grace Foster claiming Lone Star Conference Player of the Year honors. Foster, who also claimed First Team honors and All-Academic Team accolades, was joined by teammates Maci Maddox (Second Team) and Audrey Robertson (Third Team).

Foster claimed the fifth conference player of the year honor by a Lady Chap since the 2015-16 season (LCU's first season with NCAA postseason eligibility) and the second since becoming members of the Lone Star Conference. Nicole Hampton (2015-16) and Tess Bruffey (2016-17, 2017-18) claimed the honor in the Heartland Conference and Madi Chitsey (2019-20) received the recognition in the Lone Star Conference.

SEASON NOTES AND TRENDS

> Grace Foster is sprinkled throughout the statistical leaderboard in the LSC, as she leads the LSC in double-doubles (with 13 to rank 19th nationally) and leads in rebounds (279, which is 16th nationally), while ranking second in rebounds per game (9.3, which is 35th nationally). Her 279 rebounds on the season, which ranks as the fifth-best single season mark in program history. The sophomore is three boards away from moving past Tess Bruffey's 2017-18 season total of 281 rebounds. On the offensive side, Foster leads the LSC in free-throw percentage (90.6%, ninth nationally) and is fourth in the LSC in scoring (15.4 points per game).
 > LCU is second in the LSC in three-point shooting with a 34.4% shooting percentage from the perimeter this season. Opposing teams are shooting 25.2% from three-point range,



LUBBOCK CHRISTIAN (@LCUCHAPS)
LADY CHAPARRALS

Record: 21-9, 16-6 Lone Star
 Last Game: 79-88 L vs. WTAMU
 Coach: Steve Gomez
 Gomez vs. TAMUK: 2-1

PROJECTED STARTERS

Pos.	Player	Class	Pts/p	Reb/p
G	Audrey Robertson Jr.		10.9	4.9
G	Shaylee Stovall Jr.		7.9	1.4
G	Maci Maddox Jr.		10.4	3.4
F	Grace Foster So.		15.8	9.3
F	Martie McCoy Fr.		3.2	2.4

LCU LEADERS

AVG. POINTS
15.8 Grace Foster

REBOUNDS
9.3 (279) Grace Foster

ASSISTS
4.4 (132) Maci Maddox

STEALS
1.9 (57) Maci Maddox



TEXAS A&M-KINGSVILLE (@JAVELINASPORTS)
JAVELINAS

Record: 18-10, 15-7 Lone Star
 Last Game: 65-60 W at TAMU
 Coach: Michael Madrid
 Career Record: 47-49
 TAMUK Record: 47-49

PROJECTED STARTERS

Pos.	Player	Class	Pts/p	Reb/p
G	Jayde Tschritter So.		9.7	2.9
G	Mia Rivers So.		10.0	5.1
G	Janessa Payne So.		6.5	3.4
G/F	Georgia Ohiaeri Jr.		9.7	5.9
FW	Veyda Lake So.		6.7	2.5

TAMUK LEADERS

AVG. POINTS
10.0 Mia Rivers

REBOUNDS
5.9 (166) Georgia Ohiaeri

ASSISTS
4.9 (137) Mia Rivers

STEALS
1.2 (33) Mia Rivers



GAME
31

LUBBOCK CHRISTIAN UNIVERSITY WOMEN'S BASKETBALL GAME NOTES

which defensively places LCU atop the LSC in perimeter defense (seventh nationally). LCU's perimeter defense has held the opposition to a 22.1% three-point shooting percentage (55/249) over the last 16 games played. LCU has an 102-55 advantage in three-point field goals in the span.

> Maci Maddox ranks second in the LSC with 132 assists (29th nationally) and is fourth with 4.4 assists per game (47th nationally). Defensively, Maddox ranks seventh in the LSC in steals (57) and ninth in steals per game (1.9).

>The Lady Chaps are averaging 36.8 rebounds per game, posting a high of 48 against Cameron (Dec. 30). LCU has not averaged over 40 rebounds in a season since averaging 40.3 during the 2015-16 season. Grace Foster (9.3) and Audrey Robertson (4.9) are each averaging 4.9-or-more rebounds per game. LCU sits third in the LSC in defensive rebounds per game (28.6, 28th nationally) and eighth in overall rebounds per game (36.8).

> LCU has a 441-351 scoring advantage from the line this season against their opposition (however, LCU has been outscored 142-131 from the line on the road). They have at least 20 points scored from the line seven times this season (none since Jan. 5). On the campaign, LCU is shooting 77.5% (441/569) from the line, which leads the LSC and ranks 17th nationally. The Lady Chaps rank 28th nationally and seventh in the LSC in free-throws made per game (14.7). Grace Foster is 116-of-128 (90.6%) from the line this season to lead LCU. Audrey Robertson (87-of-106, 82.1%, third in the LSC) joins Foster in the top-five in the LSC.

>The Lady Chaps are averaging 68.2 points per contest (averaged 65.9 per game last season), which ranks third in the LSC, and they have a trio of players averaging double figures in points. Grace Foster (15.8), Audrey Robertson (10.9) and Maci Maddox (10.4) lead the average scoring pace for the Lady Chaps.

>Defensively, Lubbock Christian is fifth in the LSC in blocks per game (3.2). Reese Schumann leads LCU in blocks (37), ranking third in the LSC (47th nationally), and Grace Foster ranks 13th in the LSC with 24 blocks. Schumann's average of 1.2 blocks per game ranks fourth in the LSC.

>LCU's has dominated third quarters this season, as they have a 517-386 scoring advantage in the third quarter this season (average scoring advantage of 17.8 - 13.5). The 17.8 points per third quarter scoring mark leads as their highest single-quarter scoring average of the four quarters this season, and their 13.5 points allowed per third quarter ranks as their second-best defensive quarter of the four quarters this season (allow 13.0 points per quarter in first quarter).

WHEN IT'S NEUTRAL

The Lady Chaps are 1-3 on a neutral site court this season, but their lone win came against No.15 Montana State Billings (60-58 on Dec. 17 in Las Vegas, Nev.). All four games on a neutral site floor that season have come against teams either nationally ranked or receiving votes (three tanked in top-15). LCU has four players averaging double figures offensively in neutral site games. Grace Foster leads the way with an average of 15.3 points per game. Carli Bostwick (14.5), Audrey Robertson (14.0) and Maci Maddox (10.0) have aided Foster and the Lady Chaps offensively. Robertson (5.8) and Whitney Cox (5.5) have helped bolster a team rebound rate of 39.8 per game, with Foster leading LCU with 6.8 per game. LCU is shooting 84.1% as a team from the free-throw line, with Foster at a 12-of-12 (100%) mark

in neutral site play.

CONFERENCE CALL

Lubbock Christian went 16-6 in Lone Star Conference play. A trio of Lady Chaps paced the scoring attack in conference play, as Grace Foster (16.0, which was fourth in the LSC), Maci Maddox (10.4) and Audrey Robertson (10.3) are averaging double figures in scoring in conference contests. Foster also averaged 9.2 rebounds per game in conference (second in LSC). LCU paced the scoring with 67.9 points per game (third in the LSC) in conference (shooting a LSC-best 43.6% from the field) and they posted an 11.3-point (led the LSC) scoring margin (defense led the LSC holding opponents to 56.6 points per game). Maddox averaged 4.5 assists per game (third in the LSC), which helped LCU rank second in the LSC with a pace of 14.1 per conference game. Their assist/turnover ratio of 0.98 led the LSC.

TOURNEY TALK

LCU is appearing in their fourth LSC conference tournament (LSC Championships). The Lady Chaps hold an 8-1 all-time record in LSC Championship tournament games (4-1 in Frisco). LCU won the tournament in 2020 and 2021 (both over Texas A&M-Commerce).

LCU's all-time leading scorer in LSC Championship play is Allie Schulte, who had 112 career points in nine career games (average of 12.4 points per game, which also leads LCU's career LSC Championship marks). Grace Foster leads the active roster historically in the LSC Championships with an average of 7.3 points in three games.

The Lady Chaps average 71.9 points historically in championships play, with a field goal shooting mark of 46%. They are 40.9% from the perimeter and 81.9% from the line historically. LCU averages an allowance of 57.1 points per game historically and their defense has a pace of holding opponents to 35% shooting from the field.

LCU's ALL-TIME LSC ALL-TOURNAMENT TEAM

2019-2020

Caitlyn Cunyus (MVP)
Allie Schulte
Maddi Chitsey

2020-2021

Emma Middleton (MVP)
Channing Cunyus
Allie Schulte

RANKING THINGS

LCU is 1-4 against nationally ranked programs this season, with a Dec. 17 win over No.15 MSU Billings in Las Vegas, Nev. representing their lone win so far against a ranked opponent this season. They fell in their season opener (Nov.5) to No.6 Southern Missouri State and to No.13 Georgia Southwestern State (Dec. 16) in neutral site games before falling at No.7 Texas Woman's (Jan. 21) and at home against No.14 Angelo State (Feb.2). LCU went 6-0 against nationally ranked programs in 2020-21 and 3-2 in 2021-22 against the nations ranked foes (opened 3-0). The Lady Chaps have played five games against nationally ranked programs and eight games against programs either nationally ranked or receiving top-25 votes.

SPEAKING OF RANKINGS

Wednesday, the NCAA released their third South Central Region rankings (first rankings are listed alphabetically) and Lubbock Christian went from No.5 to No.6 this week. Here are the rankings, as eight programs will receive a berth to the NCAA Division II South Central Regionals:

- 1 Texas Woman's University
- 2 Angelo State
- 3 Colorado School of Mines
- 4 Black Hills State
- 5 The University of Texas at Tyler
- 6 Lubbock Christian
- 7 West Texas A&M
- 8 Regis (Colorado)
- 9 Texas A&M-Kingsville
- 10 Adams State

LADY CHAPS HISTORY

NCAA NATIONAL CHAMPIONSHIPS
2016 2019 2021

NCAA TOURNAMENT APPEARANCES
2016 2018 2019 2020 2021 2022

NCAA DIV. II SOUTH CENTRAL REGION
TOURNAMENT CHAMPIONS
2016 2018 2019 2021

LONE STAR CONFERENCE
CHAMPIONS
2020,2021 (Won Tournament) 2021 (Regular Season)

LONE STAR CONFERENCE
DIVISION CHAMPIONS
2021 (West)

HEARTLAND CONFERENCE
2013/2014 First Place
2014/2015 Regular Season Champions
2015/2016 Regular Season Champions
2017/2018 Regular Season Champions
2018/2019 Regular Season Champions

HEARTLAND CONFERENCE
TOURNAMENT CHAMPIONS
2016 2018 2019

SAC CONFERENCE CHAMPIONS
2006/2007
2011/2012

SAC TOURNAMENT CHAMPIONS
2013

NAIA NATIONAL QUALIFIERS
2004 2009
2005 2010
2006 2011
2007 2012
2008 2013

NAIA SWEET SIXTEEN FINISH
2007
2009

NAIA ELITE EIGHT FINISH
2008
2011
2013

NAIA FAB FOUR SEMIFINALISTS
2012

NAIA NATIONAL FINALIST
2006

SWEET HOME (ON) CHICAGO

On Feb. 2, the NCAA Division II record home win streak came to a close, as LCU fell to Angelo State, which ended the record win streak at 113. The loss was LCU's first at home since Jan. 1, 2015 against Oklahoma City University. LCU, who also had a 7-0 mark in NCAA postseason play in Lubbock in the mix (not including a 4-0 mark in LSC postseason play), had also won 88 consecutive home conference games (their last conference home loss occurred Jan. 10, 2013 against Oklahoma City). They completed a 49-0 all-time mark in Heartland Conference home games (they are 35-1 in LSC home games). LCU also went 11-1 during their 113-game home win streak against nationally ranked programs.

NCAA DIVISION II'S LONGEST HOME WIN STREAKS

113 - Lubbock Christian Jan. 1, 2015 - Feb. 2, 2023
87 - Neb. Kearney Jan. 31, 1995-Nov. 24, 2001
85 - West Tex. A&M Jan. 9, 1987-Dec. 6, 1991

NCAA DIVISION LONGEST HOME WIN STREAKS BY DIVISION

Division I - 99 - UConn 2006/07 - 2011/12
Division II - 113 - Lubbock Christian Jan. 1, 2015 - Feb. 2, 2023
Division III - 121 - Amherst Jan. 31, 2009-Feb. 6, 2016

FIVE THINGS ABOUT TAMUK

1 > The Javelinas are the No.5 seed after an 18-10 season and a 15-7 finish in the LSC. They head to Frisco on a four-game win streak.
2 > TAMUK went 17-11 last season, finishing LSC play 10-6 to finish eighth in the conference standings. They came into the season carrying the No.6 ranking

22-23 LADY CHAPS IN THE RANKINGS

	D2SIDA	WBCA
Preseason	13	23
Poll 1	18	(no poll)
Poll 2	16	-
Poll 3	RV	-
Poll 4	RV	-
Poll 5	RV	-
Poll 6	-	-
Poll 7	RV	-
Poll 8	RV	-
Poll 9	-	(no poll)
Poll 10	-	-
Poll 11	-	-
Poll 12	-	-
Poll 13	-	-
Poll 14	-	-
Poll 15	-	-
Poll 16	-	-
Poll 17	-	-

in the LSC Preseason Poll.

3 > The three-point defense for the Javelinas is holding the opposition to 26.2% from the arc, which ranks 11th nationally and is second in the LSC behind LCU. Overall, the Javelinas are fourth in the LSC in holding opponents to an average of 59.0 points a game.

4 > On the offensive side, Mia Rivers leads the LSC in assists (137) and assists per game (4.9, 22nd nationally). TAMUK ranks third in the LSC as a team in assists per game (13.7) and leads the LSC in assist/turnover (0.97).

5 > Michael Madrid is in his fourth season as head coach of the Javelinas. He served as an assistant coach at LCU under Steve Gomez from 2005-2010. The meeting Thursday marks the fourth time in a regular season game in which a former LCU assistant under Gomez has gone head-to-head coaching against Gomez (Gomez holds a 2-1 edge against Madrid). This marks their first postseason meeting.

THE SERIES AGAINST TAMUK

The two squads are meeting for the fourth time ever, with all meetings coming since joining the Lone Star Conference. LCU has a 2-1 series lead after a 76-61 win Dec. 10, 2022 in Kingsville, which was the first win in the all-time series by the road team. The two teams have never met on a neutral site or in a postseason game.

ACTIVE LADY CHAP LEADERS VS. TAMUK

LCU's active career leaders against TAMUK:

Rachel Haase 1gp, 21 pts, 4/5 3-FG
Grace Foster 2gp, 12.5 pts p/g, 9/17 FG
Reese Schumann 1gp, 8 pts, 2 blocks

PRIOR MEETING VS. TAMUK

KINGSVILLE, Texas (December 10, 2022) - Rachel Haase came off the bench and, in less than 16 minutes of time on the floor, matched teammate Grace Foster with 21-point performances, and the 42 combined points helped Lubbock Christian University close out their first Lone Star Conference road trip with a 76-61 victory over Texas A&M-Kingsville Saturday afternoon inside The SPEC.

Foster set the scoring trend early, supplying LCU with seven points in the opening quarter. Foster's first bucket caboose a 7-0 LCU run for a 7-2 lead merely four minutes into the contest. Teams traded baskets until LCU held TAMUK off the scoreboard the final 3:46 of the quarter and went on a 10-0 run to close the quarter for a 22-9 lead. Reese Schumann, 3-of-3 from the field in the quarter, opened the run with a pair of buckets in the paint. Foster, who also added six rebounds in the quarter, closed the quarter's scoring and helped LCU shoot 64.3% from the field in the quarter.

TAMUK cut the deficit to nine on several occasions, and was able to cut it to eight on a Brianna Pena three-pointer with 5:46 left in the half, but a 9-4 scoring advantage for LCU pushed the LCU lead to 37-24 with 1:42 left in the quarter. Pena ended up with seven points in the quarter for TAMUK, who trailed LCU 37-26 at the half. Despite one three-pointer in the first half, LCU didn't skip a beat offensively in the half, as they were 14-of-22 (63.6%) inside the arc in the half (LCU had a 22-12 scoring advantage in the paint in the half). Foster led LCU at the break with 11 points and six boards.

The third quarter started to have the same pace, as TAMUK cut the deficit to nine twice, but this time LCU responded with a 13-3 run for a 52-33 lead as 3:36 was left in the third quarter. Haase had the final points of the run and it was a prelude to come. Following Foster's seven-point performance in the quarter, Haase hit a three-pointer with 2:47 left in the quarter for LCU's final points in the quarter (LCU led 55-40 after three quarters in the books).

Haase scored LCU's final five points of the third quarter and their first 11 points in the fourth quarter. Three of her team's opening four field goals were from three-point range. Foster ended the Haase surge with a three-pointer to cap a 9-0 run (all three-pointers) and it gave LCU their largest lead of the game (24 points) 69-45 with 4:54 left in regulation. Haase closed her scoring and her 14-point fourth quarter with an old-fashioned three-point-play with 2:59 left for a 74-52 lead. TAMUK closed the game on a 9-2 run.

Foster posted her fourth double-double of the season with 21 points and 14 rebounds. She was 8-of-13 from the field and 3-of-5 from long range. Haase's career-high scoring performance included an incredible 8-of-10 shooting from the floor (4-of-5 from three-point range). LCU shot a season-best 53.6% (30/56) from the field and was 7-of-15 (46.7%) from downtown. They owned a 40-30 advantage in paint scoring. Maci Maddox toyed with a triple-double despite not having any double figures in any categories, as she had nine points, nine assists and seven

GAME-BY-GAME RESULTS AND HIGHS

Opponent	Date	Score	Points	Rebounds	Assists	Steals	Blocked shots
vs Mo. Southern St.	11/05/22	64-65	16-Grace Foster	11-Grace Foster	4-Audrey Robertson	2-Maci Maddox	2-Reese Schumann
vs Missouri Western	11/06/22	96-101	36-Grace Foster	11-Whitney Cox	6-Maci Maddox	4-Maci Maddox	3-Grace Foster
COLO. CHRISTIAN	11/11/22	85-64	14-Maci Maddox	10-Grace Foster	6-Audrey Robertson	4-Audrey Robertson	5-Reese Schumann
CSU PUEBLO	11/12/22	76-58	25-Grace Foster	11-Grace Foster	4-Maci Maddox	3-Maci Maddox	2-Whitney Cox
at Southwestern Okla.	11/21/22	73-67	22-Grace Foster	16-Grace Foster	7-Maci Maddox	2-Maci Maddox	2-Audrey Robertson
WESTERN COLO.	11/27/22	51-38	13-Maci Maddox	12-Grace Foster	2-Audrey Robertson	4-Maci Maddox	1-Grace Foster
OKLA. CHRISTIAN	12/01/22	88-61	19-Maci Maddox	6-Grace Foster	5-Maci Maddox	4-Audrey Robertson	4-Grace Foster
ARK.-FORT SMITH	12/03/22	76-49	14-Grace Foster	8-Grace Foster	5-Maci Maddox	2-Audrey Robertson	1-Reese Schumann
at Tex. A&M Int'l	12/08/22	47-60	11-Maci Maddox	10-Reese Schumann	3-Maci Maddox	2-Grace Foster	3-Reese Schumann
at Tex. A&M-Kingsville	12/10/22	76-61	21-Rachel Haase	14-Grace Foster	9-Maci Maddox	2-Maci Maddox	2-Reese Schumann
vs Ga. Southwestern	12/16/22	59-70	18-Carli Bostwick	9-Reese Schumann	3-Audrey Robertson	1-Audrey Robertson	2-Reese Schumann
vs Mont. St. Billings	12/17/22	60-58	19-Audrey Robertson	8-Maci Maddox	3-Audrey Robertson	1-Carli Bostwick	1-Whitney Cox
CAMERON	12/30/22	85-34	14-Rachel Haase	8-Audrey Robertson	4-Maci Maddox	3-Maci Maddox	1-Reese Schumann
MIDWESTERN ST.	01/01/23	74-63	27-Grace Foster	14-Grace Foster	8-Maci Maddox	3-Taylor Thomas	3-Grace Foster
at Tex. Permian Basin	01/05/23	73-60	20-Grace Foster	9-Audrey Robertson	5-Maci Maddox	4-Shaylee Stovall	2-Grace Foster
at Angelo St.	01/07/23	51-53	18-Audrey Robertson	12-Audrey Robertson	3-Maci Maddox	3-Audrey Robertson	1-Martie McCoy
EASTERN N.M.	01/12/23	77-55	17-Grace Foster	11-Grace Foster	7-Maci Maddox	3-Maci Maddox	4-Reese Schumann
WESTERN N.M.	01/14/23	67-50	14-Grace Foster	13-Grace Foster	5-Maci Maddox	1-Shaylee Stovall	6-Reese Schumann
at UT Tyler	01/19/23	57-69	14-Maci Maddox	10-Grace Foster	5-Maci Maddox	3-Audrey Robertson	None
at Texas Woman's	01/21/23	69-75	18-Shaylee Stovall	7-Maci Maddox	5-Maci Maddox	5-Maci Maddox	1-Maci Maddox
at Midwestern St.	01/26/23	61-37	12-Grace Foster	5-Audrey Robertson	4-Shaylee Stovall	1-Reese Schumann	2-Whitney Cox
at Cameron	01/28/23	68-56	23-Grace Foster	8-Audrey Robertson	5-Maci Maddox	1-Shaylee Stovall	1-Reese Schumann
ANGELO ST.	02/02/23	57-60	21-Grace Foster	17-Grace Foster	3-Grace Foster	2-Audrey Robertson	1-Reese Schumann
TEX. PERMIAN BASIN	02/04/23	70-50	13-Grace Foster	9-Grace Foster	5-Maci Maddox	2-Carli Bostwick	1-Reese Schumann
at Western N.M.	02/09/23	54-40	24-Grace Foster	7-Grace Foster	4-Maci Maddox	2-Martie McCoy	1-Reese Schumann
at Eastern N.M.	02/11/23	66-61	17-Grace Foster	10-Grace Foster	5-Audrey Robertson	2-Maci Maddox	2-Audrey Robertson
ST. EDWARD'S	02/16/23	55-29	15-Grace Foster	10-Grace Foster	4-Maci Maddox	2-Tia Johnson	1-Grace Foster
ST. MARY'S (TX)	02/18/23	60-46	11-Grace Foster	11-Grace Foster	7-Grace Foster	2-Grace Foster	2-Martie McCoy
at West Tex. A&M	02/23/23	71-60	18-Maci Maddox	10-Grace Foster	5-Maci Maddox	2-Audrey Robertson	None
WEST TEX. A&M	02/25/23	79-88	29-Grace Foster	11-Grace Foster	5-Maci Maddox	3-Rachel Haase	1-Grace Foster

rebounds. The nine assists were the most by a Lady Chap since Caitlyn Curyus posted nine against Midwestern State on Dec. 21, 2019.


TAMUK received a game-high 22 points from Brianna Pena, who was 10-of-14 from the field. The Javelinas were held to three points from the free-throw line, which was a season low for an LCU opponent this season (last season on Jan. 20, 2022, St. Edward's was 2-of-2 from the line). The loss put the Javelinas at 5-3 on the season and 2-2 in LSC play.

2022-2023 LCU ROSTER

No.	Name	Pos.	Ht.	Cl.	Yrs.Left	Hometown School	High School
0	Grace Foster	FW	6-1	So.	3	Childress, Texas	Childress H.S.
2	Maci Maddox	G	5-7	Jr.	3	Lubbock, Texas	Frenship H.S.
3	Audrey Robertson	G	5-8	Jr.	3	Kerrville, Texas	Tivy H.S.
4	Rachel Haase	G	5-8	So.	3	Amarillo, Texas	Amarillo H.S.
12	Taylor Thomas	G	5-9	Fr.	4	Canyon, Texas	Canyon H.S.
15	Shaylee Stovall	G	5-6	Jr.	3	Idalou, Texas	Idalou H.S.
20	Carli Bostwick	FW/G	5-10	So.	3	Lubbock, Texas	Homeschool (Lubbock Titans)
23	Martie McCoy	FW/G	5-11	Fr.	4	Muenster, Texas	Muenster H.S.
30	Audrey Spurgin	P	6-2	So.	3	Fredericksburg, Texas	Fredericksburg H.S.
31	Tia Johnson	FW/G	5-9	Fr.	4	Lubbock, Texas	Brownfield H.S.
33	Deja Johnson	FW/G	5-9	Fr.	4	Lubbock, Texas	Brownfield H.S.
34	Whitney Cox	FW	6-1	Sr.	2	Flower Mound, Texas	Flower Mound H.S.
40	Reese Schumann	P	6-1	So.	3	Houston, Texas	Clear Lake H.S.

Head Coach: Steve Gomez

Assistant Coaches: Vic Self, Kaycie Wilson, Julio Pacheco



PRONUNCIATIONS

HAASE: haw-SEE (like "Aussie" but add the "H" sound prior)
 STOVALL: stow-VAHL
 BOSTWICK: BOSStwick
 DEJA (Johnson): DAYja
 SPURGIN: spurJEN
 SCHUMANN: shewman

GEO PRONUNCIATIONS

Idalou: EYE-d'LEW
 Lubbock: Luhbuck
 Kerrville: K'RRville
 Muenster: MUHNster
 Tivy: TY-vee

CHAPS: shhapps (not CH-apps)

NCAA DIVISION II POLLS



WBCA DIV.II TOP 25 (2/28/22)

Rank	School	Pts	1st.	Prev.
1	Ashland (28-0)	575	23	1
2	Drury (27-1)	550	0	2
3	Tampa (27-1)	527	0	3
4	Glenville State (26-2)	497	0	4
5	Grand Valley State (26-2)	485	0	5
6	Cal State Dominguez Hills (27-1)	438	0	6
7	Nebraska Kearney (27-3)	420	0	7
8	Eckerd (23-4)	397	0	8
9	Minnesota Duluth (25-3)	372	0	9
10	Central Missouri (23-3)	353	0	10
11	Minnesota State Mankato (24-3)	349	0	11
12	Western Washington (22-3)	324	0	13
13	Union, TN (23-3)	289	0	14
14	Gannon (27-3)	246	0	15
15	Thomas Jefferson (25-3)	219	0	16
16	Texas Woman's (24-4)	189	0	12
17	Catawba (24-4)	175	0	20
18	Azusa Pacific (23-4)	172	0	21
19	Assumption (24-4)	147	0	23
20	Tuskegee (23-3)	118	0	24
21	Colorado Mines (22-5)	112	0	17
22	Michigan Tech (23-5)	92	0	RV
23	Cal State San Marcos (21-5)	90	0	18
24	Augustana, SD (25-4)	62	0	RV
25	Belmont Abbey (22-4)	57	0	RV

Receiving Votes: Lee, TN (23-5) 49; Missouri Southern State (24-6) 30; Montana State Billings (23-6) 29; Georgia Southwestern (21-6) 20; Missouri Western State (24-6) 12.
 Dropped Out: No. 19 Georgia Southwestern (21-6); No. 22 Montana State Billings (23-6); No. 25 Lee, TN (23-5).



D2SIDA DIV.II TOP 25 (2/28/22)

Rank	School	Rec	Pts	Prev.
1	Ashland (16)	28-0	400	1
2	Drury	27-1	381	2
3	Tampa	27-1	369	3
4	Cal State Dominguez Hills	27-1	344	4
5	Minnesota Duluth	25-3	334	5
6	Glenville State	26-2	321	6
7	Grand Valley State	26-2	304	7
8	Nebraska Kearney	27-3	282	8
9	Jefferson	25-3	249	10
10	Gannon	27-3	235	11
11	Texas Woman's	24-4	227	9
12	Western Washington	22-3	224	12
13	Catawba	24-4	217	13
14	Central Missouri	23-3	203	15
15	Eckerd	23-4	196	17
16	Minnesota State	24-3	146	18
17	Union	23-3	137	25
18	Wingate	21-6	102	23
20	Angelo State	22-6	93	RV
21	Assumption	24-4	90	RV
22	Michigan Tech	23-5	79	24
23	Colorado School of Mines	22-5	62	16
24	Lee	23-5	44	14
25	Montana State Billings	23-6	37	21

RV: Angelo State 20, Assumption 15, Cal State San Marcos 10, Southern Nazarene 8, Belmont Abbey 5, Nova Southeastern 4, Georgia Southwestern 4, Charleston 3, Tuskegee 3, Azusa Pacific 2



NCAA SOUTH CENTRAL REGIONAL RANKINGS

Schools	vs. D2 rec.	In-Region
1 Texas Woman's University	24-4	24-4
2 Angelo State	21-6	20-5
3 Colorado School of Mines	22-5	22-5
4 Black Hills State	22-6	22-6
5 The University of Texas at Tyler	20-6	20-6
6 Lubbock Christian	21-9	20-6
7 West Texas A&M	20-9	18-8
8 Regis (Colorado)	22-6	22-6
9 Texas A&M-Kingsville	18-10	18-8
10 Adams State	18-8	18-8



D2SIDA SOUTH CENTRAL REGION POLL

Rank	School (First-Place Votes)	W-L	Pts.	Prev.
------	----------------------------	-----	------	-------

Rankings end since NCAA releases regional rankings

WEBSITE & BROADCAST PARTNERS

ON THE NET - WWW.LCUCHAPS.COM

The official website of LCU Athletics is where you can find everything relating to the LCU basketball teams. Schedules, results, rosters, bios, statistics and game notes can be found there.

ON THE AIR

Each game will be broadcast on the LSC Digital Network as an option for fans unable to attend. The LSC Digital Network will offer season passes for basketball, giving fans access to all regular-season contests on the network for that sport. In addition, viewers will continue to have the option to purchase a \$10 day pass that provides access to all broadcasts aired that day and access to all archived content for 24 hours.

2022-23 LSC Digital Network Rates

24-Hour Day Pass:	\$10.00
Men's and Women's Basketball Season Pass:	\$75.00
Archive Download:	\$10 per broadcast

The LSC Digital Network enters its fourth season in 2022-23, showcasing academic and athletic events from the league, its 17 member institutions and three football affiliates in partnership with BlueFrame powered by Hudl. Fans can watch broadcasts and purchase passes online at www.lonestarconferencenetwork.com on computer and mobile devices. Viewers can also tune in to games on the LSC Digital Network via OTT apps available on Apple TV, Amazon Fire TV, Android TV and Roku by searching for "LSC Digital Network."



DIGITAL NETWORK

HEAD COACH STEVE GOMEZ

AT LCU: 20th Season (497-141)
OVERALL: 20th Season (497-141)

PERSONAL

HOMETOWN: Lubbock, Texas
SPOUSE: Shawna
CHILDREN: Hayden, Landon

EDUCATION

Lubbock Christian / 1988

COACHING EXPERIENCE

Lubbock Cooper High School (7 seasons)
LCU (20th season)



The 2022-23 season marks Steve Gomez's 20th season at the helm of the Lady Chaps and the 10th season at the NCAA level. He opens the campaign with a 476-132 record, which includes a 22-2 record in NCAA postseason play.

In his first 10 seasons at the helm, as LCU was an NAIA institution, the Lady Chaps made 10 consecutive trips to the NAIA Division I Women's Basketball National Championship Tournament. Coach Gomez's arrival to the LCU women's basketball program certainly changed the foundation of the program. In those 10 seasons, LCU posted a 234-96 record under Gomez in the NAIA.

LCU jumped into NCAA Division II transition in 2013 (membership in 2015) and the winning tradition did not change. LCU went a remarkable 25-1 overall in 2013-2014 and they completed the Heartland Conference with a perfect 20-0 mark for their first perfect conference record in program history. They followed in 2014-2015 claiming Co-Heartland Conference Regular Season title honors after a 15-3 stretch in conference and a 21-7 overall season.

That led to an astounding 2015-2016 season, which was a season that started off with an exhibition game loss at NCAA Div. I No. 1 Connecticut and ended with a perfect 35-0 season in LCU's first season eligible for NCAA postseason. They went 18-0 in Heartland Conference play to capture a regular season title and then a Heartland Conference Tournament title (first season eligible for the tournament). The Lady Chaps went on to capture a South Central Regional Tournament title and eventually their first NCAA Div. II National Title. Gomez claimed WBCA NCAA Div. II National Coach of the Year honors and also spent a portion of the offseason as a court coach at the 2016 USA Basketball Women's U17 World Championship Team Trials in Colorado Springs, Colo.

2016-17 served as a rebuilding year for the Lady Chaps, who returned one starter off the championship squad. Despite the rebuilding, LCU still went 19-11 overall and 12-4 in conference, en route to the Heartland Conference Tournament championship game, which they lost to St. Edward's. They bounced back in 2017-18, claiming another Heartland Conference regular season and tournament title, leading to Gomez receiving Heartland Conference Coach of the Year honors. The Lady Chaps hosted the NCAA Division II South Central Region Tournament for a second time and won the tournament to stamp their second berth towards an NCAA Division II Elite Eight Tournament loss. They lost to eventual national champion Central Missouri at the tournament held in Sioux Falls, S.D., ending their season with a 31-2 record.

The Lady Chaps returned to the Elite Eight Tournament for the third year in a four-year span in the 2018-19 season after claiming a Heartland Conference regular season and tournament title, along with a NCAA Division II South Central Region tournament championship after wins at Colorado Mesa and at home over Angelo State. LCU made an outstanding run towards their second NCAA Division II National Title, defeating Southwestern Oklahoma State in double overtime to claim the trophy. Gomez, who picked up his third Heartland Coach of the Year honor, became the seventh head coach in NCAA Division II women's basketball history to claim multiple titles. He also was named Female Team Coach of the Year at the West Texas Sports Persons of the Year Banquet following the season.

LCU's title defense was rudely interrupted by the COVID Pandemic in 2019-20. LCU was 28-3 and claimed the Lone Star Conference Championship during their first season in the conference. LCU was chosen to host the NCAA Division II South Central Regionals for a third time, but the COVID shutdown halted the remainder of the season less than 24 hours prior to the first tournament game.

COVID went from being a wall to a hurdle in 2020-21, and one the Lady Chaps would be able to jump over. Through many cancellations and unknowns, LCU claimed a Lone Star Conference title and went to Canyon, Texas, where they claimed a NCAA Division II South Central title and a berth to another NCAA Elite Eight Tournament in Columbus, Ohio. It was there, LCU would claim their third national title, with wins over Daemen, Central Missouri and Drury to complete a 23-0 perfect season. They were the first NCAA Division II program to complete two undefeated seasons.

The Lady Chaps were preseason favorites to open the 2021-22 season. LCU surpassed a NCAA Div. II record 100 consecutive home wins during the season, which ended at the South Central Regional with LCU falling in the title game to conclude the season with a 28-7 record. Lubbock Christian closed the 2021-22 season holding a 242-36 record (87.1%) since leaving the NAIA.

In their final two seasons in the NAIA (2011-2012, 2012-2013), LCU set program single-season win records in each of the seasons. The Lady Chaps went 31-4 in 2013-2014, setting a program single-season wins mark (31). The Lady Chaps won their first ever Sooner Athletic Conference Tournament title en route to their final trip to the NAIA National Championship tournament. In 2011-2012, LCU went 28-6 and made their second ever appearance in the Semifinals of the NAIA National Championship Tournament. They lost out to eventual national champions Oklahoma City to mark the second consecutive season in which they lost out to the team who would claim the title. LCU claimed their second Sooner Athletic Conference crown in program history, as they joined Oklahoma City as conference co-champions with a 21-1 record. They handed OCU their only loss of the season.

LCU went 25-10 in 2010-2011 and marched into the Elite Eight for a third time in program history. The Lady Chaps, who finished third in the Sooner Athletic Conference, lost in the NAIA National Championship to eventual national champion Azusa Pacific. LCU went 19-12 in the 2009-2010 season, which included a 13-9 finish in the Sooner Athletic Conference, and had their season come to an end in the National Tournament. The highlight of the season was an exhibition victory inside the United Spirit Arena against Texas Tech University. In 2009-2010, the Lady Chaps finished with a solid 27-7 record and made a trip to the Sweet Sixteen of the National Tournament following a second-place Sooner Athletic Conference season. Gomez chalked up a milestone during the season, becoming the all-time women's basketball wins leader at LCU. They had a memorable 2007-2008 campaign, as the Lady Chaps made another voyage to the NAIA National Tournament. The Lady Chaps completed a 25-10 season, which included a trip to the Elite Eight in the tournament for their second best finish in program history.

In 2006-2007, Gomez led the Lady Chaps to a myriad of firsts in their near-thirty year history. Lubbock Christian never left the top-10 in the NAIA National Poll, and set a school mark for wins in a season with 26, eclipsing the school mark of 23 they set the prior season. In addition, LCU made its fourth consecutive trip to the NAIA National Tournament, finishing in the Sweet Sixteen and most impressively, the Lady Chaps captured a share of the Sooner Athletic Conference regular season championship, becoming the first school from outside of the State of Oklahoma to do so in the thirty-one years since the conference was founded. In 2005-2006, Gomez's Lady Chaps enjoyed what was arguably at the time the best season in school history, as they finished with an overall record of 23-12, and made an unparalleled run at the NAIA National Tournament. Seeded sixth in their eight team bracket in the tournament, Gomez's girls proceeded to oust four of the top six teams in the nation and become the lowest seed ever to reach either the Fab Four or National Championship; appropriately enough, he was named the SAC's Coach of the Year.

In his first season, Gomez's Lady Chaps went 16-14 and finished fifth in the Sooner Athletic Conference. While this might appear to be an average year, big wins for the Lady Chaps and entry into the NAIA National Poll for the first time proved good enough for an at-large bid to the NAIA National Tournament: LCU women's first trip to the big dance. In his second season, the Lady Chaps were able to maintain that level of success. After getting off to the best conference start since joining the Sooner Athletic Conference at 6-2, LCU finished SAC play at 10-8, good enough for another fifth place finish, and for the second season in a row, Coach Gomez guided the Lady Chaps to the NAIA National Tournament.

An LCU graduate, Gomez was a standout perimeter player for Coach John Copeland in the late 1980s, and to this day, he still holds the school record for career free throw percentage at .855. He graduated in 1988 with a Bachelor's of Science Degree in Mathematics and consistently used his degree to teach in the classroom while pursuing coaching on the sidelines. Gomez's career began at Lubbock Monterey High School where he served as an assistant coach in the men's basketball program from 1988 to 1995. In 1996, Gomez accepted the men's basketball head coaching position at Lubbock Cooper High School, where he remained until returning to Lubbock Christian University to take over the reigns of the Lady Chaps in 2003. During his seven seasons at Cooper, the basketball program broke new ground making the playoffs four times, managing the school's first state ranking, and capturing the Pirates only district championship in Gomez's final season. One of the main reasons Coach Gomez is so successful on the court is the support he receives off of it. Steve has been married to his wife Shawna for 31 years, and the couple has two sons: Hayden and Landon. Landon serves on the women's basketball coaching staff at Texas Tech.



VIC SELF ASSISTANT COACH

Self is a longtime familiar face to basketball among the South Plains. He spent 25 years coaching basketball at Lubbock's Monterey High School and 20 spent as the head coach of the Plainsmen boys' basketball team. Self is no stranger to LCU. The Portales, New Mexico native lettered in basketball and tennis at Lubbock Christian in 1980-1981, after spending two years at Eastern New Mexico University. His first coaching job was as an assistant coach for John Copeland on the Chaps basketball staff. In two decades at Monterey, Self compiled a 416-237 record, four district titles and 13 playoff appearances. Monterey even made a trip to the regional tournament. He rejoins Gomez, but in a reversal of roles. Gomez served as an assistant for Self from 1988-1996. Self resigned from coaching basketball in 2008, but continued to coach boy's golf at Monterey until retiring in 2011. Self has been on staff for all three of LCU's national titles.

ern New Mexico University. His first coaching job was as an assistant coach for John Copeland on the Chaps basketball staff. In two decades at Monterey, Self compiled a 416-237 record, four district titles and 13 playoff appearances. Monterey even made a trip to the regional tournament. He rejoins Gomez, but in a reversal of roles. Gomez served as an assistant for Self from 1988-1996. Self resigned from coaching basketball in 2008, but continued to coach boy's golf at Monterey until retiring in 2011. Self has been on staff for all three of LCU's national titles.



KAYCIE WILSON - ASSISTANT COACH

Kaycie joined the LCU women's basketball coaching staff in the 2014-15 season as a graduate assistant through the 2015-16 season. She has played an integral role in the coaching staff for all three NCAA national championships. Wilson was named to the Dave Campbell's Texas Basketball Top-40 Coaches Under-40 List in 2021. She spent her senior season (2013-14) playing in the interior of LCU's first season in the Heartland Conference, which went 20-0 in conference for a regular season first place finish. She spent three seasons (09/10 - 11/12) at NCAA Div. I Missouri-Kansas City, where she combined to average 4.9 points and 3.9 rebounds in 87 games. The forward also combined for 44 steals, 95 assists and 34 blocks for UMKC (21 blocks as a sophomore). Boyles was a multiple recipient on The Summit League Winter/Spring Academic All-League Team and the Commissioner's List of Academic Excellence as a distinguished scholar. She is a Lubbock native and a product of Coronado High School, where she was rated the No. 45 best forward in the nation by Collegiate Girls Basketball Report and the No. 55 best player in Texas by Premier Basketball Report. The multi-winning All-State recipient was named the Girls Basketball Player of the Year by the Lubbock Avalanche Journal, as well as the 2009 5A-4A All-South Plains Player of the Year after 17.6 points and 7.9 rebounds a game.



LONE STAR CONFERENCE

LSC CHAMPIONSHIPS SCHEDULE

Thursday, March 2

SESSION ONE

GM 1: [3] UT Tyler vs. [6] West Texas A&M, Noon

GM 2: [2] Angelo State vs. [7] Cameron, 2:30 p.m.

SESSION TWO

GM 3: [1] Texas Woman's vs. [8] St. Edward's, 6 p.m.

GM 4: [4] Lubbock Christian vs. [5] Texas A&M-Kingsville, 8:30 p.m.

Saturday, March 4

SESSION FIVE

GM 9: Winner Game 1 vs. Game 2, Noon

GM 10: Winner Game 3 vs. Winner Game 4, 2:30 p.m.

Sunday, March 5

SESSION SEVEN

GM 13: Championship Game: Winner G9 vs. Winner G10, 1 p.m.

LSC PLAYERS OF THE WEEK

Date	Offensive	Defensive
11/7	Kayley Motsenbacher (WT)	Karley Motsenbacher (WT)
11/14	Sawyer Lloyd (ASU)	Avalon Munoz (UTPB)
11/21	Hollie Stalder (WT)	Sienna Lenz (WT)
11/28	T. McGhee-Pleasant (ASU)	Payton Brown (ASU)
12/5	Madeline Stephens (ASU)	Sawyer Lloyd (ASU)
12/14	Brianna Pena (TAMUK)	Emily Swiercz (TAMU)
12/20	Sadie Moyer (TWU)	Sawyer Lloyd (ASU)
1/3	Grace Foster (LCU)	Sawyer Lloyd (ASU)
1/9	T. McGhee-Pleasant (ASU)	Sawyer Lloyd (ASU)
1/16	Sadie Moyer (TWU)	Reese Schumann (LCU)
1/23	Ashley Ingram (TWU)	Lovisa Hevinder (UTT)
1/30	Grace Foster (LCU)	Georgia Ohiaeri (TAMUK)
2/7	Azia Himeur (WT)	Karley Motsenbacher (WT)
2/14	Grace Foster (LCU)	Ashley Ingram (TWU)
2/21	Sawyer Lloyd (ASU)	Avalon Munoz (UTPB)
2/28	Nyalam Thabach (WT)	T. McGhee-Pleasant (ASU)

PRESEASON POLL

School	1st	Total Points
1 West Texas A&M	31	612
2 Lubbock Christian	4	557
3 Texas Woman's	4	538
4 Angelo State		519
5 UT Tyler		479
6 Texas A&M-Kingsville		408
7 Texas A&M International		371
8 Cameron		347
9 Midwestern State		314
10 Eastern New Mexico		233
11 St. Edward's		219
12 UAFS		216
13 UT Permian Basin		172
14 Oklahoma Christian		154
15 St. Mary's		94
16 Western New Mexico		71

2022-23 LONE STAR CONFERENCE STANDINGS (1/10/22)

School	Div	DPct.	Conf	CPct.	Overall	Pct.	Streak	Home	Away	Neutral
East Division										
Texas Woman's	13-1	.929	19-3	.864	24-4	.857	L1	12-1	9-3	3-0
UT Tyler	11-3	.786	18-4	.818	23-6	.793	W1	11-0	11-5	1-1
Texas A&M-Kingsville	9-5	.643	15-7	.682	18-10	.643	W4	9-4	9-4	0-2
St. Edward's	7-7	.500	10-12	.455	14-16	.467	L1	10-5	4-8	0-3
Oklahoma Christian	6-8	.429	8-14	.364	8-18	.308	W3	5-6	3-11	0-1
Texas A&M International	4-10	.286	6-16	.273	13-17	.433	L2	7-7	6-10	0-0
UAFS	3-11	.214	8-14	.364	10-18	.357	L1	6-7	4-11	0-0
St. Mary's	3-11	.214	4-18	.182	8-20	.286	W1	7-10	1-10	0-0
West Division										
Angelo State	11-3	.786	17-5	.773	22-6	.786	W1	11-2	10-4	1-0
Lubbock Christian	11-3	.786	16-6	.727	21-9	.700	L1	12-2	8-4	1-3
West Texas A&M	9-5	.643	14-8	.636	21-9	.700	W1	12-1	5-8	4-0
Western New Mexico	7-7	.500	8-14	.364	10-16	.385	W2	8-5	2-11	0-0
Cameron	6-8	.429	10-12	.455	13-15	.464	L2	9-3	4-12	0-0
Eastern New Mexico	6-8	.429	9-13	.409	12-15	.444	L5	7-7	4-8	1-0
UT Permian Basin	4-10	.286	10-12	.455	13-15	.464	L1	7-5	5-10	1-0
Midwestern State	2-12	.143	4-18	.182	6-22	.214	W1	5-10	1-12	0-0

OFFENSIVE RANKINGS

Team	G	W-L	PTS	AVG/G
1 West Texas A&M	30	21-9	2099	70.0
2 Texas A&M International	30	13-17	2053	68.4
3 Lubbock Christian	30	21-9	2045	68.2
4 Texas Woman's	28	24-4	1906	68.1
5 Angelo State	28	22-6	1900	67.9
6 Midwestern State	28	6-22	1884	67.3
7 UT Tyler	29	23-6	1910	65.9
8 UT Permian Basin	28	13-15	1842	65.8
9 Eastern New Mexico	27	12-15	1754	65.0
10 UAFS	28	10-18	1755	62.7
11 Texas A&M-Kingsville	28	18-10	1745	62.3
12 Oklahoma Christian	26	8-18	1619	62.3
13 Cameron	28	13-15	1716	61.3
14 St. Edward's	30	14-16	1830	61.0
15 St. Mary's	28	8-20	1647	58.8
16 Western New Mexico	26	10-16	1508	58.0

DEFENSIVE RANKINGS

Team	G	W-L	PTS	AVG/G
1 UT Tyler	29	23-6	1670	57.6
2 Lubbock Christian	30	21-9	1738	57.9
3 Texas Woman's	28	24-4	1650	58.9
4 Texas A&M-Kingsville	28	18-10	1653	59.0
5 Western New Mexico	26	10-16	1553	59.7
6 West Texas A&M	30	21-9	1834	61.1
7 Angelo State	28	22-6	1722	61.5
8 St. Mary's	28	8-20	1744	62.3
9 St. Edward's	30	14-16	1898	63.3
10 Texas A&M International	30	13-17	1905	63.5
11 Eastern New Mexico	27	12-15	1719	63.7
12 UT Permian Basin	28	13-15	1786	63.8
13 Oklahoma Christian	26	8-18	1715	66.0
14 Cameron	28	13-15	1875	67.0
15 UAFS	28	10-18	1951	69.7
16 Midwestern State	28	6-22	2108	75.3

SCORING LEADERS

	GP	Min	FG	3FG	FT	Points	AVG
1 Brown, Raiana (Texas A&M Int'l)	30	933	226	0	125	577	19.2
2 Adrian, Deja (Eastern New Mexico)	23	755	134	26	98	392	17.0
3 McGhee-Pleasant, Tayjanna (Angelo S)	28	870	178	34	65	455	16.3
4 Grace Foster (Lubbock Christian)	30	954	159	41	116	475	15.8
5 Lloyd, Sawyer (Angelo State)	28	1012	162	44	67	435	15.5
6 Prince, Aaliyah (UAFS)	27	711	156	4	74	390	14.4
7 Ingram, Ashley (Texas Woman's)	26	663	118	3	131	370	14.2
8 Bain, Brooklin (Oklahoma Christian)	26	811	143	9	73	368	14.2
9 Moyer, Sadie (Texas Woman's)	28	1006	127	50	83	387	13.8
10 Stephens, Madeline (Angelo State)	28	924	150	16	64	380	13.6

REBOUND LEADERS

	GP	OFF	AVG/G	DEF	AVG/G	TOT.	AVG/G
1 Quaadman, Alexis (UT Permian Basin)	28	93	3.3	178	6.4	271	9.7
2 Grace Foster (Lubbock Christian)	30	45	1.5	234	7.8	279	9.3
3 McGhee-Pleasant, Tayjanna (Angelo St)	28	61	2.2	186	6.6	247	8.8
4 Griggs, Dyanon (Midwestern State)	28	79	2.8	150	5.4	229	8.2
5 Wilson, Alena (Cameron)	26	74	2.8	138	5.3	212	8.2
6 Bain, Brooklin (Oklahoma Christian)	26	55	2.1	155	6.0	210	8.1
7 Withey, Mandy (Midwestern State)	28	70	2.5	152	5.4	222	7.9
8 Stephens, Madeline (Angelo State)	28	64	2.3	153	5.5	217	7.8
9 Lloyd, Sawyer (Angelo State)	28	43	1.5	173	6.2	216	7.7
10 Thabach, Nyalam (West Texas A&M)	28	60	2.1	154	5.5	214	7.6

STEALS LEADERS

	GP	No.	AVG/G
1 Lloyd, Sawyer (Angelo State)	28	80	2.9
2 Munoz, Avalon (UT Permian Basin)	28	68	2.4
3 King, Katie (Cameron)	28	64	2.3
4 Woods, Brielle (Texas Woman's)	27	58	2.1
5 Gutierrez, Montse (UT Tyler)	29	62	2.1
6 Catherman, Lauren (St. Edward's)	30	62	2.1
7 Swiercz, Emily (Texas A&M Int'l)	27	53	2.0
8 McGhee-Pleasant, Tayjanna (Angelo St)	28	54	1.9
9 Maci Maddox (Lubbock Christian)	30	57	1.9
10 Stone, Bella (Eastern New Mexico)	25	47	1.9

3FGM LEADERS

	GP	3FGM	AVG/G
1 Hemmeline, Holly (UT Permian Basin)	28	84	3.0
2 Hevinder, Lovisa (UT Tyler)	29	69	2.4
3 Hayes, Riley (UAFS)	28	66	2.4
4 Boyett, Hannah (UAFS)	28	64	2.3
5 Tschritter, Jayde (Texas A&M-Kingsville)	28	62	2.2
6 Shipley, Ashley (Eastern New Mexico)	25	54	2.2
7 Swiercz, Emily (Texas A&M International)	27	57	2.1
8 Bradley, Kate (Oklahoma Christian)	26	54	2.1
9 Wright, Sydney (Western New Mexico)	26	53	2.0
10 Moyer, Sadie (Texas Woman's)	28	50	1.8

FIELD GOAL LEADERS

	GP	FG	FGA	PCT
1 Brown, Raiana (Texas A&M Int'l)	30	226	376	.601
2 Stephens, Madeline (Angelo State)	28	150	304	.493
3 Prince, Aaliyah (UAFS)	27	156	332	.470
4 Grace Foster (Lubbock Christian)	30	159	350	.454
5 Adrian, Deja (Eastern New Mexico)	23	134	296	.453
6 McGhee-Pleasant, Tayjanna (Angelo)	28	178	401	.444

ASSIST LEADERS

	GP	No.	AVG/G
1 Rivers, Mia (Texas A&M-Kingsville)	28	137	4.9
2 Lloyd, Sawyer (Angelo State)	28	130	4.6
3 Munoz, Avalon (UT Permian Basin)	28	127	4.5
4 Maci Maddox (Lubbock Christian)	30	132	4.4
5 King, Katie (Cameron)	28	111	4.0
6 Stone, Bella (Eastern New Mexico)	25	85	3.4
7 Lay, Kailyn (Cameron)	28	90	3.2
8 Bradley, Kate (Oklahoma Christian)	26	80	3.1
9 Audrey Robertson (Lubbock Christian)	30	91	3.0
10 Morgan, Angelique (Texas A&M International)	30	85	

BLOCKS LEADERS

	GP	No.	AVG/G
1 Dufek, Sammie (St. Edward's)	30	64	2.1
2 Withey, Mandy (Midwestern State)	28	44	1.6
3 Thabach, Nyalam (West Texas A&M)	28	37	1.3
4 Reese Schumann (Lubbock Christian)	30	37	1.2
5 Joynes, Eliza (Western New Mexico)	26	31	1.2
6 Brundidge, Kayla (UAFS)	28	33	1.2
7 Quaadman, Alexis (UT Permian Basin)	28	33	1.2
8 Williams, Keniah (Angelo State)	24	28	1.2
9 Ray, Shelby (Texas A&M-Kingsville)	26	28	1.1
10 McGhee-Pleasant, Tayjanna (Angelo St)	28	30	1.1

3FG% LEADERS

	GP	3FG	3FGA	PCT
1 Hevinder, Lovisa (UT Tyler)	29	69	173	.399
2 Bradley, Kate (Oklahoma Christian)	26	54	147	.367
3 Boyett, Hannah (UAFS)	28	64	175	.366
4 Tschritter, Jayde (Tx&M-Kingsville)	28	62	171	.363
5 Shipley, Ashley (Eastern N.M.)	25	54	152	.355

FT% LEADERS

	GP	FT	FTA	PCT
1 Grace Foster (Lubbock Christian)	30	116	128	.906
2 Moyer, Sadie (Texas Woman's)	28	83	97	.856
3 Audrey Robertson (Lubb. Christian)	30	87	106	.821
4 Whitehead, Destini (UT Tyler)	29	76	93	.817
5 Beck, Edecia (Eastern New Mexico)	22	93	114	.816
6 Ingram, Ashley (Texas Woman's)	26	131	164	.799
7 Adrian, Deja (Eastern New Mexico)	23	98	123	.797
8 Catherman, Lauren (St. Edward's)	30	113	146	.7748

WHERE LCU STATISTICALLY RANKS NATIONALLY



Division II



TEAM

STATISTIC	National Rank	Conference Rank	Value	National Leader	Value	Conference leader	Value
Assist/Turnover Ratio (294 ranked)	71	2	0.91	Ashland	1.43	Tex. A&M-Kingsville	0.97
Assists Per Game (294 ranked)	86	4	13.6	Ashland	20.7	Tex. A&M Int'l	15.8
Blocks Per Game (294 ranked)	75	5	3.2	Kutztown	6.3	Midwestern St.	4.4
Field Goal Percentage (294 ranked)	40	1	43.3	Ashland	53.2	Lubbock Christian	43.3
Field Goal Percentage Defense (294 ranked)	25	3	35.8	Assumption	32.9	Angelo St.	34.6
Fouls Per Game (294 ranked)	71	2	15.5	Academy of Art	10.9	Texas Woman's	14.6
Free Throw Attempts Per Game (294 ranked)	75	7	18.97	Savannah St.	26.88	Midwestern St.	22.86
Free Throw Percentage (294 ranked)	17	1	77.5	Cedarville	83.8	Lubbock Christian	77.5
Free Throws Made Per Game (294 ranked)	28	7	14.70	Savannah St.	18.29	Texas Woman's	16.46
Rebound Margin (294 ranked)	129	7	1.5	Grand Valley St.	11.8	West Tex. A&M	6.3
Rebounds (Defensive) Per Game (294 ranked)	28	3	28.6	Central Wash.	31.7	West Tex. A&M	29.6
Rebounds (Offensive) Per Game (294 ranked)	277	16	8.3	West Virginia St.	24.0	Tex. Permian Basin	14.7
Rebounds Per Game (294 ranked)	163	8	36.83	West Virginia St.	51.26	Angelo St.	42.43
Scoring Defense (294 ranked)	35	2	57.9	Assumption	50.1	UT Tyler	57.2
Scoring Margin (294 ranked)	42	1	10.2	Ashland	26.9	Lubbock Christian	10.2
Scoring Offense (294 ranked)	92	3	68.2	West Virginia St.	91.8	West Tex. A&M	70.0
Steals Per Game (294 ranked)	237	13	6.6	Minnesota St.	16.6	Tex. Permian Basin	11.5
Three Point Attempts Per Game (294 ranked)	196	12	17.4	Southern Ark.	35.5	Tex. Permian Basin	27.0
Three Point Percentage (294 ranked)	34	1	34.4	Ashland	40.2	Lubbock Christian	34.4
Three Point Percentage Defense (294 ranked)	7	1	25.2	Tuskegee	21.9	Lubbock Christian	25.2
Three Pointers Per Game (294 ranked)	123	9	6.0	Southern Ark.	12.2	West Tex. A&M	7.6
Turnover Margin (294 ranked)	157	9	-0.37	Glenville St.	12.39	Tex. Permian Basin	4.93
Turnovers Forced Per Game (294 ranked)	226	14	14.53	Glenville St.	28.14	Tex. Permian Basin	21.22
Turnovers Per Game (294 ranked)	86	5	14.9	Northern St.	11.0	Texas Woman's	13.8
Winning Percentage (294 ranked)	63	4	70.0	Ashland	100.0	Texas Woman's	85.7



INDIVIDUAL

STATISTIC	Player	Nat. Rank	Conf. Rank	Value	National Leader	Value	Conference Leader	Value
Assist/Turnover Ratio (306 ranked)	Maci Maddox	150	6	1.65	Jillian Bretz, Columbus St.	7	Sawyer Lloyd, Angelo St.	2.2
Assists (241 ranked)	Maci Maddox	29	2	132	Caitlyn Ross, UVA Wise	221	Mia Rivers, Tex. A&M-Kingsville	137
Assists Per Game (248 ranked)	Audrey Robertson	127	6	91	Caitlyn Ross, UVA Wise	7.6	Mia Rivers, Tex. A&M-Kingsville	4.9
	Maci Maddox	47	4	4.4				
	Audrey Robertson	196	9	3				
Blocks (244 ranked)	Reese Schumann	47	3	37	Hannah Giddey, Southern Nazarene	82	Sammie Dufek, St. Edward's	64
	Grace Foster	141	13	24				
Blocks Per Game (247 ranked)	Reese Schumann	60	4	1.23	Hannah Giddey, Southern Nazarene	2.93	Sammie Dufek, St. Edward's	2.13
	Grace Foster	199	14	0.8				
Double Doubles (37 ranked)	Grace Foster	19	1	13	Jami Tham, Tusculum	25	Grace Foster, Lubbock Christian	13
Field Goal Attempts (250 ranked)	Grace Foster	112	4	350	Ariel Jones, Shippensburg	593	Sawyer Lloyd, Angelo St.	413
Field Goal Percentage (240 ranked)	Grace Foster	128	4	45.4	Annie Roshak, Ashland	68.1	Raiana Brown, Tex. A&M Int'l	60.1
Field Goals (249 ranked)	Grace Foster	98	4	159	Brooke Olson, Minn. Duluth	267	Raiana Brown, Tex. A&M Int'l	226
Free Throw Attempts (242 ranked)	Grace Foster	98	10	128	Emilee Weakley, Frostburg St.	236	Raiana Brown, Tex. A&M Int'l	183
	Audrey Robertson	218	17	106				
Free Throw Percentage (250 ranked)	Grace Foster	9	1	90.6	Emily Trushel, USC Aiken	93	Grace Foster, Lubbock Christian	90.6
	Audrey Robertson	83	3	82.1	Braelyn Wykle, Carson-Newman	93		
Free Throws (247 ranked)	Grace Foster	36	4	116	Ariel Jones, Shippensburg	183	Ashley Ingram, Texas Woman's	131
	Audrey Robertson	147	14	87				
Minutes Per Game (250 ranked)	Maci Maddox	35	3	36.01	Halle Herrington, California (PA)	39.09	Sawyer Lloyd, Angelo St.	36.18
Points Per Game (250 ranked)	Grace Foster	110	4	15.8	Emilee Weakley, Frostburg St.	25.5	Raiana Brown, Tex. A&M Int'l	19.2
Rebounds (249 ranked)	Grace Foster	16	1	279	Samantha Bowman, Central Wash.	400	Grace Foster, Lubbock Christian	279
Rebounds (Defensive) Per Game (250 ranked)	Grace Foster	12	1	7.8	Samantha Bowman, Central Wash.	11.3	Grace Foster, Lubbock Christian	7.8
Rebounds (Offensive) Per Game (249 ranked)					Alisha Wilson, Academy of Art	5.7	Alexus Quaadman, UTPB	3.4
Rebounds Per Game (250 ranked)	Grace Foster	35	2	9.3	Samantha Bowman, Central Wash.	14.8	Alexus Quaadman, UTPB	9.8
Steals (240 ranked)	Maci Maddox	99	7	57	Brittney Cedeno, Dominican (CA)	116	Sawyer Lloyd, Angelo St.	80
Steals Per Game (248 ranked)	Maci Maddox	167	9	1.9	Brittney Cedeno, Dominican (CA)	4.14	Sawyer Lloyd, Angelo St.	2.86
Three Point Attempts (247 ranked)					Holly Hemmeline, Tex. Permian Basin	260	Holly Hemmeline, Tex. Permian Basin	260
Three Point Percentage (122 ranked)					Paige Emborsky, Daemen	61.5	Lovisa Hevinder, UT Tyler	40.1
Three Pointers (239 ranked)					Ryan Weise, East Stroudsburg	97	Holly Hemmeline, Tex. Permian Basin	81
Three Pointers Per Game (244 ranked)					Nicole Flenbaugh, Cal State LA	3.62	Holly Hemmeline, Tex. Permian Basin	3
Triple Doubles (1 ranked)					14 players tied	1	Avalon Munoz, Tex. Permian Basin	1

27 Lead Changes Later, LCU Falls In Overtime

Grace Foster Breaks Into the Top Five in LCU's Single-Season Rebound Charts With 13th Double-Double of the Season

LUBBOCK CHRISTIAN -VS- WEST TEXAS A&M

79

FEB. 25 - LUBBOCK, TEXAS

RIP GRIFFIN CENTER

88

There were 27 lead changes and offense was on display in the regular season finale inside Rip Griffin Center Saturday, and West Texas A&M was able to do something they had never done in program history... post a win inside Lubbock Christian University's home venue. Behind 55.4% shooting from the field, the Lady Buffs defeated the Lady Chaparrals 88-79, in overtime, in a Lone Star Conference West Division meeting despite a double-double of 29 points and 11 rebounds from LCU's Grace Foster. The loss places the West Division Co-Champion Lady Chaps into the LSC Championships in Frisco, Texas as the No.4-seed and they will open play inside Comerica Center Thursday at 8:30 p.m. facing No.5-seed Texas A&M-Kingsville.

West Texas A&M's offense shot 55.4% from the field, which was the best shooting mark by an LCU opponent since Tarleton State shot 58.9% against the Lady Chaps on Nov. 16, 2013. That meeting against the TexAnns was in Stephenville, Texas. Saturday's performance in Rip Griffin Center was the best by an opposition since Oklahoma City shot the same 55.4% on the same hardwood floor Feb. 27, 2010.

Lubbock Christian was not having a bad shooting afternoon either... at least until late in the game. LCU was 10-of-16 from three-point range, which is tied for their third-best three-point shooting mark (62.5%) since the 2009-2010 season. Lubbock Christian hasn't shot better since shooting 66.7% (12/18) on Nov. 17, 2017 against Western New Mexico.

The game also features two inside players having a duel in the paint. WTAMU's Nyalam Thabach was 12-of-18 from the field and hit all six free-throws she had to finish with a game-high 30 points and 14 rebounds for a double-double. Pacing with her was Foster, who posted 29 points and 11 rebounds for her second-highest point total of her LCU career and conference-leading 13th double-double of the season.

Foster's 11 rebounds placed her with 279 on the season, which moved her past Darla Lynch's 1981-82 season total of 278 rebounds as the fifth-best single season mark in program history. The sophomore is three boards away from moving past Tess Bruffey's 2017-18 season total of 281 rebounds.

Saturday, WTAMU hit their shooting stride late in the third quarter, bleeding into the fourth quarter, as they made nine of 10 shot attempts from the field to take a 68-64 lead with 6:33 remaining. The Lady Chaps responded with an 8-0 run and a jumper by Shaylee Stovall put LCU up 72-68 with 4:12 remaining (Stovall had five of the points of the 8-0 run). LCU would go on to miss 11 of their next and final 12 field goal attempts from that moment on. The Lady Chaps were shooting 53.1% (26/49) at the time of Stovall's bucket and finished the game 44.3% (27/61) from the floor.

Five of the final seven points LCU scored were from the free-throw line, including a pair by Audrey Robertson with 10 seconds left in regulation to force the overtime frame. LCU would end up with one field goal (from Maci Maddox) in the overtime frame.

Karley Motschenbacher led WTAMU in the extra session with six points and finished with 16 points. Joining Motschenbacher and Thabach in double figures was Lauren Taylor (13 points) and Kyla Kane (10 points). The Lady Buffs will head to the LSC Championships as the No.6-seed with a 14-8 LSC mark on the 2022-23 campaign (21-9 overall).

Along with Foster's 29 points, LCU received 16 points from Maddox, and 14 points each from Robertson and Stovall. LCU was outscored 10-3 in second-chance scoring, as they were out-rebounded 40-24 in the contest. The points-off-turnovers was even at 15-15 despite LCU having a 16-11 advantage in forced turnovers. LCU closes the regular season 21-9 and with a 15-6 LSC mark.

TURNING POINT

LCU closed the game 1-of-12 to close out the contest and they were 1-of-9 from the field in overtime. The Lady Chaps missed their final seven shot attempts to end the game.

West Tex. A&M 88 • 21-9,14-8 Lone S

#	Player	Total		3-Ptr		Rebounds		PF	TP	A	TO	Blk	Stl	Min	
		FG	FGA	FG	FGA	Off	Def								
33	Jayla Burgess	f	4-10	0-0	1-2	0	5	5	2	9	3	0	1	38	
24	Nyalam Thabach	c	12-18	0-0	6-6	2	12	14	3	30	2	3	1	41	
02	Azia Himeur	g	3-5	0-1	0-0	0	1	1	1	6	0	1	0	26	
23	Karley Motschenbacher	g	3-8	1-1	9-14	3	4	7	2	16	4	3	1	42	
30	Lauren Taylor	g	5-7	3-4	0-2	1	0	1	4	13	2	4	0	34	
00	Hollie Stalder		1-2	0-1	2-2	1	3	4	1	4	1	3	0	24	
15	Kyla Kane		3-6	2-3	2-2	0	2	2	1	10	0	2	1	20	
Team						3	3	6							
Totals			31-56	6-10	20-28	10	30	40	14	88	12	16	3	5	225
1st - FG %:		9-15	60.0%	2nd: 6-13	46.2%	3rd: 8-13	61.5%	4th: 5-10	50.0%	Game: 31-56		55.4%	Deadball		
3FG %:		2-3	66.7%	0-2	0.0%	2-2	100.0%	1-2	50.0%	6-10		60.0%	20-28		71.4%
FT %:		3-3	100.0%	3-4	75.0%	1-2	50.0%	7-10	70.0%						

Lubbock Christian 79 • 21-9, 15-6 Lone S

#	Player	Total		3-Ptr		Rebounds		PF	TP	A	TO	Blk	Stl	Min		
		FG	FGA	FG	FGA	Off	Def									
00	Grace Foster	f	9-15	3-5	8-9	1	10	11	3	29	3	4	1	43		
23	Martie McCoy	f	1-9	0-1	2-4	0	3	3	4	4	0	2	1	2	33	
02	Maci Maddox	g	7-13	2-3	0-0	0	0	1	1	3	16	5	1	0	1	45
03	Audrey Robertson	g	4-11	2-3	4-6	1	0	1	4	14	4	2	0	1	39	
15	Shaylee Stovall	g	5-9	3-4	1-1	0	0	0	2	14	0	0	0	0	32	
04	Rachel Haase		1-1	0-0	0-0	0	1	1	1	2	1	0	1	3	11	
20	Carli Bostwick		0-0	0-0	0-0	0	0	0	0	0	0	1	0	0	6	
30	Audrey Spurgin		0-1	0-0	0-0	0	0	1	1	2	0	0	0	0	5	
40	Reese Schumann		0-2	0-0	0-0	0	1	1	2	0	0	1	1	1	0	11
Team						3	1	4								
Totals			27-61	10-16	15-20	6	18	24	21	79	14	11	4	9	225	
1st - FG %:		7-15	46.7%	2nd: 8-15	53.3%	3rd: 7-11	63.6%	4th: 4-11	36.4%	Game: 27-61		44.3%	Deadball			
3FG %:		4-6	66.7%	4-5	80.0%	1-2	50.0%	1-1	100.0%	10-16		62.5%	15-20		75.0%	
FT %:		3-4	75.0%	1-2	50.0%	3-4	75.0%	6-8	75.0%							

Officials: Trey Bowers, Destry Dacus, Michael Undiales

Technical fouls: West Tex. A&M=None, Lubbock Christian=None.

Attendance: 568

2022-23 Women's Basketball, Round: 0, Lubbock Christian vs West Tex. A&M, Play

Score by periods	1st	2nd	3rd	4th	OT	Total
West Tex. A&M	23	15	19	18	13	88
Lubbock Christian	21	21	18	15	4	79



2022-23 STATISTICS

RECORD:	OVERALL	HOME	AWAY	NEUTRAL
ALL GAMES	21-9	12-2	8-4	1-3
CONFERENCE	15-6	8-2	7-4	0-0
NON-CONFERENCE	6-3	4-0	1-0	1-3

##	Player	gp-gs	min	avg	Total		3-Point		F-Throw		Rebounds				pf	dq	a	to	blk	stl	pts	avg
					fg-fga	fg%	3fg-fga	3fg%	ft-fa	ft%	off	def	tot	avg								
00	Grace Foster	30-30	954	31.8	159-350	.454	41-112	.366	116-128	.906	45	234	279	9.3	59	1	62	78	24	18	475	15.8
02	Maci Maddox	30-30	1080	36.0	124-290	.428	27-76	.355	37-48	.771	11	91	102	3.4	32	0	132	80	4	57	312	10.4
03	Audrey Robertson	30-30	954	31.8	109-248	.440	21-68	.309	87-106	.821	36	111	147	4.9	54	1	91	69	7	40	326	10.9
04	Rachel Haase	28-0	351	12.5	41-119	.345	29-84	.345	5-7	.714	7	20	27	1.0	16	0	25	21	4	9	116	4.1
12	Taylor Thomas	23-0	200	8.7	18-39	.462	1-10	.100	21-23	.913	1	19	20	0.9	26	0	7	22	3	9	58	2.5
15	Shaylee Stovall	30-30	809	27.0	69-164	.421	42-104	.404	57-73	.781	6	36	42	1.4	42	0	29	34	0	16	237	7.9
20	Carli Bostwick	24-2	250	10.4	30-74	.405	8-32	.250	20-31	.645	6	32	38	1.6	17	0	5	14	1	9	88	3.7
23	Martie McCoy	30-13	458	15.3	33-85	.388	8-22	.364	23-31	.742	17	56	73	2.4	64	2	22	20	6	9	97	3.2
30	Audrey Spurgin	26-0	178	6.8	18-51	.353	0-1	.000	24-36	.667	12	21	33	1.3	35	0	4	14	3	2	60	2.3
31	Tia Johnson	10-0	48	4.8	7-21	.333	2-9	.222	3-3	1.000	2	9	11	1.1	9	0	3	3	0	5	19	1.9
33	Deja Johnson	10-0	56	5.6	4-10	.400	1-5	.200	5-6	.833	3	7	10	1.0	3	0	5	2	0	3	14	1.4
34	Whitney Cox	20-14	238	11.9	39-82	.476	0-0	.000	7-16	.438	8	51	59	3.0	32	1	12	15	8	7	85	4.3
40	Reese Schumann	30-1	474	15.8	61-110	.555	0-0	.000	36-61	.590	47	96	143	4.8	76	2	12	50	37	14	158	5.3
Team											47	74	121				25					
Total.....		30	6050		712-1643	.433	180-523	.344	441-569	.775	248	857	1105	36.8	465	7	409	447	97	198	2045	68.2
Opponents.....		30	6050		630-1761	.358	127-503	.252	351-483	.727	327	733	1060	35.3	509	9	290	436	99	210	1738	57.9

TEAM STATISTICS	LCU	OPP	Date	Opponent	Score	Att.
SCORING	2045	1738	11/05/22	vs Mo. Southern St.	L 64-65	205
Points per game	68.2	57.9	11/06/22	vs Missouri Western	Lot 96-101	113
Scoring margin	+10.2	-	11/11/22	COLO. CHRISTIAN	W 85-64	368
FIELD GOALS-ATT	712-1643	630-1761	11/12/22	CSU PUEBLO	W 76-58	374
Field goal pct	.433	.358	11/21/22	at Southwestern Okla.	W 73-67	374
3 POINT FG-ATT	180-523	127-503	11/27/22	WESTERN COLO.	W 51-38	258
3-point FG pct	.344	.252	* 12/01/22	OKLA. CHRISTIAN	W 88-61	285
3-pt FG made per game	6.0	4.2	* 12/03/22	ARK.-FORT SMITH	W 76-49	402
FREE THROWS-ATT	441-569	351-483	* 12/08/22	at Tex. A&M Int'l	L 47-60	230
Free throw pct	.775	.727	* 12/10/22	at Tex. A&M-Kingsville	W 76-61	202
F-Throws made per game	14.7	11.7	12/16/22	vs Ga. Southwestern	L 59-70	0
REBOUNDS	1105	1060	12/17/22	vs Mont. St. Billings	W 60-58	0
Rebounds per game	36.8	35.3	* 12/30/22	CAMERON	W 85-34	481
Rebounding margin	+1.5	-	* 01/01/23	MIDWESTERN ST.	W 74-63	347
ASSISTS	409	290	* 01/05/23	at Tex. Permian Basin	W 73-60	128
Assists per game	13.6	9.7	* 01/07/23	at Angelo St.	L 51-53	1112
TURNOVERS	447	436	* 01/12/23	EASTERN N.M.	W 77-55	258
Turnovers per game	14.9	14.5	* 01/14/23	WESTERN N.M.	W 67-50	409
Turnover margin	-0.4	-	* 01/19/23	at UT Tyler	L 57-69	395
Assist/turnover ratio	0.9	0.7	* 01/21/23	at Texas Woman's	L 69-75	401
STEALS	198	210	* 01/26/23	at Midwestern St.	W 61-37	872
Steals per game	6.6	7.0	* 01/28/23	at Cameron	W 68-56	200
BLOCKS	97	99	* 02/02/23	ANGELO ST.	L 57-60	598
Blocks per game	3.2	3.3	* 02/04/23	TEX. PERMIAN BASIN	W 70-50	456
ATTENDANCE	5697	6522	* 02/09/23	at Western N.M.	W 54-40	84
Home games-Avg/Game	14-407	12-517	* 02/11/23	at Eastern N.M.	W 66-61	542
Neutral site-Avg/Game	-	4-80	02/16/23	ST. EDWARD'S	W 55-29	515
			* 02/18/23	ST. MARY'S (TX)	W 60-46	378
			* 02/23/23	at West Tex. A&M	W 71-60	1664
			* 02/25/23	WEST TEX. A&M	Lot 79-88	568
Score by Periods	1st	2nd	3rd	4th	OT	Totals
Lubbock Christian	475	514	535	505	16	2045
Opponents	390	430	405	483	30	1738

* - Conference game

CONFERENCE STATISTICS

#	Player			Total			3-Point			F-Throw			Rebounds											
				gp-gs	min	avg	fg-fga	fg%	3fg-fga	3fg%	ft-fa	ft%	off	def	tot	avg	pf	dq	a	to	blk	stl	pts	avg
00	Grace Foster			22-22	694	31.5	120-249	.482	28-84	.333	82-93	.882	30	173	203	9.2	40	1	45	60	18	15	350	15.9
02	Maci Maddox			22-22	780	35.5	89-207	.430	22-57	.386	27-33	.818	9	63	72	3.3	19	0	99	54	4	38	227	10.3
03	Audrey Robertson			22-22	686	31.2	76-181	.420	18-53	.340	52-65	.800	21	84	105	4.8	43	1	64	45	5	29	222	10.1
04	Rachel Haase			22-0	276	12.5	34-97	.351	22-67	.328	3-3	1.000	3	17	20	0.9	13	0	20	13	3	9	93	4.2
12	Taylor Thomas			15-0	134	8.9	12-24	.500	1-8	.125	15-16	.938	1	10	11	0.7	18	0	5	15	2	6	40	2.7
15	Shaylee Stovall			22-22	592	26.9	59-130	.454	37-83	.446	33-41	.805	4	30	34	1.5	29	0	21	25	0	14	188	8.5
20	Carli Bostwick			22-2	208	9.5	23-60	.383	4-25	.160	9-20	.450	6	24	30	1.4	13	0	5	12	1	8	59	2.7
23	Martie McCoy			22-13	379	17.2	30-76	.395	7-20	.350	20-27	.741	15	42	57	2.6	51	2	21	16	5	9	87	4.0
30	Audrey Spurgin			19-0	130	6.8	13-38	.342	0-0	.000	18-24	.750	9	18	27	1.4	26	0	3	12	3	1	44	2.3
31	Tia Johnson			8-0	39	4.9	7-19	.368	2-8	.250	3-3	1.000	1	6	7	0.9	9	0	2	1	0	4	19	2.4
33	Deja Johnson			9-0	49	5.4	4-9	.444	1-4	.250	1-2	.500	2	7	9	1.0	3	0	5	2	0	2	10	1.1
34	Whitney Cox			12-6	115	9.6	13-34	.382	0-0	.000	5-12	.417	3	23	26	2.2	15	0	6	10	4	2	31	2.6
40	Reese Schumann			22-1	343	15.6	42-78	.538	0-0	.000	27-44	.614	33	67	100	4.5	57	2	12	38	24	10	111	5.0
Team													37	52	89				20					
Total.....				22	4425		522-1202	.434	142-409	.347	295-383	.770	174	616	790	35.9	336	6	308	323	69	147	1481	67.3
Opponents.....				22	4425		441-1249	.353	76-323	.235	259-366	.708	235	537	772	35.1	354	5	195	330	75	147	1217	55.3

Date	Opponent		Score
* 12/01/22	OKLA. CHRISTIAN	w	88-61
* 12/03/22	ARK.-FORT SMITH	w	76-49
* 12/08/22	at Tex. A&M Int'l	L	47-60
* 12/10/22	at Tex. A&M-Kingsville	w	76-61
* 12/30/22	CAMERON	w	85-34
* 01/01/23	MIDWESTERN ST.	w	74-63
* 01/05/23	at Tex. Permian Basin	w	73-60
* 01/07/23	at Angelo St.	L	51-53
* 01/12/23	EASTERN N.M.	w	77-55
* 01/14/23	WESTERN N.M.	w	67-50
* 01/19/23	at UT Tyler	L	57-69
* 01/21/23	at Texas Woman's	L	69-75
* 01/26/23	at Midwestern St.	w	61-37
* 01/28/23	at Cameron	w	68-56
* 02/02/23	ANGELO ST.	L	57-60
* 02/04/23	TEX. PERMIAN BASIN	w	70-50
* 02/09/23	at Western N.M.	w	54-40
* 02/11/23	at Eastern N.M.	w	66-61
* 02/16/23	ST. EDWARD'S	w	55-29
* 02/18/23	ST. MARY'S (TX)	w	60-46
* 02/23/23	at West Tex. A&M	w	71-60
* 02/25/23	WEST TEX. A&M	Lot	79-88

HOME STATISTICS

#	Player			Total			3-Point			F-Throw			Rebounds											
				gp-gs	min	avg	fg-fga	fg%	3fg-fga	3fg%	ft-fa	ft%	off	def	tot	avg	pf	dq	a	to	blk	stl	pts	avg
00	Grace Foster			14-14	427	30.5	70-144	.486	20-50	.400	63-69	.913	23	127	150	10.7	23	0	40	33	13	12	223	15.9
02	Maci Maddox			14-14	477	34.1	58-122	.475	11-30	.367	22-27	.815	2	28	30	2.1	8	0	63	28	1	29	149	10.6
03	Audrey Robertson			14-14	399	28.5	50-109	.459	12-26	.462	41-54	.759	13	38	51	3.6	30	1	40	26	1	22	153	10.9
04	Rachel Haase			14-0	181	12.9	17-54	.315	12-38	.316	4-6	.667	5	11	16	1.1	7	0	10	16	2	6	50	3.6
12	Taylor Thomas			12-0	126	10.5	13-30	.433	1-10	.100	10-10	1.000	0	12	12	1.0	12	0	5	11	1	8	37	3.1
15	Shaylee Stovall			14-14	363	25.9	40-84	.476	21-48	.438	23-28	.821	3	15	18	1.3	12	0	10	15	0	4	124	8.9
20	Carli Bostwick			11-1	118	10.7	16-42	.381	4-18	.222	5-13	.385	4	16	20	1.8	6	0	3	6	0	7	41	3.7
23	Martie McCoy			14-5	229	16.4	15-41	.366	4-13	.308	12-17	.706	10	21	31	2.2	27	1	9	14	4	3	46	3.3
30	Audrey Spurgin			13-0	88	6.8	10-28	.357	0-1	.000	19-28	.679	6	12	18	1.4	19	0	2	4	1	1	39	3.0
31	Tia Johnson			7-0	37	5.3	5-16	.313	2-8	.250	3-3	1.000	0	8	8	1.1	7	0	2	2	0	5	15	2.1
33	Deja Johnson			8-0	46	5.8	3-8	.375	1-5	.200	5-6	.833	3	6	9	1.1	3	0	4	2	0	3	12	1.5
34	Whitney Cox			10-7	98	9.8	15-32	.469	0-0	.000	5-11	.455	2	18	20	2.0	16	0	6	8	3	5	35	3.5
40	Reese Schumann			14-1	236	16.9	27-50	.540	0-0	.000	22-35	.629	20	49	69	4.9	34	1	4	27	23	9	76	5.4
Team													23	32	55				16					
Total.....				14	2825		339-760	.446	88-247	.356	234-307	.762	114	393	507	36.2	204	3	198	208	49	114	1000	71.4
Opponents.....				14	2825		268-786	.341	51-202	.252	158-224	.705	158	345	503	35.9	260	4	109	254	36	98	745	53.2

AWAY STATISTICS

#	Player			Total			3-Point			F-Throw			Rebounds											
				gp-gs	min	avg	fg-fga	fg%	3fg-fga	3fg%	ft-fa	ft%	off	def	tot	avg	pf	dq	a	to	blk	stl	pts	avg
00	Grace Foster			12-12	393	32.8	68-146	.466	14-46	.304	41-47	.872	18	84	102	8.5	26	1	15	37	7	4	191	15.9
02	Maci Maddox			12-12	446	37.2	49-125	.392	14-36	.389	11-17	.647	8	46	54	4.5	14	0	54	37	3	21	123	10.3
03	Audrey Robertson			12-12	416	34.7	40-103	.388	7-35	.200	30-34	.882	13	60	73	6.1	17	0	39	30	6	14	117	9.8
04	Rachel Haase			12-0	151	12.6	24-62	.387	17-44	.386	1-1	1.000	2	8	10	0.8	7	0	13	3	2	3	66	5.5
12	Taylor Thomas			7-0	46	6.6	3-5	.600	0-0	.000	9-10	.900	1	4	5	0.7	11	0	1	7	1	0	15	2.1
15	Shaylee Stovall			12-12	329	27.4	26-67	.388	19-47	.404	16-23	.696	2	17	19	1.6	20	0	16	15	0	11	87	7.3
20	Carli Bostwick			11-1	90	8.2	7-18	.389	0-7	.000	4-7	.571	2	8	10	0.9	7	0	2	6	1	1	18	1.6
23	Martie McCoy			12-8	189	15.8	18-40	.450	4-9	.444	8-10	.800	6	25	31	2.6	29	1	13	5	2	6	48	4.0
30	Audrey Spurgin			10-0	71	7.1	5-17	.294	0-0	.000	3-4	.750	4	9	13	1.3	13	0	2	9	2	1	13	1.3
31	Tia Johnson			2-0	8	4.0	2-5	.400	0-1	.000	0-0	.000	1	1	2	1.0	2	0	0	0	0	0	4	2.0
33	Deja Johnson			2-0	10	5.0	1-2	.500	0-0	.000	0-0	.000	0	1	1	0.5	0	0	1	0	0	0	2	1.0
34	Whitney Cox			6-3	69	11.5	12-24	.500	0-0	.000	0-3	.000	2	15	17	2.8	8	0	3	5	3	0	24	4.0
40	Reese Schumann			12-0	182	15.2	24-45	.533	0-0	.000	10-18	.556	20	35	55	4.6	33	1	8	18	10	5	58	4.8
Team													17	30	47				7					
Total.....				12	2400		279-659	.423	75-225	.333	133-174	.764	96	343	439	36.6	187	3	167	179	37	66	766	63.8
Opponents.....				12	2400		255-704	.362	49-208	.236	140-193	.725	120	291	411	34.2	176	4	127	142	51	89	699	58.2

NEUTRAL SITE STATISTICS

#	Player	Total			3-Point			F-Throw		Rebounds												
		gp-gs	min	avg	fg-fga	fg%	3fg-fga	3fg%	ft-fa	ft%	off	def	tot	avg	pf	dq	a	to	blk	stl	pts	avg
00	Grace Foster	4-4	134	33.5	21-60	35.0	7-16	43.8	12-12	1.000	4	23	27	6.8	10	0	7	8	4	2	61	15.3
02	Maci Maddox	4-4	157	39.2	17-43	39.5	2-10	20.0	4-4	1.000	1	17	18	4.5	10	0	15	15	0	7	40	10.0
03	Audrey Robertson	4-4	139	34.8	19-36	52.8	2-7	28.6	16-18	.889	10	13	23	5.8	7	0	12	13	0	4	56	14.0
04	Rachel Haase	2-0	19	9.5	0-3	0.00	0-2	0.00	0-0	0.00	0	1	1	0.5	2	0	2	2	0	0	0	0.0
12	Taylor Thomas	4-4	28	7.0	2-4	50.0	0-0	0.00	2-3	.667	0	3	3	0.8	3	0	1	4	1	1	6	1.5
15	Shaylee Stovall	4-4	117	29.3	3-13	23.1	2-9	22.2	18-22	.818	1	4	5	1.3	10	0	3	4	0	1	26	6.5
20	Carli Bostwick	2-0	42	21.0	7-14	50.0	4-7	57.1	11-11	1.000	0	8	8	4.0	4	0	0	2	0	1	29	14.5
23	Martie McCoy	4-0	40	10.0	0-4	0.00	0-0	0.00	3-4	.750	1	10	11	2.8	8	0	0	1	0	0	3	0.8
30	Audrey Spurgin	3-0	19	6.3	3-6	50.0	0-0	0.00	2-4	.500	2	0	2	0.7	3	0	0	1	0	0	8	2.7
31	Tia Johnson	1-0	3	3.0	0-0	0.00	0-0	0.00	0-0	0.000	1	0	1	1.0	0	0	1	1	0	0	0	0.0
34	Whitney Cox	4-4	71	17.8	12-26	46.2	0-0	0.00	2-2	1.000	4	18	22	5.5	8	1	3	2	2	2	26	6.5
40	Reese Schumann	4-0	56	14.0	10-15	66.7	0-0	0.00	4-8	.500	7	12	19	4.8	9	0	0	5	4	0	24	6.0
Team											7	12	19				2					
Total.....		4	825		94-224	420	17-51	333	74-88	.841	38	92	159	39.8	74	1	44	60	11	28	279	69.8
Opponents.....		4	825		107-271	395	27-93	290	53-66	.803	49	121	169	36.5	73	1	54	40	12	23	294	73.5

DIVISION GAME STATISTICS

RECORDS:	OVERALL	HOME	AWAY	NEUTRAL
ALL GAMES	10-2	5-1	5-1	0-0
CONFERENCE	10-2	5-1	5-1	0-0
NON-CONFERENCE	0-0	0-0	0-0	0-0

#	Player	gp-gs	min	avg	Total		3-Point		F-Throws		Rebounds									
					fg-fga	fg%	3fg-fga	3fg%	ft-fa	ft%	off	def	tot	avg	pf	dq	e	to	blk	stl
01	Grace Foster	12-12	365	30.4	73-142	.514	13-45	.289	48-55	.891	20	91	111	9.3	19	1	19	38	10	6
02	Maci Maddox	12-12	417	34.8	40-98	.408	9-26	.346	14-19	.737	4	25	33	2.8	8	0	52	28	2	17
03	Andrey Robertson	12-12	354	29.5	45-99	.455	12-30	.400	24-38	.600	10	68	78	6.5	17	1	36	23	4	12
04	Rachel Haase	12-0	146	12.2	17-52	.327	13-41	.317	0-0	.000	0	11	11	0.9	5	0	9	5	1	6
12	Taylor Thomas	9-8	95	10.6	9-18	.500	1-6	.167	11-12	.917	1	8	9	1.0	14	0	4	9	2	5
15	Shaylee Stovall	12-12	325	27.1	25-65	.385	17-45	.378	17-19	.895	3	23	26	2.2	14	0	13	15	0	10
20	Carl Boschwitz	12-2	110	9.0	15-38	.395	2-14	.143	5-12	.417	4	17	21	1.8	9	0	3	8	1	5
23	Martie McCoy	12-7	211	17.6	14-38	.368	2-9	.222	13-15	.867	6	27	33	2.8	24	1	14	8	2	6
30	Andrey Spurgin	10-8	75	7.5	9-25	.360	0-8	.000	9-12	.750	5	13	18	1.8	13	0	2	6	2	1
31	Tia Johnson	5-0	25	5.0	5-13	.385	1-4	.250	0-0	.000	1	4	5	1.0	7	0	1	0	0	1
33	Deja Johnson	6-8	34	5.7	4-8	.500	1-3	.333	0-0	.000	0	5	5	0.8	0	0	3	2	0	0
34	Whitney Cox	6-2	42	7.0	3-10	.300	0-0	.000	0-0	.000	0	5	5	0.8	4	0	2	4	2	0
40	Reese Schumann	12-1	193	16.1	27-43	.628	0-8	.000	18-28	.643	17	31	48	4.0	35	2	6	18	16	5
Team											22	38	60				11			
Total.....		12	2400		286-649	.441	71-223	.318	160-202	.792	93	362	455	37.9	169	5	164	175	42	74
Opponents.....		12	2400		229-719	.318	39-199	.196	122-176	.693	149	291	440	36.7	191	2	101	168	41	80

TEAM STATISTICS	LCU	OPP
SCORING	803	619
Points per game	66.9	51.6
Scoring margin	+15.3	-
FIELD GOALS-ATT	286-649	229-719
Field goal pct	.441	.318
3 POINT FG-ATT	71-223	39-199
3-point FG pct	.318	.196
3-pt FG made per game	5.9	3.3
FREE THROWS-ATT	160-202	122-176
Free throw pct	.792	.693
F-Throws made per game	13.3	10.2
REBOUNDS	455	440
Rebounds per game	37.9	36.7
Rebounding margin	+1.3	-
ASSISTS	164	101
Assists per game	13.7	8.4
TURNOVERS	175	168
Turnovers per game	14.6	14.0
Turnover margin	-0.6	-
Assist/Turnover ratio	0.9	0.6
STEALS	74	80
Steals per game	6.2	6.7
BLOCKS	42	41
Blocks per game	3.5	3.4
ATTENDANCE	2549	2988
Home games-Pop/Game	6-425	5-490
Neutral site-Avg/Game	-	0-0

Score by Period	1st	2nd	3rd	4th	Total
Lubbock Christian	195	204	202	202	803
Opponents	146	133	163	177	619

Date	Opponent	Score	Att
12/30/22	CAMERON	W 85-34	481
01/01/23	MIDWESTERN ST.	W 74-63	347
01/05/23	at Tex. Permian Basin	W 73-68	128
01/07/23	at Angelo St.	L 51-53	1112
01/12/23	EASTERN N.M.	W 77-55	258
01/14/23	WESTERN N.M.	W 67-58	489
01/26/23	at Midwestern St.	W 61-37	472
01/28/23	at Cameron	W 68-56	288
02/02/23	ANGELO ST.	L 57-58	598
02/04/23	TEX. PERMIAN BASIN	W 70-58	456
02/09/23	at Western N.M.	W 54-48	84
02/11/23	at Eastern N.M.	W 66-61	542

* - Conference game

OPPONENT BREAKDOWN

Texas A&M - Kingsville (4-2, 1-1)



Location: Kingsville, Texas
Enrollment: 6,900
Head Coach: Michael Madrid
Assistant Coach: Rachel Barnes

ALL-TIME MEETINGS (LCU leads 2-1)

Date	Winner	Score
2/22/20	LCU (h)	71-29
12/31/21	TAMUK (h)	59-42
12/10/22	LCU (a)	76-61

a - road team won
h - home team won

LCU SERIES HIGHS

Points:	76	at TAMUK 12/10/22
Individual Points:	21	2 tied
Field Goal %:	.536	at TAMUK 12/10/22
Indiv. FG made:	8	2 tied
Three-pointers:	8	vs. TAMUK 2/22/20
Individual "3's":	4	Rachel Haase 12/10/22
Rebounds:	42	vs. TAMUK 2/22/20
Individual Reb:	14	Grace Foster 12/10/22
Assists:	22	at TAMUK 12/10/22
Individual Assists:	9	Maci Maddox 12/10/22
Blocks:	7	vs. TAMUK 2/22/20
Individual Blocks:	2	4 tied

ROSTER

#	Name	Pos.	Ht.	Yr.	Hometown	High School	Previous School
00	Mia Cherry	G	5-8	Sr.	Brock, Texas	Brock HS	Blinn Coll. / Ok. Baptist
1	Shelby Ray	G/F	6-2	Fr.	Lexington, Texas	Lexington HS	Long Beach St.
2	Alyssa O' Malley	G	5-9	Fr.	Merkel, Texas	Merkel HS	
3	Brianna Pena	G	5-9	Sr.	Weslaco, Texas	Weslaco HS	Hill College
10	Mia Rivers	G	5-6	So.	College Station, Texas	College Station HS	
14	Annelise Dominguez	G	5-9	So.	El Paso, Texas	Chapin HS	
20	Georgia Ohiaeri	G/F	6-0	Jr.	Las Vegas, Nev.	Bishop Gorman HS	UC Riverside
23	Devon Williams	F	6-2	So.	Gonzales, Texas	Gonzales HS	
24	Jayde Tschritter	G	5-7	So.	Corpus Christi, Texas	DME Academy / Flour Bluff HS	
32	Bella Sipowicz	F	6-2	Fr.	Lubbock, Texas	Lubbock Cooper HS	
35	Janessa Payne	G/F	5-11	So.	Aledo, Texas	All Saints Episcopal School / Aledo HS	
41	Veyda Lake	F	6-1	So.	Houston, Texas	Clear Brook HS	
44	Maeghan Palmer	F	6-0	Jr.	Midlothian, Texas	Midlothian HS	

TEAM STATISTICS

Game Records

Record	Overall	Home	Away	Neutral
ALL GAMES	18-10	9-4	9-4	0-2
CONFERENCE	15-7	8-3	7-4	0-0
NON-CONFERENCE	3-3	1-1	2-0	0-2

Score by Periods

Team	1st	2nd	3rd	4th	OT	TOT
Tex. A&M-Kingsville	435	415	411	467	17	1745
Opponents	408	383	415	422	25	1653

Team Box Score

No.	Player	GP-GS	MIN	AVG	FG-FGA	FG%	3FG-3FGA	3FG%	FT-FTA	FT%	OFF	DEF	TOT	AVG	PF	DQ	A	TO	BLK	STL	PTS	AVG
10	RIVERS, Mia	28-28	952:02	34.0	83-210	.395	17-58	.293	98-140	.700	27	116	143	5.1	45	2	137	80	2	33	281	10.0
20	OHIAERI, Georgia	28-21	789:43	28.2	88-223	.395	17-52	.327	79-118	.669	36	130	166	5.9	67	2	31	60	5	19	272	9.7
24	TSCHRITTER, Jayde	28-28	913:03	32.6	93-231	.403	62-171	.363	23-37	.622	19	61	80	2.9	47	0	50	45	1	30	271	9.7
3	PENA, Brianna	27-23	830:44	30.8	101-247	.409	21-73	.288	32-42	.762	13	71	84	3.1	45	0	70	41	2	23	255	9.4
1	RAY, Shelby	26-1	426:58	16.4	69-168	.411	27-71	.380	30-43	.698	30	90	120	4.6	60	1	18	39	28	13	195	7.5
41	LAKE, Veyda	28-22	502:43	18.0	76-128	.594	0-1	.000	35-44	.795	25	46	71	2.5	69	1	11	29	4	6	187	6.7
35	PAYNE, Janessa	28-17	659:46	23.6	62-131	.473	46-107	.430	11-14	.786	17	79	96	3.4	50	0	29	25	7	21	181	6.5
2	O' MALLEY, Alyssa	27-0	241:07	8.9	14-55	.255	7-27	.259	12-20	.600	17	24	41	1.5	17	0	20	13	3	10	47	1.7
14	DOMINGUEZ, Annelise	25-0	246:11	9.8	15-62	.242	7-39	.179	3-5	.600	3	20	23	0.9	22	0	16	20	0	7	40	1.6
32	SIPOWICZ, Bella	17-0	81:24	4.8	7-17	.412	0-0	.000	2-4	.500	7	7	14	0.8	15	0	1	5	0	1	16	0.9
44	PALMER, Maeghan	1-0	01:06	1.1	0-0	.000	0-0	.000	0-0	.000	0	0	0	0.0	0	0	0	0	0	0	0	0.0
Team											42	67	109					36				
Total		28	5645		608-1472	.413	204-599	.341	325-467	.696	236	711	947	33.8	437	6	383	393	52	163	1745	62.3
Opponents		28	5650		591-1593	.371	153-585	.262	318-437	.728	324	652	976	34.9	463	9	350	376	48	199	1653	59.0

2022-2023 RESULTS

Date	Opponent	Score
11/11/2022	at Chadron St.	W 80-63
11/12/2022	at Black Hills St.	W 71-65
11/19/2022	Western Colo.	Lot 56-62
11/23/2022	Adams St.	W 63-41
12/01/2022	at Angelo St.	L 61-72
12/03/2022	at Tex. Permian Basin	W 65-55
12/08/2022	West Tex. A&M	W 71-60
12/10/2022	Lubbock Christian	L 61-76
12/16/2022	vs Mont. St. Billings	L 57-68
12/17/2022	vs Ga. Southwestern	L 59-63
12/30/2022	at St. Mary's (TX)	W 60-53
01/01/2023	at St. Edward's	Lot 65-67
01/05/2023	Ark.-Fort Smith	W 68-41
01/07/2023	Okla. Christian	L 60-67
01/12/2023	Texas Woman's	L 50-79
01/14/2023	UT Tyler	W 61-46
01/19/2023	at Western N.M.	W 51-45
01/21/2023	at Eastern N.M.	W 50-48
01/26/2023	St. Edward's	W 55-39
01/28/2023	St. Mary's (TX)	W 50-42
02/02/2023	at Okla. Christian	W 78-75
02/04/2023	at Ark.-Fort Smith	W 72-55
02/09/2023	at UT Tyler	L 47-71
02/11/2023	at Texas Woman's	L 48-57
02/16/2023	Midwestern St.	W 82-72
02/18/2023	Cameron	W 67-41
02/23/2023	Tex. A&M Int'l	W 72-70
02/25/2023	at Tex. A&M Int'l	W 65-60

LUBBOCK CHRISTIAN UNIVERSITY WOMEN'S BASKETBALL GAME NOTES

LCU RECORD WHEN...

At home	12-2
On the road	8-4
Neutral site.....	1-3
Lone Star Conference	16-6

Monday	1-0
Tuesday.....	0-0
Wednesday	0-0
Thursday	7-3
Friday.....	2-1
Saturday.....	9-4
Sunday	2-1

Against ranked opponents.....	1-3
Top 5 opponents	0-0
Top 10 opponents	0-2

Scoring

70-plus points	12-2
60-69 points	6-2
50-59 points	3-4
49 or less points.....	0-1

Allowing

70-plus points	0-4
60-69 points	8-4
50-59 points	6-1
49 or less points.....	7-0

Shooting

50% or better	5-0
40-49%	14-5
30-39%	2-3
29.9% or less	0-1

Opponents Shooting

50% or better	0-2
40-49%	2-3
30-39%	13-4
29.9% or less	6-0

Percentages From The Field

Out-shooting the opponent	21-3
Opponents out-shoot LCU	0-6
Tied	0-0

Rebounding

Out-rebound an opponent.....	11-5
Opponent out-rebounds LCU	9-3
Tied	1-1

Turnovers

Commit 15 or less turnovers	12-4
Commit more than 15 turnovers.....	9-5
Force 15 or less turnovers.....	10-7
Force more than 15	11-2

Misc.

When Leading after the 1st Quarter.....	17-2
When Tied after the 1st Quarter.....	2-0
When Trailing after the 1st Quarter.....	2-7

When Leading at halftime	17-3
When Tied at halftime	1-0
When Trailing at halftime	3-6

When Leading after the 3rd Quarter	21-4
When Tied after the 3rd Quarter	0-1
When Trailing after the 3rd Quarter	0-4
Overtime	0-2

Lubbock Christian Team Game-by-Game Comparison (as of Mar 02, 2023)

All games

Opponent	1st	2nd	Score	Mar	Total FG	FG Pct	3-Pointers	3FG Pct	Free Throws	FT Pct	Rebounds	Assist	T/Over	Block	Steal	Fouls	
Mo. Southern St.	33/35	31/30	64-65	(1)	22-57/25-76	.386/.329	3-9/5-27	.333/.185	17-23/10-12	.739/.833	46/46	-	13/15	14/8	4/4	4/5	14/20
Missouri Western	33/39	51/45	96-101	(5)	31-63/36-75	.492/.480	5-11/9-28	.455/.321	29-33/20-26	.879/.769	39/32	+7	11/15	18/13	4/4	8/11	23/26
COLO. CHRISTIAN	47/33	38/31	85-64	+21	26-59/25-71	.441/.352	7-20/5-25	.350/.200	26-32/9-12	.813/.750	38/45	(7)	16/8	14/22	5/5	13/14	13/22
CSU PUEBLO	40/28	36/30	76-58	+18	24-47/19-55	.511/.345	6-10/7-26	.600/.269	22-30/13-17	.733/.765	39/27	+12	14/10	22/16	3/3	7/11	16/23
Southwestern Okla.	36/43	37/24	73-67	+6	30-62/26-69	.484/.377	5-19/9-26	.263/.346	8-14/6-8	.571/.750	45/33	+12	21/16	16/8	7/1	4/8	11/16
WESTERN COLO.	24/25	27/13	51-38	+13	16-49/12-46	.327/.261	3-14/3-10	.214/.300	16-22/11-14	.727/.786	34/37	(3)	6/7	12/20	2/3	9/7	15/21
OKLA. CHRISTIAN	42/31	46/30	88-61	+27	29-62/18-44	.468/.409	7-17/3-8	.412/.375	23-34/22-40	.676/.550	36/38	(2)	15/12	10/25	5/1	14/4	24/25
ARK.-FORT SMITH	31/28	45/21	76-49	+27	25-59/20-55	.424/.364	6-22/2-13	.273/.154	20-27/7-11	.741/.636	36/39	(3)	16/6	12/20	1/0	7/6	11/23
Tex. A&M Int'l	19/23	28/37	47-60	(13)	18-56/19-57	.321/.333	5-21/5-11	.238/.455	6-12/17-22	.500/.773	31/38	(7)	10/13	22/18	6/7	7/11	16/15
Tex. A&M-Kingsville	37/26	39/35	76-61	+15	30-56/26-66	.536/.394	7-15/6-20	.467/.300	9-12/3-8	.750/.375	38/30	+8	22/12	11/6	3/3	2/9	13/9
Ga. Southwestern	28/36	31/34	59-70	(11)	19-51/27-64	.373/.422	6-19/7-21	.316/.333	15-17/9-13	.882/.692	41/32	+9	11/15	17/8	2/2	2/7	16/16
Mont. St. Billings	32/29	28/29	60-58	+2	22-53/19-56	.415/.339	3-12/6-17	.250/.353	13-15/14-15	.867/.933	33/36	(3)	9/9	11/11	1/2	4/0	21/11
CAMERON	54/14	31/20	85-34	+51	31-66/14-56	.470/.250	11-29/3-16	.379/.188	12-14/3-5	.857/.600	48/33	+15	19/3	15/23	3/4	10/6	8/14
MIDWESTERN ST.	35/26	39/37	74-63	+11	23-54/22-64	.426/.344	4-16/2-6	.250/.333	24-32/17-21	.750/.810	39/40	(1)	13/9	19/21	4/2	9/9	22/23
Tex. Permian Basin	35/27	38/33	73-60	+13	23-46/20-65	.500/.308	6-17/3-25	.353/.120	21-26/17-26	.808/.654	36/41	(5)	11/5	21/18	2/0	8/12	24/25
Angelo St.	28/23	23/30	51-53	(2)	18-61/21-60	.295/.350	6-20/2-11	.300/.182	9-11/9-13	.818/.692	41/42	(1)	7/10	17/15	4/6	8/11	14/14
EASTERN N.M.	35/30	42/25	77-55	+22	29-48/18-61	.604/.295	9-20/3-24	.450/.125	10-14/16-17	.714/.941	31/34	(3)	19/7	18/14	5/0	7/10	14/14
WESTERN N.M.	24/19	43/31	67-50	+17	25-60/21-68	.417/.309	4-18/2-10	.222/.200	13-15/6-9	.867/.667	43/43	-	12/6	9/10	8/4	4/3	10/14
UT Tyler	34/22	23/47	57-69	(12)	20-50/22-53	.400/.415	11-30/5-16	.367/.313	6-6/20-26	1000/.769	37/30	+7	14/10	25/12	0/2	6/11	21/14
Texas Woman's	24/34	45/41	69-75	(6)	24-58/27-52	.414/.519	10-20/2-9	.500/.222	11-13/19-19	.846/1000	29/28	+1	17/13	12/11	2/8	9/4	21/13
Midwestern St.	28/18	33/19	61-37	+24	22-54/11-54	.407/.204	4-14/1-14	.286/.071	13-18/14-23	.722/.609	43/38	+5	15/4	10/8	5/7	1/4	17/16
Cameron	40/30	28/26	68-56	+12	24-54/21-55	.444/.382	9-22/5-20	.409/.250	11-14/9-14	.786/.643	33/34	(1)	15/17	7/7	1/4	5/3	8/10
ANGELO ST.	26/28	31/32	57-60	(3)	22-54/22-57	.407/.386	2-14/4-11	.143/.364	11-15/12-20	.733/.600	35/38	(3)	10/8	14/11	1/5	4/5	15/18
TEX. PERMIAN BASIN	41/14	29/36	70-50	+20	25-47/20-60	.532/.333	9-20/6-21	.450/.286	11-12/4-8	.917/.500	33/31	+2	19/12	16/14	2/3	7/7	10/13
Western N.M.	25/26	29/14	54-40	+14	20-48/16-56	.417/.286	3-14/1-13	.214/.077	11-13/7-8	.846/.875	27/36	(9)	10/11	10/16	2/3	6/2	11/12
Eastern N.M.	28/24	38/37	66-61	+5	24-57/23-63	.421/.365	4-19/7-28	.211/.250	14-18/8-12	.778/.667	46/30	+16	14/9	19/11	5/3	5/8	16/18
ST. EDWARD'S	28/17	27/12	55-29	+26	18-45/8-43	.400/.186	6-15/3-11	.400/.273	13-16/10-11	.813/.909	36/28	+8	11/3	19/23	2/2	8/5	16/16
ST. MARY'S (TX)	26/26	34/20	60-46	+14	19-49/18-50	.388/.360	4-16/2-11	.250/.182	18-24/8-11	.750/.727	35/30	+5	14/6	17/19	4/1	6/6	9/20
West Tex. A&M	34/28	37/32	71-60	+11	26-57/23-54	.456/.426	5-14/3-15	.357/.200	14-17/11-14	.824/.786	33/31	+2	11/7	9/12	0/7	5/6	15/14
WEST TEX. A&M	42/38	33/37	79-88	(9)	27-61/31-56	.443/.554	10-16/6-10	.625/.600	15-20/20-28	.750/.714	24/40	(16)	14/12	11/16	4/3	9/5	21/14

Note: Game totals are displayed in the format TEAM/OPPONENT for each category

LUBBOCK CHRISTIAN UNIVERSITY WOMEN'S BASKETBALL GAME NOTES

Lubbock Christian Points-Rebounds-Assists (as of Mar 02, 2023)

All games

Opponent	Date	Score		00 FOSTER, GRA	02 MADDOX, MAC	03 ROBERTSON,	04 HAASE, RACH	12 THOMAS, TAY	15 STOVALL, SH	20 BOSTWICK, C
vs Mo. Southern St.	11/05/22	64-65	L	16-11-2	8-4-3	7-10-4	DNP	1-1-1	14-2-1	DNP
vs Missouri Western	11/06/22	96-101	L	36-6-1	13-2-6	15-5-2	DNP	5-1-0	6-1-1	DNP
COLO. CHRISTIAN	11/11/22	85-64	W	8-10-0	14-3-5	12-3-6	10-2-1	6-1-1	5-1-2	DNP
CSU PUEBLO	11/12/22	76-58	W	25-11-3	14-1-4	14-3-2	4-4-1	2-2-0	8-1-2	DNP
at Southwestern Okla.	11/21/22	73-67	W	22-16-6	4-7-7	11-6-5	9-0-1	2-1-0	3-0-1	DNP
WESTERN COLO.	11/27/22	51-38	W	9-12-1	13-1-2	11-7-2	0-0-0	2-2-0	7-1-0	DNP
OKLA. CHRISTIAN	12/01/22	88-61	W	8-6-2	19-3-5	7-4-2	0-3-2	8-2-0	16-0-0	5-3-0
ARK.-FORT SMITH	12/03/22	76-49	W	14-8-3	8-2-5	13-3-3	5-1-0	0-0-1	12-0-1	0-1-1
at Tex. A&M Int'l	12/08/22	47-60	L	11-8-1	11-4-3	6-2-2	0-0-0	2-0-0	9-0-1	0-0-0
at Tex. A&M-Kingsville	12/10/22	76-61	W	21-14-3	9-7-9	6-4-5	21-0-0	DNP	1-1-1	2-1-0
vs Ga. Southwestern	12/16/22	59-70	L	4-4-2	6-4-3	15-6-3	0-1-1	0-0-0	5-0-1	18-6-0
vs Mont. St. Billings	12/17/22	60-58	W	5-6-2	13-8-3	19-2-3	0-0-1	0-1-0	1-2-0	11-2-0
CAMERON	12/30/22	85-34	W	12-7-2	11-3-4	11-8-4	14-0-0	2-2-1	10-2-0	7-2-1
MIDWESTERN ST.	01/01/23	74-63	W	27-14-4	12-3-8	11-3-0	0-0-0	6-3-0	13-2-1	0-1-0
at Tex. Permian Basin	01/05/23	73-60	W	20-7-0	13-1-5	18-9-3	3-1-0	6-1-0	2-4-0	0-1-0
at Angelo St.	01/07/23	51-53	L	8-7-0	4-7-3	18-12-1	0-1-1	0-0-0	12-2-0	3-0-0
EASTERN N.M.	01/12/23	77-55	W	17-11-3	9-1-7	12-4-4	5-1-1	0-0-0	10-4-1	5-2-0
WESTERN N.M.	01/14/23	67-50	W	14-13-2	4-3-5	9-4-4	5-1-0	2-0-0	8-2-1	4-3-0
at UT Tyler	01/19/23	57-69	L	5-10-1	14-2-5	8-7-3	11-2-4	DNP	13-3-1	0-0-0
at Texas Woman's	01/21/23	69-75	L	11-4-2	11-7-5	14-6-2	2-0-2	0-0-0	18-0-3	4-0-0
at Midwestern St.	01/26/23	61-37	W	12-5-0	6-4-1	2-5-3	5-3-2	3-2-1	11-0-4	0-4-0
at Cameron	01/28/23	68-56	W	23-4-0	8-3-5	4-8-5	9-1-2	DNP	6-1-1	2-0-0
ANGELO ST.	02/02/23	57-60	L	21-17-3	8-1-3	12-4-2	0-1-0	DNP	3-1-2	0-0-0
TEX. PERMIAN BASIN	02/04/23	70-50	W	13-9-4	3-0-5	11-1-3	3-1-2	9-0-2	2-2-0	9-5-0
at Western N.M.	02/09/23	54-40	W	24-7-1	11-4-4	8-4-2	3-0-0	2-1-0	0-2-0	0-1-1
at Eastern N.M.	02/11/23	66-61	W	17-10-0	14-3-2	10-8-5	0-1-1	DNP	7-4-3	7-2-1
ST. EDWARD'S	02/16/23	55-29	W	15-10-3	8-2-4	6-3-1	2-1-1	0-0-0	8-1-0	3-0-0
ST. MARY'S (TX)	02/18/23	60-46	W	11-11-7	10-6-1	10-3-3	0-0-1	0-0-0	8-1-0	8-3-1
at West Tex. A&M	02/23/23	71-60	W	17-10-1	18-5-5	12-2-3	3-1-0	DNP	5-2-1	0-1-0
WEST TEX. A&M	02/25/23	79-88	L	29-11-3	16-1-5	14-1-4	2-1-1	DNP	14-0-0	0-0-0

Opponent	Date	Score		23 MCCOY, MART	30 SPURGIN, AU	31 JOHNSON, TI	33 JOHNSON, DE	34 COX, WHITNE	40 SCHUMANN, R
vs Mo. Southern St.	11/05/22	64-65	L	0-1-0	2-0-0	0-1-1	DNP	6-6-1	10-6-0
vs Missouri Western	11/06/22	96-101	L	3-7-0	DNP	DNP	DNP	12-11-1	6-1-0
COLO. CHRISTIAN	11/11/22	85-64	W	5-1-0	5-2-0	0-3-0	4-1-0	8-1-1	8-4-0
CSU PUEBLO	11/12/22	76-58	W	0-2-0	3-1-1	DNP	DNP	4-4-1	2-6-0
at Southwestern Okla.	11/21/22	73-67	W	2-2-0	0-0-0	DNP	DNP	14-5-1	6-6-0
WESTERN COLO.	11/27/22	51-38	W	0-0-1	0-1-0	DNP	DNP	2-1-0	7-8-0
OKLA. CHRISTIAN	12/01/22	88-61	W	4-2-1	5-2-0	3-2-0	1-1-1	7-4-1	5-4-1
ARK.-FORT SMITH	12/03/22	76-49	W	3-1-1	1-3-0	3-0-0	0-2-0	10-5-1	7-6-0
at Tex. A&M Int'l	12/08/22	47-60	L	0-0-1	0-0-0	DNP	DNP	2-7-1	6-10-1
at Tex. A&M-Kingsville	12/10/22	76-61	W	0-2-0	2-0-1	DNP	DNP	6-2-1	8-3-2
vs Ga. Southwestern	12/16/22	59-70	L	0-1-0	3-0-0	DNP	DNP	2-2-1	6-9-0
vs Mont. St. Billings	12/17/22	60-58	W	0-2-0	3-2-0	DNP	DNP	6-3-0	2-3-0
CAMERON	12/30/22	85-34	W	0-5-3	8-4-1	DNP	5-3-2	DNP	5-6-1
MIDWESTERN ST.	01/01/23	74-63	W	0-1-0	0-1-0	DNP	DNP	DNP	5-7-0
at Tex. Permian Basin	01/05/23	73-60	W	6-4-3	DNP	DNP	DNP	DNP	5-2-0
at Angelo St.	01/07/23	51-53	L	2-1-2	4-5-0	DNP	DNP	DNP	0-1-0
EASTERN N.M.	01/12/23	77-55	W	3-0-0	1-0-0	0-2-1	0-0-0	2-0-1	13-2-1
WESTERN N.M.	01/14/23	67-50	W	0-1-0	9-1-0	2-1-0	0-0-0	0-1-0	10-8-0
at UT Tyler	01/19/23	57-69	L	2-2-0	DNP	DNP	DNP	0-1-0	4-6-0
at Texas Woman's	01/21/23	69-75	L	3-0-2	2-1-0	DNP	DNP	DNP	4-6-1
at Midwestern St.	01/26/23	61-37	W	5-5-1	2-3-1	4-2-0	2-0-1	2-2-0	7-4-1
at Cameron	01/28/23	68-56	W	2-6-2	0-0-0	DNP	DNP	DNP	14-6-0
ANGELO ST.	02/02/23	57-60	L	10-4-0	DNP	DNP	DNP	0-0-0	3-2-0
TEX. PERMIAN BASIN	02/04/23	70-50	W	5-3-2	0-1-0	5-0-0	2-1-0	2-2-1	6-2-0
at Western N.M.	02/09/23	54-40	W	4-1-0	0-0-0	0-0-0	0-1-0	0-0-0	2-4-2
at Eastern N.M.	02/11/23	66-61	W	6-2-1	3-3-0	DNP	DNP	DNP	2-4-1
ST. EDWARD'S	02/16/23	55-29	W	4-5-0	3-1-0	2-0-1	0-1-1	0-2-0	4-6-0
ST. MARY'S (TX)	02/18/23	60-46	W	8-3-1	4-0-0	DNP	DNP	DNP	1-6-0
at West Tex. A&M	02/23/23	71-60	W	16-6-1	0-1-0	DNP	DNP	DNP	0-3-0
WEST TEX. A&M	02/25/23	79-88	L	4-3-0	0-1-0	DNP	DNP	DNP	0-2-1

LCU - INDIVIDUAL GAME HIGHS

Points	36	Grace Foster vs Missouri Western (11/06/22)
	29	Grace Foster vs West Tex. A&M (02/25/23)
	27	Grace Foster vs Midwestern St. (01/01/23)
	25	Grace Foster vs CSU Pueblo (11/12/22)
	24	Grace Foster at Western N.M. (02/09/23)
Field Goals Made	13	Grace Foster vs Missouri Western (11/06/22)
	9	Grace Foster vs West Tex. A&M (02/25/23)
	9	Grace Foster at Western N.M. (02/09/23)
	9	Grace Foster vs Angelo St. (02/02/23)
Field Goal Att.	20	Grace Foster vs Missouri Western (11/06/22)
	20	Grace Foster vs Mo. Southern St. (11/05/22)
FG Pct (min 5 made)	1.000 (5-5)	Reese Schumann vs Eastern N.M. (01/12/23)
	.875 (7-8)	Reese Schumann at Cameron (01/28/23)
3-Point FG Made	4	Shaylee Stovall at Texas Woman's (01/21/23)
	4	Maci Maddox at UT Tyler (01/19/23)
	4	Shaylee Stovall at Angelo St. (01/07/23)
	4	Rachel Haase vs Cameron (12/30/22)
	4	Carli Bostwick vs Ga. Southwestern (12/16/22)
	4	Rachel Haase at Tex. A&M-Kingsville (12/10/22)
	4	Grace Foster vs Missouri Western (11/06/22)
3-Point FG Att.	10	Rachel Haase vs Cameron (12/30/22)
	8	Shaylee Stovall at UT Tyler (01/19/23)
	8	Grace Foster vs Western N.M. (01/14/23)
3-Pt FG Pct (min 2 made)	1.000 (4-4)	Shaylee Stovall at Texas Woman's (01/21/23)
	1.000 (3-3)	Maci Maddox at Texas Woman's (01/21/23)
	1.000 (2-2)	Martie McCoy at West Tex. A&M (02/23/23)
	1.000 (2-2)	Shaylee Stovall vs Western N.M. (01/14/23)
	1.000 (2-2)	Grace Foster vs Eastern N.M. (01/12/23)
	1.000 (2-2)	Audrey Robertson vs Cameron (12/30/22)
	1.000 (2-2)	Maci Maddox vs Colo. Christian (11/11/22)
Free Throws Made	11	Grace Foster vs Midwestern St. (01/01/23)
	9	Grace Foster at Cameron (01/28/23)
	9	Shaylee Stovall vs Mo. Southern St. (11/05/22)
Free Throw Att.	12	Grace Foster vs Midwestern St. (01/01/23)
	10	Grace Foster at Cameron (01/28/23)
	10	Shaylee Stovall vs Mo. Southern St. (11/05/22)
FT Pct (min 3 made)	1.000 (8-8)	Grace Foster vs CSU Pueblo (11/12/22)
	1.000 (6-6)	Carli Bostwick vs Ga. Southwestern (12/16/22)
	1.000 (6-6)	Shaylee Stovall vs Ark.-Fort Smith (12/03/22)
	1.000 (6-6)	Grace Foster vs Colo. Christian (11/11/22)
	1.000 (6-6)	Grace Foster vs Missouri Western (11/06/22)
	1.000 (5-5)	Grace Foster at Western N.M. (02/09/23)
	1.000 (5-5)	Grace Foster at Texas Woman's (01/21/23)
	1.000 (5-5)	Carli Bostwick vs Mont. St. Billings (12/17/22)
	1.000 (4-4)	Maci Maddox vs St. Edward's (02/16/23)
	1.000 (4-4)	Audrey Robertson at Eastern N.M. (02/11/23)
	1.000 (4-4)	Audrey Robertson at Tex. Permian Basin (01/05/23)
	1.000 (4-4)	Audrey Robertson vs Mont. St. Billings (12/17/22)
	1.000 (4-4)	Grace Foster vs Ga. Southwestern (12/16/22)
	1.000 (3-3)	Shaylee Stovall vs Midwestern St. (01/01/23)
	1.000 (3-3)	Maci Maddox at Tex. A&M-Kingsville (12/10/22)
	1.000 (3-3)	Audrey Robertson at Southwestern Okla. (11/21/22)
	1.000 (3-3)	Shaylee Stovall vs CSU Pueblo (11/12/22)
Rebounds	17	Grace Foster vs Angelo St. (02/02/23)
	16	Grace Foster at Southwestern Okla. (11/21/22)
Assists	9	Maci Maddox at Tex. A&M-Kingsville (12/10/22)
	8	Maci Maddox vs Midwestern St. (01/01/23)
Steals	5	Maci Maddox at Texas Woman's (01/21/23)
	4	Shaylee Stovall at Tex. Permian Basin (01/05/23)
	4	Audrey Robertson vs Okla. Christian (12/01/22)
	4	Maci Maddox vs Western Colo. (11/27/22)
	4	Audrey Robertson vs Colo. Christian (11/11/22)
	4	Maci Maddox vs Missouri Western (11/06/22)
	4	Reese Schumann vs Western N.M. (01/14/23)
Blocked Shots	6	Reese Schumann vs Colo. Christian (11/11/22)
	5	Maci Maddox vs Missouri Western (11/06/22)
Turnovers	10	Maci Maddox vs Missouri Western (11/06/22)
	6	Grace Foster at Eastern N.M. (02/11/23)
	6	Audrey Robertson at Tex. Permian Basin (01/05/23)

OPPONENT - INDIVIDUAL GAME HIGHS

Points	34	Connie Clarke vs Missouri Western (11/06/22)
	30	Nyalam Thabach vs West Tex. A&M (02/25/23)
	22	Gabby Elliott vs St. Mary's (TX) (02/18/23)
	22	Brianna Pena at Tex. A&M-Kingsville (12/10/22)
	21	Martina Machalova at UT Tyler (01/19/23)
	21	Raiana Brown at Tex. A&M Int'l (12/08/22)
Field Goals Made	12	Nyalam Thabach vs West Tex. A&M (02/25/23)
	12	Connie Clarke vs Missouri Western (11/06/22)
Field Goal Att.	22	Lacy Stokes vs Mo. Southern St. (11/05/22)
	19	Tayjanna McGhee-Plea at Angelo St. (01/07/23)
	19	Aaliyah Prince vs Ark.-Fort Smith (12/03/22)
	19	Connie Clarke vs Missouri Western (11/06/22)
FG Pct (min 5 made)	.889 (8-9)	Alexus Quaadman vs Tex. Permian Basin (02/04/23)
	.833 (5-6)	Mykaela Moore vs Colo. Christian (11/11/22)
3-Point FG Made	6	Adysen Wilson at Southwestern Okla. (11/21/22)
	5	Jolicia Williams vs Ga. Southwestern (12/16/22)
3-Point FG Att.	11	Jolicia Williams vs Ga. Southwestern (12/16/22)
	11	Cleao Murray vs Missouri Western (11/06/22)
3-Pt FG Pct (min 2 made)	1.000 (2-2)	Kamari Portalis vs Tex. Permian Basin (02/04/23)
	1.000 (2-2)	Shayla Montague vs Mont. St. Billings (12/17/22)
	1.000 (2-2)	Kate Bradley vs Okla. Christian (12/01/22)
	1.000 (2-2)	Morgan Smith at Southwestern Okla. (11/21/22)
	1.000 (2-2)	Connie Clarke vs Missouri Western (11/06/22)
Free Throws Made	10	Lovisa Hevinder at UT Tyler (01/19/23)
	9	Karley Motschenbach vs West Tex. A&M (02/25/23)
	9	Deja Adrian vs Eastern N.M. (01/12/23)
Free Throw Att.	14	Karley Motschenbach vs West Tex. A&M (02/25/23)
	10	Martina Machalova at UT Tyler (01/19/23)
	10	Lovisa Hevinder at UT Tyler (01/19/23)
	10	Raiana Brown at Tex. A&M Int'l (12/08/22)
	10	Connie Clarke vs Missouri Western (11/06/22)
FT Pct (min 3 made)	1.000 (10-10)	Lovisa Hevinder at UT Tyler (01/19/23)
	1.000 (9-9)	Deja Adrian vs Eastern N.M. (01/12/23)
	1.000 (7-7)	Jacquelyn Levay vs Ga. Southwestern (12/16/22)
	1.000 (6-6)	Nyalam Thabach vs West Tex. A&M (02/25/23)
	1.000 (6-6)	Kortney Nelson vs Mont. St. Billings (12/17/22)
	1.000 (6-6)	Evelyn Quiroz at Tex. A&M Int'l (12/08/22)
	1.000 (5-5)	Jayda Rufus-Milner vs St. Edward's (02/16/23)
	1.000 (4-4)	Ariyanna Hines at Texas Woman's (01/21/23)
	1.000 (4-4)	Ngozi Obineke at Texas Woman's (01/21/23)
	1.000 (4-4)	Ashley Ingram at Texas Woman's (01/21/23)
	1.000 (4-4)	Edecia Beck vs Eastern N.M. (01/12/23)
	1.000 (4-4)	Madeline Stephens at Angelo St. (01/07/23)
	1.000 (4-4)	Brooklyn Long vs Okla. Christian (12/01/22)
	1.000 (4-4)	Rachel Cockman vs Western Colo. (11/27/22)
	1.000 (3-3)	Susi Namao at Western N.M. (02/09/23)
	1.000 (3-3)	Eternity Jackson vs Midwestern St. (01/01/23)
	1.000 (3-3)	Mary Fultz vs Missouri Western (11/06/22)
Rebounds	14	Nyalam Thabach vs West Tex. A&M (02/25/23)
	14	Alena Wilson at Cameron (01/28/23)
Assists	8	Ava Jones vs Ga. Southwestern (12/16/22)
	8	Lacy Stokes vs Mo. Southern St. (11/05/22)
Steals	6	Sawyer Lloyd at Angelo St. (01/07/23)

DOUBLE-DOUBLES

Whitney Cox	12 pts, 11 reb;	vs Missouri Western, 11/06/22
Grace Foster	16 pts, 11 reb;	vs Mo. Southern St., 11/05/22
Grace Foster	25 pts, 11 reb;	CSU PUEBLO, 11/12/22
Grace Foster	22 pts, 16 reb;	at Southwestern Okla., 11/21/22
Grace Foster	21 pts, 14 reb;	at Tex. A&M-Kingsville, 12/10/22
Grace Foster	27 pts, 14 reb;	MIDWESTERN ST., 01/01/23
Grace Foster	17 pts, 11 reb;	EASTERN N.M., 01/12/23
Grace Foster	14 pts, 13 reb;	WESTERN N.M., 01/14/23
Grace Foster	21 pts, 17 reb;	ANGELO ST., 02/02/23
Grace Foster	17 pts, 10 reb;	at Eastern N.M., 02/11/23
Grace Foster	15 pts, 10 reb;	ST. EDWARD'S, 02/16/23
Grace Foster	11 pts, 11 reb;	ST. MARY'S (TX), 02/18/23
Grace Foster	17 pts, 10 reb;	at West Tex. A&M, 02/23/23
Grace Foster	29 pts, 11 reb;	WEST TEX. A&M, 02/25/23
Audrey Robertson	18 pts, 12 reb;	at Angelo St., 01/07/23

GAME BY GAME SPECIALTY STATS

Opponent	T/O	2ndCh	Paint	FastB	Bench	Ties	Leads	WL	Score	Leads overcome
Mo. Southern St.	10	15	30	4	13	7	5	L	64-65	lost 7 1st-00:23
Missouri Western	18	12	44	8	14	4	6	L	96-101	lost 4 4th-02:34
Colo. Christian	28	10	32	15	38	0	2	W	85-64	trailed by 9 1st-05:49
CSU Pueblo	15	5	34	4	11	2	2	W	76-58	trailed by 2 1st-02:21
Southwestern Okla.	7	12	36	11	19	2	3	W	73-67	trailed by 11 2nd-06:37
Western Colo.	20	2	22	9	9	4	2	W	51-38	trailed by 6 1st-03:15
Okla. Christian	30	15	36	10	31	6	1	W	88-61	trailed by 2 1st-09:18
Ark.-Fort Smith	18	6	30	1	19	0	0	W	76-49	
Tex. A&M Int'l	16	4	22	13	8	1	2	L	47-60	lost 1 2nd-03:31
Tex. A&M-Kingsville	6	4	40	9	33	1	1	W	76-61	trailed by 2 1st-08:15
Ga. Southwestern	9	7	24	4	27	1	2	L	59-70	lost 7 1st-04:01
Mont. St. Billings	9	5	32	5	16	0	1	W	60-58	trailed by 1 3rd-05:27
Cameron	19	13	36	6	34	0	0	W	85-34	
Midwestern St.	19	10	32	14	6	0	2	W	74-63	trailed by 1 2nd-08:04
Tex. Permian Basin	19	6	30	15	20	0	3	W	73-60	trailed by 1 1st-09:17
Angelo St.	18	10	22	7	7	1	3	L	51-53	lost 9 3rd-06:56
Eastern N.M.	21	2	32	6	27	0	1	W	77-55	trailed by 1 2nd-03:01
Western N.M.	10	8	32	11	32	4	2	W	67-50	trailed by 4 1st-08:27
UT Tyler	16	6	12	12	15	1	3	L	57-69	lost 16 3rd-07:26
Texas Woman's	17	15	26	10	12	1	1	L	69-75	lost 4 3rd-01:02
Midwestern St.	13	15	26	4	25	0	2	W	61-37	trailed by 4 1st-04:39
Cameron	4	10	28	0	25	0	1	W	68-56	trailed by 3 1st-07:19
Angelo St.	5	11	30	0	3	7	3	L	57-60	lost 3 1st-06:47
Tex. Permian Basin	15	6	30	2	36	0	0	W	70-50	
Western N.M.	14	4	28	3	7	2	4	W	54-40	trailed by 5 1st-04:55
Eastern N.M.	7	15	32	9	12	1	1	W	66-61	trailed by 1 1st-06:17
St. Edward's	18	8	22	2	14	0	0	W	55-29	
St. Mary's (TX)	19	11	26	0	13	0	3	W	60-46	trailed by 3 3rd-07:10
West Tex. A&M	16	7	32	2	3	0	3	W	71-60	trailed by 3 1st-08:54
West Tex. A&M	15	3	26	7	2	2	13	L	79-88	lost 6 1st-04:59
Totals	451	257	884	203	531	47	72			
Average/Game	15.0	8.6	29.5	6.8	17.7	1.6	2.4			
Opponent	360	325	794	163	482	53	68			
Average/Game	12.0	10.8	26.5	5.4	16.1	1.8	2.3			

LCU - TEAM GAME HIGHS

POINTS	96	vs Missouri Western (11/06/22)
	88	OKLA. CHRISTIAN (12/01/22)
	85	CAMERON (12/30/22)
	85	COLO. CHRISTIAN (11/11/22)
	79	WEST TEX. A&M (02/25/23)
FIELD GOALS MADE	31	CAMERON (12/30/22)
	31	vs Missouri Western (11/06/22)
FIELD GOAL ATTEMPTS	66	CAMERON (12/30/22)
	63	vs Missouri Western (11/06/22)
FIELD GOAL PERCENTAGE	.604 (29-48)	EASTERN N.M. (01/12/23)
	.536 (30-56)	at Tex. A&M-Kingsville (12/10/22)
3 PT FIELD GOALS MADE	11	at UT Tyler (01/19/23)
	11	CAMERON (12/30/22)
3 PT FG ATTEMPTS	30	at UT Tyler (01/19/23)
	29	CAMERON (12/30/22)
3 PT FG PERCENTAGE	.625 (10-16)	WEST TEX. A&M (02/25/23)
	.600 (6-10)	CSU PUEBLO (11/12/22)
FREE THROWS MADE	29	vs Missouri Western (11/06/22)
	26	COLO. CHRISTIAN (11/11/22)
FREE THROW ATTEMPTS	34	OKLA. CHRISTIAN (12/01/22)
	33	vs Missouri Western (11/06/22)
FREE THROW PERCENTAGE	1.000 (6-6)	at UT Tyler (01/19/23)
	.917 (11-12)	TEX. PERMIAN BASIN (02/04/23)
REBOUNDS	48	CAMERON (12/30/22)
	46	at Eastern N.M. (02/11/23)
	46	vs Mo. Southern St. (11/05/22)
ASSISTS	22	at Tex. A&M-Kingsville (12/10/22)
	21	at Southwestern Okla. (11/21/22)
STEALS	14	OKLA. CHRISTIAN (12/01/22)
	13	COLO. CHRISTIAN (11/11/22)
BLOCKED SHOTS	8	WESTERN N.M. (01/14/23)
	7	at Southwestern Okla. (11/21/22)
TURNOVERS	25	at UT Tyler (01/19/23)
	22	at Tex. A&M Int'l (12/08/22)
	22	CSU PUEBLO (11/12/22)
FOULS	24	at Tex. Permian Basin (01/05/23)
	24	OKLA. CHRISTIAN (12/01/22)

LCU - TEAM GAME LOWS

POINTS	47	at Tex. A&M Int'l (12/08/22)
	51	WESTERN COLO. (11/27/22)
	51	at Angelo St. (01/07/23)
	54	at Western N.M. (02/09/23)
	55	ST. EDWARD'S (02/16/23)
FIELD GOALS MADE	16	WESTERN COLO. (11/27/22)
	18	at Tex. A&M Int'l (12/08/22)
	18	at Angelo St. (01/07/23)
	18	ST. EDWARD'S (02/16/23)
FIELD GOAL ATTEMPTS	45	ST. EDWARD'S (02/16/23)
	46	at Tex. Permian Basin (01/05/23)
FIELD GOAL PERCENTAGE	.295 (18-61)	at Angelo St. (01/07/23)
	.321 (18-56)	at Tex. A&M Int'l (12/08/22)
3 PT FIELD GOALS MADE	2	ANGELO ST. (02/02/23)
	3	vs Mo. Southern St. (11/05/22)
	3	WESTERN COLO. (11/27/22)
	3	vs Mont. St. Billings (12/17/22)
	3	at Western N.M. (02/09/23)
3 PT FG ATTEMPTS	9	vs Mo. Southern St. (11/05/22)
	10	CSU PUEBLO (11/12/22)
3 PT FG PERCENTAGE	.143 (2-14)	ANGELO ST. (02/02/23)
	.211 (4-19)	at Eastern N.M. (02/11/23)
FREE THROWS MADE	6	at Tex. A&M Int'l (12/08/22)
	6	at UT Tyler (01/19/23)
FREE THROW ATTEMPTS	6	at UT Tyler (01/19/23)
	11	at Angelo St. (01/07/23)
FREE THROW PERCENTAGE	.500 (6-12)	at Tex. A&M Int'l (12/08/22)
	.571 (8-14)	at Southwestern Okla. (11/21/22)
REBOUNDS	24	WEST TEX. A&M (02/25/23)
	27	at Western N.M. (02/09/23)
ASSISTS	6	WESTERN COLO. (11/27/22)
	7	at Angelo St. (01/07/23)
STEALS	1	at Midwestern St. (01/26/23)
	2	at Tex. A&M-Kingsville (12/10/22)
	2	vs Ga. Southwestern (12/16/22)
BLOCKED SHOTS	0	at UT Tyler (01/19/23)
	0	at West Tex. A&M (02/23/23)
TURNOVERS	7	at Cameron (01/28/23)
	9	WESTERN N.M. (01/14/23)
	9	at West Tex. A&M (02/23/23)
FOULS	8	CAMERON (12/30/22)
	8	at Cameron (01/28/23)

LCU OPPONENT - TEAM GAME HIGHS

POINTS	101	vs Missouri Western (11/06/22)
	88	WEST TEX. A&M (02/25/23)
	75	at Texas Woman's (01/21/23)
	70	vs Ga. Southwestern (12/16/22)
	69	at UT Tyler (01/19/23)
FIELD GOALS MADE	36	vs Missouri Western (11/06/22)
	31	WEST TEX. A&M (02/25/23)
FIELD GOAL ATTEMPTS	76	vs Mo. Southern St. (11/05/22)
	75	vs Missouri Western (11/06/22)
FIELD GOAL PERCENTAGE	.554 (31-56)	WEST TEX. A&M (02/25/23)
	.519 (27-52)	at Texas Woman's (01/21/23)
3 PT FIELD GOALS MADE	9	at Southwestern Okla. (11/21/22)
	9	vs Missouri Western (11/06/22)
3 PT FG ATTEMPTS	28	at Eastern N.M. (02/11/23)
	28	vs Missouri Western (11/06/22)
3 PT FG PERCENTAGE	.600 (6-10)	WEST TEX. A&M (02/25/23)
	.455 (5-11)	at Tex. A&M Int'l (12/08/22)
FREE THROWS MADE	22	OKLA. CHRISTIAN (12/01/22)
	20	WEST TEX. A&M (02/25/23)
	20	at UT Tyler (01/19/23)
	20	vs Missouri Western (11/06/22)
FREE THROW ATTEMPTS	40	OKLA. CHRISTIAN (12/01/22)
	28	WEST TEX. A&M (02/25/23)
FREE THROW PERCENTAGE	1.000 (19-19)	at Texas Woman's (01/21/23)
	.941 (16-17)	EASTERN N.M. (01/12/23)
REBOUNDS	46	vs Mo. Southern St. (11/05/22)
	45	COLO. CHRISTIAN (11/11/22)
ASSISTS	17	at Cameron (01/28/23)
	16	at Southwestern Okla. (11/21/22)
STEALS	14	COLO. CHRISTIAN (11/11/22)
	12	at Tex. Permian Basin (01/05/23)
BLOCKED SHOTS	8	at Texas Woman's (01/21/23)
	7	at West Tex. A&M (02/23/23)
	7	at Midwestern St. (01/26/23)
	7	at Tex. A&M Int'l (12/08/22)
TURNOVERS	25	OKLA. CHRISTIAN (12/01/22)
	23	ST. EDWARD'S (02/16/23)
	23	CAMERON (12/30/22)
FOULS	26	vs Missouri Western (11/06/22)
	25	at Tex. Permian Basin (01/05/23)
	25	OKLA. CHRISTIAN (12/01/22)

LCU OPPONENT - TEAM GAME LOWS

POINTS	29	ST. EDWARD'S (02/16/23)
	34	CAMERON (12/30/22)
	37	at Midwestern St. (01/26/23)
	38	WESTERN COLO. (11/27/22)
	40	at Western N.M. (02/09/23)
FIELD GOALS MADE	8	ST. EDWARD'S (02/16/23)
	11	at Midwestern St. (01/26/23)
FIELD GOAL ATTEMPTS	43	ST. EDWARD'S (02/16/23)
	44	OKLA. CHRISTIAN (12/01/22)
FIELD GOAL PERCENTAGE	.186 (8-43)	ST. EDWARD'S (02/16/23)
	.204 (11-54)	at Midwestern St. (01/26/23)
3 PT FIELD GOALS MADE	1	at Midwestern St. (01/26/23)
	1	at Western N.M. (02/09/23)
3 PT FG ATTEMPTS	6	MIDWESTERN ST. (01/01/23)
	8	OKLA. CHRISTIAN (12/01/22)
3 PT FG PERCENTAGE	.071 (1-14)	at Midwestern St. (01/26/23)
	.077 (1-13)	at Western N.M. (02/09/23)
FREE THROWS MADE	3	at Tex. A&M-Kingsville (12/10/22)
	3	CAMERON (12/30/22)
FREE THROW ATTEMPTS	5	CAMERON (12/30/22)
	8	at Southwestern Okla. (11/21/22)
	8	at Tex. A&M-Kingsville (12/10/22)
	8	TEX. PERMIAN BASIN (02/04/23)
	8	at Western N.M. (02/09/23)
FREE THROW PERCENTAGE	.375 (3-8)	at Tex. A&M-Kingsville (12/10/22)
	.500 (4-8)	TEX. PERMIAN BASIN (02/04/23)
REBOUNDS	27	CSU PUEBLO (11/12/22)
	28	at Texas Woman's (01/21/23)
	28	ST. EDWARD'S (02/16/23)
ASSISTS	3	CAMERON (12/30/22)
	3	ST. EDWARD'S (02/16/23)
STEALS	0	vs Mont. St. Billings (12/17/22)
	2	at Western N.M. (02/09/23)
BLOCKED SHOTS	0	ARK.-FORT SMITH (12/03/22)
	0	at Tex. Permian Basin (01/05/23)
	0	EASTERN N.M. (01/12/23)
TURNOVERS	6	at Tex. A&M-Kingsville (12/10/22)
	7	at Cameron (01/28/23)
FOULS	9	at Tex. A&M-Kingsville (12/10/22)
	10	at Cameron (01/28/23)

LUBBOCK CHRISTIAN UNIVERSITY WOMEN'S BASKETBALL GAME NOTES

Lubbock Christian Overall/Conference Statistics (as of Mar 02, 2023)

All games

SUMMARY	Overall Statistics										Conference Statistics									
	gp-gs	min/g	fg%	3fg%	ft%	r/g	a/g	stl	blk	pts/g	gp-gs	min/g	fg%	3fg%	ft%	r/g	a/g	stl	blk	pts/g
Grace Foster	30-30	31.8	.454	.366	.906	9.3	2.1	18	24	15.8	22-22	31.5	.482	.333	.882	9.2	2.0	15	18	15.9
Maci Maddox	30-30	36.0	.428	.355	.771	3.4	4.4	57	4	10.4	22-22	35.5	.430	.386	.818	3.3	4.5	38	4	10.3
Audrey Robertson	30-30	31.8	.440	.309	.821	4.9	3.0	40	7	10.9	22-22	31.2	.420	.340	.800	4.8	2.9	29	5	10.1
Rachel Haase	28-0	12.5	.345	.345	.714	1.0	0.9	9	4	4.1	22-0	12.5	.351	.328	1.000	0.9	0.9	9	3	4.2
Taylor Thomas	23-0	8.7	.462	.100	.913	0.9	0.3	9	3	2.5	15-0	8.9	.500	.125	.938	0.7	0.3	6	2	2.7
Shaylee Stovall	30-30	27.0	.421	.404	.781	1.4	1.0	16	0	7.9	22-22	26.9	.454	.446	.805	1.5	1.0	14	0	8.5
Carli Bostwick	24-2	10.4	.405	.250	.645	1.6	0.2	9	1	3.7	22-2	9.5	.383	.160	.450	1.4	0.2	8	1	2.7
Martie McCoy	30-13	15.3	.388	.364	.742	2.4	0.7	9	6	3.2	22-13	17.2	.395	.350	.741	2.6	1.0	9	5	4.0
Audrey Spurgin	26-0	6.8	.353	.000	.667	1.3	0.2	2	3	2.3	19-0	6.8	.342	.000	.750	1.4	0.2	1	3	2.3
Tia Johnson	10-0	4.8	.333	.222	1.000	1.1	0.3	5	0	1.9	8-0	4.9	.368	.250	1.000	0.9	0.3	4	0	2.4
Deja Johnson	10-0	5.6	.400	.200	.833	1.0	0.5	3	0	1.4	9-0	5.4	.444	.250	.500	1.0	0.6	2	0	1.1
Whitney Cox	20-14	11.9	.476	.000	.438	3.0	0.6	7	8	4.3	12-6	9.6	.382	.000	.417	2.2	0.5	2	4	2.6
Reese Schumann	30-1	15.8	.555	.000	.590	4.8	0.4	14	37	5.3	22-1	15.6	.538	.000	.614	4.5	0.5	10	24	5.0
Totals	30		.433	.344	.775	36.8	13.6	198	97	68.2	22		.434	.347	.770	35.9	14.0	147	69	67.3
Opponent	30		.358	.252	.727	35.3	9.7	210	99	57.9	22		.353	.235	.708	35.1	8.9	147	75	55.3

SCORING	Overall Statistics												Conference Statistics											
	fg-fga	fg%	3fg-fga	3fg%	ft-fa	ft%	pts	pts/g	fg-fga	fg%	3fg-fga	3fg%	ft-fa	ft%	pts	pts/g	fg-fga	fg%	3fg-fga	3fg%	ft-fa	ft%	pts	pts/g
Grace Foster	159-350	.454	41-112	.366	116-128	.906	475	15.8	120-249	.482	28-84	.333	82-93	.882	350	15.9								
Maci Maddox	124-290	.428	27-76	.355	37-48	.771	312	10.4	89-207	.430	22-57	.386	27-33	.818	277	10.3								
Audrey Robertson	109-248	.440	21-68	.309	87-106	.821	326	10.9	76-181	.420	18-53	.340	52-65	.800	222	10.1								
Rachel Haase	41-119	.345	29-84	.345	5-7	.714	116	4.1	34-97	.351	22-67	.328	3-3	1.000	93	4.2								
Taylor Thomas	18-39	.462	1-10	.100	21-23	.913	58	2.5	12-24	.500	1-8	.125	15-16	.938	40	2.7								
Shaylee Stovall	69-164	.421	42-104	.404	57-73	.781	237	7.9	59-130	.454	37-83	.446	33-41	.805	188	8.5								
Carli Bostwick	30-74	.405	8-32	.250	20-31	.645	88	3.7	23-60	.383	4-25	.160	9-20	.450	59	2.7								
Martie McCoy	33-85	.388	8-22	.364	23-31	.742	97	3.2	30-76	.395	7-20	.350	20-27	.741	87	4.0								
Audrey Spurgin	18-51	.353	0-1	.000	24-36	.667	60	2.3	13-38	.342	0-0	.000	18-24	.750	44	2.3								
Tia Johnson	7-21	.333	2-9	.222	3-3	1.000	19	1.9	7-19	.368	2-8	.250	3-3	1.000	19	2.4								
Deja Johnson	4-10	.400	1-5	.200	5-6	.833	14	1.4	4-9	.444	1-4	.250	1-2	.500	10	1.1								
Whitney Cox	39-82	.476	0-0	.000	7-16	.438	85	4.3	13-34	.382	0-0	.000	5-12	.417	31	2.6								
Reese Schumann	61-110	.555	0-0	.000	36-61	.590	158	5.3	42-78	.538	0-0	.000	27-44	.614	111	5.0								
Totals	712-1643	.433	180-523	.344	441-569	.775	2045	68.2	522-1202	.434	142-409	.347	295-383	.770	1481	67.3								
Opponent	630-1761	.358	127-503	.252	351-483	.727	1738	57.9	441-1249	.353	76-323	.235	259-366	.708	1217	55.3								

TOTALS	Overall Statistics										Conference Statistics									
	o-reb	d-reb	total	pf	fo	a	to	a/to	hi	pts	o-reb	d-reb	total	pf	fo	a	to	a/to	hi	pts
Grace Foster	45	234	279	59	1	62	78	0.8	36		30	173	203	40	1	45	60	0.8	29	
Maci Maddox	11	91	102	32	0	132	80	1.7	19		9	63	72	19	0	99	54	1.8	19	
Audrey Robertson	36	111	147	54	1	91	69	1.3	19		21	84	105	43	1	64	45	1.4	18	
Rachel Haase	7	20	27	16	0	25	21	1.2	21		3	17	20	13	0	20	13	1.5	21	
Taylor Thomas	1	19	20	26	0	7	22	0.3	9		1	10	11	18	0	5	15	0.3	9	
Shaylee Stovall	6	36	42	42	0	29	34	0.9	18		4	30	34	29	0	21	25	0.8	18	
Carli Bostwick	6	32	38	17	0	5	14	0.4	18		6	24	30	13	0	5	12	0.4	9	
Martie McCoy	17	56	73	64	2	22	20	1.1	16		15	42	57	51	2	21	16	1.3	16	
Audrey Spurgin	12	21	33	35	0	4	14	0.3	9		9	18	27	26	0	3	12	0.3	9	
Tia Johnson	2	9	11	9	0	3	3	1.0	5		1	6	7	9	0	2	1	2.0	5	
Deja Johnson	3	7	10	3	0	5	2	2.5	5		2	7	9	3	0	5	2	2.5	5	
Whitney Cox	8	51	59	32	1	12	15	0.8	14		3	23	26	15	0	6	10	0.6	10	
Reese Schumann	47	96	143	76	2	12	50	0.2	14		33	67	100	57	2	12	38	0.3	14	
Totals	248	857	1105	465	7	409	447	0.9	96		174	616	790	336	6	308	323	1.0	88	
Opponent	327	733	1060	509	9	290	436	0.7	101		235	537	772	354	5	195	330	0.6	88	

Lubbock Christian Season/Career Statistics (as of Mar 02, 2023)

All games

SEASON STATISTICS											CAREER STATISTICS										
SUMMARY	gp-gs	min/g	fg%	3fg%	ft%	r/g	a/g	stl	blk	pts/g	gp-gs	min/g	fg%	3fg%	ft%	r/g	a/g	stl	blk	pts/g	
Grace Foster	30-30	31.8	.454	.366	.906	9.3	2.1	18	24	15.8	91-57	25.5	.466	.362	.888	7.0	1.5	43	74	12.6	
Maci Maddox	30-30	36.0	.428	.355	.771	3.4	4.4	57	4	10.4	102-57	24.4	.422	.367	.792	2.1	2.8	138	9	6.7	
Audrey Robertson	30-30	31.8	.440	.309	.821	4.9	3.0	40	7	10.9	111-59	22.9	.436	.281	.805	3.2	2.0	110	20	7.2	
Rachel Haase	28-0	12.5	.345	.345	.714	1.0	0.9	9	4	4.1	60-0	11.6	.345	.349	.714	0.9	0.8	15	7	3.8	
Taylor Thomas	23-0	8.7	.462	.100	.913	0.9	0.3	9	3	2.5	45-0	8.8	.462	.100	.913	0.9	0.3	18	6	2.6	
Shaylee Stovall	30-30	27.0	.421	.404	.781	1.4	1.0	16	0	7.9	100-58	18.1	.414	.405	.791	1.0	0.7	40	0	5.0	
Carli Bostwick	24-2	10.4	.405	.250	.645	1.6	0.2	9	1	3.7	59-9	9.1	.399	.235	.676	1.3	0.2	19	2	3.2	
Martie McCoy	30-13	15.3	.388	.364	.742	2.4	0.7	9	6	3.2	57-23	14.5	.377	.359	.750	2.4	0.7	16	9	2.9	
Audrey Spurgin	26-0	6.8	.353	.000	.667	1.3	0.2	2	3	2.3	63-0	6.5	.333	.000	.659	1.2	0.1	6	7	2.1	
Tia Johnson	10-0	4.8	.333	.222	1.000	1.1	0.3	5	0	1.9	20-0	4.8	.333	.222	1.000	1.1	0.3	10	0	1.9	
Deja Johnson	10-0	5.6	.400	.200	833	1.0	0.5	3	0	1.4	20-0	5.6	.400	.200	833	1.0	0.5	6	0	1.4	
Whitney Cox	20-14	11.9	.476	.000	.438	3.0	0.6	7	8	4.3	103-28	9.0	.415	.000	.480	2.1	0.5	30	48	2.7	
Reese Schumann	30-1	15.8	.555	.000	.590	4.8	0.4	14	37	5.3	102-19	14.1	.564	.000	.597	4.3	0.3	28	74	4.8	
SCORING	fg-fga	fg%	3fg-fga	3fg%	ft-fta	ft%	pts	pts/g	fg-fga	fg%	3fg-fga	3fg%	ft-fta	ft%	pts	pts/g					
Grace Foster	159-350	.454	41-112	.366	116-128	.906	475	15.8	393-843	.466	102-282	.362	261-294	.888	1149	12.6					
Maci Maddox	124-290	.428	27-76	.355	37-48	.771	312	10.4	268-635	.422	65-177	.367	80-101	.792	681	6.7					
Audrey Robertson	109-248	.440	21-68	.309	87-106	.821	316	10.9	272-624	.436	50-178	.281	206-256	.805	800	7.2					
Rachel Haase	41-119	.345	29-84	.345	5-7	.714	126	4.1	81-235	.345	58-166	.349	10-14	.714	230	3.8					
Taylor Thomas	18-39	.462	1-10	.100	21-23	.913	58	2.5	36-78	.462	2-20	.100	42-46	.913	116	2.6					
Shaylee Stovall	69-164	.421	42-104	.404	57-73	.781	237	7.9	146-353	.414	90-222	.405	121-153	.791	503	5.0					
Carli Bostwick	30-74	.405	8-32	.250	20-31	.645	88	3.7	63-158	.399	16-68	.235	48-71	.676	190	3.2					
Martie McCoy	33-85	.388	8-22	.364	23-31	.742	97	3.2	55-146	.377	14-39	.359	42-56	.750	166	2.9					
Audrey Spurgin	18-51	.353	0-1	.000	24-36	.667	60	2.3	39-117	.333	0-2	.000	58-85	.659	134	2.1					
Tia Johnson	7-21	.333	2-9	.222	3-3	1.000	19	1.9	14-42	.333	4-18	.222	6-6	1.000	38	1.9					
Deja Johnson	4-10	.400	1-5	.200	5-6	.833	14	1.4	8-20	.400	2-10	.200	10-12	.833	28	1.4					
Whitney Cox	39-82	.476	0-0	.000	7-16	.438	85	4.3	120-289	.415	0-7	.000	36-75	.480	276	2.7					
Reese Schumann	61-110	.555	0-0	.000	36-61	.590	158	5.3	127-225	.564	0-0	.000	74-124	.597	238	4.8					
TOTALS	o-reb	d-reb	t-reb	pf	fo	ast	to	a/to	o-reb	d-reb	t-reb	pf	fo	ast	to	a/to					
Grace Foster	45	234	279	59	1	62	78	0.8	115	522	637	164	3	138	191	0.7					
Maci Maddox	11	91	102	32	0	132	80	1.7	26	188	214	73	0	281	177	1.6					
Audrey Robertson	36	111	147	54	1	91	69	1.3	105	252	357	162	2	218	172	1.3					
Rachel Haase	7	20	27	16	0	25	21	1.2	13	40	53	32	0	50	42	1.2					
Taylor Thomas	1	19	20	26	0	7	22	0.3	2	38	40	52	0	14	43	0.3					
Shaylee Stovall	6	36	42	42	0	29	34	0.9	15	87	102	97	0	74	77	1.0					
Carli Bostwick	6	32	38	17	0	5	14	0.4	10	68	78	36	0	11	32	0.3					
Martie McCoy	17	56	73	64	2	22	20	1.1	29	105	134	119	3	42	37	1.1					
Audrey Spurgin	12	21	33	35	0	4	14	0.3	25	53	78	80	0	8	36	0.2					
Tia Johnson	2	9	11	9	0	3	3	1.0	4	18	22	18	0	6	6	1.0					
Deja Johnson	3	7	10	3	0	5	2	2.5	6	14	20	6	0	10	4	2.5					
Whitney Cox	8	51	59	32	1	12	15	0.8	34	186	220	123	2	47	57	0.8					
Reese Schumann	47	96	143	76	2	12	50	0.2	100	197	297	158	4	23	97	0.2					

CAREER STATISTICS

BOSTWICK, Carli

				Field Goals		3-Point		F-Throws		Rebounds										Scoring	
SEASON	TEAM	GP-GS	MIN/AVG	FG-FGA	FG%	3FG-3FGA	3FG%	FT-FTA	FT%	OFF	DEF	TOT	AVG	PF-FO	A	TO	BLK	STL		PTS	AVG
2021-22	LCU	14-0	69/4.9	6-14	.429	1-5	.200	9-11	.818	0	6	6	0.4	3-0	2	6	0	2		22	1.6
2022-23	LCU	24-2	251/10.5	30-74	.405	8-32	.250	20-31	.645	6	32	38	1.6	17-0	5	14	1	9		88	3.7
TOTAL		38-2	320/8.4	36-88	.409	9-37	.243	29-42	.690	6	38	44	1.2	20-0	7	20	1	11		110	2.9

Single Game Highs

Statistic	Value	
Points	18	vs Ga. Southwestern 12/16/22
Rebounds	6	vs Ga. Southwestern 12/16/22
Assists	1	7 times
Steals	2	vs Tex. Permian Basin 02/04/23
Blocks	1	at Eastern N.M. 02/11/23
FG Made	4	vs Ga. Southwestern 12/16/22
FG Attempts	13	vs Cameron 12/30/22
3FG Made	4	vs Ga. Southwestern 12/16/22
3FG Attempts	6	vs Cameron 12/30/22
FT Made	6	vs Ga. Southwestern 12/16/22
FT Attempts	6	vs Ga. Southwestern 12/16/22

COX, Whitney

				Field Goals		3-Point		F-Throws		Rebounds										Scoring	
SEASON	TEAM	GP-GS	MIN/AVG	FG-FGA	FG%	3FG-3FGA	3FG%	FT-FTA	FT%	OFF	DEF	TOT	AVG	PF-FO	A	TO	BLK	STL		PTS	AVG
2019-20	LCU	15-0	107/7.1	8-32	.250	0-5	.000	5-8	.625	5	21	26	1.7	13-0	3	3	9	3		21	1.4
2020-21	LCU	18-0	161/9.0	14-43	.326	0-1	.000	5-13	.385	4	35	39	2.2	18-0	6	8	13	6		33	1.8
2021-22	LCU	31-0	188/6.0	20-51	.392	0-1	.000	12-22	.545	9	28	37	1.2	28-0	14	16	10	7		52	1.7
2022-23	LCU	20-14	238/11.9	40-83	.482	0-0	.000	7-16	.438	8	51	59	3.0	32-1	12	15	8	7		87	4.4
TOTAL		84-14	693/8.3	82-209	.392	0-7	.000	29-59	.492	26	135	161	1.9	91-1	35	42	40	23		193	2.3

Single Game Highs

Statistic	Value	
Points	14	at Southwestern Okla. 11/21/22
Rebounds	11	vs Missouri Western 11/06/22
Assists	2	at Western N.M. 12/11/21, vs Midwestern St. 02/03/22, vs Texas Woman's 02/05/22
Steals	2	4 times
Blocks	3	vs Tex. A&M Int'l 01/23/21, vs St. Mary's (TX) 12/11/20, vs Angelo St. 01/16/21
FG Made	7	at Southwestern Okla. 11/21/22
FG Attempts	11	vs Missouri Western 11/06/22
3FG Attempts	1	7 times
FT Made	5	vs Okla. Christian 12/01/22
FT Attempts	8	vs Okla. Christian 12/01/22

FOSTER, Grace

				Field Goals		3-Point		F-Throws		Rebounds										Scoring	
SEASON	TEAM	GP-GS	MIN/AVG	FG-FGA	FG%	3FG-3FGA	3FG%	FT-FTA	FT%	OFF	DEF	TOT	AVG	PF-FO	A	TO	BLK	STL	PTS	AVG	
2021-22	LCU	35-0	549/15.7	95-189	.503	23-70	.329	46-57	.807	29	85	114	3.3	57-1	25	41	28	11	259	7.4	
2022-23	LCU	30-30	958/31.9	159-350	.454	41-112	.366	116-128	.906	45	234	279	9.3	59-1	62	78	24	18	475	15.8	
TOTAL		65-30	1506/23.2	254-539	.471	64-182	.352	162-185	.876	74	319	393	6.0	116-2	87	119	52	29	734	11.3	

Single Game Highs

Statistic	Value	
Points	36	vs Missouri Western 11/06/22
Rebounds	17	vs Angelo St. 02/02/23
Assists	7	vs St. Mary's (TX) 02/18/23
Steals	2	6 times
Blocks	6	at Tex. A&M-Commerce 01/13/22
FG Made	13	vs Missouri Western 11/06/22
FG Attempts	20	vs Mo. Southern St. 11/05/22, vs Missouri Western 11/06/22
3FG Made	4	vs Missouri Western 11/06/22
3FG Attempts	8	vs Western N.M. 01/14/23
FT Made	11	vs Midwestern St. 01/01/23
FT Attempts	12	vs Midwestern St. 01/01/23

HAASE, Rachel

				Field Goals		3-Point		F-Throws		Rebounds										Scoring	
SEASON	TEAM	GP-GS	MIN/AVG	FG-FGA	FG%	3FG-3FGA	3FG%	FT-FTA	FT%	OFF	DEF	TOT	AVG	PF-FO	A	TO	BLK	STL	PTS	AVG	
2021-22	LCU	7-0	29/4.1	1-5	.200	1-2	.500	0-0	.000	0	1	1	0.1	2-0	2	3	0	0	3	0.4	
2022-23	LCU	28-0	354/12.6	41-119	.345	29-84	.345	5-7	.714	7	20	27	1.0	16-0	25	21	4	9	116	4.1	
TOTAL		35-0	383/10.9	42-124	.339	30-86	.349	5-7	.714	7	21	28	0.8	18-0	27	24	4	9	119	3.4	

Single Game Highs

Statistic	Value	
Points	21	at Tex. A&M-Kingsville 12/10/22
Rebounds	4	vs CSU Pueblo 11/12/22
Assists	4	at UT Tyler 01/19/23
Steals	3	vs West Tex. A&M 02/25/23
Blocks	1	4 times
FG Made	8	at Tex. A&M-Kingsville 12/10/22
FG Attempts	12	vs Cameron 12/30/22
3FG Made	4	at Tex. A&M-Kingsville 12/10/22, vs Cameron 12/30/22
3FG Attempts	10	vs Cameron 12/30/22
FT Made	2	vs Ark.-Fort Smith 12/03/22
FT Attempts	2	vs CSU Pueblo 11/12/22, vs Colo. Christian 11/11/22, vs Ark.-Fort Smith 12/03/22

JOHNSON, Deja

				Field Goals		3-Point		F-Throws		Rebounds									Scoring	
SEASON	TEAM	GP-GS	MIN/AVG	FG-FGA	FG%	3FG-3FGA	3FG%	FT-FTA	FT%	OFF	DEF	TOT	AVG	PF-FO	A	TO	BLK	STL	PTS	AVG
2022-23	LCU	10-0	58/5.8	3-9	.333	1-5	.200	5-6	.833	3	7	10	1.0	3-0	5	2	0	3	12	1.2
TOTAL		10-0	58/5.8	3-9	.333	1-5	.200	5-6	.833	3	7	10	1.0	3-0	5	2	0	3	12	1.2

Single Game Highs

Statistic	Value	
Points	5	vs Cameron 12/30/22
Rebounds	3	vs Cameron 12/30/22
Assists	2	vs Cameron 12/30/22
Steals	1	vs Okla. Christian 12/01/22, vs Colo. Christian 11/11/22, vs Ark.-Fort Smith 12/03/22
FG Made	2	vs Cameron 12/30/22
FG Attempts	4	vs Cameron 12/30/22
3FG Made	1	vs Cameron 12/30/22
3FG Attempts	3	vs Cameron 12/30/22
FT Made	4	vs Colo. Christian 11/11/22
FT Attempts	4	vs Colo. Christian 11/11/22

JOHNSON, Tia

				Field Goals		3-Point		F-Throws		Rebounds									Scoring	
SEASON	TEAM	GP-GS	MIN/AVG	FG-FGA	FG%	3FG-3FGA	3FG%	FT-FTA	FT%	OFF	DEF	TOT	AVG	PF-FO	A	TO	BLK	STL	PTS	AVG
2022-23	LCU	10-0	49/4.9	7-21	.333	2-9	.222	3-3	1.000	2	9	11	1.1	9-0	3	3	0	5	19	1.9
TOTAL		10-0	49/4.9	7-21	.333	2-9	.222	3-3	1.000	2	9	11	1.1	9-0	3	3	0	5	19	1.9

Single Game Highs

Statistic	Value	
Points	5	vs Tex. Permian Basin 02/04/23
Rebounds	3	vs Colo. Christian 11/11/22
Assists	1	vs Mo. Southern St. 11/05/22, vs Eastern N.M. 01/12/23, vs St. Edward's 02/16/23
Steals	2	vs St. Edward's 02/16/23
FG Made	2	at Midwestern St. 01/26/23, vs Tex. Permian Basin 02/04/23
FG Attempts	5	at Midwestern St. 01/26/23, vs Tex. Permian Basin 02/04/23
3FG Made	1	vs Tex. Permian Basin 02/04/23, vs Ark.-Fort Smith 12/03/22
3FG Attempts	2	vs Tex. Permian Basin 02/04/23, vs Ark.-Fort Smith 12/03/22
FT Made	2	vs St. Edward's 02/16/23
FT Attempts	2	vs St. Edward's 02/16/23

MADDOX, Maci

				Field Goals		3-Point		F-Throws		Rebounds									Scoring	
SEASON	TEAM	GP-GS	MIN/AVG	FG-FGA	FG%	3FG-3FGA	3FG%	FT-FTA	FT%	OFF	DEF	TOT	AVG	PF-FO	A	TO	BLK	STL	PTS	AVG
2020-21	LCU	15-0	98/6.6	13-25	.520	3-8	.375	3-3	1.000	3	6	9	0.6	5-0	8	7	0	13	32	2.1
2021-22	LCU	31-0	356/11.5	26-63	.413	10-21	.476	7-7	1.000	2	12	14	0.5	10-0	21	17	1	16	69	2.2
2022-23	LCU	30-30	1080/36.0	124-290	.428	27-76	.355	37-48	.771	11	91	102	3.4	32-0	132	80	4	57	312	10.4
TOTAL		76-30	1534/20.2	163-378	.431	40-105	.381	47-58	.810	16	109	125	1.6	47-0	161	104	5	86	413	5.4

Single Game Highs

Statistic	Value	
Points	19	vs Okla. Christian 12/01/22
Rebounds	8	vs Mont. St. Billings 12/17/22
Assists	9	at Tex. A&M-Kingsville 12/10/22
Steals	5	at Texas Woman's 01/21/23
Blocks	1	5 times
FG Made	8	vs Okla. Christian 12/01/22, at West Tex. A&M 02/23/23
FG Attempts	19	at Tex. A&M Int'l 12/08/22
3FG Made	4	at UT Tyler 01/19/23
3FG Attempts	7	at UT Tyler 01/19/23
FT Made	4	vs Midwestern St. 01/01/23, vs St. Edward's 02/16/23
FT Attempts	5	vs CSU Pueblo 11/12/22, vs Midwestern St. 01/01/23

MCCOY, Martie

				Field Goals		3-Point		F-Throws		Rebounds									Scoring	
SEASON	TEAM	GP-GS	MIN/AVG	FG-FGA	FG%	3FG-3FGA	3FG%	FT-FTA	FT%	OFF	DEF	TOT	AVG	PF-FO	A	TO	BLK	STL	PTS	AVG
2022-23	LCU	30-13	461/15.4	33-85	.388	8-22	.364	23-31	.742	17	56	73	2.4	64-2	22	20	6	9	97	3.2
TOTAL		30-13	461/15.4	33-85	.388	8-22	.364	23-31	.742	17	56	73	2.4	64-2	22	20	6	9	97	3.2

Single Game Highs

Statistic	Value	
Points	16	at West Tex. A&M 02/23/23
Rebounds	7	vs Missouri Western 11/06/22
Assists	3	vs Cameron 12/30/22, at Tex. Permian Basin 01/05/23
Steals	2	vs West Tex. A&M 02/25/23, at Western N.M. 02/09/23
Blocks	2	vs St. Mary's (TX) 02/18/23
FG Made	6	at West Tex. A&M 02/23/23
FG Attempts	9	vs West Tex. A&M 02/25/23
3FG Made	2	at West Tex. A&M 02/23/23
3FG Attempts	3	at Midwestern St. 01/26/23, vs Angelo St. 02/02/23
FT Made	5	vs Angelo St. 02/02/23
FT Attempts	6	vs Angelo St. 02/02/23

LUBBOCK CHRISTIAN UNIVERSITY WOMEN'S BASKETBALL GAME NOTES
ROBERTSON, Audrey

				Field Goals		3-Point		F-Throws		Rebounds								Scoring		
SEASON	TEAM	GP-GS	MIN/AVG	FG-FGA	FG%	3FG-3FGA	3FG%	FT-FTA	FT%	OFF	DEF	TOT	AVG	PF-FO	A	TO	BLK	STL	PTS	AVG
2020-21	LCU	20-0	177/8.9	12-33	.364	3-14	.214	7-9	.778	17	7	24	1.2	14-0	11	12	0	9	34	1.7
2021-22	LCU	35-3	577/16.5	52-126	.413	9-37	.243	39-53	.736	20	25	45	1.3	49-0	35	27	6	25	152	4.3
2022-23	LCU	30-30	950/31.7	109-248	.440	21-68	.309	87-106	.821	36	111	147	4.9	54-1	91	69	7	40	326	10.9
TOTAL		85-33	1704/20.1	173-407	.425	33-119	.277	133-168	.792	73	143	216	2.5	117-1	137	108	13	74	512	6.0

Single Game Highs

Statistic	Value	
Points	19	vs Mont. St. Billings 12/17/22
Rebounds	12	at Angelo St. 01/07/23
Assists	6	at UT Tyler 01/02/21, vs Colo. Christian 11/11/22
Steals	4	vs Okla. Christian 12/01/22, vs Colo. Christian 11/11/22
Blocks	2	at Southwestern Okla. 11/21/22, at Eastern N.M. 02/11/23
FG Made	7	vs Mont. St. Billings 12/17/22
FG Attempts	12	at Tex. Permian Basin 01/05/23, vs Angelo St. 02/02/23
3FG Made	3	vs Eastern N.M. 01/12/23, vs Tex. Permian Basin 02/04/23
3FG Attempts	5	4 times
FT Made	8	vs Ark.-Fort Smith 03/01/22
FT Attempts	10	vs Ark.-Fort Smith 03/01/22

SCHUMANN, Reese

				Field Goals		3-Point		F-Throws		Rebounds								Scoring		
SEASON	TEAM	GP-GS	MIN/AVG	FG-FGA	FG%	3FG-3FGA	3FG%	FT-FTA	FT%	OFF	DEF	TOT	AVG	PF-FO	A	TO	BLK	STL	PTS	AVG
2021-22	LCU	12-0	64/5.4	5-12	.417	0-0	.000	3-6	.500	9	13	22	1.8	9-0	0	3	2	0	13	1.1
2022-23	LCU	30-1	471/15.7	61-110	.555	0-0	.000	36-61	.590	47	96	143	4.8	76-2	12	50	37	14	158	5.3
TOTAL		42-1	535/12.7	66-122	.541	0-0	.000	39-67	.582	56	109	165	3.9	85-2	12	53	39	14	171	4.1

Single Game Highs

Statistic	Value	
Points	14	at Cameron 01/28/23
Rebounds	10	at Tex. A&M Int'l 12/08/22
Assists	2	at Tex. A&M-Kingsville 12/10/22, at Western N.M. 02/09/23
Steals	2	vs Colo. Christian 11/11/22
Blocks	6	vs Western N.M. 01/14/23
FG Made	7	at Cameron 01/28/23
FG Attempts	8	vs Western N.M. 01/14/23, at Cameron 01/28/23
FT Made	3	vs Midwestern St. 01/01/23, vs Eastern N.M. 01/12/23
FT Attempts	6	vs Midwestern St. 01/01/23

SPURGIN, Audrey

				Field Goals		3-Point		F-Throws		Rebounds									Scoring	
SEASON	TEAM	GP-GS	MIN/AVG	FG-FGA	FG%	3FG-3FGA	3FG%	FT-FTA	FT%	OFF	DEF	TOT	AVG	PF-FO	A	TO	BLK	STL	PTS	AVG
2021-22	LCU	14-0	67/4.8	4-17	.235	0-0	.000	10-15	.667	1	13	14	1.0	14-0	0	9	1	2	18	1.3
2022-23	LCU	26-0	175/6.7	18-51	.353	0-1	.000	24-36	.667	12	21	33	1.3	35-0	4	14	3	2	60	2.3
TOTAL		40-0	242/6.1	22-68	.324	0-1	.000	34-51	.667	13	34	47	1.2	49-0	4	23	4	4	78	2.0

Single Game Highs

Statistic	Value	
Points	9	vs Western N.M. 01/14/23
Rebounds	5	at Angelo St. 01/07/23
Assists	1	4 times
Steals	2	vs Minn.-Crookston 11/25/21
Blocks	1	4 times
FG Made	3	vs Cameron 12/30/22, vs Western N.M. 01/14/23
FG Attempts	5	vs Cameron 12/30/22, at Angelo St. 01/07/23, vs Western N.M. 01/14/23
3FG Attempts	1	vs Western Colo. 11/27/22
FT Made	5	vs Ark.-Fort Smith 01/06/22, vs Okla. Christian 12/01/22
FT Attempts	6	vs Ark.-Fort Smith 01/06/22, vs Okla. Christian 12/01/22

LUBBOCK CHRISTIAN UNIVERSITY WOMEN'S BASKETBALL GAME NOTES
STOVALL, Shaylee

STOVALL, Shaiyee

				Field Goals		3-Point		F-Throws		Rebounds									Scoring	
SEASON	TEAM	GP-GS	MIN/AVG	FG-FGA	FG%	3FG-3FGA	3FG%	FT-FTA	FT%	OFF	DEF	TOT	AVG	PF-FO	A	TO	BLK	STL	PTS	AVG
2020-21	LCU	16-0	86/5.4	4-15	.267	3-10	.300	4-4	1.000	1	4	5	0.3	5-0	11	4	0	1	15	0.9
2021-22	LCU	27-1	193/7.2	12-28	.429	9-16	.563	8-10	.800	2	14	16	0.6	15-0	6	7	0	8	41	1.5
2022-23	LCU	30-30	806/26.9	69-164	.421	42-104	.404	57-73	.781	6	36	42	1.4	42-0	29	34	0	16	237	7.9
TOTAL		73-31	1085/14.9	85-207	.411	54-130	.415	69-87	.793	9	54	63	0.9	62-0	46	45	0	25	293	4.0

Single Game Highs

Statistic	Value	
Points	18	at Texas Woman's 01/21/23
Rebounds	4	at Tex. Permian Basin 01/05/23, vs Eastern N.M. 01/12/23, at Eastern N.M. 02/11/23
Assists	4	at Midwestern St. 01/26/23
Steals	4	at Tex. Permian Basin 01/05/23
FG Made	6	vs Okla. Christian 12/01/22, at Texas Woman's 01/21/23
FG Attempts	10	at Tex. A&M Int'l 12/08/22, at UT Tyler 01/19/23
3FG Made	4	at Angelo St. 01/07/23, at Texas Woman's 01/21/23
3FG Attempts	8	at UT Tyler 01/19/23
FT Made	9	vs Mo. Southern St. 11/05/22
FT Attempts	10	vs Mo. Southern St. 11/05/22

THOMAS, Taylor

THOMAS, Taylor

				Field Goals		3-Point		F-Throws		Rebounds									Scoring	
SEASON	TEAM	GP-GS	MIN/AVG	FG-FGA	FG%	3FG-3FGA	3FG%	FT-FTA	FT%	OFF	DEF	TOT	AVG	PF-FO	A	TO	BLK	STL	PTS	AVG
2022-23	LCU	23-0	200/8.7	18-39	.462	1-10	.100	21-23	.913	1	19	20	0.9	26-0	7	22	3	9	58	2.5
TOTAL		23-0	200/8.7	18-39	.462	1-10	.100	21-23	.913	1	19	20	0.9	26-0	7	22	3	9	58	2.5

Single Game Highs

Statistic	Value	
Points	9	vs Tex. Permian Basin 02/04/23
Rebounds	3	vs Midwestern St. 01/01/23
Assists	2	vs Tex. Permian Basin 02/04/23
Steals	3	vs Midwestern St. 01/01/23
Blocks	1	vs Mo. Southern St. 11/05/22, vs Cameron 12/30/22, at Angelo St. 01/07/23
FG Made	3	vs Okla. Christian 12/01/22, vs Tex. Permian Basin 02/04/23
FG Attempts	6	vs Tex. Permian Basin 02/04/23
3FG Made	1	vs Tex. Permian Basin 02/04/23
3FG Attempts	3	vs Tex. Permian Basin 02/04/23
FT Made	4	at Tex. Permian Basin 01/05/23, vs Colo. Christian 11/11/22
FT Attempts	5	at Tex. Permian Basin 01/05/23

LUBBOCK CHRISTIAN UNIVERSITY WOMEN'S BASKETBALL GAME NOTES

Lubbock Christian vs Mo. Southern St.
11/05/22 3:30 pm at Kansas City, MO

Lubbock Christian 64 • 0-1,0-0 Lone Sta

#	Player		Total		3-Ptr		Rebounds			PF	TP	A	TO	Blk	Stl	Min
			FG-FGA	FG-FGA	FT-FTA	Off	Def	Tot								
00	Grace Foster	f	7-20	2-4	0-0	2	9	11	2	16	2	2	1	0	0	35
34	Whitney Cox	f	3-7	0-0	0-0	2	4	6	1	6	1	0	0	0	0	16
02	Maci Maddox	g	3-7	0-1	2-2	0	4	4	2	8	3	1	0	2	40	
03	Audrey Robertson	g	2-9	0-1	3-4	2	8	10	0	7	4	6	0	0	33	
15	Shaylee Stovall	g	2-4	1-3	9-10	1	1	2	2	14	1	0	0	1	30	
12	Taylor Thomas	g	0-2	0-0	1-2	0	1	1	1	1	1	2	1	1	13	
23	Martie McCoy	g	0-0	0-0	0-0	0	1	1	3	0	0	0	0	0	7	
30	Audrey Spurgin	g	1-2	0-0	0-0	0	0	0	1	2	0	0	0	0	5	
31	Tia Johnson	g	0-0	0-0	0-0	1	0	1	0	0	1	1	0	0	3	
40	Reese Schumann	g	4-6	0-0	2-5	3	3	6	2	10	0	2	2	0	18	
Team						2	2	4								
Totals				22-57	3-9	17-23	13	33	46	14	64	13	14	4	4	200
1st FG: 6-15 40.0% 2nd: 5-13 38.5% 3rd: 4-12 33.3% 4th: 7-17 41.2% Game: 22-57 38.6% Deadball																
3rd: 1-3 33.3% 5th: 0-0 0.0% 6th: 3-9 33.3% 7th: 0-0 0.0% 8th: 0-0 0.0% 9th: 0-0 0.0% 10th: 0-0 0.0%																
FT: 6-6 100.0% 4-4 100.0% 5-5 55.6% 2-4 50.0% 17-23 73.9% 1																

1st - FG %: 6-15 40.0% 2nd: 5-13 38.5% 3rd: 4-12 33.3% 4th: 7-17 41.2% Game: 22-57 38.6% Deadball
3FG %: 0-1 0.0% 2-7 28.6% 2-4 50.0% 3-9 33.3% 17-23 73.9%
FT %: 6-6 100.0% 4-4 100.0% 5-9 55.6% 0-1 0.0% 2-4 50.0%

Mo. Southern St. 65 • 1-0,0-0 Mid-Amer

#	Player		Total		3-Ptr		Rebounds			PF	TP	A	TO	Blk	Stl	Min			
			FG-FGA	FG-FGA	FT-FTA	Off	Def	Tot											
05	Layne Skiles	f	2-7	1-5	1-1	3	4	7	3	6	1	0	1	0	28				
31	Madi Stokes	c	5-12	0-0	2-2	5	8	13	1	12	0	1	2	0	24				
01	Kryslyn Jones	g	4-8	2-5	0-0	2	2	4	2	10	1	3	0	1	28				
10	Kaitlin Hunnicutt	g	3-6	1-3	0-0	2	2	4	1	7	1	1	0	0	30				
21	Lacy Stokes	g	6-22	1-8	6-7	1	1	2	3	19	8	0	0	3	35				
02	Hailey Grant		0-2	0-0	0-0	0	2	2	2	0	0	0	0	0	6				
04	Mia Topping		0-1	0-1	0-0	0	0	0	1	0	0	1	0	0	5				
20	Cameron Call		0-2	0-2	0-0	2	2	4	2	0	2	2	0	1	16				
25	Amaya Johns		4-14	0-3	0-0	0	2	2	2	8	0	0	0	0	16				
34	Mira Khan		1-2	0-0	1-2	3	4	7	3	3	2	0	1	0	12				
Team						1	0	1											
Totals				25-76	5-27	10-12	19	27	46	20	65	15	8	4	5	200			
1st - FG %: 4-20			20.0%	2nd: 11-19			57.9%	3rd: 6-18			33.3%	4th: 1-19			21.1%	Game: 25-76		32.9%	Deadball Rebounds 1
3FG %: 1-10			10.0%	2-7			28.6%	2-7			28.6%	0-3			0.0%	5-27		18.5%	
FT %: 2-4			50.0%	0-0			0.0%	4-4			100.0%	10-12			83.3%				

1st - FG %: 4-20 20.0% 2nd: 11-19 57.9% 3rd: 6-18 33.3% 4th: 4-19 21.1% Game: 25-76 32.9% Deadball
3FG %: 1-10 10.0% 2-7 28.6% 0-3 0.0% 5-27 18.5%
FT %: 2-4 50.0% 0-0 0.0% 4-4 100.0% 4-4 100.0% 10-12 83.3%

Officials: Drew Roberts, Leah Lanie, Ty Bills

Technical fouls: Lubbock Christian-None. Mo. Southern St.-None.

Attendance: 205

2022-23 Women's Basketball. Round: 0. Lubbock Christian vs Mo. Southern St.. P

Score by periods	1st	2nd	3rd	4th	Total
Lubbock Christian	18	15	15	16	64
Mo. Southern St.	11	24	18	12	65

Points	In	Off	2nd	Fast	Bench
LCU	30	10	15	4	13
MSSU	34	18	16	8	11

Last FG - LCU 4th-03:18, MSSU 4th-00:31.

Largest lead - LCU by 7 1st-00:23, MSSU by 7 4th-09:51.

LCU led for 13:43, MSSU led for 19:16. Game was tied for 07:01.

Score tied - 13 times.
Lead changed - 11 times.

Missouri Western vs Lubbock Christian
11/06/22 5:30 pm at

Missouri Western 101 • 1-0,0-0 Mid-Amer

#	Player	Total		3-Ptr		Rebounds			PF	TP	A	TO	Blk	Stl	Min
		FG-FGA	FG-FGA	FT-FTA	Off	Def	Tot								
25	Mary Fultz	f	3-5	0-0	3-3	1	1	2	1	9	0	0	2	0	21
01	Camille Evans	g	2-5	0-1	2-2	2	1	3	2	6	6	3	0	1	29
10	Connie Clarke	g	12-19	2-2	8-10	3	9	12	4	34	4	3	0	5	31
23	Brianna Budgetts	g	4-9	1-6	3-4	0	3	3	1	12	0	2	0	3	24
40	Jordan Cunningham	g	2-8	0-2	0-1	0	2	2	5	4	0	0	0	0	29
02	Johnni Gonzalez	g	0-0	0-0	0-0	0	0	0	2	0	1	3	0	0	12
03	Meredith Rieker	g	0-1	0-1	0-0	0	0	0	2	0	0	0	0	0	3
05	Kadyn Cobb	g	0-1	0-1	0-0	0	0	0	1	0	0	0	0	0	3
12	Cleao Murray	g	5-12	4-11	1-2	1	4	5	4	15	2	1	1	1	37
22	Abby Bala	g	3-6	1-2	3-4	2	1	3	3	10	2	0	0	1	21
31	Trinity Knapp	g	5-9	1-2	0-0	0	1	1	1	11	0	1	1	0	14
44	Kassandra Caron	g	0-0	0-0	0-0	0	0	0	0	0	0	0	0	0	1
Team						1	0	1							
Totals			36-75	9-28	20-26	10	22	32	26	101	15	13	4	11	225
1st - FG %		9-17	52.9%	2nd: 6-19	31.6%	3rd: 9-17	52.9%	4th: 8-14	57.1%	Game: 36-75		48.0%	Deadball		
3rd %		3-7	42.9%	2-10	20.0%	1-3	33.3%	1-3	33.3%	9-20		45.0%	4.2		
FT %		1-2	50.0%	3-4	75.0%	2-5	46.6%	4-4	100.0%	20-26		76.9%	4.2		

1st - FG %: 9-17 52.9% 2nd: 6-19 31.6% 3rd: 9-17 52.9% 4th: 8-14 57.1% Game: 36-75 48.0% Deadball
3FG %: 3-7 42.9% 2-10 20.0% 2-5 40.0% 1-3 33.3% 9-28 32.1%
FT %: 1-2 50.0% 3-4 75.0% 4-6 66.7% 4-4 100.0% 20-26 76.9%

Lubbock Christian 96 • 0-2,0-0 Lone Sta

#	Player		Total		3-Ptr		Rebounds			PF	TP	A	TO	Blk	Stl	Min
			FG-FGA	FG-FGA	FT-FTA	Off	Def	Tot								
00	Grace Foster	f	13-20	4-6	6-6	1	5	6	4	36	1	1	3	1	41	
34	Whitney Cox	f	5-11	0-0	2-2	1	10	11	5	12	1	1	1	1	28	
02	Maci Maddox	g	5-12	1-4	2-2	0	2	2	4	13	6	10	0	4	39	
03	Audrey Robertson	g	4-8	0-1	7-8	3	2	5	2	15	2	1	0	2	40	
15	Shaylee Stovall	g	0-2	0-0	6-8	0	1	1	2	6	1	1	0	0	34	
12	Taylor Thomas		2-2	0-0	1-1	0	1	1	2	5	0	1	0	0	10	
23	Martie McCoy		0-4	0-0	3-4	1	6	7	3	3	0	1	0	0	20	
40	Reese Schumann		2-4	0-0	2-2	1	0	1	1	6	0	1	0	0	13	
Team						1	4	5				1				
Totals				31-63	5-11	29-33	8	31	39	23	96	11	18	4	8	225
1st- 3FG %: 5-14 35.7%			2nd: 6-13 46.2%			3rd: 11-15 73.3%			4th: 6-14 42.9%			Game: 31-63 49.2%			Deadball Rebounds	
3FG %: 0-2 0.0%			1-3 33.3%			1-1 100.0%			3-4 75.0%			5-11 45.5%				

1st - FG %: 5-14 35.7% 2nd: 6-13 46.2% 3rd: 11-15 73.3% 4th: 6-14 42.9% Game: 31-63 49.2% Deadball
3FG %: 0-2 0.0% 1-3 33.3% 1-1 100.0% 3-4 75.0% 5-11 45.5%
FT %: 5-5 100.0% 5-6 83.3% 7-8 87.5% 6-6 100.0% 29-33 87.9%

Officials: Jeremy McHugh, Allyn Richardson, Michelle Kramer

Technical fouls: Missouri Western-None. Lubbock Christian-None.

Attendance: 113

2022-23 Women's Basketball. Round: 0. Lubbock Christian vs Missouri Western. P

Score by periods	1st	2nd	3rd	4th	OT	Total
Missouri Western	22	17	24	21	17	101
Lubbock Christian	15	18	30	21	12	96

Points	In	Off	2nd	Fast	Bench
MWSU	48	21	13	26	36
LCU	44	18	12	8	14

Last FG - MWSU OT-00:33, LCU OT-00:17.

Largest lead - MWSU by 10 3rd-09:18, LCU by 4 4th-02:34.

MWSU led for 31:34, LCU led for 07:12. Game was tied for 06:14.

Score tied - 10 times.
Lead changed - 12 times.

Colo. Christian vs Lubbock Christian
11/11/22 6:00 pm at Lubbock, TX

Colo. Christian 64 • 0-1,0-0 RMAC

#	Player	Total			3-Ptr			Rebounds			PF	TP	A	TO	Blk	Stl	Min
		FG-FGA	FG-FGA	FT-FTA	Off	Def	Tot	Off	Def	Tot							
05	Regan Loconte	f	3-10	1-5	0-0	0	3	3	3	7	0	4	0	2	18		
10	Agnes Paul	f	1-6	0-1	6-8	7	5	12	4	8	0	4	1	0	22		
11	Dasiya Jones	f	1-5	0-0	1-2	1	0	1	2	3	0	2	0	4	24		
21	Maggie Hutka	f	4-7	1-3	0-0	1	2	3	2	9	2	2	0	1	23		
01	Nicole Bowlin	g	2-5	0-2	1-1	0	3	3	2	5	1	3	0	0	18		
02	Victoria Perez		1-4	1-3	0-0	1	0	1	0	3	0	1	0	1	11		
20	Makenna Bodette		3-9	1-3	0-0	2	5	7	3	7	2	2	1	0	24		
23	Aleksandra Clayton		1-5	1-3	0-0	0	3	3	0	3	0	1	1	0	5		
24	Mia Guest		1-5	0-4	0-0	0	2	2	0	2	1	0	0	1	12		
32	Mykaela Moore		5-6	0-0	1-1	2	2	4	2	11	0	1	1	1	17		
33	India Cole		1-1	0-0	0-0	0	1	1	2	2	1	1	1	3	11		
34	Christen Curry		2-8	0-1	0-0	3	0	3	2	4	1	0	0	1	15		
Team						1	1	2									
Totals			25-71	5-25	9-12	18	27	45	22	64	8	22	5	14	200		

1st - FG %:	9-20	45.0%	2nd:	6-23	26.1%	3rd:	7-15	46.7%	4th:	1-13	7.7%	Game:	25-71	35.2%	Deadball
3FG %:	3-8	25.0%	0-5	0.0%	2-5	40.0%	1-2	50.0%	1-7	14.3%		5-25	20.0%		Rebound
FT %:	9-9	100%	1-1	100%	2-3	66.7%	2-3	66.7%	2-6	33.3%		9-12	75.0%		

1st - FG %: 9-20 45.0% 2nd: 6-23 26.1% 3rd: 7-15 46.7% 4th: 3-13 23.1% Game: 25-71 35.2% Deadball
3FG %: 2-8 25.0% 0-1 0.0% 2-5 40.0% 1-7

LUBBOCK CHRISTIAN UNIVERSITY WOMEN'S BASKETBALL GAME NOTES

Lubbock Christian vs Southwestern Okla. 11/21/22 5:30 pm at Weatherford, OK

Lubbock Christian 73 • 3-2,0-0 Lone Sta

#	Player	Total		3-Ptr		Rebounds			PF	TP	A TO Blk			Stl	Min
		FG-FGA	FG-FGA	FT-FTA	FT-FTA	Off	Def	Tot			A	TO	Blk	Stl	
00	Grace Foster	f	8-15	2-3	4-5	5	11	16	1	22	6	2	1	0	36
34	Whitney Cox	f	7-9	0-0	0-0	1	4	5	0	14	1	0	0	0	21
02	Maci Maddox	g	2-10	0-4	0-2	1	6	7	3	4	7	5	0	2	36
03	Audrey Robertson	g	4-9	0-3	3-3	1	5	6	1	11	5	4	2	1	35
15	Shaylee Stovall	g	1-3	0-2	1-3	0	0	0	1	3	1	3	0	0	27
04	Rachel Haase	g	3-8	3-7	0-0	0	0	0	0	9	1	0	1	0	14
12	Taylor Thomas	g	1-1	0-0	0-0	0	1	1	1	2	0	0	0	0	5
23	Martie McCoy	g	1-1	0-0	0-0	1	1	2	1	2	0	1	1	0	7
30	Audrey Spurgin	g	0-1	0-0	0-0	0	0	0	0	0	0	0	0	0	2
40	Reese Schumann	g	3-5	0-0	0-1	3	3	6	3	6	0	1	2	1	17
Team						0	2	2							
Totals			30-62	5-19	8-14	12	33	45	11	73	21	16	7	4	200
1st - FG %:		5-12	41.7%	2nd: 9-14	64.3%	3rd: 8-19	42.1%	4th: 8-17	47.1%	Game: 30-62	48.4%	Deadball			
3FG %:		1-5	20.0%	1-2	50.0%	1-7	14.3%	2-5	40.0%	5-19	26.3%	Rebounds			
FT %:		3-3	100.0%	3-5	60.0%	2-3	66.7%	0-3	0.0%	8-14	57.1%	1,1			

Southwestern Okla. 67 • 0-4,0-0 GAC

#	Player	Total		3-Ptr		Rebounds			PF	TP	A TO Blk			Stl	Min
		FG-FGA	FG-FGA	FT-FTA	FT-FTA	Off	Def	Tot			A	TO	Blk	Stl	
12	Shamika Smith	f	6-13	1-5	0-0	2	4	6	1	13	0	1	0	3	29
02	Morgan Smith	g	7-11	2-2	2-2	1	3	4	1	18	3	0	0	1	38
05	Averi Zinn	g	4-15	0-6	2-2	0	3	3	3	10	6	1	0	0	37
21	Layni Zinn	g	0-8	0-1	0-0	0	2	2	1	0	0	0	1	0	23
23	Macy Gore	g	0-6	0-3	1-2	1	3	4	3	1	5	1	0	0	18
01	Fayth Laughlin	g	0-2	0-0	0-0	1	0	1	2	0	1	0	0	2	18
10	Adysen Wilson	g	6-9	6-8	0-0	0	4	4	2	18	1	0	0	2	24
11	Carson Dillard	g	0-0	0-0	0-0	0	0	0	0	0	0	0	0	0	1
24	Jamaya Johnson	g	3-5	0-1	1-2	1	4	5	3	7	0	4	0	0	12
Team						3	1	4			1				
Totals			26-69	9-26	6-8	9	24	33	16	67	16	8	1	8	200
1st - FG %:		7-19	36.8%	2nd: 10-22	45.5%	3rd: 4-13	30.8%	4th: 5-15	33.3%	Game: 26-69	37.7%	Deadball			
3FG %:		4-8	50.0%	5-10	50.0%	0-3	0.0%	0-5	0.0%	9-26	34.6%	Rebounds			
FT %:		0-0	0.0%	0-0	0.0%	1-2	50.0%	5-6	83.3%	6-8	75.0%	2,1			

Officials:

Technical fouls: Lubbock Christian-None. Southwestern Okla.-None.

Attendance: 374

2022-23 Women's Basketball. Round: 0. Lubbock Christian vs Southwestern Okla..

Score by periods	1st	2nd	3rd	4th	Total
Lubbock Christian	14	22	19	18	73
Southwestern Okla.	18	25	9	15	67

Points	In	Off	2nd	Fast
LCU	36	7	12	11
SWOSU	24	15	15	6

Last FG - LCU 4th-01:07, SWOSU 4th-00:19.

Largest lead - LCU by 12 4th-05:48, SWOSU by 11 2nd-06:37.

LCU led for 16:10. SWOSU led for 21:45. Game was tied for 02:02.

Score tied - 2 times.

Lead changed - 5 times.

Western Colo. vs Lubbock Christian 11/27/22 3:00 pm at Lubbock, TX

Western Colo. 38 • 1-4,0-0 RMAC

#	Player	Total		3-Ptr		Rebounds			PF	TP	A TO Blk			Stl	Min
		FG-FGA	FG-FGA	FT-FTA	FT-FTA	Off	Def	Tot			A	TO	Blk	Stl	
04	Rachel Cockman	f	7-14	0-0	4-4	2	6	8	3	18	1	5	2	2	38
14	Brooklyn Seymour	f	0-4	0-0	2-4	0	3	3	5	2	1	2	0	2	21
21	Hayley Valencia	f	1-9	0-1	1-2	0	3	3	1	3	2	1	0	0	30
00	Alyza Aikins	g	0-1	0-0	0-0	1	6	7	1	0	2	4	0	0	36
03	Emmery Wagstaff	g	3-15	3-8	2-2	2	6	8	3	11	1	4	1	2	40
13	Kylie Krise	g	0-2	0-1	0-0	0	0	0	0	0	0	1	0	0	9
15	Natalie Sumrock	g	1-1	0-0	0-0	0	6	6	5	2	0	2	0	1	18
35	Mia Lozoya	g	0-0	0-0	2-2	0	1	1	3	2	0	0	0	0	8
Team						0	1	1			1				
Totals			12-46	3-10	11-14	6	31	37	21	38	7	20	3	7	200
1st - FG %:		5-13	38.5%	2nd: 4-10	40.0%	3rd: 0-8	0.0%	4th: 3-15	20.0%	Game: 12-46	26.1%	Deadball			
3FG %:		2-4	50.0%	1-1	100.0%	0-1	0.0%	0-4	0.0%	3-10	30.0%	Rebounds			
FT %:		0-0	0.0%	4-4	100.0%	6-8	75.0%	1-2	50.0%	11-14	78.6%	2			

Lubbock Christian 51 • 4-2,0-0 Lone Sta

#	Player	Total		3-Ptr		Rebounds			PF	TP	A TO Blk			Stl	Min
		FG-FGA	FG-FGA	FT-FTA	FT-FTA	Off	Def	Tot			A	TO	Blk	Stl	
00	Grace Foster	f	2-7	1-3	4-4	2	10	12	4	9	1	1	1	0	34
34	Whitney Cox	f	1-3	0-0	0-0	0	1	1	3	2	0	2	0	1	4
02	Maci Maddox	g	5-11	0-1	3-4	0	1	1	0	13	2	2	0	4	39
03	Audrey Robertson	g	2-7	1-4	6-8	1	6	7	1	11	2	1	0	1	37
15	Shaylee Stovall	g	2-7	1-4	2-4	0	1	1	1	7	0	0	0	0	27
04	Rachel Haase	g	0-1	0-0	0-0	0	0	0	0	0	0	1	0	0	6
12	Taylor Thomas	g	1-3	0-1	0-0	0	2	2	0	2	0	2	0	1	11
23	Martie McCoy	g	0-0	0-0	0-0	0	0	0	0	1	0	0	0	0	7
30	Audrey Spurgin	g	0-3	0-1	0-0	0	1	1	2	0	0	0	0	0	12
40	Reese Schumann	g	3-7	0-0	1-2	2	6	8	3	7	0	2	1	1	23
Team						0	1	1			1				
Totals			16-49	3-14	16-22	5	29	34	15	51	6	12	2	9	200
1st - FG %:		3-10	30.0%	2nd: 6-15	40.0%	3rd: 2-12	16.7%	4th: 3-15	20.0%	Game: 16-49	32.7%	Deadball			
3FG %:		1-3	33.3%	1-5	20.0%	0-2	0.0%	0-2	0.0%	3-14	21.4%	Rebounds			
FT %:		4-6	66.7%	0-0	0.0%	11-14	78.6%	1-2	50.0%	16-22	72.7%	3			

Officials: Kelsey Curry, Travis Clark, Chet Martin

Technical fouls: Western Colo.-None. Lubbock Christian-None.

Attendance: 258

2022-23 Women's Basketball. Round: 0. Lubbock Christian vs Western Colo.. Play

Score by periods	1st	2nd	3rd	4th	Total
Western Colo.	12	13	6	7	38
Lubbock Christian	11	13	16	11	51

Points	In	Off	2nd	Fast
WCU	14	3	9	0
LCU	22	20	2	9

Last FG - WCU 4th-02:28, LCU 4th-02:02.

Largest lead - WCU by 6 1st-03:15, LCU by 13 4th-02:50.

WCU led for 15:41. LCU led for 20:34. Game was tied for 03:45.

Score tied - 5 times.

Lead changed - 3 times.

Okla. Christian vs Lubbock Christian 12/01/22 5:30 pm at Lubbock, TX

Okla. Christian 61 • 0-4,0-1 Lone Sta

		Total			3-Ptr		Rebounds									
#	Player	FG-FGA	FG-FGA	FT-FTA	Off	Def	Tot	PF	TP	A	TO	Blk	Stl	Min		
33	Olivia Travis	f	4-6	0-0	3-4	3	4	7	4	11	1	2	0	0	19	
03	JaQuia White	g	3-5	1-1	1-6	0	0	0	1	8	2	5	0	0	18	
05	Kate Bradley	g	2-3	2-2	0-0	1	2	3	2	6	3	4	0	0	29	
12	Brooklyn Bain	g	3-10	0-1	3-6	2	5	7	4	9	2	3	0	2	30	
24	Daijah Torns	g	1-2	0-0	1-2	1	4	5	1	3	1	5	0	1	21	
00	Nakia Cullom		2-5	0-0	1-2	2	0	2	1	5	0	3	0	0	12	
01	Kendall Brown		0-1	0-0	3-4	0	1	1	4	3	1	0	0	0	5	
10	Brooklyn Long		0-4	0-1	4-4	1	2	3	2	4	0	1	0	0	15	
14	Jordan Francisco		1-3	0-0	2-8	1	2	3	3	4	0	1	1	0	18	
22	Trinity Dobbs		0-1	0-1	2-2	0	0	0	1	2	1	0	0	0	14	
23	Natalie Smith		2-4	0-2	2-2	0	4	4	2	6	1	1	0	1	19	
Team						1	2	3								
Totals			18-44	3-8	22-40	12	26	38	25	61	12	25	1	4	200	
1st - FG %		6-14	42.0%	2nd: 7-12	58.3%	3rd: 3-10	30.0%	4th: 2-8	25.0%	Game: 18-44	40.9%	Rebounds				
3FG %		0-2	0.0%	2-2	100.0%	0-1	0.0%	1-1	50.0%	37-50	74.0%	7				
FT %		1-4	25.0%	2-4	50.0%	6-12	50.0%	13-20	65.0%	22-40	55.0%					

LUBBOCK CHRISTIAN UNIVERSITY WOMEN'S BASKETBALL GAME NOTES

Lubbock Christian vs Tex. A&M Int'l
12/08/22 6:00 pm at Laredo, TX

Lubbock Christian 47 • 6-3,2-1 Lone Sta

#	Player		Total		3-Ptr		Rebounds			PF	TP	A TO Blk			Stl	Min
			FG-FGA	FG-FGA	FT-FTA	Off	Def	Tot	A			TO	Blk			
00	Grace Foster	f	3-8	2-6	3-4	1	7	8	3	11	1	5	1	2	35	
34	Whitney Cox	f	1-5	0-0	0-1	1	6	7	4	2	1	1	1	0	18	
02	Maci Maddox	g	5-19	1-6	0-0	1	3	4	1	11	3	6	1	2	37	
03	Audrey Robertson	g	3-9	0-3	0-0	0	2	2	2	6	2	2	0	1	37	
15	Shaylee Stovall	g	3-10	2-5	1-2	0	0	0	0	9	1	2	0	1	28	
04	Rachel Haase		0-2	0-1	0-0	0	0	0	1	0	0	1	0	0	7	
12	Taylor Thomas		0-0	0-0	2-2	0	0	0	1	2	0	1	0	0	3	
20	Carli Bostwick		0-0	0-0	0-2	0	0	0	0	0	0	0	0	0	8	
23	Martie McCoy		0-0	0-0	0-0	0	0	0	1	0	1	0	0	0	5	
30	Audrey Spurgin		0-0	0-0	0-0	0	0	0	1	0	0	2	0	0	5	
40	Reese Schumann		3-3	0-0	0-1	2	8	10	2	6	1	0	3	1	17	
Team						0	0	0				2				
Totals				18-56	5-21	6-12	5	26	31	16	47	10	22	6	7	200

1st - FG %: 3-11 27.3% 2nd: 5-13 38.5% 3rd: 6-15 40.0% 4th: 4-17 23.5% Game: 18-56 32.1% Deadball Rebounds 7
 3FG %: 0-4 0.0% 3-5 60.0% 0-3 0.0% 2-9 22.2% 5-21 23.8%
 FT %: 0-0 0.0% 0-0 0.0% 1-5 20.0% 5-7 71.4% 6-12 50.0%

Tex. A&M Int'l 60 • 5-3,1-2 Lone Sta

#	Player		Total		3-Ptr		Rebounds			PF	TP	A	TO	Blk	Stl	Min
			FG-FGA	FG-FGA	FT-FTA	Off	Def	Tot								
13	Clara Fernandez	f	0-5	0-1	2-2	0	9	9	1	2	1	3	3	1	34	
44	Raiana Brown	f	7-18	0-0	7-10	5	5	10	1	21	2	2	2	0	36	
01	Evelyn Quiroz	g	1-7	0-0	6-6	3	7	10	3	8	2	4	1	3	32	
04	Marija Bakic		1-7	0-2	2-4	0	4	4	4	4	2	2	0	2	31	
11	Emily Swiercz	g	5-8	4-6	0-0	0	2	2	1	14	2	4	1	4	35	
02	Silvia Blanco		0-0	0-0	0-0	1	0	1	1	0	1	0	0	0	3	
03	Meli Hornedo		1-1	1-1	0-0	0	0	0	0	3	1	0	0	0	3	
22	Barbara Turkalj		4-6	0-1	0-0	2	0	2	4	8	0	3	0	1	18	
30	Angelique Morgan		0-5	0-0	0-0	0	0	0	0	0	2	0	0	0	8	
	Team					0	0	0								
Totals			19-57	5-11	17-22	11	27	38	15	60	13	18	7	11	200	

1st - FG %: 5-19 26.3% 2nd: 4-12 33.3% 3rd: 5-16 31.3% 4th: 5-10 50.0% Game: 18-56 32.1% Deadball Rebounds 6,5
 3FG %: 2-6 33.3% 0-0 0.0% 2-4 50.0% 1-1 100.0% 5-11 45.5%
 FT %: 2-2 100.0% 1-2 50.0% 2-2 100.0% 12-16 75.0% 17-22 77.3%

Officials:
 Technical fouls: Lubbock Christian-None. Tex. A&M Int'l-None.
 Attendance: 230
 2022-23 Women's Basketball. Round: 0. Lubbock Christian vs Tex. A&M Int'l. Pla

Score by periods	1st	2nd	3rd	4th	Total	In	Off	2nd	Fast	Bench
Lubbock Christian	6	13	13	15	47	Points	Paint	T/O	Chance	Break
Tex. A&M Int'l	14	9	14	23	60	LCU	28	15	13	14

Last FG - LCU 4th-00:19, TAMUK 4th-01:02.
 Largest lead - LCU by 1 2nd-03:31, TAMUK by 15 4th-00:28.
 LCU led for 00:53. TAMUK led for 34:50. Game was tied for 04:17.
 Score tied - 2 times.
 Lead changed - 4 times.

Lubbock Christian vs Tex. A&M-Kingsville
12/10/22 1:00 pm at Kingsville, TX

Lubbock Christian 76 • 7-3,3-1 Lone Sta

#	Player		Total	3-Ptr		Rebounds									
			FG-FGA	FG-FGA	FT-FTA	Off	Def	Tot	PF	TP	A	TO	Blk	Stl	Min
00	Grace Foster	f	8-13	3-5	2-2	2	12	14	3	21	3	4	0	0	32
34	Whitney Cox	f	3-5	0-0	0-0	0	2	2	3	6	1	1	0	0	14
02	Maci Maddox	g	3-9	0-3	3-3	1	6	7	1	9	9	3	0	2	39
03	Audrey Robertson	g	2-4	0-0	2-2	1	3	4	1	6	5	1	1	0	33
15	Shaylee Stovall	g	0-2	0-1	1-2	0	1	1	0	1	1	1	0	0	24
04	Rachel Haase		8-10	4-5	1-1	0	0	0	0	21	0	0	0	0	16
20	Carli Bostwick		1-3	0-0	0-0	0	1	1	0	2	0	0	0	0	10
23	Martie McCoy		0-1	0-1	0-0	0	2	2	3	0	0	0	0	0	8
30	Audrey Spurgin		1-2	0-0	0-0	0	0	0	1	2	1	0	0	0	4
40	Reese Schumann		4-7	0-0	0-0	1	2	3	1	8	2	2	2	0	20
Team						1	3	4							
Totals			30-56	7-15	9-12	6	32	38	13	76	22	11	3	2	200
1st: FG %: 9-14 64.3% 2nd: 6-13 46.2% 3rd: 7-13 53.8% 4th: 8-16 50.0% Game: 30-56 53.6% Deadball															
3FG %: 1-4 25.0% 0-1 0.0% 2-5 40.0% 4-5 80.0% 7-15 46.7% Rebounds															
3-4 75.0% 2-2 100.0% 3-3 100.0% 2-3 66.7% 3-10 30.0%															

1st - FG %: 9-14 64.3% 2nd: 6-13 46.2% 3rd: 7-13 53.8% 4th: 8-16 50.0% Game: 30-56 53.6% Deadball Rebounds 2,1
 3FG %: 1-4 25.0% 0-1 0.0% 2-5 40.0% 4-5 80.0% 7-15 46.7%
 FT %: 3-3 100.0% 3-4 75.0% 2-2 100.0% 1-3 33.3%

Tex. A&M-Kingsville 61 • 5-3,2-2 Lone Sta

35	Janessa Payne	f	2-4	0-1	0-0	1	7	8	2	4	3	0	0	0	27	
41	Veyda Lake	f	2-6	0-0	0-0	1	1	2	1	4	0	0	0	0	17	
03	Brianna Pena	g	10-14	2-3	0-0	0	1	1	3	22	3	1	0	3	31	
10	Mia Rivers	g	4-10	2-4	1-2	0	1	1	0	11	3	2	0	0	31	
24	Jayde Tschritter	g	1-3	1-1	0-0	0	2	2	0	3	0	0	0	2	33	
02	Shelby Ray		2-11	0-5	2-2	4	1	5	1	6	1	1	3	3	16	
01	Alyssa O' Malley		1-4	0-1	0-2	0	1	1	0	2	2	0	0	0	9	
14	Anneliese Dominguez		1-3	0-1	0-0	0	1	1	1	2	0	0	0	0	9	
20	Georgia Ohiaeri		3-11	1-4	0-2	1	4	5	1	7	0	2	0	1	27	
Team						2	2	4								
Totals				26-66	6-20	3-8	9	21	30	9	61	12	6	3	9	200
1st - FG %: 4-16 25.0% 2nd: 7-17 41.2% 3rd: 6-18 33.3% 4th: 9-15 60.0% Game: 6-20 30.0% Deadball Rebounds																
1st - FG %: 1-5 20.0% 2nd: 1-5 20.0% 3rd: 0-6 0.0% 4th: 2-5 40.0% Game: 6-20 30.0%																
1st - FG %: 1-5 20.0% 2nd: 1-5 20.0% 3rd: 0-6 0.0% 4th: 2-5 40.0% Game: 6-20 30.0%																

1st - FG %: 4-16 25.0% 2nd: 7-17 41.2% 3rd: 6-18 33.3% 4th: 9-15 60.0% Game: 26-66 39.4% Deadball Rebounds 3
 3FG %: 1-5 20.0% 1-5 20.0% 2-5 40.0% 2-5 40.0% 6-20 30.0%
 FT %: 0-2 0.0% 2-2 100.0% 0-0 0.0% 1-4 25.0% 3-8 37.5%

Officials:
 Technical fouls: Lubbock Christian-None. Tex. A&M-Kingsville-None.
 Attendance: 202
 2022-23 Women's Basketball. Round: 0. Lubbock Christian vs Tex. A&M-Kingsville

Score by periods	1st	2nd	3rd	4th	Total	In	Off	2nd	Fast	Bench
Lubbock Christian	22	15	18	21	76	Points	Paint	T/O	Chance	Break
Tex. A&M-Kingsville	9	17	14	21	61	LCU	40	6	4	9
						TAMUK	30	9	13	6

Last FG - LCU 4th-01:46, TAMUK 4th-00:14.
 Largest lead - LCU by 24 4th-04:54, TAMUK by 2 1st-08:15.
 LCU led for 37:29. TAMUK led for 00:46. Game was tied for 01:45.
 Score tied - 1 time.
 Lead changed - 1 time.

Lubbock Christian vs Ga. Southwestern
12/16/22 1:15 pm at Las Vegas, NV

Lubbock Christian 59 • 7-4,3-1 Lone Sta

#	Player		Total		3-Ptr		Rebounds			PF	TP	A TO Blk				Stl	Min
			FG-FGA	FG-FGA	FT-FTA	Off	Def	Tot	A			TO	Blk				
00	Grace Foster	f	0-8	0-0	4-4	0	4	4	1	4	2	2	0	0	0	29	
34	Whitney Cox	f	1-4	0-0	0-0	0	2	2	2	2	1	0	0	0	0	10	
02	Maci Maddox	g	3-10	0-4	0-0	0	4	4	2	6	3	1	0	1	0	40	
03	Audrey Robertson	g	6-9	1-3	2-2	4	2	6	2	15	3	5	0	1	0	33	
15	Shaylee Stovall	g	1-5	1-4	2-2	0	0	0	4	5	1	2	0	0	0	26	
04	Rachel Haase		0-2	0-1	0-0	0	1	1	0	0	1	1	0	0	0	9	
12	Taylor Thomas		0-0	0-0	0-0	0	0	0	0	0	0	1	0	0	0	3	
20	Carli Bostwick		4-8	4-5	6-6	0	6	6	2	18	0	2	0	0	0	23	
23	Martie McCoy		0-0	0-0	0-0	0	1	1	0	0	0	0	0	0	0	2	
30	Audrey Spurgin		1-1	0-0	1-2	0	0	0	0	3	0	0	0	0	0	6	
40	Reese Schumann		3-4	0-0	0-1	2	7	9	3	6	0	2	2	0	0	19	
Team						4	4	8				1					
Totals			19-51	6-19	15-17	10	31	41	16	59	11	17	2	2	2	200	

1st - FG %: 6-14 42.9% 2nd: 3-11 27.3% 3rd: 5-14 35.7% 4th: 5-12 41.7% Game: 19-51 37.3% Deadball Rebounds 1
 3FG %: 1-5 20.0% 1-5 20.0% 2-5 40.0% 2-4 50.0% 6-19 31.6%
 FT %: 4-4 100.0% 4-4 100.0% 6-7 85.7% 1-2 50.0% 15-17 88.2%

Ga. Southwestern 70 • 8-1,2-0 Peach Be

#	Player		Total		3-Ptr		Rebounds			PF	TP	A TO Blk			Stl	Min
			FG-FGA	FG-FGA	FT-FTA	Off	Def	Tot	A			TO	Blk			
23	Daelyn Craig	f	2-4	0-0	0-0	0	5	5	4	4	0	1	0	1	23	
24	Kayla Langley	f	8-16	0-0	2-5	1	8	9	4	18	0	3	0	1	26	
01	Lex Chatman	g	0-1	0-1	0-0	0	3	3	2	0	0	0	0	0	16	
03	Jacquelyn Levay	g	2-8	1-6	7-7	2	2	4	1	12	3	0	0	0	37	
05	Ava Jones	g	5-16	1-3	0-0	2	1	3	2	11	8	0	2	0	34	
00	Destiny Garrett		2-3	0-0	0-0	1	2	3	1	4	2	3	0	1	19	
02	Jolicia Williams		6-12	5-11	0-1	0	0	0	1	17	0	0	0	3	30	
13	Skyler Christmas		0-1	0-0	0-0	0	0	0	1	0	1	0	0	0	3	
14	Kayla Grant		2-3	0-0	0-0	1	2	3	0	4	1	0	0	1	12	
	Team					2	0	2				1				
	Totals		27-64	7-21	9-13	9	23	32	16	70	15	8	2	7	200	

LUBBOCK CHRISTIAN UNIVERSITY WOMEN'S BASKETBALL GAME NOTES

Cameron vs Lubbock Christian 12/30/22 5:30 pm at Lubbock, TX

Cameron 34 • 6-6,3-3 Lone Sta

#	Player	Total		3-Ptr		Rebounds			PF	TP	A TO Blk Stl				Min
		FG-FGA	FT-FTA	FG-FGA	FT-FTA	Off	Def	Tot			A	TO	Blk	Stl	
22	Alena Wilson	f	2-10	0-1	0-0	2	4	6	1	4	1	8	0	0	19
32	Karley Miller	f	1-3	1-1	0-0	1	4	5	2	3	0	2	3	0	19
03	Kailyn Lay	g	1-4	1-2	0-0	0	3	3	3	0	1	0	1	0	14
10	Katie King	g	0-1	0-1	0-0	0	2	2	1	0	1	2	0	1	27
23	Korie Allensworth	g	2-7	0-3	0-0	0	2	2	0	4	0	1	1	1	17
02	Taliyah Johnson		0-2	0-1	0-0	0	0	0	0	0	1	0	0	1	13
11	Mikayla Peterson		0-5	0-1	0-0	1	1	2	0	0	0	2	0	1	13
12	Hallie Horton		0-3	0-1	0-0	0	2	2	1	0	0	2	0	0	11
15	Lindsey Waits		0-2	0-1	0-0	0	0	0	0	0	0	0	0	0	8
21	Kloe Heidebrecht		1-3	0-1	0-0	1	1	2	0	2	0	1	0	0	14
24	Lakya Leslie		0-3	0-0	0-0	0	3	3	2	0	0	0	0	0	14
25	Alannah Gillespie		3-5	0-0	2-2	0	1	1	1	8	0	2	0	1	15
33	Klara Lovings		4-8	1-3	1-3	0	2	2	3	10	0	2	0	0	16
Team						1	2	3							
Totals			14-56	3-16	3-5	6	27	33	14	34	3	23	4	6	200

Lubbock Christian 85 • 9-4,4-1 Lone Sta

#	Player	Total		3-Ptr		Rebounds			PF	TP	A TO Blk Stl				Min
		FG-FGA	FT-FTA	FG-FGA	FT-FTA	Off	Def	Tot			A	TO	Blk	Stl	
00	Grace Foster	f	3-3	1-1	5-6	1	6	7	2	12	2	3	0	0	19
20	Carli Bostwick	f	3-13	1-6	0-1	0	2	2	1	7	1	1	0	1	19
02	Maci Maddox	g	4-7	1-2	2-2	0	3	3	0	11	4	2	0	3	23
03	Audrey Robertson	g	4-5	2-2	1-1	1	7	8	0	11	4	2	0	2	21
15	Shaylee Stovall	g	4-6	1-3	1-1	0	2	2	1	10	0	2	0	1	22
04	Rachel Haase		5-12	4-10	0-0	0	0	0	1	14	0	1	0	1	21
12	Taylor Thomas		1-3	0-1	0-0	0	2	2	0	2	1	1	1	1	18
23	Martie McCoy		0-2	0-1	0-0	2	3	5	1	0	3	0	0	0	16
30	Audrey Spurgin		3-5	0-0	2-2	2	2	4	1	8	1	1	1	0	11
33	Deja Johnson		2-4	1-3	0-0	0	3	3	0	5	2	2	0	0	12
40	Reese Schumann		2-6	0-0	1-1	0	6	6	1	5	1	0	1	1	18
Team						4	2	6							
Totals			31-66	11-29	12-14	10	38	48	8	85	19	15	3	10	200

Officials:
Technical fouls: Cameron-None. Lubbock Christian-None.
Attendance: 481
2022-23 Women's Basketball. Round: 0. Cameron vs Lubbock Christian. Played at

Score by periods	1st	2nd	3rd	4th	Total
Cameron	6	8	12	8	34
Lubbock Christian	34	20	15	16	85

Points CU 18 LCU 36 In Paint 3 2 4 34
T/O 19 13 6 34
2nd Chance 2 4 6 34
Fast Break 2 4 6 34
Bench 20 34 6 34

1st - FG %: 13-20 65.0% 2nd: 6-13 46.2% 3rd: 6-19 31.6% 4th: 6-14 42.9% Game: 31-66 47.0% Deadball Rebounds 0
3FG %: 4-8 50.0% 3-7 42.9% 3-9 33.3% 1-5 20.0% 11-29 37.9%
FT %: 4-4 100.0% 5-7 71.4% 0-0 0.0% 3-3 100.0% 12-14 85.7%

Score tied - 0 times.
Lead changed - 0 times.

Lubbock Christian vs Tex. Permian Basin 01/05/23 5:15 pm at Odessa, TX

Lubbock Christian 73 • 11-4,6-1 Lone St

#	Player	Total		3-Ptr		Rebounds			PF	TP	A TO Blk Stl				Min
		FG-FGA	FT-FTA	FG-FGA	FT-FTA	Off	Def	Tot			A	TO	Blk	Stl	
00	Grace Foster	f	6-12	3-6	5-6	1	6	7	5	20	0	4	2	0	31
20	Carli Bostwick	f	0-1	0-1	0-0	0	1	1	2	0	0	3	0	0	5
02	Maci Maddox	g	5-9	0-1	3-4	0	1	1	1	13	5	4	0	2	39
03	Audrey Robertson	g	6-12	2-4	4-4	2	7	9	3	18	3	6	0	0	39
15	Shaylee Stovall	g	0-2	0-2	2-2	0	4	4	3	2	0	1	0	4	29
04	Rachel Haase		1-3	1-2	0-0	0	1	1	1	3	0	0	0	1	13
12	Taylor Thomas		1-1	0-0	4-5	0	1	1	2	6	0	0	0	0	8
23	Martie McCoy		2-3	0-1	2-2	0	4	4	2	6	3	0	0	1	24
40	Reese Schumann		2-3	0-0	1-3	2	0	2	5	5	0	2	0	0	12
Team						1	5	6							
Totals			23-46	6-17	21-26	6	30	36	24	73	11	21	2	8	200

Tex. Permian Basin 60 • 6-8,3-5 Lone Sta

#	Player	Total		3-Ptr		Rebounds			PF	TP	A TO Blk Stl				Min
		FG-FGA	FT-FTA	FG-FGA	FT-FTA	Off	Def	Tot			A	TO	Blk	Stl	
11	Morgan Helgesen	f	3-15	1-9	5-6	6	5	11	5	12	1	2	0	0	27
23	Alexus Quaadman	f	6-8	0-0	5-7	5	4	9	5	17	1	5	0	2	22
04	Kamari Portalis	g	1-6	1-1	0-0	0	1	1	4	3	2	0	0	2	29
10	Avalon Munoz	g	5-16	1-5	6-8	2	3	5	2	17	1	4	0	2	37
15	Holly Hemmeline	g	2-10	0-5	0-3	1	1	2	2	4	0	1	0	4	31
01	Andreea Mancha		1-3	0-2	0-0	2	1	3	3	2	0	4	0	1	17
12	Makayla Bingley		1-2	0-0	0-0	1	1	2	0	2	0	1	0	1	11
13	Diavian Spencer		0-3	0-3	0-0	0	1	1	2	0	0	1	0	0	14
22	Khiara Flugence		1-2	0-0	1-2	1	0	1	2	3	0	0	0	0	12
Team						4	2	6							
Totals			20-65	3-25	17-26	22	19	41	25	60	5	18	0	12	200

Officials:
Technical fouls: Lubbock Christian-None. Tex. Permian Basin-None.
Attendance: 128
2022-23 Women's Basketball. Round: 0. Lubbock Christian vs Tex. Permian Basin.

Score by periods	1st	2nd	3rd	4th	Total
Lubbock Christian	13	22	11	27	73
Tex. Permian Basin	9	18	17	16	60

Points CU 30 LCU 32 In Paint 19 13 22 6 15 20
T/O 19 13 22 6 15 20
2nd Chance 6 15 22 6 15 20
Fast Break 6 15 22 6 15 20
Bench 20 34 6 34

1st - FG %: 4-12 33.3% 2nd: 8-23 34.8% 3rd: 4-15 26.7% 4th: 4-15 26.7% Game: 20-65 30.8% Deadball Rebounds 2
3FG %: 0-4 0.0% 1-7 14.3% 2-6 33.3% 0-8 0.0% 3-25 12.0%
FT %: 1-1 100.0% 1-3 33.3% 7-12 58.3% 8-10 80.0% 17-26 65.4%

Score tied - 5 times.
Lead changed - 6 times.

Midwestern St. vs Lubbock Christian 01/01/23 1:00 pm at Lubbock, TX

Midwestern St. 63 • 2-10,1-6 Lone St

#	Player	Total		3-Ptr		Rebounds			PF	TP	A TO Blk Stl				Min
		FG-FGA	FT-FTA	FG-FGA	FT-FTA	Off	Def	Tot			A	TO	Blk	Stl	
23	Mandy Withey	f	2-6	0-0	0-2	1	1	2	3	4	0	1	0	0	14
24	Dyamon Griggs	f	7-11	0-0	2-2	3	10	13	2	16	0	7	0	0	23
02	Sheridan Bostic	g	1-1	1-1	0-0	0	2	2	0	3	1	0	0	0	10
04	Natalie Stice	g	2-10	1-3	2-2	1	0	1	2	7	1	1	0	3	35
10	Kennedi Green	g	2-14	0-2	5-6	0	2	2	4	9	5	5	0	3	34
01	Shawnisay Millar		1-2	0-0	0-0	0	2	2	1	2	1	1	0	0	10
01	Eternity Jackson		1-4	0-0	3-3	1	1	2	3	5	0	0	0	0	13
03	Maya Kendall		0-0	0-0	0-0	1	1	2	0	0	0	0	0	0	10
12	Markayla Johnson		0-4	0-0	0-0	1	0	1	3	0	0	1	0	1	11
14	Yasmine Sifaoui		2-6	0-0	1-1	1	2	3	3	5	1	3	1	2	16
22	Jordan Mathis		4-6	0-0	4-5	4	2	6	2	12	0	1	1	0	24
Team						4	0	4							
Totals			22-64	2-6	17-21	17	23	40	23	63	9	21	2	9	200

1st - FG %: 5-16 31.3% 2nd: 5-18 27.8% 3rd: 8-16 50.0% 4th: 4-14 28.6% Game: 22-64 34.4% Deadball Rebounds 2 3FG %: 0-2 0.0% 0-0 0.0% 2-2 100.0% 0-2 0.0% FT %: 6-6 100.0% 0-0 0.0% 2-3 66.7% 9-10 90.0%	1st - FG %: 7-16 43.8% 2nd: 6-14 42.9% 3rd: 5-12 41.7% 4th: 5-12 41.7% Game: 23-54 42.6% Deadball Rebounds 4 3FG %: 0-3 0.0% 2-5 40.0% 2-6 33.3% 0-2 0.0% FT %: 2-2 100.0% 5-10 50.0% 8-9 88.9% 9-11 81.8%
--	--

Officials:
Technical fouls: Midwestern St.-None. Lubbock Christian-None.
Attendance: 347
2022-23 Women's Basketball. Round: 0. Lubbock Christian vs Midwestern St.. Pla

Score by periods	1st	2nd	3rd	4th	Total
Midwestern St.	16	10	20	17	63
Lubbock Christian	16	19	20	19	74

Points MSU 28 LCU 32 In Paint 14 15 0 14 6
T/O 14 15 0 14 6
2nd Chance 15 0 14 6
Fast Break 0 14 6
Bench 24 6 6 6

1st - FG %: 7-16 43.8% 2nd: 6-14 42.9% 3rd: 5-12 41.7% 4th: 5-12 41.7% Game: 23-54 42.6% Deadball Rebounds 4
3FG %: 0-3 0.0% 2-5 40.0% 2-6 33.3% 0-2 0.0%
FT %: 2-2 100.0% 5-10 50.0% 8-9 88.9% 9-11 81.8%

Score tied - 4 times.
Lead changed - 4 times.

Lubbock Christian vs Angelo St. 01/07/23 1:00 pm at San Angelo, TX

Lubbock Christian 51 • 11-5,6-2 Lone St

#	Player	Total		3-Ptr		Rebounds			PF	TP	A	TO	Blk	Stl	Min
		FG-FGA	FG-FGA	FT-FTA	Off	Def	Tot								
00	Grace Foster	f	3-11	0-3	2-2	3	4	7	3	8	0	4	0	0	32
23	Martie McCoy	f	1-6	0-0	0-0	0	1	1	1	2	2	0	1	1	18
02	Maci Maddox	g	2-13	0-2	0-0	2	5	7	1	4	3	3	0	1	38
03	Audrey Robertson	g	5-10	2-4	6-7	2	10	12	0	18	1	4	1	3	38
15	Shaylee Stovall	g	4-7	4-7	0-0	0	2	2	1	12	0	0	0	1	30
04	Rachel Haase		0-2	0-2	0-0	0	1	1	0	0	1	0	0	1	7
12	Taylor Thomas		0-2	0-0	0-0	0	0	0	3	0	0	3	1	0	10
20	Carli Bostwick		1-4	0-2	1-2	0	0	0	2	3	0	2	0	0	9
30	Audrey Spurgin		2-5	0-0	0-0	2	3	5	1	4	0	0	1	1	15
40	Reese Schumann		0-1	0-0	0-0	1	0	1	2	0	0	0	0	0	3
Team						1	4	5			1				
Totals			18-61	6-20	9-11	11	30	41	14	51	7	17	4	8	200
1st FG: 2-3		15.4%	2nd: 7-19		36.8%	3rd: 5-18		27.8%	4th: 4-11		36.4%	Game: 18-61		29.5%	Deadball
3FG: 2-6		33.3%	FT: 2-7		28.6%	0-4		0.0%	2-3		66.7%	6-20		30.0%	Rebounds
FTG: 4-4		100.0%	2-2		100.0%	3-4		75.0%	0-1		0.0%	9-11		81.8%	2

LUBBOCK CHRISTIAN UNIVERSITY WOMEN'S BASKETBALL GAME NOTES

Eastern N.M. vs Lubbock Christian
01/12/23 5:30 pm at Lubbock, TX

Eastern N.M. 55 • 7-7,4-5 Lone Sta

#	Player	Total		3-Ptr		Rebounds			PF	TP	A TO Blk Stl				Min
		FG-FGA	FG-FGA	FT-FTA	Off Def Tot	PF	TP	A TO Blk Stl							
05	Julietta Ceja	f	0-2	0-1	0-0	1 2 3	2	0	0	0	0	0	0	12	
12	Deja Adrian	f	4-14	1-5	9-9	1 6 7	3	18	2	3	0	1	35		
30	Lazurea Saunders	f	6-11	1-3	0-0	3 4 7	0	13	3	5	0	1	32		
01	Ashley Shipley	g	0-4	0-3	0-0	2 1 3	1	0	0	1	0	3	34		
20	Bella Stone	g	5-12	1-5	2-2	3 3 5	3	13	1	1	0	4	36		
00	Edecia Beck	g	3-8	0-1	4-4	2 1 3	2	10	1	2	0	1	19		
04	Corin Camara	g	0-6	0-6	0-0	0 1 1	0	0	0	1	0	0	14		
23	Alexandria SariĀana	g	0-0	0-0	0-0	0 0 0	0	0	0	0	0	0	8		
24	KIKI Roberts	g	0-4	0-0	1-2	1 1 2	3	1	0	0	0	0	8		
32	Marley Freeman	g	0-0	0-0	0-0	0 0 0	0	0	0	1	0	0	2		
Team			1 2 3												
Totals			18-61	3-24	16-17	13 21 34	14	55	7	14	0	10	200		
1st - FG %:		5-16	31.3%	2nd: 6-17	35.3%	3rd: 4-15	26.7%	4th: 3-13	23.1%	Game: 18-61	29.5%	Deadball			
3FG %:		0-5	0.0%	1-7	14.3%	0-7	0.0%	2-5	40.0%	3-24	12.5%	Rebounds			
FT %:		5-5	100.0%	2-2	100.0%	4-4	100.0%	5-6	83.3%	16-17	94.1%	1			

Lubbock Christian 77 • 12-5,7-2 Lone St

#	Player	Total		3-Ptr		Rebounds			PF	TP	A TO Blk Stl				Min
		FG-FGA	FG-FGA	FT-FTA	Off Def Tot	PF	TP	A TO Blk Stl							
00	Grace Foster	f	7-10	2-2	1-1	0 11 11	1	17	3	3	1	2	31		
34	Whitney Cox	f	1-1	0-0	0-0	0 0 0	2	2	1	2	0	0	11		
02	Maci Maddox	g	3-9	1-5	2-2	0 1 1	0	9	7	1	0	3	36		
03	Audrey Robertson	g	4-7	3-5	1-2	0 4 4	2	12	4	3	0	1	29		
15	Shaylee Stovall	g	4-6	2-4	0-1	0 4 4	2	10	1	3	0	0	29		
04	Rachel Haase	g	2-5	1-3	0-0	0 1 1	0	5	1	0	0	0	9		
12	Taylor Thomas	g	0-0	0-0	0-0	0 0 0	0	0	0	0	0	0	4		
20	Carli Bostwick	g	2-2	0-0	1-2	0 2 2	1	5	0	0	0	0	9		
23	Martie McCoy	g	1-1	0-0	1-1	0 0 0	0	3	0	1	0	0	10		
30	Audrey Spurgin	g	0-1	0-0	1-2	0 0 0	1	1	0	0	0	0	2		
31	Tia Johnson	g	0-1	0-1	0-0	0 2 2	1	0	1	0	0	0	6		
33	Deja Johnson	g	0-0	0-0	0-0	0 0 0	0	0	0	0	0	0	2		
40	Reese Schumann	g	5-5	0-0	3-3	1 1 2	4	13	1	2	4	1	22		
Team			0 4 4												
Totals			29-48	9-20	10-14	1 30 31	14	77	19	18	5	7	200		
1st - FG %:		6-9	66.7%	2nd: 6-13	46.2%	3rd: 7-13	53.8%	4th: 10-13	76.9%	Game: 29-48	60.4%	Deadball			
3FG %:		2-3	66.7%	3-9	33.3%	3-6	50.0%	1-2	50.0%	9-20	45.0%	Rebounds			
FT %:		5-5	100.0%	1-2	50.0%	2-4	50.0%	2-3	66.7%	10-14	71.4%	1			

Officials: Technical fouls: Eastern N.M.-None. Lubbock Christian-None.
Attendance: 258
2022-23 Women's Basketball. Round: 0. Eastern N.M. vs Lubbock Christian. Playe

Score by periods	1st	2nd	3rd	4th	Total
Eastern N.M.	15	15	12	13	55
Lubbock Christian	19	16	19	23	77

Points	In	Off	2nd	Fast	Bench
ENMU	28	T/O	12	11	11
LCU	32	21	2	6	27

Last FG - ENMU 4th-03:09, LCU 4th-02:23.
Largest lead - ENMU by 1 2nd-03:01, LCU by 23 4th-01:36.
ENMU led for 01:23, LCU led for 38:16, Game was tied for 00:21.

Score tied - 0 times.
Lead changed - 2 times.

Western N.M. vs Lubbock Christian
01/14/23 1:00 pm at Lubbock, TX

Western N.M. 50 • 4-11,2-8 Lone St

#	Player	Total		3-Ptr		Rebounds			PF	TP	A TO Blk Stl				Min
		FG-FGA	FG-FGA	FT-FTA	Off Def Tot	PF	TP	A TO Blk Stl							
25	Susi Namao	f	5-9	1-2	1-1	0 5 5	4	12	0	2	0	0	23		
21	Eliza Joyne	c	2-8	0-1	0-0	2 2 4	1	4	0	0	2	0	24		
01	Brooke Rodgers	g	3-9	0-1	0-2	1 7 8	2	6	0	2	1	1	29		
05	Alina Simon	g	0-5	0-2	0-0	0 0 0	0	0	0	0	0	0	23		
12	Sydney Wright	g	2-6	1-3	0-0	0 0 0	2	5	1	1	0	0	20		
02	Delaney Cook	g	1-7	0-1	1-1	1 2 3	0	3	1	2	1	0	20		
10	Cassandra Vickery	g	0-1	0-0	0-0	0 1 1	1	0	0	0	0	0	12		
11	Kyra Paniora	g	0-1	0-0	2-2	0 5 5	1	2	1	0	0	1	14		
31	Bria Reed	g	0-4	0-0	1-2	0 1 1	0	1	0	1	0	0	15		
33	Diamond Moore	g	8-18	0-0	1-1	6 4 10	3	17	0	0	0	0	20		
Team			3 3 6												
Totals			21-68	2-10	6-9	13 30 43	14	50	6	10	4	3	200		
1st - FG %:		4-14	28.6%	2nd: 4-15	26.7%	3rd: 5-17	29.4%	4th: 8-22	36.4%	Game: 21-68	30.9%	Deadball			
3FG %:		0-1	0.0%	0-2	0.0%	2-5	0.0%	0-2	0.0%	2-10	20.0%	Rebounds			
FT %:		2-2	100.0%	1-3	33.3%	0-0	0.0%	3-4	75.0%	6-9	66.7%	1			

Lubbock Christian 67 • 13-5,8-2 Lone St

#	Player	Total		3-Ptr		Rebounds			PF	TP	A TO Blk Stl				Min
		FG-FGA	FG-FGA	FT-FTA	Off Def Tot	PF	TP	A TO Blk Stl							
00	Grace Foster	f	5-15	1-8	3-3	2 11 13	0	14	2	0	1	0	30		
34	Whitney Cox	f	0-1	0-0	0-0	0 1 1	0	0	0	1	0	0	6		
02	Maci Maddox	g	2-7	0-1	0-0	0 3 3	0	4	5	3	0	0	34		
03	Audrey Robertson	g	3-8	0-2	3-4	0 4 4	0	9	4	1	1	1	28		
15	Shaylee Stovall	g	2-3	2-2	2-2	0 2 2	0	8	1	0	0	1	28		
04	Rachel Haase	g	2-4	1-3	0-0	0 1 1	1	5	0	1	0	0	13		
12	Taylor Thomas	g	1-1	0-0	0-0	0 0 0	1	2	0	0	0	0	3		
20	Carli Bostwick	g	2-5	0-1	0-0	0 3 3	0	4	0	0	0	1	11		
23	Martie McCoy	g	0-1	0-1	0-0	0 1 1	1	0	0	1	0	1	9		
30	Audrey Spurgin	g	3-5	0-0	3-4	0 1 1	3	9	0	0	0	0	7		
31	Tia Johnson	g	1-2	0-0	0-0	0 1 1	2	2	0	0	0	0	3		
33	Deja Johnson	g	0-0	0-0	0-0	0 0 0	0	0	0	0	0	0	2		
40	Reese Schumann	g	4-8	0-0	2-2	1 7 8	2	10	0	2	6	0	26		
Team			4 1 5												
Totals			25-60	4-18	13-15	7 36 43	10	67	12	9	8	4	200		
1st - FG %:		4-15	26.7%	2nd: 4-16	25.0%	3rd: 9-15	60.0%	4th: 8-14	57.1%	Game: 25-60	41.7%	Deadball			
3FG %:		0-5	0.0%	1-6	16.7%	2-5	40.0%	1-2	50.0%	4-18	22.2%	Rebounds			
FT %:		2-2	100.0%	5-6	83.3%	4-5	80.0%	2-2	100.0%	13-15	86.7%	0			

Officials: Technical fouls: Western N.M.-None. Lubbock Christian-None.
Attendance: 409
2022-23 Women's Basketball. Round: 0. Lubbock Christian vs Western N.M.. Playe

Score by periods	1st	2nd	3rd	4th	Total
Western N.M.	10	9	12	19	50
Lubbock Christian	10	14	24	19	67

Points	In	Off	2nd	Fast	Bench
WNMU	32	11	10	0	23
LCU	32	10	8	11	32

Last FG - WNMU 4th-01:03, LCU 4th-01:41.
Largest lead - WNMU by 4 1st-08:27, LCU by 23 4th-01:41.
WNMU led for 08:25, LCU led for 24:07, Game was tied for 07:28.

Score tied - 7 times.
Lead changed - 3 times.

Lubbock Christian vs UT Tyler
01/19/23 5:00 pm at Tyler, TX

Lubbock Christian 57 • 13-6,8-3 Lone St

#	Player		Total		3-Ptr		Rebounds			PF	TP					Min
			FG-FGA	FG-FGA	FT-FTA	Off	Def	Tot	A			TO	Blk	Stl		
00	Grace Foster	f	2-3	1-1	0-0	1	9	10	1	5	1	3	0	0	34	
23	Martie McCoy	f	0-0	0-0	2-2	0	2	2	3	2	0	1	0	1	8	
02	Maci Maddox	g	5-14	4-7	0-0	0	2	2	3	14	5	5	0	1	34	
03	Audrey Robertson	g	3-9	0-5	2-2	1	6	7	3	8	3	5	0	3	39	
15	Shaylee Stovall	g	5-10	3-8	0-0	0	3	3	4	13	1	3	0	0	34	
04	Rachel Haase	g	4-9	3-7	0-0	1	1	2	3	11	4	1	0	0	23	
20	Carli Bostwick	g	0-2	0-2	0-0	0	0	0	0	0	0	0	0	0	6	
34	Whitney Cox	g	0-0	0-0	0-0	0	1	1	0	0	0	2	0	0	5	
40	Reese Schumann	g	1-3	0-0	2-2	2	4	6	4	4	0	5	0	1	17	
	Team				6-6	1	3	4								
	Totals		20-50	11-30	2-2	6	31	37	21	57	14	25	0	6	200	
1st	FG %:	3-13	23.1%	2nd:	9-11	72.7%	3rd:	5-11	45.5%	4th:	4-15	26.7%	Game:	20-50	40.0%	Deadball
3FG	%:	3-10	30.0%		5-8	62.5%		3-6	50.0%		0-6	0.0%		11-30	36.7%	Rebounds
FT	%:	0-0	0.0%		4-4	100.0%		2-	100.0%		0-0	0.0%		6-6	100.0%	0

LUBBOCK CHRISTIAN UNIVERSITY WOMEN'S BASKETBALL GAME NOTES

Lubbock Christian vs Midwestern St. 01/26/23 5:30 pm at Wichita Falls, Texas

Lubbock Christian 61 • 14-7, 9-4

#	Player	Total		3-Ptr		Rebounds			PF	TP	A		TO	Blk	Stl	Min
		FG-FGA	FG-FGA	FT-FTA	FT-FTA	Off	Def	Tot			TO	Blk				
00	Grace Foster	f	4-7	0-2	4-6	0	5	5	1	12	0	2	2	0	0	23
23	Martie McCoy	f	2-7	1-3	0-0	0	5	5	4	5	1	0	0	0	0	19
02	Maci Maddox	g	3-4	0-0	0-0	0	4	4	2	6	1	1	0	0	0	27
03	Audrey Robertson	g	1-2	0-0	0-0	1	4	5	0	2	3	0	0	0	0	21
15	Shaylee Stovall	g	2-5	2-3	5-6	0	0	0	1	11	4	2	0	0	0	24
04	Rachel Haase	g	2-8	1-5	0-0	0	3	3	0	5	2	0	1	0	0	15
12	Taylor Thomas	g	1-1	0-0	1-1	0	2	2	2	3	1	2	0	0	0	12
20	Carli Bostwick	g	0-1	0-0	0-0	1	3	4	1	0	0	0	0	0	0	12
30	Audrey Spurgin	g	0-4	0-0	2-2	1	2	3	1	2	1	1	0	0	0	9
31	Tia Johnson	g	2-5	0-1	0-0	1	1	2	2	4	0	0	0	0	0	7
33	Deja Johnson	g	1-2	0-0	0-0	0	0	0	0	2	1	0	0	0	0	9
34	Whitney Cox	g	1-4	0-0	0-0	0	2	2	1	2	0	1	2	0	0	9
40	Reese Schumann	g	3-4	0-0	1-3	2	2	4	2	7	1	1	0	0	1	13
Team						1	3	4								
Totals			22-54	4-14	13-18	7	36	43	17	61	15	10	5	1	200	

Midwestern St. 37 • 5-15, 3-11

#	Player	Total		3-Ptr		Rebounds			PF	TP	A		TO	Blk	Stl	Min
		FG-FGA	FG-FGA	FT-FTA	FT-FTA	Off	Def	Tot			TO	Blk				
00	Shawnisay Millar	f	1-8	0-1	1-4	2	3	5	4	3	0	1	0	0	0	29
24	Dyamon Griggs	f	5-11	1-2	6-7	3	3	6	4	17	0	2	0	0	0	21
01	Eternity Jackson	g	1-7	0-3	0-0	0	1	1	0	2	1	0	0	0	0	28
03	Maya Kendall	g	1-2	0-0	3-4	0	2	2	1	5	0	0	0	0	0	22
04	Natalie Stice	g	0-8	0-5	2-2	0	5	5	2	2	1	1	0	0	2	25
02	Sheridan Bostic	g	0-5	0-3	0-0	0	0	0	0	0	0	0	0	0	0	17
05	Makenzee Boucher	g	0-1	0-0	1-2	0	2	2	0	1	0	0	0	0	0	12
12	Markayla Johnson	g	0-1	0-0	0-0	0	1	1	0	0	0	0	1	1	0	16
14	Yasmine Sifaoui	g	0-3	0-0	1-2	1	2	3	3	1	2	3	4	0	0	15
23	Mandy Withey	g	3-8	0-0	0-2	4	5	9	2	6	0	0	2	1	0	15
Team						1	3	4								
Totals			11-54	1-14	14-23	11	27	38	16	37	4	8	7	4	200	

Officials: Darcy Schlabach, Tommy Prossie, Victoria Cortez.
Technical fouls: Lubbock Christian-None. Midwestern St.-Dyamon Griggs.
Attendance: 872

Score by periods	1st	2nd	3rd	4th	Total
Lubbock Christian	11	17	21	12	61
Midwestern St.	10	8	3	16	37

Last FG - LCU 4th-00:47, MSU 4th-02:07.
Largest lead - LCU by 30 3rd-00:30, MSU by 4 1st-04:39.
LCU led for 32:36. MSU led for 05:22. Game was tied for 01:54.

Score tied - 1 time.
Lead changed - 4 times.

Lubbock Christian vs Cameron 01/28/23 1:00 pm at Lawton, OK

Lubbock Christian 68 • 15-7,10-4 Lone S

#	Player	Total		3-Ptr		Rebounds			PF	TP	A		TO	Blk	Stl	Min
		FG-FGA	FG-FGA	FT-FTA	FT-FTA	Off	Def	Tot			TO	Blk				
00	Grace Foster	f	6-13	2-4	9-10	2	2	4	0	23	0	0	0	0	1	31
23	Martie McCoy	f	1-3	0-0	0-0	2	4	6	2	2	2	1	0	0	0	15
02	Maci Maddox	g	3-7	2-3	0-0	0	3	3	0	8	5	2	0	1	0	38
03	Audrey Robertson	g	1-7	0-2	2-4	0	8	8	1	4	5	2	0	1	0	35
15	Shaylee Stovall	g	2-7	2-6	0-0	0	1	1	0	6	1	0	0	0	1	36
04	Rachel Haase	g	3-7	3-6	0-0	0	1	1	0	9	2	0	0	1	0	15
20	Carli Bostwick	g	1-2	0-1	0-0	0	0	0	1	2	0	0	0	0	0	3
30	Audrey Spurgin	g	0-0	0-0	0-0	0	0	0	0	0	0	0	0	0	0	2
40	Reese Schumann	g	7-8	0-0	0-0	4	2	6	4	14	0	1	1	0	0	25
Team						1	3	4								
Totals			24-54	9-22	11-14	9	24	33	8	68	15	7	1	5	200	

1st - FG %: 7-15 46.7%	2nd: 7-16 43.8%	3rd: 4-13 30.8%	4th: 6-10 60.0%	Game: 24-54 44.4%	Deadball Rebounds 2
3FG %: 4-9 44.4%	3-8 37.5%	2-4 50.0%	0-1 0.0%	9-22 40.9%	
FT %: 3-4 75.0%	2-2 100.0%	0-0 0.0%	6-8 75.0%	11-14 78.6%	

Cameron 56 • 10-11,7-8 Lone S

#	Player	Total		3-Ptr		Rebounds			PF	TP	A		TO	Blk	Stl	Min
		FG-FGA	FG-FGA	FT-FTA	FT-FTA	Off	Def	Tot			TO	Blk				
22	Alena Wilson	f	6-15	0-2	5-9	8	6	14	1	17	2	0	4	1	0	30
32	Karley Miller	f	2-11	0-6	2-2	1	1	2	2	6	1	0	0	0	1	21
03	Kailyn Lay	g	2-5	1-2	0-0	1	4	5	1	5	3	0	0	0	0	32
10	Katie King	g	0-2	0-0	0-0	0	3	3	0	0	4	4	0	0	0	38
23	Korie Allensworth	g	5-10	2-6	0-0	0	3	3	2	12	3	0	0	1	0	29
21	Kloe Heidebrecht	g	2-3	1-2	0-0	1	2	3	0	5	2	0	0	0	0	11
24	La'Kya Leslie	g	2-3	0-0	1-2	1	0	1	2	5	0	2	0	0	0	14
25	Alannah Gillespie	g	0-1	0-0	0-0	0	0	0	0	0	2	0	0	0	0	9
33	Kiara Lovings	g	2-5	1-2	1-1	0	1	1	2	6	0	0	0	0	0	16
Team						0	2	2								
Totals			21-55	5-20	9-14	12	22	34	10	56	17	7	4	3	200	

1st - FG %: 6-13 46.2%	2nd: 5-13 38.5%	3rd: 7-18 38.9%	4th: 3-11 27.3%	Game: 21-55 38.2%	Deadball Rebounds 3
3FG %: 1-4 25.0%	2-7 28.6%	1-5 20.0%	1-4 25.0%	5-20 25.0%	
FT %: 2-2 100.0%	3-5 60.0%	0-1 0.0%	4-6 66.7%	9-14 64.3%	

Officials:
Technical fouls: Lubbock Christian-None. Cameron-None.
Attendance: 200
2022-23 Women's Basketball. Round: 0. Cameron vs Lubbock Christian. Played at

Score by periods	1st	2nd	3rd	4th	Total
Lubbock Christian	21	19	10	18	68
Cameron	15	15	15	11	56

Last FG - LCU 4th-01:10, CU 4th-07:13.
Largest lead - LCU by 12 4th-01:10, CU by 3 1st-07:19.
LCU led for 37:00. CU led for 02:01. Game was tied for 00:25.
Score tied - 0 times.
Lead changed - 2 times.

Angelo St. vs Lubbock Christian 02/02/23 5:30 pm at Lubbock, TX

Angelo St. 60 • 19-3,14-2 Lone S

#	Player	Total		3-Ptr		Rebounds			PF	TP	A		TO	Blk	Stl	Min
		FG-FGA	FG-FGA	FT-FTA	FT-FTA	Off	Def	Tot			TO	Blk				
12	Madeline Stephens	f	3-6	0-0	1-2	1	4	5	3	7	1	3	2	2	0	27
30	Aicha Ndir	f	2-6	0-0	0-0	3	1	4	2	4	1	2	0	0	0	16
32	Tajayanna McGhee-Plea	f	6-13	3-6	3-4	1	8	9	4	18	0	3	0	0	0	26
00	Landry Morrow	g	2-6	0-2	4-8	0	2	2	2	8	2	2	0	0	0	40
10	Sawyer Lloyd	g	4-13	1-2	0-0	2	9	11	3	9	2	0	1	2	0	40
01	Madisen Honea	g	1-4	0-0	0-0	2	0	2	0	2	1	1	0	1	0	23
13	Keniah Williams	g	3-7	0-0	2-4	0	1	1	2	8	0	0	2	0	0	14
14	Brighton Adams	g	0-0	0-0	0-0	0	0	0	0	0	1	0	0	0	0	4
24	Alexandra Bednarczyk	g	1-2	0-1	2-2	2	0	2	2	4	0	0	0	0	0	10
Team						0	2	2								
Totals			22-57	4-11	12-20	11	27	38	18	60	8	11	5	5	200	

Lubbock Christian 57 • 15-8,10-5 Lone S

#	Player		Total		3-Ptr	Rebounds					PF	TP	A	TO	Blk	Stl	Min
			FG-FGA	FG-FGA	FT-FTA	Off	Def	Tot									
00	Grace Foster	f	9-17	0-3	3-3	4	13	17	2	21	3	4	0	0	0	40	
23	Martie McCoy	f	2-7	1-3	5-6	1	3	4	5	10	0	3	0	0	0	28	
02	Maci Maddox	g	4-9	0-2	0-0	0	1	1	0	8	3	0	0	0	2	40	
03	Audrey Robertson	g	5-12	0-0	2-2	0	4	4	2	12	2	1	0	2	37		
15	Shaylee Stovall	g	1-6	1-5	0-0	0	1	1	0	3	2	0	0	0	0	33	
04	Rachel Haase	g	0-1	0-1	0-0	0	1	1	0	0	0	2	0	0	0	9	
20	Carli Bostwick	g	0-0	0-0	0-2	0	0	0	1	0	0	1	0	0	0	1	
34	Whitney Cox	g	0-1	0-0	0-0	0	0	0	0	0	0	0	0	0	0	2	
40	Reese Schumann	g	1-1	0-0	1-2	1	1	2	5	3	0	2	1	0	10		
Team						1	4	5				1					
Totals				22-54	2-14	11-15	7	28	35	15	57	10	14	1	4	200	
1st - Totals			7-10	70.0%	2nd: 4-12	33.3%	3rd: 4-14	28.6%	4th: 7-18	38.9%	Game: 22-54			40.7%	Deadball Rebounds		
3FG: 0-3			0.0%	0.0%	3-4	75.0%	1-6	16.7%	2-2	100.0%	2-14			14.3%			
FT: 1-4			25.0%	3-4	75.0%	5-5	100.0%	2-2	100.0%	11-15			73.3%				

LUBBOCK CHRISTIAN UNIVERSITY WOMEN'S BASKETBALL GAME NOTES

Lubbock Christian vs Western N.M. 02/09/23 5:30 pm at Silver City, NM

Lubbock Christian 54 • 17-8,12-5 Lone S

#	Player		Total		3-Ptr	Rebounds			PF	TP	A TO Blk				Stl	Min
			FG-FGA	FG-FGA	FT-FTA	Off	Def	Tot			A	TO	Blk			
00	Grace Foster	f	9-17	1-6	5-5	0	7	7	0	24	1	4	1	1	36	
23	Martie McCoy	f	2-3	0-0	0-0	0	1	1	1	4	0	0	0	2	21	
02	Maci Maddox	g	4-9	1-2	2-2	0	4	4	1	11	4	1	0	1	38	
03	Audrey Robertson	g	4-10	0-1	0-0	0	4	4	0	8	2	0	0	1	33	
15	Shaylee Stovall	g	0-5	0-4	0-0	0	2	2	3	0	0	1	0	0	22	
04	Rachel Haase		1-1	1-1	0-0	0	0	0	0	3	0	0	0	0	9	
12	Taylor Thomas		0-0	0-0	2-2	1	0	1	2	2	0	1	0	0	7	
20	Carli Bostwick		0-0	0-0	0-0	1	0	1	0	0	1	0	0	0	8	
30	Audrey Spurgin		0-1	0-0	0-0	0	0	0	2	0	0	2	0	0	9	
31	Tia Johnson		0-0	0-0	0-0	0	0	0	0	0	0	0	0	0	1	
33	Deja Johnson		0-0	0-0	0-0	0	1	1	0	0	0	0	0	0	1	
34	Whitney Cox		0-1	0-0	0-0	0	0	0	0	0	0	0	0	0	2	
40	Reese Schumann		0-1	0-0	2-4	1	3	4	2	2	2	1	1	1	13	
	Team					1	1	2								
Totals			20-48	3-14	11-13	4	23	27	11	54	10	10	2	6	200	

1st - FG %: 6-13 46.2% 2nd: 4-13 30.8% 3rd: 8-14 57.1% 4th: 2-8 25.0% Game: 20-48 41.7% Deadball
3FG %: 3-4 75.0% 0-5 0.0% 0-3 0.0% 0-2 0.0% 3-14 21.4% Rebounds
FT %: 2-4 50.0% 0-0 0.0% 2-2 100.0% 7-7 100.0% 11-13 84.6%

Western N.M. 40 • 7-14,5-12 Lone S

#	Player		Total		3-Ptr		Rebounds			PF	TP	A TO Blk Stl			Min
			FG-FGA	FG-FGA	FT-FTA	Off	Def	Tot	A			TO	Blk	Stl	
25	Susi Namao	f	4-13	0-4	3-3	4	2	6	2	11	3	1	1	1	31
33	Diamond Moore	f	5-7	0-0	1-1	1	6	7	2	11	0	3	0	0	26
01	Brooke Rodgers	g	1-9	0-1	0-0	1	7	8	1	2	2	3	1	1	34
02	Delaney Cook	g	1-4	0-2	0-0	0	1	1	1	2	1	3	0	0	12
12	Sydney Wright	g	1-6	1-3	2-2	0	2	2	2	5	1	2	0	0	34
05	Alina Simon		2-6	0-1	0-0	3	2	5	1	4	1	2	0	0	24
10	Cassandra Vickery		0-3	0-1	0-0	1	0	1	0	0	2	0	0	0	16
21	Eliza Joynes		2-8	0-1	1-2	0	5	5	3	5	0	1	1	0	22
34	Naomi Kimble		0-0	0-0	0-0	0	0	0	0	0	1	0	0	0	1
	Team					1	0	1				1			
	Totals		16-56	1-13	7-8	11	25	36	12	40	11	16	3	2	200

1st - FG %: 6-12 50.0% 2nd: 5-19 26.3% 3rd: 3-14 21.4% 4th: 2-11 18.2% Game: 16-56 28.6% Deadball
3FG %: 1-6 16.7% 0-4 0.0% 0-2 0.0% 0-1 0.0% 1-13 7.7% Rebounds
FT %: 2-2 100.0% 1-1 100.0% 4-5 80.0% 0-0 0.0% 1-7 14.3% 8-8 100.0%

Officials: Technical fouls: Lubbock Christian-None. Western N.M.-None.

Attendance: 84

2022-23 Women's Basketball. Round: 0. Lubbock Christian vs Western N.M.. Playe

Score by periods	1st	2nd	3rd	4th	Total	In	Off	2nd	Fast	Bench
Lubbock Christian	17	8	18	11	54	Points	Paint	T/O	Chance	Break
Western N.M.	14	12	10	4	40	LCU	28	14	3	7
						WNMU	26	9	12	4

Last FG - LCU 4th-06:12, WNMU 4th-01:12.

Largest lead - LCU by 16 4th-06:12, WNMU by 5 1st-04:55.

LCU led for 28:03. WNMU led for 06:01. Game was tied for 05:56.

Score tied - 3 times.
Lead changed - 8 times.

Lubbock Christian vs Eastern N.M. 02/11/23 1:00 pm at Portales, NM

Lubbock Christian 66 • 18-8,13-5 Lone S

#	Player		Total		3-Ptr		Rebounds			PF	TP	A TO Blk			Stl	Min
			FG-FGA	FG-FGA	FT-FTA	Off	Def	Tot	Off			Def	Tot			
00	Grace Foster	f	8-16	0-3	1-1	3	7	10	2	17	0	6	0	0	31	
23	Martie McCoy	f	2-4	0-0	2-2	0	2	2	4	6	1	1	0	1	26	
02	Maci Maddox	g	5-12	3-5	1-4	1	2	3	1	14	2	3	1	2	40	
03	Audrey Robertson	g	3-9	0-4	4-4	2	6	8	2	10	5	2	2	0	34	
15	Shaylee Stovall	g	2-7	1-4	2-2	2	2	4	1	7	3	2	0	1	21	
04	Rachel Haase		0-3	0-3	0-0	0	1	1	0	0	1	0	0	0	10	
20	Carli Bostwick		3-3	0-0	1-1	0	2	2	0	7	1	0	1	1	15	
30	Audrey Spurgin		1-2	0-0	1-2	0	3	3	2	3	0	1	0	0	10	
40	Reese Schumann		0-1	0-0	2-2	1	3	4	4	2	1	3	1	0	13	
	Team					4	5	9				1				
Totals			24-57	4-19	14-18	13	33	46	16	66	14	19	5	5	200	

1st - FG %: 4-14 28.6% 2nd: 7-18 38.9% 3rd: 8-12 66.7% 4th: 5-13 38.5% Game: 24-57 42.1% Deadball
3FG %: 1-4 25.0% 0-0 0.0% 2-5 40.0% 1-3 33.3% 4-19 21.1% Rebounds
FT %: 5-6 83.3% 0-0 0.0% 3-4 75.0% 6-8 75.0% 14-18 77.8%

Eastern N.M. 61 • 12-11,9-9 Lone S

#	Player		Total		3-Ptr		Rebounds			PF	TP	A TO Blk			Stl	Min
			FG	FGA	FG	FGA	FT	FTA	Off			Def	Tot	Off		
00	Edecia Beck	f	5-11	1-3	2-2		3	2	5	4	13	1	1	0	1	31
12	Deja Adrian	f	4-11	0-4	3-4		0	2	2	3	11	2	2	0	2	26
30	Lazurea Saunders	f	2-8	0-2	0-0		1	1	2	2	4	1	0	0	1	15
01	Ashley Shipley	g	5-11	3-7	2-2		0	3	3	2	15	3	0	0	1	40
20	Bella Stone	g	2-9	1-5	0-0		0	4	4	0	5	2	3	1	3	39
04	Corin Camara		0-4	0-3	0-0		0	0	0	1	0	0	0	0	0	12
05	Julietta Ceja		2-5	2-4	0-0		0	2	2	3	6	0	1	2	0	17
24	KiKi Roberts		3-4	0-0	1-4		2	7	9	3	7	0	2	0	0	20
	Team						2	1	3							
Totals			23-63	7-28	8-12		8	22	30	18	61	9	11	3	8	200

1st - FG %: 5-17 29.4% 2nd: 4-11 36.4% 3rd: 7-17 41.2% 4th: 7-18 38.9% Game: 23-63 36.5% Deadball
3FG %: 2-9 22.2% 0-4 0.0% 3-6 50.0% 2-9 22.2% 7-28 25.0% Rebounds
FT %: 0-0 0.0% 4-4 100.0% 2-2 100.0% 2-6 33.3% 8-12 66.7%

Officials: Rebecca Skotero,Destry Dacus,Tony Ramos

Technical fouls: Lubbock Christian-None. Eastern N.M.-None.

Attendance: 542

2022-23 Women's Basketball. Round: 0. Eastern N.M. vs Lubbock Christian. Playe

Score by periods	1st	2nd	3rd	4th	Total	In	Off	2nd	Fast	Bench
Lubbock Christian	14	14	21	17	66	Points	Paint	T/O	Chance	Break
Eastern N.M.	12	12	19	18	61	LCU	32	7	15	9
						ENMU	28	10	11	8

Last FG - LCU 4th-01:59, ENMU 4th-00:03.

Largest lead - LCU by 8 3rd-02:42, ENMU by 1 1st-06:17.

LCU led for 32:49. ENMU led for 01:17. Game was tied for 05:49.

Score tied - 6 times.
Lead changed - 2 times.

St. Edward's vs Lubbock Christian 02/16/23 5:30 pm at Lubbock, TX

St. Edward's 29 • 13-14,9-9 Lone S

#	Player		Total		3-Ptr		Rebounds			PF	TP	A TO Blk Stl			Min
			FG-FGA	FG-FGA	FT-FTA	Off Def Tot	A TO Blk Stl								
13	Sammie Dufek	c	1-4	0-0	3-4	1	2	3	3	5	0	0	1	1	27
02	Ronnie Cantu		0-5	0-1	0-0	0	3	3	0	0	2	5	0	2	40
04	Morgan Gary	g	0-4	0-1	0-0	0	3	3	2	0	0	2	0	0	20
11	Jayda Rufus-Milner	g	3-9	0-0	5-5	2	1	3	3	11	0	2	0	0	25
14	Lauren Catherman	g	1-10	1-5	0-0	0	2	2	4	3	1	5	0	0	30
01	Matilda Soric		2-5	2-4	0-0	0	1	1	0	6	0	1	0	2	19
12	Ainsley Thunell		1-2	0-0	2-2	0	4	4	1	4	0	1	0	0	18
24	Dafne Giancesini		0-0	0-0	0-0	0	0	0	0	0	0	0	0	0	2
03	Mikah Chapman		0-2	0-0	0-0	1	2	3	2	0	0	1	1	0	10
33	Bella Muscorell		0-2	0-0	0-0	1	1	2	1	0	0	6	0	0	9
	Team					2	2	4							
	Totals		8-43	3-11	10-11	7	21	28	16	29	3	23	2	5	200

1st - FG %: 1-11 9.1% 2nd: 4-10 40.0% 3rd: 1-12 8.3% 4th: 2-10 20.0% Game: 8-43 18.6% Deadball
3FG %: 0-2 0.0% 1-2 50.0% 0-3 0.0% 3-11 27.3% Rebounds
FT %: 2-2 100.0% 4-4 100.0% 4-5 80.0% 0-0 0.0% 10-11 90.9%

Lubbock Christian 55 • 19-8,13-5 Lone S

#	Player		Total		3-Ptr		Rebounds			PF	TP	A TO Blk			Stl	Min
			FG-FGA	FG-FGA	FT-FTA	Off	Def	Tot	A			TO	Blk			
00	Grace Foster	f	5-7	3-4	2-2	1	9	10	2	15	3	2	1	1	28	
23	Martie McCoy	f	2-3	0-0	0-0	0	2	3	5	4	4	0	1	0	20	
02	Maci Maddox	g	2-7	0-2	4-4	0	2	2	0	8	4	1	0	1	30	
03	Audrey Robertson	g	2-5	0-1	2-2	1	2	3	3	6	1	3	0	1	25	
15	Shaylee Stavell	g	3-6	2-3	0-2	1	0	1	1	8	0	1	0	0	20	
04	Rachel Haase		1-3	0-1	0-0	0	1	1	0	2	1	2	0	0	15	
12	Taylor Thomas		0-0	0-0	0-0	0	0	0	0	0	0	1	0	0	10	
20	Carli Bostwick		1-4	1-2	0-0	0	0	0	1	3	0	0	0	0	12	
30	Audrey Spurgin		1-3	0-0	1-2	1	0	1	2	3	0	1	0	0	8	
31	Tia Johnson		0-2	0-1	2-2	0	0	0	0	2	1	1	0	2	6	
33	Deja Johnson		0-1	0-1	0-0	1	0	1	0	0	1	0	0	0	5	
34	Whitney Cox		0-1	0-0	0-0	0	2	2	0	0	0	1	1	2	7	
40	Reese Schumann		1-3	0-0	2-2	0	6	6	3	4	0	3	0	1	14	
	Team					1	3	4				2				
	Totals		18-45	6-15	13-16	8	28	36	16	55	11	19	2	8	200	

LUBBOCK CHRISTIAN UNIVERSITY WOMEN'S BASKETBALL GAME NOTES

Lubbock Christian vs West Tex. A&M 02/23/23 5:30 pm at Canyon, TX

Lubbock Christian 71 • 21-8,15-5 Lone S

##	Player	Total		3-Ptr	Rebounds			PF	TP	A	TO	Blk	Stl	Min
		FG-FGA	FG-FGA		Off	Def	Tot							
00	Grace Foster	f	8-17	0-3	1-1	0	10	10	3	17	1	2	0	38
23	Martie McCoy	f	6-7	2-2	2-2	3	3	6	5	16	1	0	0	23
02	Maci Maddox	g	8-11	0-0	2-2	1	4	5	0	18	5	1	0	2
03	Audrey Robertson	g	2-11	1-5	7-8	1	1	2	1	12	3	2	0	2
15	Shaylee Stovall	g	1-2	1-1	2-4	0	2	2	4	5	1	0	0	1
04	Rachel Haase	g	1-5	1-3	0-0	1	0	1	1	3	0	1	0	0
20	Carli Bostwick	g	0-0	0-0	0-0	0	1	1	0	0	0	0	0	0
30	Audrey Spurgin	g	0-0	0-0	0-0	0	1	1	1	0	0	1	0	0
40	Reese Schumann	g	0-4	0-0	0-0	0	3	3	0	0	2	0	0	13
Team					2	0	2							
Totals			26-57	5-14	14-17	8	25	33	15	71	11	9	0	5
1st - FG %:		8-16	50.0%	2nd: 6-14	42.9%	3rd: 8-11	72.7%	4th: 4-16	25.0%	Game: 26-57	45.6%	Deadball		
3FG %:		1-5	20.0%	1-2	50.0%	1-2	50.0%	2-5	40.0%	5-14	35.7%	Rebounds		2
FT %:		0-0	0.0%	4-4	100.0%	2-4	50.0%	8-9	88.9%	14-17	82.4%			

West Tex. A&M 60 • 20-9,13-8 Lone S

##	Player	Total		3-Ptr	Rebounds			PF	TP	A	TO	Blk	Stl	Min
		FG-FGA	FG-FGA		Off	Def	Tot							
33	Jayla Burgess	f	2-3	0-0	2-2	0	4	4	1	6	0	0	2	1
24	Nyalam Thabach	c	8-16	1-2	3-4	4	4	8	5	20	1	5	2	0
02	Azia Himeur	g	2-7	1-5	1-1	0	0	0	1	6	0	4	0	0
23	Karley Motschenbache	g	5-8	0-1	2-3	0	10	10	1	12	3	3	0	2
30	Lauren Taylor	g	5-11	0-3	2-2	0	1	1	5	12	1	0	0	2
00	Hollie Stalder	g	1-3	1-2	0-0	2	1	3	1	3	2	0	2	1
15	Kyla Kane	g	0-4	0-2	1-2	0	1	1	0	1	0	0	1	0
35	Kamirah Decker	g	0-2	0-0	0-0	1	1	2	0	0	0	0	0	3
Team					0	2	2							
Totals			23-54	3-15	11-14	7	24	31	14	60	7	12	7	6
1st - FG %:		6-17	35.3%	2nd: 6-12	50.0%	3rd: 6-13	46.2%	4th: 5-12	41.7%	Game: 23-54	42.6%	Deadball		
3FG %:		0-3	0.0%	0-3	0.0%	1-3	33.3%	2-6	33.3%	3-15	20.0%	Rebounds		2
FT %:		2-2	100.0%	2-4	50.0%	2-2	100.0%	5-6	83.3%	11-14	78.6%			

Officials: Victoria Cortez,Dedrick Shannon,Phil Guinn

Technical fouls: Lubbock Christian-None, West Tex. A&M-None.

Attendance: 1664

2022-23 Women's Basketball, Round: 0, Lubbock Christian vs West Tex. A&M, Play

Score by periods	1st	2nd	3rd	4th	Total
Lubbock Christian	17	17	19	18	71
West Tex. A&M	14	14	15	17	60

West Tex. A&M vs Lubbock Christian 02/25/23 1:00 pm at Lubbock, TX

West Tex. A&M 88 • 21-9,14-8 Lone S

##	Player	Total		3-Ptr	Rebounds			PF	TP	A	TO	Blk	Stl	Min
		FG-FGA	FG-FGA		Off	Def	Tot							
33	Jayla Burgess	f	4-10	0-0	1-2	0	5	5	2	9	3	0	0	1
24	Nyalam Thabach	c	12-18	0-0	6-6	2	12	14	3	30	2	3	1	2
02	Azia Himeur	g	3-5	0-1	0-0	0	1	1	1	6	0	1	0	0
23	Karley Motschenbache	g	3-8	1-1	9-14	3	4	7	2	16	4	3	1	0
30	Lauren Taylor	g	5-7	3-4	0-2	1	0	1	4	13	2	4	0	1
00	Hollie Stalder	g	1-2	0-1	2-2	1	3	4	1	4	1	3	0	1
15	Kyla Kane	g	3-6	2-3	2-2	0	2	2	1	10	0	2	1	0
Team					3	3	6							
Totals			31-56	6-10	20-28	10	30	40	14	88	12	16	3	5
1st - FG %:		9-15	60.0%	2nd: 6-13	46.2%	3rd: 8-13	61.5%	4th: 5-10	50.0%	Game: 31-56	55.4%	Deadball		
3FG %:		2-3	66.7%	0-2	0.0%	2-2	100.0%	1-2	50.0%	6-10	60.0%	Rebounds		5
FT %:		3-3	100.0%	3-4	75.0%	1-2	50.0%	7-10	70.0%	20-28	71.4%			

Lubbock Christian 79 • 21-9,15-6 Lone S

##	Player	Total		3-Ptr	Rebounds			PF	TP	A	TO	Blk	Stl	Min
		FG-FGA	FG-FGA		Off	Def	Tot							
00	Grace Foster	f	9-15	3-5	8-9	1	10	11	3	29	3	4	1	2
23	Martie McCoy	f	1-9	0-1	2-4	0	3	3	4	4	0	2	1	2
02	Maci Maddox	g	7-13	2-3	0-0	0	1	1	3	16	5	1	0	1
03	Audrey Robertson	g	4-11	2-3	4-6	1	0	1	4	14	4	2	0	1
15	Shaylee Stovall	g	5-9	3-4	1-1	0	0	0	2	14	0	0	0	0
04	Rachel Haase	g	1-1	0-0	0-0	0	1	1	1	2	1	0	1	3
20	Carli Bostwick	g	0-0	0-0	0-0	0	0	0	0	0	0	1	0	0
30	Audrey Spurgin	g	0-1	0-0	0-0	0	1	1	2	0	0	0	0	0
40	Reese Schumann	g	0-2	0-0	0-0	1	1	2	2	0	1	1	1	0
Team					3	1	4							
Totals			27-61	10-16	15-20	6	18	24	21	79	14	11	4	9
1st - FG %:		7-15	46.7%	2nd: 8-15	53.3%	3rd: 7-11	63.6%	4th: 4-11	36.4%	Game: 27-61	44.3%	Deadball		
3FG %:		4-6	66.7%	4-5	80.0%	1-2	50.0%	1-1	100.0%	10-16	62.5%	Rebounds		3
FT %:		3-4	75.0%	1-2	50.0%	3-4	75.0%	6-8	75.0%	15-20	75.0%			

Officials: Trey Bowers,Destry Dacus,Michael Undiales

Technical fouls: West Tex. A&M-None, Lubbock Christian-None.

Attendance: 568

2022-23 Women's Basketball, Round: 0, Lubbock Christian vs West Tex. A&M, Play

Score by periods	1st	2nd	3rd	4th	OT	Total
West Tex. A&M	23	15	19	18	13	88
Lubbock Christian	21	21	18	15	4	79



2022-23 Lubbock Christian Women's Basketball
Individual Game-by-Game
All games

Page 1/13
as of Mar 02, 2023

#0 FOSTER, Grace

Opponent	Date	GS	MIN	Total		3-Pointers		Free throws		Rebounds				PF	A	TO	BLK	STL	PTS	AVG
				FG-FGA	PCT	3FG-3FGA	PCT	FT-FTA	PCT	OFF	DEF	TOT	AVG							
vs Mo. Southern St.	11/05/2022	*	34:41	7-20	.350	2-4	.500	0-0	.000	2	9	11	11.0	2	2	2	1	0	16	16.0
vs Missouri Western	11/06/2022	*	42:01	13-20	.650	4-6	.667	6-6	1.000	1	5	6	8.5	4	1	1	3	1	36	26.0
Colo. Christian	11/11/2022	*	23:50	1-4	.250	0-1	.000	6-6	1.000	1	9	10	9.0	0	0	1	0	0	8	20.0
CSU Pueblo	11/12/2022	*	31:06	7-15	.467	3-5	.600	8-8	1.000	3	8	11	9.5	4	3	6	0	1	25	21.3
at Southwestern Okla.	11/21/2022	*	36:05	8-15	.533	2-3	.667	4-5	.800	5	11	16	10.8	1	6	2	1	0	22	21.4
Western Colo.	11/27/2022	*	34:25	2-7	.286	1-3	.333	4-4	1.000	2	10	12	11.0	4	1	1	1	0	9	19.3
Okla. Christian	12/01/2022	*	22:08	3-10	.300	0-1	.000	2-2	1.000	1	5	6	10.3	0	2	0	4	2	8	17.7
Ark.-Fort Smith	12/03/2022	*	30:46	4-8	.500	3-6	.500	3-5	.600	0	8	8	10.0	1	3	1	0	0	14	17.3
at Tex. A&M Int'l	12/08/2022	*	34:14	3-8	.375	2-6	.333	3-4	.750	1	7	8	9.8	3	1	5	1	2	11	16.6
at Tex. A&M-Kingsville	12/10/2022	*	31:57	8-13	.615	3-5	.600	2-2	1.000	2	12	14	10.2	3	3	4	0	0	21	17.0
vs Ga. Southwestern	12/16/2022	*	29:27	0-8	.000	0-2	.000	4-4	1.000	0	4	4	9.6	1	2	2	0	0	4	15.8
vs Mont. St. Billings	12/17/2022	*	29:18	1-12	.083	1-4	.250	2-2	1.000	1	5	6	9.3	3	2	3	0	1	5	14.9
Cameron	12/30/2022	*	18:41	3-3	1.000	1-1	1.000	5-6	.833	1	6	7	9.2	2	2	3	0	0	12	14.7
Midwestern St.	01/01/2023	*	38:20	7-13	.538	2-5	.400	11-12	.917	3	11	14	9.5	3	4	6	3	1	27	15.6
at Tex. Permian Basin	01/05/2023	*	31:27	6-12	.500	3-6	.500	5-6	.833	1	6	7	9.3	5	0	4	2	0	20	15.9
at Angelo St.	01/07/2023	*	32:38	3-11	.273	0-3	.000	2-2	1.000	3	4	7	9.2	3	0	4	0	0	8	15.4
Eastern N.M.	01/12/2023	*	30:32	7-10	.700	2-2	1.000	1-1	1.000	0	11	11	9.3	1	3	3	1	2	17	15.5
Western N.M.	01/14/2023	*	31:09	5-15	.333	1-8	.125	3-3	1.000	2	11	13	9.5	0	2	0	1	0	14	15.4
at UT Tyler	01/19/2023	*	33:50	2-3	.667	1-1	1.000	0-0	.000	1	9	10	9.5	1	1	3	0	0	5	14.8
at Texas Woman's	01/21/2023	*	34:18	3-14	.214	0-4	.000	5-5	1.000	0	4	4	9.3	4	2	1	0	0	11	14.7
at Midwestern St.	01/26/2023	*	23:00	4-7	.571	0-2	.000	4-6	.667	0	5	5	9.0	1	0	2	2	0	12	14.5
at Cameron	01/28/2023	*	31:54	6-13	.462	2-4	.500	9-10	.900	2	2	4	8.8	0	0	0	0	1	23	14.9
Angelo St.	02/02/2023	*	39:06	9-17	.529	0-3	.000	3-3	1.000	4	13	17	9.2	2	3	4	0	0	21	15.2
Tex. Permian Basin	02/04/2023	*	23:46	6-8	.750	1-2	.500	0-0	.000	1	8	9	9.2	0	4	2	0	1	13	15.1
at Western N.M.	02/09/2023	*	35:55	9-17	.529	1-6	.167	5-5	1.000	0	7	7	9.1	0	1	4	1	1	24	15.4
at Eastern N.M.	02/11/2023	*	31:08	8-16	.500	0-3	.000	1-1	1.000	3	7	10	9.1	2	0	6	0	0	17	15.5
St. Edward's	02/16/2023	*	28:09	5-7	.714	3-4	.750	2-2	1.000	1	9	10	9.1	2	3	2	1	1	15	15.5
St. Mary's (TX)	02/18/2023	*	32:14	2-12	.167	0-4	.000	7-8	.875	3	8	11	9.2	1	7	0	1	2	11	15.3
at West Tex. A&M	02/23/2023	*	38:13	8-17	.471	0-3	.000	1-1	1.000	0	10	10	9.2	3	1	2	0	0	17	15.4
West Tex. A&M	02/25/2023	*	43:24	9-15	.600	3-5	.600	8-9	.889	1	10	11	9.3	3	3	4	1	2	29	15.8
Totals		30	957:43	159-350	.454	41-112	.366	116-128	.906	45	234	279	9.3	59	62	78	24	18	475	15.8

Player Averages

Games Played	Minutes/ game	Points/ game	FG Pct	3FG Pct	FT Pct	Rebounds/ game	Assists/ game	Turnovers/ game	Assist/Turnover ratio	Steals/ game	Blocks/ game
30	31.9	15.8	45.4	36.6	90.6	9.3	2.1	2.6	0.8	0.6	0.8



2022-23 Lubbock Christian Women's Basketball
Individual Game-by-Game
All games

Page 2/13
as of Mar 02, 2023

#2 MADDOX, Maci

Opponent	Date	GS	MIN	Total		3-Pointers		Free throws		Rebounds				PF	A	TO	BLK	STL	PTS	AVG
				FG-FGA	PCT	3FG-3FGA	PCT	FT-FTA	PCT	OFF	DEF	TOT	AVG							
vs Mo. Southern St.	11/05/2022	*	40:00	3-7	.429	0-1	.000	2-2	1.000	0	4	4	4.0	2	3	1	0	2	8	8.0
vs Missouri Western	11/06/2022	*	39:13	5-12	.417	1-4	.250	2-2	1.000	0	2	2	3.0	4	6	10	0	4	13	10.5
Colo. Christian	11/11/2022	*	30:53	6-11	.545	2-2	1.000	0-0	.000	0	3	3	3.0	0	5	1	0	3	14	11.7
CSU Pueblo	11/12/2022	*	36:57	5-8	.625	1-2	.500	3-5	.600	0	1	1	2.5	0	4	3	0	3	14	12.3
at Southwestern Okla.	11/21/2022	*	35:57	2-10	.200	0-4	.000	0-2	.000	1	6	7	3.4	3	7	5	0	2	4	10.6
Western Colo.	11/27/2022	*	39:09	5-11	.455	0-1	.000	3-4	.750	0	1	1	3.0	0	2	2	0	4	13	11.0
Okla. Christian	12/01/2022	*	27:38	8-12	.667	3-4	.750	0-0	.000	1	2	3	3.0	2	5	1	0	3	19	12.1
Ark.-Fort Smith	12/03/2022	*	36:32	3-9	.333	0-3	.000	2-2	1.000	0	2	2	2.9	0	5	2	0	2	8	11.6
at Tex. A&M Int'l	12/08/2022	*	37:10	5-19	.263	1-6	.167	0-0	.000	1	3	4	3.0	1	3	6	1	2	11	11.6
at Tex. A&M-Kingsville	12/10/2022	*	38:44	3-9	.333	0-3	.000	3-3	1.000	1	6	7	3.4	1	9	3	0	2	9	11.3
vs Ga. Southwestern	12/16/2022	*	40:00	3-10	.300	0-4	.000	0-0	.000	0	4	4	3.5	2	3	1	0	1	6	10.8
vs Mont. St. Billings	12/17/2022	*	37:37	6-14	.429	1-1	1.000	0-0	.000	1	7	8	3.8	2	3	3	0	0	13	11.0
Cameron	12/30/2022	*	22:28	4-7	.571	1-2	.500	2-2	1.000	0	3	3	3.8	0	4	2	0	3	11	11.0
Midwestern St.	01/01/2023	*	38:39	4-8	.500	0-0	.000	4-5	.800	1	2	3	3.7	2	8	5	0	2	12	11.1
at Tex. Permian Basin	01/05/2023	*	39:18	5-9	.556	0-1	.000	3-4	.750	0	1	1	3.5	1	5	4	0	2	13	11.2
at Angelo St.	01/07/2023	*	37:56	2-13	.154	0-2	.000	0-0	.000	2	5	7	3.8	1	3	3	0	1	4	10.8
Eastern N.M.	01/12/2023	*	35:40	3-9	.333	1-5	.200	2-2	1.000	0	1	1	3.6	0	7	1	0	3	9	10.6
Western N.M.	01/14/2023	*	33:03	2-7	.286	0-1	.000	0-0	.000	0	3	3	3.6	0	5	3	0	0	4	10.3
at UT Tyler	01/19/2023	*	34:52	5-14	.357	4-7	.571	0-0	.000	0	2	2	3.5	3	5	5	0	1	14	10.5
at Texas Woman's	01/21/2023	*	40:00	4-8	.500	3-3	1.000	0-0	.000	1	6	7	3.7	0	5	3	1	5	11	10.5
at Midwestern St.	01/26/2023	*	27:00	3-4	.750	0-0	.000	0-0	.000	0	4	4	3.7	2	1	1	0	0	6	10.3
at Cameron	01/28/2023	*	37:46	3-7	.429	2-3	.667	0-0	.000	0	3	3	3.6	0	5	2	0	1	8	10.2
Angelo St.	02/02/2023	*	40:00	4-9	.444	0-2	.000	0-0	.000	0	1	1	3.5	0	3	0	0	2	8	10.1
Tex. Permian Basin	02/04/2023	*	25:00	1-4	.250	1-3	.333	0-0	.000	0	0	0	3.4	0	5	3	1	0	3	9.8
at Western N.M.	02/09/2023	*	38:15	4-9	.444	1-2	.500	2-2	1.000	0	4	4	3.4	1	4	1	0	1	11	9.8
at Eastern N.M.	02/11/2023	*	40:00	5-12	.417	3-5	.600	1-4	.250	1	2	3	3.4	1	2	3	1	2	14	10.0
St. Edward's	02/16/2023	*	30:03	2-7	.286	0-2	.000	4-4	1.000	0	2	2	3.3	0	4	1	0	1	8	9.9
St. Mary's (TX)	02/18/2023	*	35:26	4-7	.571	0-0	.000	2-3	.667	0	6	6	3.4	1	1	3	0	2	10	9.9
at West Tex. A&M	02/23/2023	*	40:00	8-11	.727	0-0	.000	2-2	1.000	1	4	5	3.5	0	5	1	0	2	18	10.2
West Tex. A&M	02/25/2023	*	45:00	7-13	.538	2-3	.667	0-0	.000	0	1	1	3.4	3	5	1	0	1	16	10.4
Totals		30	1080:16	124-290	.428	27-76	.355	37-48	.771	11	91	102	3.4	32	132	80	4	57	312	10.4

Player Averages

Games Played	Minutes/game	Points/game	FG Pct	3FG Pct	FT Pct	Rebounds/game	Assists/game	Turnovers/game	Assist/Turnover ratio	Steals/game	Blocks/game
30	36.0	10.4	42.8	35.5	77.1	3.4	4.4	2.7	1.7	1.9	0.1



2022-23 Lubbock Christian Women's Basketball
Individual Game-by-Game
All games

Page 3/13
as of Mar 02, 2023

#3 ROBERTSON, Audrey

Opponent	Date	GS	MIN	Total		3-Pointers		Free throws		Rebounds				PF	A	TO	BLK	STL	PTS	AVG
				FG-FGA	PCT	3FG-3FGA	PCT	FT-FTA	PCT	OFF	DEF	TOT	AVG							
vs Mo. Southern St.	11/05/2022	*	33:30	2-9	.222	0-1	.000	3-4	.750	2	8	10	10.0	0	4	6	0	0	7	7.0
vs Missouri Western	11/06/2022	*	39:58	4-8	.500	0-1	.000	7-8	.875	3	2	5	7.5	2	2	1	0	2	15	11.0
Colo. Christian	11/11/2022	*	24:58	3-6	.500	0-1	.000	6-7	.857	3	0	3	6.0	1	6	3	0	4	12	11.3
CSU Pueblo	11/12/2022	*	33:11	5-9	.556	0-0	.000	4-5	.800	0	3	3	5.3	1	2	3	0	1	14	12.0
at Southwestern Okla.	11/21/2022	*	35:03	4-9	.444	0-3	.000	3-3	1.000	1	5	6	5.4	1	5	4	2	1	11	11.8
Western Colo.	11/27/2022	*	36:05	2-7	.286	1-4	.250	6-8	.750	1	6	7	5.7	1	2	1	0	1	11	11.7
Okla. Christian	12/01/2022	*	24:45	2-6	.333	0-0	.000	3-6	.500	2	2	4	5.4	3	2	2	0	4	7	11.0
Ark.-Fort Smith	12/03/2022	*	29:53	4-9	.444	0-1	.000	5-6	.833	0	3	3	5.1	3	3	2	0	2	13	11.3
at Tex. A&M Int'l	12/08/2022	*	36:53	3-9	.333	0-3	.000	0-0	.000	0	2	2	4.8	2	2	2	0	1	6	10.7
at Tex. A&M-Kingsville	12/10/2022	*	32:43	2-4	.500	0-0	.000	2-2	1.000	1	3	4	4.7	1	5	1	1	0	6	10.2
vs Ga. Southwestern	12/16/2022	*	33:17	6-9	.667	1-3	.333	2-2	1.000	4	2	6	4.8	2	3	5	0	1	15	10.6
vs Mont. St. Billings	12/17/2022	*	32:21	7-10	.700	1-2	.500	4-4	1.000	1	1	2	4.6	3	3	1	0	1	19	11.3
Cameron	12/30/2022	*	20:55	4-5	.800	2-2	1.000	1-1	1.000	1	7	8	4.8	0	4	2	0	2	11	11.3
Midwestern St.	01/01/2023	*	20:28	5-10	.500	0-1	.000	1-2	.500	2	1	3	4.7	5	0	0	0	1	11	11.3
at Tex. Permian Basin	01/05/2023	*	38:31	6-12	.500	2-4	.500	4-4	1.000	2	7	9	5.0	3	3	6	0	0	18	11.7
at Angelo St.	01/07/2023	*	37:57	5-10	.500	2-4	.500	6-7	.857	2	10	12	5.4	0	1	4	1	3	18	12.1
Eastern N.M.	01/12/2023	*	29:10	4-7	.571	3-5	.600	1-2	.500	0	4	4	5.4	2	4	3	0	1	12	12.1
Western N.M.	01/14/2023	*	26:31	3-8	.375	0-2	.000	3-4	.750	0	4	4	5.3	0	4	1	1	1	9	11.9
at UT Tyler	01/19/2023	*	39:04	3-9	.333	0-5	.000	2-2	1.000	1	6	7	5.4	3	3	5	0	3	8	11.7
at Texas Woman's	01/21/2023	*	33:55	6-11	.545	2-4	.500	0-0	.000	2	4	6	5.4	3	2	2	0	2	14	11.9
at Midwestern St.	01/26/2023	*	21:00	1-2	.500	0-0	.000	0-0	.000	1	4	5	5.4	0	3	0	0	0	2	11.4
at Cameron	01/28/2023	*	34:35	1-7	.143	0-2	.000	2-4	.500	0	8	8	5.5	1	5	2	0	1	4	11.0
Angelo St.	02/02/2023	*	36:34	5-12	.417	0-0	.000	2-2	1.000	0	4	4	5.4	2	2	1	0	2	12	11.1
Tex. Permian Basin	02/04/2023	*	18:29	4-7	.571	3-5	.600	0-0	.000	0	1	1	5.3	2	3	2	0	0	11	11.1
at Western N.M.	02/09/2023	*	33:19	4-10	.400	0-1	.000	0-0	.000	0	4	4	5.2	0	2	0	0	1	8	11.0
at Eastern N.M.	02/11/2023	*	34:31	3-9	.333	0-4	.000	4-4	1.000	2	6	8	5.3	2	5	2	2	0	10	10.9
St. Edward's	02/16/2023	*	24:15	2-5	.400	0-1	.000	2-2	1.000	1	2	3	5.2	3	1	3	0	1	6	10.7
St. Mary's (TX)	02/18/2023	*	31:09	3-7	.429	1-1	1.000	3-3	1.000	2	1	3	5.1	3	3	1	0	1	10	10.7
at West Tex. A&M	02/23/2023	*	37:31	2-11	.182	1-5	.200	7-8	.875	1	1	2	5.0	1	3	2	0	2	12	10.8
West Tex. A&M	02/25/2023	*	39:55	4-11	.364	2-3	.667	4-6	.667	1	0	1	4.9	4	4	2	0	1	14	10.9
Totals		30	950:28	109-248	.440	21-68	.309	87-106	.821	36	111	147	4.9	54	91	69	7	40	326	10.9

Player Averages

Games Played	Minutes/game	Points/game	FG Pct	3FG Pct	FT Pct	Rebounds/game	Assists/game	Turnovers/game	Assist/Turnover ratio	Steals/game	Blocks/game
30	31.7	10.9	44.0	30.9	82.1	4.9	3.0	2.3	1.3	1.3	0.2



2022-23 Lubbock Christian Women's Basketball
Individual Game-by-Game
All games

Page 4/13
as of Mar 02, 2023

#4 HAASE, Rachel

Opponent	Date	GS	MIN	Total		3-Pointers		Free throws		Rebounds				PF	A	TO	BLK	STL	PTS	AVG
				FG-FGA	PCT	3FG-3FGA	PCT	FT-FTA	PCT	OFF	DEF	TOT	AVG							
Colo. Christian	11/11/2022		19:42	3-8	.375	3-6	.500	1-2	.500	0	2	2	2.0	1	1	3	0	0	10	10.0
CSU Pueblo	11/12/2022		15:14	1-2	.500	1-2	.500	1-2	.500	4	0	4	3.0	0	1	2	0	0	4	7.0
at Southwestern Okla.	11/21/2022		13:22	3-8	.375	3-7	.429	0-0	.000	0	0	0	2.0	0	1	0	1	0	9	7.7
Western Colo.	11/27/2022		05:51	0-1	.000	0-0	.000	0-0	.000	0	0	0	1.5	0	0	1	0	0	0	5.8
Okla. Christian	12/01/2022		16:41	0-4	.000	0-3	.000	0-0	.000	1	2	3	1.8	0	2	0	1	0	0	4.6
Ark.-Fort Smith	12/03/2022		10:14	1-5	.200	1-3	.333	2-2	1.000	0	1	1	1.7	1	0	1	0	0	5	4.7
at Tex. A&M Int'l	12/08/2022		07:16	0-2	.000	0-1	.000	0-0	.000	0	0	0	1.4	1	0	1	0	0	0	4.0
at Tex. A&M-Kingsville	12/10/2022		15:31	8-10	.800	4-5	.800	1-1	1.000	0	0	0	1.3	0	0	0	0	0	21	6.1
vs Ga. Southwestern	12/16/2022		09:24	0-2	.000	0-1	.000	0-0	.000	0	1	1	1.2	0	1	1	0	0	0	5.4
vs Mont. St. Billings	12/17/2022		10:07	0-1	.000	0-1	.000	0-0	.000	0	0	0	1.1	2	1	1	0	0	0	4.9
Cameron	12/30/2022		21:57	5-12	.417	4-10	.400	0-0	.000	0	0	0	1.0	1	0	1	0	1	14	5.7
Midwestern St.	01/01/2023		08:22	0-4	.000	0-3	.000	0-0	.000	0	0	0	0.9	1	0	0	0	1	0	5.3
at Tex. Permian Basin	01/05/2023		13:38	1-3	.333	1-2	.500	0-0	.000	0	1	1	0.9	1	0	0	0	1	3	5.1
at Angelo St.	01/07/2023		06:57	0-2	.000	0-2	.000	0-0	.000	0	1	1	0.9	0	1	0	0	1	0	4.7
Eastern N.M.	01/12/2023		09:43	2-5	.400	1-3	.333	0-0	.000	0	1	1	0.9	0	1	0	0	0	5	4.7
Western N.M.	01/14/2023		12:46	2-4	.500	1-3	.333	0-0	.000	0	1	1	0.9	1	0	1	0	0	5	4.8
at UT Tyler	01/19/2023		22:52	4-9	.444	3-7	.429	0-0	.000	1	1	2	1.0	3	4	1	0	0	11	5.1
at Texas Woman's	01/21/2023		11:27	1-4	.250	0-2	.000	0-0	.000	0	0	0	0.9	1	2	0	0	0	2	4.9
at Midwestern St.	01/26/2023		15:00	2-8	.250	1-5	.200	0-0	.000	0	3	3	1.1	0	2	0	1	0	5	4.9
at Cameron	01/28/2023		14:57	3-7	.429	3-6	.500	0-0	.000	0	1	1	1.1	0	2	0	0	1	9	5.2
Angelo St.	02/02/2023		09:24	0-1	.000	0-1	.000	0-0	.000	0	1	1	1.0	0	0	2	0	0	0	4.9
Tex. Permian Basin	02/04/2023		18:07	1-2	.500	1-2	.500	0-0	.000	0	1	1	1.0	1	2	1	0	1	3	4.8
at Western N.M.	02/09/2023		08:42	1-1	1.000	1-1	1.000	0-0	.000	0	0	0	1.0	0	0	0	0	0	3	4.7
at Eastern N.M.	02/11/2023		09:52	0-3	.000	0-3	.000	0-0	.000	0	1	1	1.0	0	1	0	0	0	0	4.5
St. Edward's	02/16/2023		13:46	1-3	.333	0-1	.000	0-0	.000	0	1	1	1.0	0	1	2	0	0	2	4.4
St. Mary's (TX)	02/18/2023		09:47	0-2	.000	0-1	.000	0-0	.000	0	0	0	1.0	0	1	2	0	0	0	4.3
at West Tex. A&M	02/23/2023		12:17	1-5	.200	1-3	.333	0-0	.000	1	0	1	1.0	1	0	1	0	0	3	4.2
West Tex. A&M	02/25/2023		10:36	1-1	1.000	0-0	.000	0-0	.000	0	1	1	1.0	1	1	0	1	3	2	4.1
Totals		0	353:31	41-119	.345	29-84	.345	5-7	.714	7	20	27	1.0	16	25	21	4	9	116	4.1

Player Averages

Games Played	Minutes/ game	Points/ game	FG Pct	3FG Pct	FT Pct	Rebounds/ game	Assists/ game	Turnovers/ game	Assist/Turnover ratio	Steals/ game	Blocks/ game
28	12.6	4.1	34.5	34.5	71.4	1.0	0.9	0.8	1.2	0.3	0.1



2022-23 Lubbock Christian Women's Basketball
Individual Game-by-Game
All games

Page 5/13
as of Mar 02, 2023

#12 THOMAS, Taylor

Opponent	Date	GS	MIN	Total		3-Pointers		Free throws		Rebounds				PF	A	TO	BLK	STL	PTS	AVG
				FG-FGA	PCT	3FG-3FGA	PCT	FT-FTA	PCT	OFF	DEF	TOT	AVG							
vs Mo. Southern St.	11/05/2022		13:01	0-2	.000	0-0	.000	1-2	.500	0	1	1	1.0	1	1	2	1	1	1	1.0
vs Missouri Western	11/06/2022		08:34	2-2	1.000	0-0	.000	1-1	1.000	0	1	1	1.0	2	0	1	0	0	5	3.0
Colo. Christian	11/11/2022		12:05	1-5	.200	0-1	.000	4-4	1.000	0	1	1	1.0	3	1	0	0	1	6	4.0
CSU Pueblo	11/12/2022		09:14	1-2	.500	0-0	.000	0-0	.000	0	2	2	1.3	1	0	1	0	0	2	3.5
at Southwestern Okla.	11/21/2022		05:17	1-1	1.000	0-0	.000	0-0	.000	0	1	1	1.2	1	0	0	0	0	2	3.2
Western Colo.	11/27/2022		10:58	1-3	.333	0-1	.000	0-0	.000	0	2	2	1.3	0	0	2	0	1	2	3.0
Okla. Christian	12/01/2022		16:23	3-5	.600	0-1	.000	2-2	1.000	0	2	2	1.4	2	0	3	0	1	8	3.7
Ark.-Fort Smith	12/03/2022		06:26	0-1	.000	0-1	.000	0-0	.000	0	0	0	1.3	1	1	0	0	0	0	3.3
at Tex. A&M Int'l	12/08/2022		03:33	0-0	.000	0-0	.000	2-2	1.000	0	0	0	1.1	1	0	1	0	0	2	3.1
vs Ga. Southwestern	12/16/2022		02:36	0-0	.000	0-0	.000	0-0	.000	0	0	0	1.0	0	0	1	0	0	0	2.8
vs Mont. St. Billings	12/17/2022		02:36	0-0	.000	0-0	.000	0-0	.000	0	1	1	1.0	0	0	0	0	0	0	2.5
Cameron	12/30/2022		18:21	1-3	.333	0-1	.000	0-0	.000	0	2	2	1.1	0	1	1	1	1	2	2.5
Midwestern St.	01/01/2023		11:45	2-4	.500	0-2	.000	2-2	1.000	0	3	3	1.2	3	0	1	0	3	6	2.8
at Tex. Permian Basin	01/05/2023		07:41	1-1	1.000	0-0	.000	4-5	.800	0	1	1	1.2	2	0	0	0	0	6	3.0
at Angelo St.	01/07/2023		09:44	0-2	.000	0-0	.000	0-0	.000	0	0	0	1.1	3	0	3	1	0	0	2.8
Eastern N.M.	01/12/2023		04:20	0-0	.000	0-0	.000	0-0	.000	0	0	0	1.1	0	0	0	0	0	0	2.6
Western N.M.	01/14/2023		03:17	1-1	1.000	0-0	.000	0-0	.000	0	0	0	1.0	1	0	0	0	0	2	2.6
at Texas Woman's	01/21/2023		00:44	0-0	.000	0-0	.000	0-0	.000	0	0	0	0.9	0	0	0	0	0	0	2.4
at Midwestern St.	01/26/2023		12:00	1-1	1.000	0-0	.000	1-1	1.000	0	2	2	1.0	2	1	2	0	0	3	2.5
Tex. Permian Basin	02/04/2023		22:29	3-6	.500	1-3	.333	2-2	1.000	0	0	0	1.0	1	2	1	0	1	9	2.8
at Western N.M.	02/09/2023		07:08	0-0	.000	0-0	.000	2-2	1.000	1	0	1	1.0	2	0	1	0	0	2	2.8
St. Edward's	02/16/2023		09:40	0-0	.000	0-0	.000	0-0	.000	0	0	0	0.9	0	0	1	0	0	0	2.6
St. Mary's (TX)	02/18/2023		01:43	0-0	.000	0-0	.000	0-0	.000	0	0	0	0.9	0	0	1	0	0	0	2.5
Totals		0	199:35	18-39	.462	1-10	.100	21-23	.913	1	19	20	0.9	26	7	22	3	9	58	2.5

Player Averages

Games Played	Minutes/game	Points/game	FG Pct	3FG Pct	FT Pct	Rebounds/game	Assists/game	Turnovers/game	Assist/Turnover ratio	Steals/game	Blocks/game
23	8.7	2.5	46.2	10.0	91.3	0.9	0.3	1.0	0.3	0.4	0.1



2022-23 Lubbock Christian Women's Basketball
Individual Game-by-Game
All games

Page 6/13
as of Mar 02, 2023

#15 STOVALL, Shaylee

Opponent	Date	GS	MIN	Total		3-Pointers		Free throws		Rebounds				PF	A	TO	BLK	STL	PTS	AVG
				FG-FGA	PCT	3FG-3FGA	PCT	FT-FTA	PCT	OFF	DEF	TOT	AVG							
vs Mo. Southern St.	11/05/2022	*	30:19	2-4	.500	1-3	.333	9-10	.900	1	1	2	2.0	2	1	0	0	1	14	14.0
vs Missouri Western	11/06/2022	*	33:15	0-2	.000	0-0	.000	6-8	.750	0	1	1	1.5	2	1	1	0	0	6	10.0
Colo. Christian	11/11/2022	*	19:59	2-8	.250	1-5	.200	0-0	.000	1	0	1	1.3	1	2	2	0	1	5	8.3
CSU Pueblo	11/12/2022	*	25:57	2-3	.667	1-1	1.000	3-3	1.000	0	1	1	1.3	0	2	0	0	0	8	8.3
at Southwestern Okla.	11/21/2022	*	27:54	1-3	.333	0-2	.000	1-3	.333	0	0	0	1.0	1	1	3	0	0	3	7.2
Western Colo.	11/27/2022	*	26:47	2-7	.286	1-4	.250	2-4	.500	0	1	1	1.0	1	0	0	0	0	7	7.2
Okla. Christian	12/01/2022	*	19:44	6-7	.857	3-4	.750	1-1	1.000	0	0	0	0.9	0	0	0	0	0	16	8.4
Ark.-Fort Smith	12/03/2022	*	29:53	3-5	.600	0-1	.000	6-6	1.000	0	0	0	0.8	1	1	1	0	0	12	8.9
at Tex. A&M Int'l	12/08/2022	*	28:17	3-10	.300	2-5	.400	1-2	.500	0	0	0	0.7	0	1	2	0	1	9	8.9
at Tex. A&M-Kingsville	12/10/2022	*	24:16	0-2	.000	0-1	.000	1-2	.500	0	1	1	0.7	0	1	0	0	0	1	8.1
vs Ga. Southwestern	12/16/2022	*	25:08	1-5	.200	1-4	.250	2-2	1.000	0	0	0	0.6	4	1	2	0	0	5	7.8
vs Mont. St. Billings	12/17/2022	*	26:50	0-2	.000	0-2	.000	1-2	.500	0	2	2	0.8	2	0	1	0	0	1	7.3
Cameron	12/30/2022	*	22:12	4-6	.667	1-3	.333	1-1	1.000	0	2	2	0.8	1	0	2	0	1	10	7.5
Midwestern St.	01/01/2023	*	33:36	4-9	.444	2-4	.500	3-3	1.000	0	2	2	0.9	1	1	4	0	1	13	7.9
at Tex. Permian Basin	01/05/2023	*	28:33	0-2	.000	0-2	.000	2-2	1.000	0	4	4	1.1	3	0	1	0	4	2	7.5
at Angelo St.	01/07/2023	*	30:41	4-7	.571	4-7	.571	0-0	.000	0	2	2	1.2	1	0	0	0	1	12	7.8
Eastern N.M.	01/12/2023	*	27:58	4-6	.667	2-4	.500	0-1	.000	0	4	4	1.4	2	1	3	0	0	10	7.9
Western N.M.	01/14/2023	*	28:21	2-3	.667	2-2	1.000	2-2	1.000	0	2	2	1.4	0	1	0	0	1	8	7.9
at UT Tyler	01/19/2023	*	32:30	5-10	.500	3-8	.375	0-0	.000	0	3	3	1.5	4	1	3	0	0	13	8.2
at Texas Woman's	01/21/2023	*	27:13	6-7	.857	4-4	1.000	2-2	1.000	0	0	0	1.4	2	3	1	0	2	18	8.7
at Midwestern St.	01/26/2023	*	24:00	2-5	.400	2-3	.667	5-6	.833	0	0	0	1.3	1	4	2	0	0	11	8.8
at Cameron	01/28/2023	*	35:50	2-7	.286	2-6	.333	0-0	.000	0	1	1	1.3	0	1	0	0	1	6	8.6
Angelo St.	02/02/2023	*	33:01	1-6	.167	1-5	.200	0-0	.000	0	1	1	1.3	0	2	0	0	0	3	8.4
Tex. Permian Basin	02/04/2023	*	16:12	0-2	.000	0-1	.000	2-2	1.000	1	1	2	1.3	1	0	0	0	0	2	8.1
at Western N.M.	02/09/2023	*	22:16	0-5	.000	0-4	.000	0-0	.000	0	2	2	1.4	3	0	1	0	0	0	7.8
at Eastern N.M.	02/11/2023	*	20:38	2-7	.286	1-4	.250	2-2	1.000	2	2	4	1.5	1	3	2	0	1	7	7.8
St. Edward's	02/16/2023	*	21:22	3-6	.500	2-3	.667	0-2	.000	1	0	1	1.4	1	0	1	0	0	8	7.8
St. Mary's (TX)	02/18/2023	*	25:05	2-7	.286	2-7	.286	2-2	1.000	0	1	1	1.4	1	0	2	0	0	8	7.8
at West Tex. A&M	02/23/2023	*	25:38	1-2	.500	1-1	1.000	2-4	.500	0	2	2	1.4	4	1	0	0	1	5	7.7
West Tex. A&M	02/25/2023	*	32:33	5-9	.556	3-4	.750	1-1	1.000	0	0	0	1.4	2	0	0	0	0	14	7.9
Totals		30	805:57	69-164	.421	42-104	.404	57-73	.781	6	36	42	1.4	42	29	34	0	16	237	7.9

Player Averages

Games Played	Minutes/game	Points/game	FG Pct	3FG Pct	FT Pct	Rebounds/game	Assists/game	Turnovers/game	Assist/Turnover ratio	Steals/game	Blocks/game
30	26.9	7.9	42.1	40.4	78.1	1.4	1.0	1.1	0.9	0.5	0.0



2022-23 Lubbock Christian Women's Basketball
Individual Game-by-Game
All games

Page 7/13
as of Mar 02, 2023

#20 BOSTWICK, Carli

Opponent	Date	GS	MIN	Total		3-Pointers		Free throws		Rebounds				PF	A	TO	BLK	STL	PTS	AVG
				FG-FGA	PCT	3FG-3FGA	PCT	FT-FTA	PCT	OFF	DEF	TOT	AVG							
Okla. Christian	12/01/2022		09:22	2-4	.500	0-2	.000	1-2	.500	0	3	3	3.0	1	0	0	0	1	5	5.0
Ark.-Fort Smith	12/03/2022		08:01	0-3	.000	0-3	.000	0-0	.000	0	1	1	2.0	0	1	1	0	1	0	2.5
at Tex. A&M Int'l	12/08/2022		07:21	0-0	.000	0-0	.000	0-2	.000	0	0	0	1.3	0	0	0	0	0	0	1.7
at Tex. A&M-Kingsville	12/10/2022		10:16	1-3	.333	0-0	.000	0-0	.000	0	1	1	1.3	0	0	0	0	0	2	1.8
vs Ga. Southwestern	12/16/2022		23:30	4-8	.500	4-5	.800	6-6	1.000	0	6	6	2.2	2	0	2	0	0	18	5.0
vs Mont. St. Billings	12/17/2022		19:01	3-6	.500	0-2	.000	5-5	1.000	0	2	2	2.2	2	0	0	0	1	11	6.0
Cameron	12/30/2022	*	18:43	3-13	.231	1-6	.167	0-1	.000	0	2	2	2.1	1	1	1	0	1	7	6.1
Midwestern St.	01/01/2023		11:07	0-2	.000	0-1	.000	0-2	.000	0	1	1	2.0	0	0	0	0	0	0	5.4
at Tex. Permian Basin	01/05/2023	*	04:30	0-1	.000	0-1	.000	0-0	.000	0	1	1	1.9	2	0	3	0	0	0	4.8
at Angelo St.	01/07/2023		09:37	1-4	.250	0-2	.000	1-2	.500	0	0	0	1.7	2	0	2	0	0	3	4.6
Eastern N.M.	01/12/2023		08:31	2-2	1.000	0-0	.000	1-2	.500	0	2	2	1.7	1	0	0	0	0	5	4.6
Western N.M.	01/14/2023		11:52	2-5	.400	0-1	.000	0-0	.000	0	3	3	1.8	0	0	0	0	1	4	4.6
at UT Tyler	01/19/2023		05:53	0-2	.000	0-2	.000	0-0	.000	0	0	0	1.7	0	0	0	0	0	0	4.2
at Texas Woman's	01/21/2023		08:50	1-2	.500	0-1	.000	2-2	1.000	0	0	0	1.6	1	0	1	0	0	4	4.2
at Midwestern St.	01/26/2023		12:00	0-1	.000	0-0	.000	0-0	.000	1	3	4	1.7	1	0	0	0	0	0	3.9
at Cameron	01/28/2023		02:52	1-2	.500	0-1	.000	0-0	.000	0	0	0	1.6	1	0	0	0	0	2	3.8
Angelo St.	02/02/2023		01:20	0-0	.000	0-0	.000	0-2	.000	0	0	0	1.5	1	0	1	0	0	0	3.6
Tex. Permian Basin	02/04/2023		14:33	3-5	.600	1-2	.500	2-2	1.000	2	3	5	1.7	0	0	1	0	2	9	3.9
at Western N.M.	02/09/2023		08:53	0-0	.000	0-0	.000	0-0	.000	1	0	1	1.7	0	1	0	0	0	0	3.7
at Eastern N.M.	02/11/2023		14:59	3-3	1.000	0-0	.000	1-1	1.000	0	2	2	1.7	0	1	0	1	1	7	3.9
St. Edward's	02/16/2023		12:35	1-4	.250	1-2	.500	0-0	.000	0	0	0	1.6	1	0	0	0	0	3	3.8
St. Mary's (TX)	02/18/2023		17:09	3-4	.750	1-1	1.000	1-2	.500	2	1	3	1.7	1	1	1	0	1	8	4.0
at West Tex. A&M	02/23/2023		05:05	0-0	.000	0-0	.000	0-0	.000	0	1	1	1.7	0	0	0	0	0	0	3.8
West Tex. A&M	02/25/2023		05:11	0-0	.000	0-0	.000	0-0	.000	0	0	0	1.6	0	0	1	0	0	0	3.7
Totals		2	251:11	30-74	.405	8-32	.250	20-31	.645	6	32	38	1.6	17	5	14	1	9	88	3.7

Player Averages

Games Played	Minutes/game	Points/game	FG Pct	3FG Pct	FT Pct	Rebounds/game	Assists/game	Turnovers/game	Assist/Turnover ratio	Steals/game	Blocks/game
24	10.5	3.7	40.5	25.0	64.5	1.6	0.2	0.6	0.4	0.4	0.0



2022-23 Lubbock Christian Women's Basketball
Individual Game-by-Game
All games

Page 8/13
as of Mar 02, 2023

#23 MCCOY, Martie

Opponent	Date	GS	MIN	Total		3-Pointers		Free throws		Rebounds				PF	A	TO	BLK	STL	PTS		AVG
				FG-FGA	PCT	3FG-3FGA	PCT	FT-FTA	PCT	OFF	DEF	TOT	AVG								
vs Mo. Southern St.	11/05/2022		06:04	0-0	.000	0-0	.000	0-0	.000	0	1	1	1.0	3	0	0	0	0	0	0	0.0
vs Missouri Western	11/06/2022		21:03	0-4	.000	0-0	.000	3-4	.750	1	6	7	4.0	3	0	1	0	0	3	1.5	
Colo. Christian	11/11/2022		15:29	2-4	.500	1-2	.500	0-0	.000	0	1	1	3.0	0	0	1	0	0	5	2.7	
CSU Pueblo	11/12/2022		10:29	0-0	.000	0-0	.000	0-0	.000	0	2	2	2.8	3	0	1	0	0	0	2.0	
at Southwestern Okla.	11/21/2022		06:44	1-1	1.000	0-0	.000	0-0	.000	1	1	2	2.6	1	0	1	1	0	2	2.0	
Western Colo.	11/27/2022		06:45	0-0	.000	0-0	.000	0-0	.000	0	0	0	2.2	1	1	0	0	0	0	1.7	
Okla. Christian	12/01/2022		15:42	1-2	.500	1-1	1.000	1-2	.500	1	1	2	2.1	4	1	2	0	0	4	2.0	
Ark.-Fort Smith	12/03/2022		09:02	1-3	.333	1-2	.500	0-0	.000	1	0	1	2.0	1	1	0	0	0	3	2.1	
at Tex. A&M Int'l	12/08/2022		05:46	0-0	.000	0-0	.000	0-0	.000	0	0	0	1.8	1	1	0	0	0	0	1.9	
at Tex. A&M-Kingsville	12/10/2022		08:03	0-1	.000	0-1	.000	0-0	.000	0	2	2	1.8	3	0	0	0	0	0	1.7	
vs Ga. Southwestern	12/16/2022		02:18	0-0	.000	0-0	.000	0-0	.000	0	1	1	1.7	0	0	0	0	0	0	1.5	
vs Mont. St. Billings	12/17/2022		11:20	0-0	.000	0-0	.000	0-0	.000	0	2	2	1.8	2	0	0	0	0	0	1.4	
Cameron	12/30/2022		16:03	0-2	.000	0-1	.000	0-0	.000	2	3	5	2.0	1	3	0	0	0	0	1.3	
Midwestern St.	01/01/2023		07:05	0-0	.000	0-0	.000	0-0	.000	0	1	1	1.9	2	0	0	1	0	0	1.2	
at Tex. Permian Basin	01/05/2023		23:55	2-3	.667	0-1	.000	2-2	1.000	0	4	4	2.1	2	3	0	0	1	6	1.5	
at Angelo St.	01/07/2023	*	18:01	1-6	.167	0-0	.000	0-0	.000	0	1	1	2.0	1	2	0	1	1	2	1.6	
Eastern N.M.	01/12/2023		10:15	1-1	1.000	0-0	.000	1-1	1.000	0	0	0	1.9	0	0	1	0	0	3	1.6	
Western N.M.	01/14/2023		07:39	0-1	.000	0-1	.000	0-0	.000	0	1	1	1.8	1	0	1	0	1	0	1.6	
at UT Tyler	01/19/2023	*	08:43	0-0	.000	0-0	.000	2-2	1.000	0	2	2	1.8	3	0	1	0	1	2	1.6	
at Texas Woman's	01/21/2023	*	15:32	1-5	.200	1-2	.500	0-2	.000	0	0	0	1.8	2	2	1	0	0	3	1.7	
at Midwestern St.	01/26/2023	*	19:00	2-7	.286	1-3	.333	0-0	.000	0	5	5	1.9	4	1	0	0	0	5	1.8	
at Cameron	01/28/2023	*	14:55	1-3	.333	0-0	.000	0-0	.000	2	4	6	2.1	2	2	1	0	0	2	1.8	
Angelo St.	02/02/2023	*	27:15	2-7	.286	1-3	.333	5-6	.833	1	3	4	2.2	5	0	3	0	0	10	2.2	
Tex. Permian Basin	02/04/2023	*	16:59	1-1	1.000	0-0	.000	3-4	.750	1	2	3	2.2	1	2	1	0	0	5	2.3	
at Western N.M.	02/09/2023	*	20:13	2-3	.667	0-0	.000	0-0	.000	0	1	1	2.2	1	0	0	0	2	4	2.4	
at Eastern N.M.	02/11/2023	*	26:58	2-4	.500	0-0	.000	2-2	1.000	0	2	2	2.2	4	1	1	0	1	6	2.5	
St. Edward's	02/16/2023	*	19:46	2-3	.667	0-0	.000	0-0	.000	2	3	5	2.3	4	0	1	0	0	4	2.6	
St. Mary's (TX)	02/18/2023	*	32:25	4-8	.500	0-2	.000	0-0	.000	2	1	3	2.3	0	1	1	2	0	8	2.8	
at West Tex. A&M	02/23/2023	*	24:13	6-7	.857	2-2	1.000	2-2	1.000	3	3	6	2.4	5	1	0	0	0	16	3.2	
West Tex. A&M	02/25/2023	*	33:08	1-9	.111	0-1	.000	2-4	.500	0	3	3	2.4	4	0	2	1	2	4	3.2	
Totals		13	460:49	33-85	.388	8-22	.364	23-31	.742	17	56	73	2.4	64	22	20	6	9	97	3.2	

Player Averages

Games Played	Minutes/game	Points/game	FG Pct	3FG Pct	FT Pct	Rebounds/game	Assists/game	Turnovers/game	Assist/Turnover ratio	Steals/game	Blocks/game
30	15.4	3.2	38.8	36.4	74.2	2.4	0.7	0.7	1.1	0.3	0.2



2022-23 Lubbock Christian Women's Basketball
Individual Game-by-Game
All games

Page 9/13
as of Mar 02, 2023

#30 SPURGIN, Audrey

Opponent	Date	GS	MIN	Total		3-Pointers		Free throws		Rebounds				PF	A	TO	BLK	STL	PTS	AVG
				FG-FGA	PCT	3FG-3FGA	PCT	FT-FTA	PCT	OFF	DEF	TOT	AVG							
vs Mo. Southern St.	11/05/2022		05:12	1-2	.500	0-0	.000	0-0	.000	0	0	0	0.0	1	0	0	0	0	2	2.0
Colo. Christian	11/11/2022		10:04	1-2	.500	0-0	.000	3-5	.600	1	1	2	1.0	3	0	0	0	0	5	3.5
CSU Pueblo	11/12/2022		04:39	1-1	1.000	0-0	.000	1-3	.333	0	1	1	1.0	1	1	1	0	0	3	3.3
at Southwestern Okla.	11/21/2022		01:34	0-1	.000	0-0	.000	0-0	.000	0	0	0	0.8	0	0	0	0	0	0	2.5
Western Colo.	11/27/2022		12:42	0-3	.000	0-1	.000	0-0	.000	0	1	1	0.8	2	0	0	0	1	0	2.0
Okla. Christian	12/01/2022		07:52	0-3	.000	0-0	.000	5-6	.833	2	0	2	1.0	1	0	0	0	0	5	2.5
Ark.-Fort Smith	12/03/2022		04:29	0-1	.000	0-0	.000	1-2	.500	0	3	3	1.3	0	0	0	0	0	1	2.3
at Tex. A&M Int'l	12/08/2022		05:41	0-0	.000	0-0	.000	0-0	.000	0	0	0	1.1	1	0	2	0	0	0	2.0
at Tex. A&M-Kingsville	12/10/2022		04:47	1-2	.500	0-0	.000	0-0	.000	0	0	0	1.0	1	1	0	0	0	2	2.0
vs Ga. Southwestern	12/16/2022		05:41	1-1	1.000	0-0	.000	1-2	.500	0	0	0	0.9	0	0	0	0	0	3	2.1
vs Mont. St. Billings	12/17/2022		08:18	1-3	.333	0-0	.000	1-2	.500	2	0	2	1.0	2	0	1	0	0	3	2.2
Cameron	12/30/2022		11:30	3-5	.600	0-0	.000	2-2	1.000	2	2	4	1.3	1	1	1	1	0	8	2.7
Midwestern St.	01/01/2023		07:01	0-1	.000	0-0	.000	0-0	.000	0	1	1	1.2	1	0	1	0	0	0	2.5
at Angelo St.	01/07/2023		13:25	2-5	.400	0-0	.000	0-0	.000	2	3	5	1.5	1	0	0	1	1	4	2.6
Eastern N.M.	01/12/2023		02:19	0-1	.000	0-0	.000	1-2	.500	0	0	0	1.4	1	0	0	0	0	1	2.5
Western N.M.	01/14/2023		07:32	3-5	.600	0-0	.000	3-4	.750	0	1	1	1.4	3	0	0	0	0	9	2.9
at Texas Woman's	01/21/2023		09:46	1-2	.500	0-0	.000	0-0	.000	1	0	1	1.4	4	0	2	1	0	2	2.8
at Midwestern St.	01/26/2023		09:00	0-4	.000	0-0	.000	2-2	1.000	1	2	3	1.4	1	1	1	0	0	2	2.8
at Cameron	01/28/2023		02:04	0-0	.000	0-0	.000	0-0	.000	0	0	0	1.4	0	0	0	0	0	0	2.6
Tex. Permian Basin	02/04/2023		02:59	0-1	.000	0-0	.000	0-0	.000	0	1	1	1.4	1	0	0	0	0	0	2.5
at Western N.M.	02/09/2023		08:24	0-1	.000	0-0	.000	0-0	.000	0	0	0	1.3	2	0	2	0	0	0	2.4
at Eastern N.M.	02/11/2023		09:13	1-2	.500	0-0	.000	1-2	.500	0	3	3	1.4	2	0	1	0	0	3	2.4
St. Edward's	02/16/2023		07:49	1-3	.333	0-0	.000	1-2	.500	1	0	1	1.3	2	0	1	0	0	3	2.4
St. Mary's (TX)	02/18/2023		04:06	1-1	1.000	0-0	.000	2-2	1.000	0	0	0	1.3	1	0	0	0	0	4	2.5
at West Tex. A&M	02/23/2023		04:57	0-0	.000	0-0	.000	0-0	.000	0	1	1	1.3	1	0	1	0	0	0	2.4
West Tex. A&M	02/25/2023		04:15	0-1	.000	0-0	.000	0-0	.000	0	1	1	1.3	2	0	0	0	0	0	2.3
Totals		0	175:20	18-51	.353	0-1	.000	24-36	.667	12	21	33	1.3	35	4	14	3	2	60	2.3

Player Averages

Games Played	Minutes/game	Points/game	FG Pct	3FG Pct	FT Pct	Rebounds/game	Assists/game	Turnovers/game	Assist/Turnover ratio	Steals/game	Blocks/game
26	6.7	2.3	35.3	0.0	66.7	1.3	0.2	0.5	0.3	0.1	0.1



2022-23 Lubbock Christian Women's Basketball
Individual Game-by-Game
All games

Page 10/13
as of Mar 02, 2023

#31 JOHNSON, Tia

Opponent	Date	GS	MIN	Total		3-Pointers		Free throws		Rebounds				PF	A	TO	BLK	STL	PTS	AVG
				FG-FGA	PCT	3FG-3FGA	PCT	FT-FTA	PCT	OFF	DEF	TOT	AVG							
vs Mo. Southern St.	11/05/2022		03:05	0-0	.000	0-0	.000	0-0	.000	1	0	1	1.0	0	1	1	0	0	0	0.0
Colo. Christian	11/11/2022		06:01	0-2	.000	0-1	.000	0-0	.000	0	3	3	2.0	0	0	1	0	1	0	0.0
Okla. Christian	12/01/2022		05:35	1-2	.500	0-1	.000	1-1	1.000	0	2	2	2.0	2	0	0	0	1	3	1.0
Ark.-Fort Smith	12/03/2022		02:12	1-2	.500	1-2	.500	0-0	.000	0	0	0	1.5	0	0	0	0	0	3	1.5
Eastern N.M.	01/12/2023		06:14	0-1	.000	0-1	.000	0-0	.000	0	2	2	1.6	1	1	0	0	0	0	1.2
Western N.M.	01/14/2023		03:17	1-2	.500	0-0	.000	0-0	.000	0	1	1	1.5	2	0	0	0	0	2	1.3
at Midwestern St.	01/26/2023		07:00	2-5	.400	0-1	.000	0-0	.000	1	1	2	1.6	2	0	0	0	0	4	1.7
Tex. Permian Basin	02/04/2023		07:56	2-5	.400	1-2	.500	0-0	.000	0	0	0	1.4	2	0	0	0	1	5	2.1
at Western N.M.	02/09/2023		01:27	0-0	.000	0-0	.000	0-0	.000	0	0	0	1.2	0	0	0	0	0	0	1.9
St. Edward's	02/16/2023		06:01	0-2	.000	0-1	.000	2-2	1.000	0	0	0	1.1	0	1	1	0	2	2	1.9
Totals		0	48:48	7-21	.333	2-9	.222	3-3	1.000	2	9	11	1.1	9	3	3	0	5	19	1.9

Player Averages

Games Played	Minutes/ game	Points/ game	FG Pct	3FG Pct	FT Pct	Rebounds/ game	Assists/ game	Turnovers/ game	Assist/Turnover ratio	Steals/ game	Blocks/ game
10	4.9	1.9	33.3	22.2	100.0	1.1	0.3	0.3	1.0	0.5	0.0



2022-23 Lubbock Christian Women's Basketball
Individual Game-by-Game
All games

Page 11/13
as of Mar 02, 2023

#33 JOHNSON, Deja

Opponent	Date	GS	MIN	Total		3-Pointers		Free throws		Rebounds				PF	A	TO	BLK	STL	PTS	AVG
				FG-FGA	PCT	3FG-3FGA	PCT	FT-FTA	PCT	OFF	DEF	TOT	AVG							
Colo. Christian	11/11/2022		07:03	0-1	.000	0-1	.000	4-4	1.000	1	0	1	1.0	0	0	0	0	1	4	4.0
Okla. Christian	12/01/2022		08:20	0-0	.000	0-0	.000	1-2	.500	0	1	1	1.0	3	1	0	0	1	1	2.5
Ark.-Fort Smith	12/03/2022		02:12	0-0	.000	0-0	.000	0-0	.000	1	1	2	1.3	0	0	0	0	1	0	1.7
Cameron	12/30/2022		12:09	2-4	.500	1-3	.333	0-0	.000	0	3	3	1.8	0	2	2	0	0	5	2.5
Eastern N.M.	01/12/2023		02:19	0-0	.000	0-0	.000	0-0	.000	0	0	0	1.4	0	0	0	0	0	0	2.0
Western N.M.	01/14/2023		02:05	0-0	.000	0-0	.000	0-0	.000	0	0	0	1.2	0	0	0	0	0	0	1.7
at Midwestern St.	01/26/2023		09:00	0-1	.000	0-0	.000	0-0	.000	0	0	0	1.0	0	1	0	0	0	0	1.4
Tex. Permian Basin	02/04/2023		08:03	1-2	.500	0-0	.000	0-0	.000	0	1	1	1.0	0	0	0	0	0	2	1.5
at Western N.M.	02/09/2023		01:27	0-0	.000	0-0	.000	0-0	.000	0	1	1	1.0	0	0	0	0	0	0	1.3
St. Edward's	02/16/2023		05:09	0-1	.000	0-1	.000	0-0	.000	1	0	1	1.0	0	1	0	0	0	0	1.2
Totals		0	57:47	3-9	.333	1-5	.200	5-6	.833	3	7	10	1.0	3	5	2	0	3	12	1.2

Player Averages

Games Played	Minutes/ game	Points/ game	FG Pct	3FG Pct	FT Pct	Rebounds/ game	Assists/ game	Turnovers/ game	Assist/Turnover ratio	Steals/ game	Blocks/ game
10	5.8	1.2	33.3	20.0	83.3	1.0	0.5	0.2	2.5	0.3	0.0



2022-23 Lubbock Christian Women's Basketball
Individual Game-by-Game
All games

Page 12/13
as of Mar 02, 2023

#34 COX, Whitney

Opponent	Date	GS	MIN	Total		3-Pointers		Free throws		Rebounds				PF	A	TO	BLK	STL	PTS	
				FG-FGA	PCT	3FG-3FGA	PCT	FT-FTA	PCT	OFF	DEF	TOT	AVG							
vs Mo. Southern St.	11/05/2022	*	16:21	3-7	.429	0-0	.000	0-0	.000	2	4	6	6.0	1	1	0	0	0	6	6.0
vs Missouri Western	11/06/2022	*	28:07	5-11	.455	0-0	.000	2-2	1.000	1	10	11	8.5	5	1	1	1	1	12	9.0
Colo. Christian	11/11/2022	*	10:58	4-4	1.000	0-0	.000	0-2	.000	0	1	1	6.0	4	1	0	0	0	8	8.7
CSU Pueblo	11/12/2022	*	17:13	2-6	.333	0-0	.000	0-0	.000	0	4	4	5.5	2	1	1	2	2	4	7.5
at Southwestern Okla.	11/21/2022	*	20:23	7-9	.778	0-0	.000	0-0	.000	1	4	5	5.4	0	1	0	0	0	14	8.8
Western Colo.	11/27/2022	*	04:07	1-3	.333	0-0	.000	0-0	.000	0	1	1	4.7	3	0	2	0	1	2	7.7
Okla. Christian	12/01/2022	*	11:57	1-5	.200	0-0	.000	5-8	.625	1	3	4	4.6	3	1	1	0	0	7	7.6
Ark.-Fort Smith	12/03/2022	*	16:31	5-8	.625	0-0	.000	0-1	.000	1	4	5	4.6	1	1	0	0	0	10	7.9
at Tex. A&M Int'l	12/08/2022	*	16:43	1-5	.200	0-0	.000	0-1	.000	1	6	7	4.9	4	1	1	1	0	2	7.2
at Tex. A&M-Kingsville	12/10/2022	*	13:57	3-5	.600	0-0	.000	0-2	.000	0	2	2	4.6	3	1	1	0	0	6	7.1
vs Ga. Southwestern	12/16/2022	*	09:42	1-4	.250	0-0	.000	0-0	.000	0	2	2	4.4	2	1	0	0	0	2	6.6
vs Mont. St. Billings	12/17/2022	*	16:38	3-4	.750	0-0	.000	0-0	.000	1	2	3	4.3	0	0	1	1	1	6	6.6
Eastern N.M.	01/12/2023	*	10:54	1-1	1.000	0-0	.000	0-0	.000	0	0	0	3.9	2	1	2	0	0	2	6.2
Western N.M.	01/14/2023	*	06:11	0-1	.000	0-0	.000	0-0	.000	0	1	1	3.7	0	0	1	0	0	0	5.8
at UT Tyler	01/19/2023		05:29	0-0	.000	0-0	.000	0-0	.000	0	1	1	3.5	0	0	2	0	0	0	5.4
at Midwestern St.	01/26/2023		09:00	2-5	.400	0-0	.000	0-0	.000	0	2	2	3.4	1	0	1	2	0	4	5.3
Angelo St.	02/02/2023		03:00	0-1	.000	0-0	.000	0-0	.000	0	0	0	3.2	0	0	0	0	0	0	5.0
Tex. Permian Basin	02/04/2023		12:01	1-2	.500	0-0	.000	0-0	.000	0	2	2	3.2	1	1	0	0	0	2	4.8
at Western N.M.	02/09/2023		01:27	0-1	.000	0-0	.000	0-0	.000	0	0	0	3.0	0	0	0	0	0	0	4.6
St. Edward's	02/16/2023		07:10	0-1	.000	0-0	.000	0-0	.000	0	2	2	3.0	0	0	1	1	2	0	4.4
Totals		14	237:48	40-83	.482	0-0	.000	7-16	.438	8	51	59	3.0	32	12	15	8	7	87	4.4

Player Averages

Games Played	Minutes/game	Points/game	FG Pct	3FG Pct	FT Pct	Rebounds/game	Assists/game	Turnovers/game	Assist/Turnover ratio	Steals/game	Blocks/game
20	11.9	4.4	48.2	0.0	43.8	3.0	0.6	0.8	0.8	0.4	0.4



2022-23 Lubbock Christian Women's Basketball
Individual Game-by-Game
All games

Page 13/13
as of Mar 02, 2023

#40 SCHUMANN, Reese

Opponent	Date	GS	MIN	Total		3-Pointers		Free throws		Rebounds				PF	A	TO	BLK	STL	PTS	AVG
				FG-FGA	PCT	3FG-3FGA	PCT	FT-FTA	PCT	OFF	DEF	TOT	AVG							
vs Mo. Southern St.	11/05/2022		17:47	4-6	.667	0-0	.000	2-5	.400	3	3	6	6.0	2	0	2	2	0	10	10.0
vs Missouri Western	11/06/2022		12:49	2-4	.500	0-0	.000	2-2	1.000	1	0	1	3.5	1	0	1	0	0	6	8.0
Colo. Christian	11/11/2022		18:58	3-4	.750	0-0	.000	2-2	1.000	1	3	4	3.7	0	0	2	5	2	8	8.0
CSU Pueblo	11/12/2022		15:59	0-1	.000	0-0	.000	2-4	.500	1	5	6	4.3	4	0	2	1	0	2	6.5
at Southwestern Okla.	11/21/2022		17:43	3-5	.600	0-0	.000	0-1	.000	3	3	6	4.6	3	0	1	2	1	6	6.4
Western Colo.	11/27/2022		23:11	3-7	.429	0-0	.000	1-2	.500	2	6	8	5.2	3	0	2	1	1	7	6.5
Okla. Christian	12/01/2022		13:53	2-2	1.000	0-0	.000	1-2	.500	2	2	4	5.0	3	1	1	0	1	5	6.3
Ark.-Fort Smith	12/03/2022		13:50	3-5	.600	0-0	.000	1-3	.333	5	1	6	5.1	2	0	3	1	1	7	6.4
at Tex. A&M Int'l	12/08/2022		17:06	3-3	1.000	0-0	.000	0-1	.000	2	8	10	5.7	2	1	0	3	1	6	6.3
at Tex. A&M-Kingsville	12/10/2022		19:46	4-7	.571	0-0	.000	0-0	.000	1	2	3	5.4	1	2	2	2	0	8	6.5
vs Ga. Southwestern	12/16/2022		18:57	3-4	.750	0-0	.000	0-1	.000	2	7	9	5.7	3	0	2	2	0	6	6.5
vs Mont. St. Billings	12/17/2022		05:54	1-1	1.000	0-0	.000	0-0	.000	1	2	3	5.5	3	0	0	0	0	2	6.1
Cameron	12/30/2022		17:01	2-6	.333	0-0	.000	1-1	1.000	0	6	6	5.5	1	1	0	1	1	5	6.0
Midwestern St.	01/01/2023	*	23:37	1-3	.333	0-0	.000	3-6	.500	3	4	7	5.6	4	0	1	0	0	5	5.9
at Tex. Permian Basin	01/05/2023		12:27	2-3	.667	0-0	.000	1-3	.333	2	0	2	5.4	5	0	2	0	0	5	5.9
at Angelo St.	01/07/2023		03:04	0-1	.000	0-0	.000	0-0	.000	1	0	1	5.1	2	0	0	0	0	0	5.5
Eastern N.M.	01/12/2023		22:05	5-5	1.000	0-0	.000	3-3	1.000	1	1	2	4.9	4	1	2	4	1	13	5.9
Western N.M.	01/14/2023		26:17	4-8	.500	0-0	.000	2-2	1.000	1	7	8	5.1	2	0	2	6	0	10	6.2
at UT Tyler	01/19/2023		16:48	1-3	.333	0-0	.000	2-2	1.000	2	4	6	5.2	4	0	5	0	1	4	6.1
at Texas Woman's	01/21/2023		18:15	1-5	.200	0-0	.000	2-2	1.000	1	5	6	5.2	4	1	0	0	0	4	6.0
at Midwestern St.	01/26/2023		13:00	3-4	.750	0-0	.000	1-3	.333	2	2	4	5.1	2	1	1	0	1	7	6.0
at Cameron	01/28/2023		25:07	7-8	.875	0-0	.000	0-0	.000	4	2	6	5.2	4	0	1	1	0	14	6.4
Angelo St.	02/02/2023		10:20	1-1	1.000	0-0	.000	1-2	.500	1	1	2	5.0	5	0	2	1	0	3	6.2
Tex. Permian Basin	02/04/2023		13:26	2-2	1.000	0-0	.000	2-2	1.000	0	2	2	4.9	0	0	3	1	1	6	6.2
at Western N.M.	02/09/2023		12:34	0-1	.000	0-0	.000	2-4	.500	1	3	4	4.9	2	2	1	1	1	2	6.0
at Eastern N.M.	02/11/2023		12:41	0-1	.000	0-0	.000	2-2	1.000	1	3	4	4.8	4	1	3	1	0	2	5.9
St. Edward's	02/16/2023		14:15	1-3	.333	0-0	.000	2-2	1.000	0	6	6	4.9	3	0	3	0	1	4	5.8
St. Mary's (TX)	02/18/2023		10:56	0-1	.000	0-0	.000	1-4	.250	2	4	6	4.9	1	0	3	1	0	1	5.6
at West Tex. A&M	02/23/2023		12:05	0-4	.000	0-0	.000	0-0	.000	0	3	3	4.9	0	0	2	0	0	0	5.4
West Tex. A&M	02/25/2023		10:57	0-2	.000	0-0	.000	0-0	.000	1	1	2	4.8	2	1	1	1	0	0	5.3
Totals		1	470:48	61-110	.555	0-0	.000	36-61	.590	47	96	143	4.8	76	12	50	37	14	158	5.3

Player Averages

Games Played	Minutes/game	Points/game	FG Pct	3FG Pct	FT Pct	Rebounds/game	Assists/game	Turnovers/game	Assist/Turnover ratio	Steals/game	Blocks/game
30	15.7	5.3	55.5	0.0	59.0	4.8	0.4	1.7	0.2	0.5	1.2

SINGLE-SEASON RECORDS

Points Scored:

657	Beth Capps	1996-97
574	Beth Capps	1995-96
562	Kelsey Canavan	2011-12
560	Jordan Hampton	2006-07
543	Olivia Robertson	2018-19

Points Per Game Average:

22.7	Beth Capps	1996-97
20.0	Kechia Mason	1997-98
19.9	Burgundy Bass	1989-90
18.7	Nettie Gilbreath	1986-87

Field Goals Attempted:

516	Tonya Ivie	1981-82
492	Beth Capps	1995-96
435	Darla Lynch	1980-81
429	Kelsey Canavan	2011-12
425	Beth Capps	1996-97

Field Goals Made:

237	Beth Capps	1996-97
236	Kelsey Canavan	2011-12
217	Tonya Ivie	1981-82
210	Beth Capps	1995-96
202	Mamy N'Kolomoni	2000-01

Field Goal Percentage (Min. 300 Att.):

.580	Nicole Hampton	2015-16
.561	Roberta Ross	1986-87
.558	Beth Capps	1996-97
.556	Tess Bruffey	2015-16
.554	Carol Hise	1990-91

Assists:

221	Krista Lent	1990-91
211	Nicole Hampton	2015-16
197	Sierra Lovorn	2007-08
192	Nicole Hampton	2012-13
189	Krista Lent	1989-90

Three Pointers Attempted:

240	Ashton Duncan	2021-22
216	Kelsey Hoppel	2015-16
203	Angie Taylor	1997-98
191	Ashton Duncan	2021-22
188	Sierra Lovorn	2007-08

Three Pointers Made:

90	Kelsey Hoppel	2015-16
90	Ashton Duncan	2021-22
79	Ashton Duncan	2019-20
74	Kelsey Hoppel	2012-13
74	Jordan Hampton	2007-08
74	Angie Taylor	1997-98

Three Point Percentage (Min. 100 Att.):

.517	Allie Schulte	2018-19
.497	Jordan Hampton	2007-08
.469	Kelsey Hoppel	2013-14
.466	Jordan Hampton	2006-07
.463	Bailey Haist	2014-15

Steals:

115	Krista Lent	1990-91
107	Nicole Hampton	2015-16
105	Sherry Blackwell	1990-91
102	Tina Phillips	1991-92
99	Selestine Hurst	1996-97

Free Throws Attempted:

228	Mamy N'Kolomoni	2001-02
212	Beth Capps	1996-97
211	Carolyn Manning	2007-08
201	Emily Pool (Atkins)	2010-11
197	Emily Pool (Atkins)	2011-12

Free Throws Made:

177	Carolyn Manning	2007-08
166	Beth Capps	1996-97
157	Emily Pool (Atkins)	2011-12
156	Jordan Hampton	2006-07
153	Mamy N'Kolomoni	2001-02

Free Throw Percentage (Min. 50 Att.):

.938	Kelsey Hoppel	2013-14
.924	Nicole Hampton	2011-12
.922	Caitlyn Cunyus	2017-18
.921	Nicole Hampton	2012-13
.913	Brittany Roberts (Hampton)	2011-12

Blocked Shots:

129	Tess Bruffey	2017-18
113	Kellyn Schneider	2014-15
108	Tess Bruffey	2016-17
91	Kellyn Schneider	2015-16
86	Tess Bruffey	2014-15

Rebounds:

310	Nicole Hampton	2012-13
288	Kellyn Schneider	2014-15
282	Carolyn Manning	2007-08
281	Tess Bruffey	2017-18
278	Darla Lynch	1981-82

Rebounds Per Game:

10.5	Laura Geurin	1983-84
10.3	Kellyn Schneider	2014-15
10.1	Nettie Gilbreath	1986-87
9.9	Darla Lynch	1981-82
9.2	Mamy N'Kolomoni	2000-01

CAREER RECORDS

Points Scored:

1,796	Nicole Hampton	2011-16
1,773	Beth Capps	1995-97
1,767	Jordan Hampton	2005-09
1,728	Tess Bruffey	2014-18
1,725	Emily Pool (Atkins)	2010-14

Points Per Game Average:

17.1	Nettie Gilbreath	1985-87
16.1	Beth Capps	1993-97
15.8	Burgundy Bass	1987-90
15.4	Darla Lynch	1979-83

Field Goals Attempted:

1,387	Darla Lynch	1979-83
1,352	Tess Bruffey	2014-18
1,316	Beth Capps	1993-97
1,278	Mamy N'Kolomoni	1998-02
1,213	Emily Pool (Atkins)	2010-14

Field Goals Made:

640	Beth Capps	1993-97
631	Tess Bruffey	2014-18
628	Mamy N'Kolomoni	1998-02
590	Nicole Hampton	2011-16
588	Darla Lynch	1979-83

Field Goal Percentage (Min. 700 Att.):

.585	Haley Fowler	416-711
.547	Kelsey Canavan	416-760
.540	Nicole Hampton	590-1093
.511	Robertta Ross	362-709
.510	Maddi Chitsey	503-987

Assists:

659	Nicole Hampton	2011-16
633	Sierra Lovorn (Wilcox)	2005-09
439	Haley Burton	2010-15
421	Allie Schulte	2017-22
397	Brittany Roberts (Hampton)	2008-12

Three Pointers Attempted:

708	Ashton Duncan	2017-->
672	Sierra Lovorn (Wilcox)	2005-09
646	Kelsey Hoppel	2011-16
560	Jordan Hampton	2005-09
559	Haley Burton	2010-15

Three Pointers Made:

276	Ashton Duncan	2017--22
272	Kelsey Hoppel	2011-16
248	Jordan Hampton	2005-09
234	Sierra Lovorn (Wilcox)	2005-09
204	Haley Burton	2010-15

Three Point Percentage (Min. 200 Att.):

.444	Allie Schulte	176-396
.443	Jordan Hampton	192-407
.421	Kelsey Hoppel	272-646
.407	Brittany Roberts (Hampton)	154-378
.407	Bailey Haist	148-364

Steals:

330	Nicole Hampton	2011-16
320	Allie Schulte	2017-22
271	Sherry Brown	1979-83
235	Sherry Blackwell	1988-91
226	Tabitha Qubty-Sellers	2000-04

Free Throws Attempted:

725	Emily Pool (Atkins)	2010-14
706	Mamy N'Kolomoni	1998-02
586	Beth Capps	1993-97
560	Nicole Hampton	2011-16
519	Jordan Hampton	2005-09

Free Throws Made:

565	Emily Pool (Atkins)	2010-14
510	Nicole Hampton	2011-16
459	Brittany Roberts (Hampton)	2008-12
456	Mamy N'Kolomoni	1998-02
449	Jordan Hampton	2005-09

Free Throw Percentage (Min. 100 Att.):

.911	Nicole Hampton	510-560
.874	Brittany Roberts (Hampton)	458-525
.873	Olivia Robertson	282-323
.865	Jordan Hampton	449-519
.848	Severyn Smith	224-264

Blocked Shots:

396	Tess Bruffey	2014-18
204	Kellyn Schneider	2014-16
174	Suzanne Copeland	1988-92
149	Maddi Chitsey	2016-20
122	Candace Clenney	2002-06

Rebounds:

1,053	Nicole Hampton	2011-16
911	Mamy N'Kolomoni	1998-02
845	Tess Bruffey	2014-18
838	Darla Lynch	1979-83
732	Carol Hise	1990-94

Rebounds Per Game:

9.39	Nettie Gilbreath	1985-87
8.38	Darla Lynch	1979-83
8.10	Nicole Hampton	2011-16
8.09	Kellyn Schneider	2014-16
7.92	Sharon Marion	1984-86

SINGLE GAME TEAM RECORDS

Points Scored:	
Lady Chaps:	125 vs Whittier College (12/28/94)
Opponents:	110 Panhandle State (2/11/93)
Individual:	38 Beth Capps (1/22/96)
Field Goals Made:	
Lady Chaps:	52 vs Whittier College (1/28/94)
Opponents:	44 Midwestern State (1/9/87)
Individual:	16 Nettie Gilbreath (1/10/87), Beth Capps (11/22/96 & 2/1/96)
Field Goals Attempted:	
Lady Chaps:	94 vs McMurry (2/26/82)
Opponents:	95 Bishop College (1/7/82)
Individual:	29 Beth Capps (2/1/96)
Field Goal Percentage:	
Lady Chaps:	.692 (36-52) vs Eastern New Mexico (11/29/14)
Opponents:	.714 Panhandle State (1/15/90)
Three Pointers Made:	
Lady Chaps:	18 vs Oklahoma Panhandle State (2/18/17)
Opponents:	16 Cameron (12/19/19)
Individual:	8 - Ashton Duncan & (1/22/22) & (12/11/20), Bailey Haist (1/2/17)
Three Pointers Attempted:	
Lady Chaps:	44 vs Oklahoma City (12/10/15)
Opponents:	41 Whittier College (12/28/94)
Individual:	19 Burgundy Bass (1/18/90)
Three Pointer Percentage:	
Lady Chaps:	.667 (12-18) vs Western New Mexico (11/17/17)
Opponents:	.700 (14-20) Southern Nazarene (1/31/08)
Free Throws Made:	
Lady Chaps:	40 vs Panhandle State (1/26/84)
Opponents:	38 St. Gregory's (2/2/02)
Individual:	15 Nicole Hampton (1/14/16)
Free Throws Attempted:	
Lady Chaps:	51 vs Panhandle State (2/11/93)
Opponents:	46 - 2 times
Individual:	17 Becky Hinojos (2/11/93), Mamy N'Kolomoni (3/1/02) and Nicole Hampton (1/14/16)
Free Throw Percentage:	
Lady Chaps:	1.000 (22-22) vs. Newman (2/15/18)
Opponents:	1.000 (21-21) St. Edward's (2/25/17)
Individual:	1.000 (14-14) Nicole Hampton (1/16/14)
Rebounds:	
Lady Chaps:	73 - 2 times (last: vs. Dallas Christian 12/31/09)
Opponents:	73 McMurry (1/23/82)
Individual:	20 Mamy N'Kolomoni (2/24/01)
Assists:	
Lady Chaps:	39 vs McMurry (1/17/89)
Opponents:	29 McMurry (1/11/88)
Individual:	13 Sierra Lovorn (2/10/07)
Steals:	
Lady Chaps:	38 vs McMurry (11/12/91)
Opponents:	27 St. Edwards (11/13/87)
Individual:	12 Tina Phillips (11/12/91)
Blocks:	
Lady Chaps:	17 vs. Okla. Panhandle St. (1/19/15) vs. Hardin-Simmons (2/19/91)
Individual:	10 Tess Bruffey - 3 times (12/13/14, 11/26/16, 2/9/17)
Turnovers:	
Lady Chaps:	40 vs. McMurry (2/23/80)
Opoonents:	41 Howard Payne (11/12/90)

RIP GRIFFIN CENTER RECORDS

Lady Chap Team Records

Points:	113 vs Northern New Mexico (11/7/09)
Field Goals:	49 vs Dallas Christian (11/4/08)
Field Goals Att.:	91 vs Huston-Tillotson (11/17/00)
Field Goal Pct.:	.692 vs Eastern New Mexico (36-52) (11/29/14)
3-Pointers:	18 vs Oklahoma Panhandle State (2/18/17)
3-Pointers Att.:	44 vs Oklahoma City (12/10/15)
3-Pointers Pct.:	.667 vs USAO (2/28/08) .667 vs Texas - Permian Basin (2/21/15) .667 vs. Western New Mexico (11/17/17)
Free Throws:	35 vs Rogers State (1/19/12)
Free Throw Att.:	44 vs Oklahoma Baptist (2/1/03)
Free Throw Pct.:	1.000 vs Newman (22-22) (2/15/18)
Rebounds:	62 vs Huston-Tillotson (11/17/00)
Assists:	34 vs Dallas Christian (11/4/08)
Blocked Shots:	14 vs Mid-America Christian (11/24/14)
Steals:	26 vs National Christian (12/8/01)

Lady Chap Individual Records

Points:	36 - Emily Pool (Atkins) vs Northern New Mexico College (11/5/10)
Field Goals:	13 - Mamy N'Kolomoni vs Huston-Tillotson (11/17/00)
Field Goals Att.:	22 - Cari Bigham vs UTPB
Field Goal Pct. (10 attempts):	.917 - Brittany Blackmon (11-12) vs Univ. of the Southwest (11/10/08)
3-Pointers:	8 - Ashton Duncan (twice) vs St. Mary's (1/22/22) & (12/11/20)
3-Pointers Att.:	13 - Ashton Duncan vs. St. Mary's (1/22/22)
3-Point Pct. (5 attempts):	1.000 - Kelsey Hoppel (5-5) vs. Okla. Christian (2/8/14) 1.000 - Bailey Haist (5-5) vs. St. Edward's (2/19/15)
Free Throws:	12 - 5 Times
Free Throws Att.:	17 - Mamy N'Kolomoni vs Southern Nazarene (3/1/02)
Free Throw Pct. (10 attempts):	1.00 - Laynee Burr (12-12) vs. Midwestern St. (2/4/22) 1.00 - Tabitha Qubty-Sellers (10-10) vs Okla. Christian (1/18/01) 1.00 - Emily Pool (10-10) vs. Newman (11/23/13) 1.00 - Allie Schulte (10-10) vs. Daemen (11/20/21)
Rebounds:	20 - Mamy N'Kolomoni vs St. Gregory's (2/24/01)
Assists:	13 - Sierra Lovorn vs Oklahoma Baptist (2/10/07)
Blocked Shots:	10 - Tess Bruffey vs. St. Mary's (2/9/17)

LCU'S LSC TOURNAMENT HISTORY VS:

ANGELO STATE	2-0
ARKANSAS FT. SMITH	1-0
CAMERON	1-0
ST. MARY'S	1-0
TEXAS A&M-COMMERCE	2-0
WEST TEXAS A&M	1-1

LCU'S ALL-TIME LSC TOURNAMENT GAMES

2020 - Frisco, Texas

3/5/20	vs. 6-Angelo State	W 91-65
3/7/20	vs. No.17 2-West Texas A&M	W 59-46
3/8/20	vs. No.7 1-A&M-Commerce	W 57-44

2021 - Lubbock, Texas

3/2/21	vs. 8-St. Mary's	W 76-52
3/5/21	vs. 4-Cameron	W 84-69
3/6/21	vs. No.10 2-A&M-Commerce	W 78-57

2022 - Lubbock, Texas (First Round)

3/1/22	vs. 12-Ark. Ft. Smith	W 84-67
3/4/22	vs. 4-Angelo State	W 60-51
3/5/22	vs. 1-West Texas A&M	L 58-63

TOTAL 8-1

LCU'S LONE STAR CONFERENCE TOURNAMENT CAREER LEADERS

Scoring Average	G	Pts	Avg/G	3-Point Percentage	3FG	Att	Pct
Allie Schulte	9	112	12.4	Caitlyn Cunyus	7	9	.778
Caitlyn Cunyus	3	35	11.7	Maci Maddox	2	3	.667
Emma Middleton	6	62	10.3	Grace Foster	2	4	.500
Maddi Chitsey	3	29	9.7	Allie Schulte	15	30	.500
Ashton Duncan	9	82	9.1	Channing Cunyus	12	26	.462
Points	G	Pts	Pts/G	FG Percentage	FG	Att	Pct
Allie Schulte	9	112	12.4	Whitney Cox	5	6	.833
Ashton Duncan	9	82	9.1	Brylee Winfrey	2	3	.667
Channing Cunyus	9	72	8.0	Grace Foster	6	9	.667
Laynee Burr	9	70	7.8	Maci Maddox	6	9	.667
Juliana Robertson	9	68	7.6	Caitlyn Cunyus	11	17	.647
Assists	G	No.	Ast/G	Free Throw Percent	FG	Att	Pct
Allie Schulte	9	35	3.9	Grace Foster	8	8	1.000
Laynee Burr	9	16	1.8	Shaylee Stovall	2	2	1.000
Juliana Robertson	9	15	1.7	Savannah Sumrall	4	4	1.000
Ashton Duncan	9	15	1.7	Emma Middleton	10	10	1.000
Madelyn Turner	6	14	2.3	Laynee Burr	23	24	.958
Steals	G	No.	Stl/G	Caitlyn Cunyus	6	7	.857
Allie Schulte	9	23	2.6	Allie Schulte	21	25	.840
Ashton Duncan	9	11	1.2	Audrey Robertson	10	12	.833
Juliana Robertson	9	11	1.2	Juliana Robertson	21	26	.808
Channing Cunyus	9	9	1.0				---
Blocked Shots	G	No.	Blk/G				
Emma Middleton	6	10	1.7				
Maddi Chitsey	3	7	2.3				
Juliana Robertson	9	3	0.3				
Allie Schulte	9	3	0.3				
Channing Cunyus	9	2	0.2				

LCU'S NCAA DIVISION II TOURNAMENT BY-SEASON LEADERS

Scoring Average	Points
14.7 Emma Middleton / Allie Schulte	2020-21 44 Emma Middleton / Allie Schulte
12.0 Laynee Burr	2021-22 36 Laynee Burr
11.7 Caitlyn Cunyus	2019-20 35 Caitlyn Cunyus
Rebound Average	Three-Pointers
9.0 Juliana Robertson	2021-22 10 Ashton Duncan
7.7 Emma Middleton	2020-21 8 Ashton Duncan
6.3 Maddi Chitsey	2019-20 7 Ashton Duncan
Assists	Three-Point Percentage (min. 6 attempts)
13 Allie Schulte	2020-21 .778 Caitlyn Cunyus (7/9)
12 Allie Schulte	2019-20 .750 Allie Schulte (6/8)
10 Allie schulte	2020-21 .455 Channing Cunyus
Steals	Field Goal Percentage (min. 15 attempts)
8 Allie Schulte	2019-20 .789 Allie Schulte (15/19)
8 Allie Schulte	2020-21 .647 Ca.Cunyus/A.Duncan (11/17)
7 Three Tied	2021-22 .545 Laynee Burr (12/22)
Blocked Shots	Free Throw Percentage (min. 15 attempts)
8 Emma Middleton	2020-21 n/a No qualifiers
7 Maddi Chitsey	2019-20 n/a No qualifiers
2 Allie Schulte	2021-22 n/a No qualifiers

LCU'S LONE STAR CONFERENCE TOURNAMENT ALL-TIME HISTORY



#	Player	gp-gs	min	avg	Total		3-Point		F-Throw		Rebounds				pf	dq	a	to	blk	stl	pts	avg
					fg-fga	fg%	3fg-fga	3fg%	ft-fa	ft%	off	def	tot	avg								
00	Grace Foster	2-0	26	13.0	6-8	.750	2-4	.500	4-4	1.000	2	4	6	3.0	1	0	1	4	1	1	18	9.0
01	Ashton Duncan	8-8	239	29.9	25-60	.417	23-49	.469	3-4	.750	0	10	10	1.3	8	0	15	8	0	10	76	9.5
02	Maci Maddox	5-0	42	8.4	6-9	.667	2-3	.667	0-0	.000	1	2	3	0.6	0	0	3	3	0	2	14	2.8
02	Caitlyn Cunyus	3-3	80	26.7	11-17	.647	7-9	.778	6-7	.857	1	9	10	3.3	8	1	10	5	1	6	35	11.7
03	Taylor Stevenson	1-0	7	7.0	0-0	.000	0-0	.000	1-2	.500	0	1	1	1.0	1	0	0	2	0	0	1	1.0
03	Audrey Robertson	5-0	46	9.2	1-6	.167	0-4	.000	8-10	.800	2	2	4	0.8	8	0	4	3	0	3	10	2.0
04	Emma Middleton	6-6	154	25.7	25-55	.455	2-7	.286	10-10	1.000	7	32	39	6.5	16	0	5	12	10	8	62	10.3
05	Laynee Burr	8-2	155	19.4	18-35	.514	5-9	.556	20-21	.952	9	12	21	2.6	20	0	14	11	1	5	61	7.6
12	Savannah Sumrall	3-0	14	4.7	1-4	.250	0-3	.000	4-4	1.000	0	1	1	0.3	1	0	2	0	0	0	6	2.0
13	Madelyn Turner	6-3	137	22.8	13-36	.361	7-20	.350	2-4	.500	4	18	22	3.7	10	0	14	12	0	5	35	5.8
14	Channing Cunyus	8-2	150	18.8	23-46	.500	10-22	.455	2-5	.400	4	16	20	2.5	20	0	10	13	2	8	58	7.3
15	Shaylee Stovall	4-0	9	2.3	1-1	1.000	1-1	1.000	2-2	1.000	0	1	1	0.3	1	0	1	0	0	0	5	1.3
21	Allie Schulte	8-8	252	31.5	34-70	.486	14-25	.560	15-18	.833	5	33	38	4.8	7	0	31	14	2	20	97	12.1
22	Juliana Robertson	8-5	162	20.3	22-37	.595	1-5	.200	19-24	.792	11	35	46	5.8	17	1	15	17	3	9	64	8.0
23	Brylee Winfrey	5-0	13	2.6	2-3	.667	0-1	.000	0-0	.000	0	2	2	0.4	0	0	1	1	0	1	4	0.8
24	Lara Mason	2-0	5	2.5	0-0	.000	0-0	.000	0-0	.000	0	1	1	0.5	0	0	0	0	0	0	0	0.0
24	Maddi Chitsey	3-3	87	29.0	11-37	.297	0-11	.000	7-10	.700	1	18	19	6.3	7	0	7	4	7	4	29	9.7
32	Courtney Andersen	1-0	5	5.0	1-1	1.000	0-0	.000	0-0	.000	2	0	2	2.0	1	0	0	1	0	0	2	2.0
34	Whitney Cox	4-0	17	4.3	5-6	.833	0-0	.000	2-6	.333	2	2	4	1.0	7	0	1	2	0	0	12	3.0
Team											9	20	29					6				
Total.....		8	1600		205-431	.476	74-173	.428	105-131	.802	60	219	279	34.9	133	2	134	118	27	82	589	73.6
Opponents.....		8	1600		157-457	.344	43-138	.312	94-128	.734	94	178	272	34.0	118	2	77	129	16	61	451	56.4

Lubbock Christian - INDIVIDUAL GAME HIGHS

Points	20	Juliana Robertson vs Angelo St. (03/04/22)
	17	Laynee Burr vs Angelo St. (03/04/22)
	17	Allie Schulte vs Ark.-Fort Smith (03/01/22)
	15	Allie Schulte vs West Tex. A&M (03/05/22)
	15	Ashton Duncan vs Ark.-Fort Smith (03/01/22)
	15	Grace Foster vs Ark.-Fort Smith (03/01/22)
Field Goals Made	7	Allie Schulte vs Ark.-Fort Smith (03/01/22)
	6	Channing Cunyus vs West Tex. A&M (03/05/22)
	6	Juliana Robertson vs Angelo St. (03/04/22)
	6	Laynee Burr vs Angelo St. (03/04/22)
Field Goal Att.	12	Channing Cunyus vs West Tex. A&M (03/05/22)
	12	Juliana Robertson vs Angelo St. (03/04/22)
	12	Allie Schulte vs Angelo St. (03/04/22)
	12	Allie Schulte vs Ark.-Fort Smith (03/01/22)
FG Pct (min 5 made)	.833 (5-6)	Grace Foster vs Ark.-Fort Smith (03/01/22)
	.667 (6-9)	Laynee Burr vs Angelo St. (03/04/22)
3-Point FG Made	5	Ashton Duncan vs Ark.-Fort Smith (03/01/22)
	3	Allie Schulte vs Ark.-Fort Smith (03/01/22)
3-Point FG Att.	7	Ashton Duncan vs West Tex. A&M (03/05/22)
	6	Ashton Duncan vs Ark.-Fort Smith (03/01/22)
3-Pt FG Pct (min 2 made)	1.000 (2-2)	Maci Maddox vs Angelo St. (03/04/22)
	.833 (5-6)	Ashton Duncan vs Ark.-Fort Smith (03/01/22)
Free Throws Made	8	Audrey Robertson vs Ark.-Fort Smith (03/01/22)
	7	Juliana Robertson vs Angelo St. (03/04/22)
Free Throw Att.	10	Audrey Robertson vs Ark.-Fort Smith (03/01/22)
	8	Juliana Robertson vs Angelo St. (03/04/22)
FT Pct (min 3 made)	1.000 (4-4)	Grace Foster vs West Tex. A&M (03/05/22)
	1.000 (4-4)	Grace Foster vs Ark.-Fort Smith (03/01/22)
	1.000 (3-3)	Laynee Burr vs West Tex. A&M (03/05/22)
	1.000 (3-3)	Laynee Burr vs Angelo St. (03/04/22)
Rebounds	12	Juliana Robertson vs Angelo St. (03/04/22)
	9	Juliana Robertson vs Ark.-Fort Smith (03/01/22)
Assists	5	Juliana Robertson vs Ark.-Fort Smith (03/01/22)
	4	Allie Schulte vs West Tex. A&M (03/05/22)
	4	Laynee Burr vs Angelo St. (03/04/22)
Steals	4	Juliana Robertson vs Angelo St. (03/04/22)
	4	Ashton Duncan vs Ark.-Fort Smith (03/01/22)
Blocked Shots	1	Allie Schulte vs West Tex. A&M (03/05/22)
	1	Maci Maddox vs West Tex. A&M (03/05/22)
	1	Allie Schulte vs Angelo St. (03/04/22)
	1	Juliana Robertson vs Ark.-Fort Smith (03/01/22)
	1	Grace Foster vs Ark.-Fort Smith (03/01/22)
Turnovers	4	Laynee Burr vs Ark.-Fort Smith (03/01/22)
	3	Juliana Robertson vs Angelo St. (03/04/22)
	3	Grace Foster vs Ark.-Fort Smith (03/01/22)
Fouls	5	Juliana Robertson vs West Tex. A&M (03/05/22)
	5	Juliana Robertson vs Ark.-Fort Smith (03/01/22)
Minutes	40	Juliana Robertson vs Angelo St. (03/04/22)
	38	Laynee Burr vs West Tex. A&M (03/05/22)
	36	Allie Schulte vs West Tex. A&M (03/05/22)
	36	Allie Schulte vs Ark.-Fort Smith (03/01/22)
	33	Allie Schulte vs Angelo St. (03/04/22)
	33	Ashton Duncan vs Angelo St. (03/04/22)

Lubbock Christian - TEAM GAME HIGHS

POINTS	84	ARK.-FORT SMITH (03/01/22)
	60	vs Angelo St. (03/04/22)
	58	vs West Tex. A&M (03/05/22)
FIELD GOALS MADE	27	ARK.-FORT SMITH (03/01/22)
	20	vs Angelo St. (03/04/22)
FIELD GOAL ATTEMPTS	54	vs West Tex. A&M (03/05/22)
	52	vs Angelo St. (03/04/22)
FIELD GOAL PERCENTAGE	.551 (27-49)	ARK.-FORT SMITH (03/01/22)
	.385 (20-52)	vs Angelo St. (03/04/22)
3 PT FIELD GOALS MADE	11	ARK.-FORT SMITH (03/01/22)
	9	vs Angelo St. (03/04/22)
3 PT FG ATTEMPTS	21	vs Angelo St. (03/04/22)
	21	ARK.-FORT SMITH (03/01/22)
3 PT FG PERCENTAGE	.524 (11-21)	ARK.-FORT SMITH (03/01/22)
	.429 (9-21)	vs Angelo St. (03/04/22)
FREE THROWS MADE	19	ARK.-FORT SMITH (03/01/22)
	17	vs West Tex. A&M (03/05/22)
FREE THROW ATTEMPTS	26	ARK.-FORT SMITH (03/01/22)
	18	vs West Tex. A&M (03/05/22)
FREE THROW PERCENTAGE	.944 (17-18)	vs West Tex. A&M (03/05/22)
	.733 (11-15)	vs Angelo St. (03/04/22)
REBOUNDS	31	ARK.-FORT SMITH (03/01/22)
	31	vs Angelo St. (03/04/22)
ASSISTS	21	ARK.-FORT SMITH (03/01/22)
	12	vs Angelo St. (03/04/22)
STEALS	11	vs Angelo St. (03/04/22)
	11	ARK.-FORT SMITH (03/01/22)
BLOCKED SHOTS	2	vs West Tex. A&M (03/05/22)
	2	ARK.-FORT SMITH (03/01/22)
TURNOVERS	13	vs Angelo St. (03/04/22)
	13	ARK.-FORT SMITH (03/01/22)
FOULS	21	vs West Tex. A&M (03/05/22)
	18	ARK.-FORT SMITH (03/01/22)

RADIO / TV HEADSHOT ROSTER



0 - GRACE FOSTER
So. | 6-1 | FW
Childress, Texas



2 - MACI MADDOX
Jr. | 5-7
Lubbock, Texas



3 - AUDREY ROBERTSON
Jr. | 5-8 | G
Kerrville, Texas



4 - RACHEL HAASE
So. | 5-8 | G
Amarillo, Texas



12 - TAYLOR THOMAS
Fr. | 5-9 | G
Canyon, Texas



15 - SHAYLEE STOVALL
Jr. | 5-6 | G
Idalou, Texas



20 - CARLI BOSTWICK
So. | 5-10 | FW/G
Lubbock, Texas



23 - MARTIE MCCOY
Sr. | 5-11 | FW/G
Muenster, Texas



30 - AUDREY SPURGIN
So. | 6-2 | P
Fredericksburg, Texas



31 - TIA JOHNSON
Fr. | 5-9 | FW/G
Lubbock, Texas



33 - DEJA JOHNSON
Fr. | 5-9 | FW/G
Lubbock, Texas



32 - WHITNEY COX
Sr. | 6-1 | FW
Flower Mound, Texas



40 - REESE SCHUMANN
So. | 6-1 | P
Houston, Texas



STEVE GOMEZ
Head Coach
20th Season



VIC SELF
Assistant Coach
11th Season



KAYCIE WILSON
Assistant Coach
8th Season



JULIO PACHECO
Volunteer Assistant Coach
3rd Season



SERENITY SEILER
Associate Athletic Trainer
5th Season