



# LUBBOCK CHRISTIAN UNIVERSITY

## 2022-23 WOMEN'S BASKETBALL GAME NOTES

MEMBERS OF THE LONE STAR CONFERENCE - SIX NCAA REGION TOURNAMENT APPEARANCES - 2015-16, 18-19 & 20-21 NCAA DIV. II CHAMPIONS

### WOMEN'S BASKETBALL GAME NOTES February 16, 2023

#### LCU LADY CHAPARRALS

**Location** ..... Lubbock, Texas  
**Founded** ..... 1957  
**Enrollment** ..... 2,000  
**Affiliation** ..... NCAA Div. II  
**Conference** ..... Lone Star  
**Nickname** ..... Lady Chaparrals "Lady Chaps"  
**Athletic Director** ..... Scott Larson  
**Sports Information** ..... Chris Due  
**Head Coach** ..... Steve Gomez  
**Career Record (year)** ..... 494-140 / 20th

#### 2022-23 LADY CHAPS SCHEDULE

Date	Opponent	Result
Oct. 29	vs. SAGU (Exhibition)	W 91-57
Nov. 5	vs. No.6 Missouri Southern (k)	L 64-65
Nov. 6	vs. Missouri Western (k)	L 96-101 (ot)
Nov. 11	vs. Colorado Christian	W 85-64
Nov. 12	vs. Colorado State Pueblo	W 76-58
Nov. 21	at Southwestern Oklahoma State	W 73-67
Nov. 26	vs. Oklahoma City (Exhibition)	W 74-65
Nov. 27	vs. Western Colorado	W 51-38
Dec. 1	vs. Oklahoma Christian*	W 88-61
Dec. 3	vs. Arkansas Fort Smith*	W 76-49
Dec. 8	at Texas A&M International*	L 47-60
Dec. 10	at Texas A&M Kingsville*	W 76-61
Dec. 16	vs. No.13 Ga.Southwestern St. (x)	L 59-70
Dec. 17	vs. No.15 Montana St. Billings (x)	W 60-58
Dec. 30	vs. Cameron*	W 85-34
Jan. 1	vs. Midwestern State*	W 74-63
Jan. 5	at UT Permian Basin*	W 73-60
Jan. 7	at Angelo State*	L 51-53
Jan. 12	vs. Eastern New Mexico*	W 77-55
Jan. 14	vs. Western New Mexico*	W 67-50
Jan. 19	at UT Tyler*	L 57-69
Jan. 21	at No.7 Texas Womans*	L 69-75
Jan. 26	at Midwestern State*	W 61-37
Jan. 28	at Cameron*	W 68-56
Feb. 2	vs. No.14 Angelo State*	L 57-60
Feb. 4	vs. UT Permian Basin*	W 70-50
Feb. 9	at Western New Mexico*	W 54-40
Feb. 11	at Eastern New Mexico*	W 66-61
Feb. 16	vs. St. Mary's*	5:30 PM
Feb. 18	vs. St. Edward's*	1:00 PM
Feb. 23	at West Texas A&M*	5:30 PM
Feb. 25	vs. West Texas A&M*	1:00 PM

\* - Lone Star Conference Game Times are Central

k - D2CCA Tip-Off Classic (Kansas City, Mo.)  
 x - Holiday Hoops Classic (Las Vegas, Nev.)



FACEBOOK/LCUCAPS  
 TWITTER: @LCUCAPS  
 INSTAGRAM: @LCUCAPS  
 YOUTUBE: #LCUathletics



#### vs ST. EDWARD'S

Thur. Feb. 16 - 5:30 PM

LONE STAR CONFERENCE GAME >> RIP GRIFFIN CENTER (LUBBOCK, TEXAS)

LIVE SCORING: <http://statb.us/b/431707> RADIO: CHAP RADIO 99.1 FM  
 WATCH ONLINE: <http://www.lcuchaps.com/live> LISTEN ONLINE: <https://bit.ly/3EpUm3A>  
 SEU RECORD: 13-13, 9-9 (LONE STAR) ALL-TIME SERIES: LCU LEADS 16-6  
 SEU: HOME 9-5, ROAD 4-5, NEUTRAL 0-3 LAST MEETING: 1/20/22 vs. SEU (W 64-44)  
 RANKINGS: N/A LAST WIN BY LCU: 1/20/22  
 LAST WIN BY SEU: 3/5/17



GAME  
27

#### vs ST. MARY'S

Sat. Feb. 18 - 5:30 PM

LONE STAR CONFERENCE GAME >> RIP GRIFFIN CENTER (LUBBOCK, TEXAS)

LIVE SCORING: <http://statb.us/b/431708> RADIO: NONE  
 WATCH ONLINE: <http://www.lcuchaps.com/live> LISTEN ONLINE: N/A  
 StMU RECORD: 7-17, 2-10 (LONE STAR) ALL-TIME SERIES: LCU LEADS 20-3  
 StMU: HOME 6-10, ROAD 1-7, NEUTRAL 0-0 LAST MEETING: 1/22/22 vs. StMU (W 72-39)  
 RANKINGS: N/A LAST WIN BY LCU: 1/22/22  
 LAST WIN BY StMU: 1/31/16



GAME  
28

#### OUT (OF) WEST

There are four games remaining on the regular season docket and Lubbock Christian University has three of their remaining four games at home, including a pair of games this week, as they host St. Edward's (Thursday at 5:30 p.m.) and St. Mary's (Saturday at 1 p.m.) for a pair of non-divisional games in the Lone Star Conference. The two games are their final games against East Division teams, which only counts towards their overall and Lone Star Conference record. LCU sits in fourth place in the LSC standings with a 13-5 conference mark. Next week, LCU's final two games are West Division contests, as they have a home-and-home with West Texas A&M. LCU sits atop the West Division standings with a 10-2 divisional record.

season in the process to help keep LCU atop the West Division standings with a 10-2 divisional record.

Maddox was 4-of-6 from the field in the second half and was 3-of-4 from long range. She finished with 14 points to join Audrey Robertson (10 points) and Foster (17 points) in double figures. Foster led LCU from the field and in boards with 10 rebounds. LCU overcame 19 turnovers in the game, as they were fortunate ENMU did not outscore LCU more than the 10-7 advantage they did in points-off-turnovers (ENMU turned it over 11 times).

It was a game of chase that LCU had to hold on. Neither team had more than a 6-0 run. Over the final 35 minutes of the game, LCU never trailed, but they never led by more than eight points.

#### ESCAPING EASTERN

Lubbock Christian University overcame 13 turnovers in the second half with 52% shooting from the field in the half and Maci Maddox supplying 12 of her 14 points in the stanza to help lead the Lady Chaparrals to a 66-61 Lone Star Conference West Division road win over Eastern New Mexico Saturday afternoon at Greyhound Arena. Grace Foster supplied the Lady Chaps with her ninth double-double performance (17 points, 10 rebounds) of the

#### FOSTER X 3

The Lone Star Conference recognized Lubbock Christian University's Grace Foster for a third time this season as the LSC Women's Basketball Offensive Player of the Week.

Grace Foster helped lead LCU to a 2-0 week with road wins at



#### LUBBOCK CHRISTIAN (@LCUCAPS) LADY CHAPARRALS

Record: 18-8, 13-5 Lone Star  
 Last Game: 66-61 W at ENMU  
 Coach: Steve Gomez  
 Gomez vs. SEU: 15-2  
 Gomez vs. StMU: 18-2

#### PROJECTED STARTERS

Pos.	Player	Class	Pts/p	Reb/p
G	Audrey Robertson Jr.		10.9	5.3
G	Shaylee Stovall Jr.		7.8	1.5
G	Maci Maddox Jr.		10.0	3.4
F	Grace Foster So.		15.5	9.1
F	Martie McCoy Fr.		2.5	2.2

#### LCU LEADERS

AVG. POINTS  
15.5 Grace Foster

#### REBOUNDS

9.1 (237) Grace Foster

#### ASSISTS

4.5 (117) Maci Maddox

#### STEALS

2.0 (51) Maci Maddox



#### ST. EDWARD'S (@SEUATHLETICS) HILLTOPPERS

Record: 13-13, 9-9 Lone Star  
 Last Game: 80-76 W vs Okla. Christian  
 Coach: J.J. Riehl  
 Career Record: 145-141  
 SEU Record: 145-141

#### PROJECTED STARTERS

Pos.	Player	Class	Pts/p	Reb/p
G	Lauren Catherman Jr.		10.8	2.7
G	Ronnie Cantu Jr.		6.8	2.8
F	Jayda Ruffus-Milner Gr.		11.2	4.3
F	Morgan Gary Gr.		11.5	7.2
C	Sammie Dufek Gr.		5.0	5.7

#### SEU LEADERS

AVG. POINTS  
11.5 Morgan Gary

#### REBOUNDS

7.2 (186) Morgan Gary

#### ASSISTS

2.1 (55) Ronnie Cantu

#### STEALS

2.1 (55) Lauren Catherman



#### ST. MARY'S (@StMarysRattlers) RATTLERS

Record: 7-17, 3-15 Lone Star  
 Last Game: 44-49 L vs. UAFA  
 Coach: Valerie Huizar  
 Career Record: 48-38  
 StMU Record: 7-17

#### PROJECTED STARTERS

Pos.	Player	Class	Pts/p	Reb/p
G	Teanna Huggins Jr.		7.7	4.5
G	Ariah Powell Jr.		6.0	2.2
F	Natalia Rynag Sr.		6.4	5.2
F	Tonia Bilic Sr.		7.0	3.5
F	Gabby Elliott Fr.		13.1	7.3

#### StMU LEADERS

AVG. POINTS  
13.1 Gabby Elliott

#### REBOUNDS

7.3 (176) Gabby Elliott

#### ASSISTS

2.5 (60) Teanna Huggins

#### STEALS

1.9 (45) Teanna Huggins

## LUBBOCK CHRISTIAN UNIVERSITY WOMEN'S BASKETBALL GAME NOTES

Western New Mexico and Eastern New Mexico, as she led the team in points (20.5) and rebounds (8.5) per game. She posted 24 points at Western New Mexico, with 15 scored in the second half. LCU was able to overcome a halftime deficit with her 15 points, which was more than the entire WNMU team scored in the half (14). Foster followed the performance with her ninth double-double of the season, scoring 17 points and adding 10 rebounds at Eastern New Mexico. The two wins kept the Lady Chaps atop the West Division standings.

The honor is Foster's fourth weekly award of her career and her third of the season. Each of her honors claimed this season have been offensive (last season she claimed a defensive honor). Foster's weekly honor gives LCU four this season, as her three this season are joined by a defensive honor claimed by Reese Schumann on Jan. 16. She is the first player in the LSC this season to claim the honor three times.

### SEASON NOTES AND TRENDS

> Grace Foster is sprinkled throughout the statistical leaderboard in the LSC, as she is tied for second in the LSC in double-doubles (with nine to tie for 36th nationally) and leads in rebounds (237, which is 21st nationally), while ranking second in rebounds per game (9.1, which is 44th nationally). On the offensive side, Foster leads the LSC in free-throw percentage (90.7%, 11th nationally) and fourth in the LSC in scoring (15.5 points per game).

> LCU leads the LSC in three-point shooting with a 33.5% shooting percentage from the perimeter this season, which has them 60th nationally. Opposing teams are shooting 24.8% from three-point range, which defensively places LCU atop the LSC in perimeter defense (fifth nationally). LCU's perimeter defense has held the opposition to a 20.3% three-point shooting percentage (41/202) over the last 12 games played. LCU has a 77-41 advantage in three-point field goals in the span.

> Maci Maddox ranks second in the LSC with 117 assists (22nd nationally) and is fourth with 4.5 assists per game (39th nationally). Defensively, Maddox ranks eighth in the LSC in steals (51) and eighth in steals per game (2.0).

> The Lady Chaps are averaging 37.6 rebounds per game, posting a high of 48 against Cameron (Dec. 30). LCU has not averaged over 40 rebounds in a season since averaging 40.3 during the 2015-16 season. Grace Foster (9.1) and Audrey Robertson (5.3) are each averaging 5.0-or-more rebounds per game. LCU sits third in the LSC in defensive rebounds per game (29.3, 15th nationally) and ninth in overall rebounds per game (37.6).

> LCU has a 381-302 scoring advantage from the line this season against their opposition (however, LCU has been outscored 131-117 from the line on the road). They have at least 20 points scored from the line seven times this season. On the campaign, LCU is shooting 77.4% (381/492) from the line, which leads the LSC and ranks 17th nationally. The Lady Chaps rank 34th nationally and seventh in the LSC in free-throws made per game (14.7). Grace Foster is 98-of-108 (90.7%) from the line this season to lead LCU. Audrey Robertson (71-of-87, 81.6%, fourth in the LSC) and Shaylee Stovall (52-of-64, 81.3%) are each shooting at least 80.0% from the line (of those reaching minimum requirements).

> The Lady Chaps are averaging 68.5 points per contest (averaged 65.9 per game last season), which ranks third in the LSC, and they have a trio of players averaging double figures in points. Grace Foster (15.5), Audrey Robertson (10.9) and Maci Maddox (10.0) lead the average scoring pace for the Lady Chaps.

> Defensively, Lubbock Christian is fifth in the LSC in blocks per game (3.3). Reese Schumann leads LCU in blocks (35), ranking third in the LSC (36th nationally), and Grace Foster ranks 13th in the LSC with 21 blocks. Schumann's average of 1.4 blocks per game ranks third in the LSC.

> LCU's has dominated third quarters this season, as they have a 470-356 scoring advantage in the third quarter this season (average scoring advantage of 18.1 - 13.7). The 18.1 points per third quarter scoring mark leads as their highest single-quarter scoring average of the four quarters this season, and their 13.7 points allowed per third quarter ranks as their second-best defensive quarter of the four quarters this season (allow 13.3 points per quarter in first quarter).

### HOME NUMBERS

The Lady Chaps are 10-1 on the homecourt this season and averaging a margin of 20.4 points outscoring their opposition. Averaging 73.3 points at home, LCU has a trio of players averaging double figures in points. Grace Foster is averaging a double-double with 15.3 points

and 10.7 rebounds per game, while Audrey Robertson (11.2) and Maci Maddox (10.5) complete the threesome of double-figure point producers at home. Maddox is also averaging 4.8 assists and 2.3 steals per game at home. Foster is 46-of-50 (92.0%) from the free-throw line, as LCU is 76.1% from the line at home (as a team) and outscoring opponents 188-120 from the line at home.

### CONFERENCE CALL

Lubbock Christian is 13-5 in Lone Star Conference play and sits alone in fourth place in the LSC (conference standings). A duo of Lady Chaps pace the scoring attack in conference play, as Grace Foster (15.4, which is fourth in the LSC) and Audrey Robertson (10.0) are averaging double figures in scoring in conference contests. Foster is also averaging 8.9 rebounds per game in conference (third in LSC). LCU is averaging 67.6 points per game (third in the LSC) in conference (shooting a LSC-best 43.6% from the field) and they have a 12.3-point (second in LSC) scoring margin (defense leads the LSC holding opponents to 55.2 points per game). Maddox averages 4.7 assists per game (second in the LSC), which helps LCU lead the LSC with a pace of 14.3 per conference game. Their assist/turnover ratio of 0.97 leads the LSC.

### RANKING THINGS

LCU is 1-4 against nationally ranked programs this season, with a Dec. 17 win over No.15 MSU Billings in Las Vegas, Nev. representing their lone win so far against a ranked opponent this season. They fell in their season opener (Nov.5) to No.6 Southern Missouri State and to No.13 Georgia Southwestern State (Dec. 16) in neutral site games before falling at No.7 Texas Woman's (Jan. 21) and at home against No.14 Angelo State (Feb.2). LCU went 6-0 against nationally ranked programs in 2020-21 and 3-2 in 2021-22 against the nations ranked foes (opened 3-0). The Lady Chaps have played five games against nationally ranked programs and eight games against programs either nationally ranked or receiving top-25 votes.

### SPEAKING OF RANKINGS

Wednesday, the NCAA released their first South Central Region rankings (first rankings are listed alphabetically) and Lubbock Christian made the list. Here are the list of 10 teams under current consideration, as eight programs will receive a berth to the NCAA Division II South Central Regionals:

Adams State  
Angelo State  
Black Hills State  
Colorado School of Mines  
Lubbock Christian  
Regis  
Texas A&M Kingsville  
Texas Woman's  
UT Tyler  
West Texas A&M

### SWEET HOME (ON) CHICAGO

On Feb. 2, the NCAA Division II record home win streak came to a close, as LCU fell to Angelo State, which ended the record win streak at 113. The loss was LCU's first at home since Jan. 1, 2015 against Oklahoma City University. LCU, who also had a 7-0 mark in NCAA postseason play in Lubbock in the mix (not including a 4-0 mark in LSC postseason play), had also won 88 consecutive home conference games (their last conference home loss occurred Jan. 10, 2013 against Oklahoma City). They completed a 49-0 all-time mark in Heartland Conference home games (they are 35-1 in LSC home games). LCU also went 11-1 during their 113-game home win streak against nationally ranked programs.

### NCAA DIVISION II'S LONGEST HOME WIN STREAKS

113 - Lubbock Christian Jan. 1, 2015 - Feb. 2, 2023  
87 - Neb. Kearney Jan. 31, 1995-Nov. 24, 2001  
85 - West Tex. A&M Jan. 9, 1987-Dec. 6, 1991

### NCAA DIVISION LONGEST HOME WIN STREAKS BY DIVISION

Division I - 99 - UConn 2006/07 - 2011/12  
Division II - 113 - Lubbock Christian Jan. 1, 2015 - Feb. 2, 2023  
Division III - 121 - Amherst Jan. 31, 2009-Feb. 6, 2016

### FIVE THINGS ABOUT SEU

1 > The Hilltoppers are 13-13 on the season, with a 9-9 record in LSC play (tied for seventh in the conference standings). They are 3-3 against West Division teams this season.

2 > SEU, who is coming off a 12-16 season in 2021-22 (4-12 LSC record, tied for 13th in LSC), was preseason picked 11th in the LSC.  
3 > The 'toppers are 4-5 on the road this season. They have not played a road game in February and have won three of their last four road tilts.

4 > SEU averages 22.1 free-throw attempts per game, which ranks third in the LSC and 17th nationally. They make 15.5 per game, which also ranks 17th nationally. Lauren Catherman ranks 35th nationally with 101 free-throws this season.

5 > Sammie Dufek leads the LSC with 60 blocks (third nationally) with a pace of 2.3 per game (sixth nationally).

### THE SERIES AGAINST SEU

LCU has won 15 of the last 17 meetings, including the last seven, and leads the all-time series at 16-6. Last season (Jan. 20, 2022) LCU defeated SEU 64-44 in Lubbock and was their first meeting since the 2019-20 season. Thursday marks the fourth consecutive regular season meeting between the two programs in Lubbock, where LCU is 9-0 all-time in the series (LCU hasn't played at SEU since Jan. 24, 2019).

## LADY CHAPS HISTORY

NCAA NATIONAL CHAMPIONSHIPS  
2016 2019 2021

NCAA TOURNAMENT APPEARANCES  
2016 2018 2019 2020 2021 2022

NCAA DIV. II SOUTH CENTRAL REGION  
TOURNAMENT CHAMPIONS  
2016 2018 2019 2021

LONE STAR CONFERENCE  
CHAMPIONS  
2020,2021 (Won Tournament) 2021 (Regular Season)

LONE STAR CONFERENCE  
DIVISION CHAMPIONS  
2021 (West)

HEARTLAND CONFERENCE  
2013/2014 First Place  
2014/2015 Regular Season Champions  
2015/2016 Regular Season Champions  
2017/2018 Regular Season Champions  
2018/2019 Regular Season Champions

HEARTLAND CONFERENCE  
TOURNAMENT CHAMPIONS  
2016 2018 2019

SAC CONFERENCE CHAMPIONS  
2006/2007  
2011/2012

SAC TOURNAMENT CHAMPIONS  
2013

NAIA NATIONAL QUALIFIERS  
2004 2009  
2005 2010  
2006 2011  
2007 2012  
2008 2013

NAIA SWEET SIXTEEN FINISH  
2007  
2009

NAIA ELITE EIGHT FINISH  
2008  
2011  
2013

NAIA FAB FOUR SEMIFINALISTS  
2012

NAIA NATIONAL FINALIST  
2006

### ACTIVE LADY CHAP LEADERS VS. SEU

LCU's active career leaders against SEU:  
Grace Foster 1gp, 7.0 pts, 3/4 FG  
Carli Bostwick 1gp, 6.0 pts, 4/4 FT  
Audrey Robertson 1gp, 4 pts, 2/3 FG

### PRIOR MEETING VS. SEU

LUBBOCK, Texas (January 20, 2022) - Lubbock Christian University used a 17-0 run in the first half to jump out early and cruise to a 64-44 Lone Star Conference victory over St. Edward's behind a balanced Lady Chaparrals performance inside Rip Griffin Center.

LCU opened the game on an 8-0 run, with Channing Cunyus scoring half the points in the opening 5:36 of the game. The Hilltoppers missed their opening five shot attempts, but responded from the 8-0 deficit with a 7-0 run by connecting on three consecutive shot attempts. Ashton Duncan ended the SEU run with a three-pointer, which helped ignite a 17-0 run. The first 11 points of the run included additional three-pointers by Cunyus and Allie Schulte and closed out the final 2:21 of the quarter for a 19-7 LCU lead.

The run closed with a 6-0 start to the second quarter, with Laynee Burr capping the sequence with a layup to put LCU up 25-7 1:28 into the quarter. The sequence of scoring streaks momentarily discontinued in the quarter, as the teams started trading baskets. SEU guard and Lubbock native Lauren Catherman scored six consecutive points for the 'Toppers to cut the deficit to 29-15 with 5:08 left in the half. McCall Hampton closed the half hitting consecutive field goals to provide SEU with a 6-0 run to end the half to cut LCU's lead to 33-21.

Cunyus and Schulte each had nine points in the first half. Juliana Robertson also had seven rebounds and four assists for LCU in the half. The Lady Chaps shot 50% in each half and held SEU to 39.1% shooting from the field (27.3%, 3-of-11 in the first quarter).

Burr and Robertson teamed together to spearhead a 16-4

## 22-23 LADY CHAPS IN THE RANKINGS

	D2SIDA	WBCA
Preseason	13	23
Poll 1	18	(no poll)
Poll 2	16	-
Poll 3	RV	-
Poll 4	RV	-
Poll 5	RV	-
Poll 6	-	-
Poll 7	RV	-
Poll 8	RV	-
Poll 9	-	(no poll)
Poll 10	-	-
Poll 11	-	-
Poll 12	-	-
Poll 13	-	-
Poll 14	-	-
Poll 15	-	-
Poll 16	-	-
Poll 17	-	-



## LUBBOCK CHRISTIAN UNIVERSITY WOMEN'S BASKETBALL GAME NOTES

LCU run to open the second half, as they combined for 10 of the 16 points (six by Burr). The surge lasted for a span of 6:40 and provided LCU a 49-25 lead. The Lady Chaps received points from seven different Lady Chaps in the quarter and shot 63.6% (7-of-11) from the field, which led to outscoring the Hilltoppers 21-8 in the quarter for a 54-29 lead through three quarters.

All 11 LCU bench players saw time on the floor in the final quarter, including freshman Rachel Haase, who made her LCU debut (she had been injured to begin the season). Carli Bostwick, scoring a career-high six points, had a reverse layup with 5:07 left to give LCU their largest lead of the game at 60-33. All six of Bostwick's points were LCU's only points of the game's final 5:07.

Cunyus and Schulte co-led LCU with 11 points each. Burr also finished in double figures with 10 points. Robertson had a productively balanced stat-line with eight rebounds, six points, four assists, four steals and four blocks (blocks and steals matched a career high). Schulte and Robertson each had four steals, as LCU produced 13 in the game and forced SEU into 20 turnovers. LCU finished the game 49^ (24/49) from the field.

SEU (9-8, 2-4) was 39.2% (20/51) from the field and went 2-of-17 (11.8%) from long range. Bella Muscorell was the lone Topper in double figures, finishing with 10 points. They were limited to two free-throws in the game, which is the fewest attempts by an LCU opponent since Texas A&M International had two attempts on Mar. 7, 2019 (SEU made both free throws, which marked the fewest points from the line by an LCU opponent since Western New Mexico had two points from the line on Feb. 12, 2021).

### FIVE THINGS ABOUT STMU

- 1 > The Rattlers are 7-17 on the season, with a 3-15 record in LSC play (15th in the conference standings). They are 1-5 against West Division teams this season.
- 2 > SEU, who is coming off a 3-25 season in 2021-22 (2-14 LSC record, 17th in LSC), was preseason picked 15th in the LSC. Head coach Valerie Huizar is in her first season with the Rattlers (as head coach), after returning to StMU from Louisiana (Lafayette, La.).
- 3 > The Rattlers are 1-7 on the road this season. They open the week in Canyon, Texas facing West Texas A&M.
- 4 > StMU ranks sixth in the LSC with 3.1 blocks per game. Gabby Elliott leads the team with 23.
- 5 > Elliott also ranks sixth in the LSC in offensive rebounds per game with a pace of 2.6 per game. Overall, she averages 7.3 rebounds per game (10th in LSC).

### THE SERIES AGAINST STMU

LCU leads the all-times series 20-3 over StMU. The Lady Chaps are 17-2 against the Rattlers since the 2013-14 season and are 11-0 inside Rip Griffin Center. LCU has won 12 straight meetings following their prior meeting (72-39 win in Lubbock on Jan. 22, 2022). The past six consecutive meetings have all been in Lubbock.

### ACTIVE LADY CHAP LEADERS VS. STMU

LCU's active career leaders against StMU:  
Grace Foster 1gp, 8 pts, 4/8 FG  
Reese Schumann 1gp, 4 pts, 2/3 FG  
Maci Maddox 4gp, 3.3 pts p/g, 6/11 FG

### PRIOR MEETING VS. STMU

LUBBOCK, Texas (January 22, 2022) - Ashton Duncan matched a Lubbock Christian University Lady Chaparrals program single-game record in three-pointers, as she connected on eight long-range shots and climbed the LCU record books in the process during a 72-39 victory for the No.10 Lady Chaps over St. Mary's in Lone Star Conference play. The victory inside Rip Griffin Center extended LCU's NCAA Division II leading home win streak to 98 games.

Duncan's eight three pointers matched her career high, while also matching a program single-game record. Bailey Haist first set the bar at eight three-pointers on Jan. 2, 2017 (at Texas A&M International). Duncan tied the record on Dec. 11, 2020 with eight three-pointers against St. Mary's, marking Saturday's performance the third time the feat has been completed by a Lady Chap (Duncan has two of the three performances and has the only ones inside Rip Griffin Center). In addition to the single-game record, the eight three-pointers for Duncan also moved her into third on LCU's career three-point field goals list with 238 in her LCU career. She surpassed Sierra Lovorn (Wilcox), who had 234 three-pointers from 2005-2009.

StMU's leading scorer, Hannah Wilson, opened the game's scoring with a bucket 27 seconds into the contest, but that would be the only lead of the game for the Rattlers and the only points in the game from Wilson. LCU responded with a 9-0 run, with four points of the run tallied by Allie Schulte and Duncan's first three-pointer of the game also in the mix. The Rattlers called a timeout and responded with a 5-0 run. Tonia Bilic connected on a three-pointer for StMU, cutting LCU's lead to 9-7 with 5:42 left in the quarter. The Lady Chaps erupted with a 12-0 run off four consecutive three-point attempts. Duncan had a trio of the three-pointers and finished the quarter with four three-pointers to help LCU take a 25-13 lead.

LCU had another run of three-pointers in the first half during the second quarter. Duncan led off a 9-0 run with a trey before Schulte and Shaylee Stovall followed to put LCU up 36-16 midway through the quarter. The Lady Chaps were scoreless the ensuing two minutes, as a pair of field goals by Michaela Kucera completed a 6-0 StMU run. Stovall and Duncan connected with three-pointers to end the Rattlers run and placed LCU with a 42-22 halftime lead.

Duncan and Stovall each co-led LCU in scoring in the second quarter with six points, and Duncan had 18 points in the half off 6-of-9 shooting from three-point range. She also had four steals in the half. LCU was 10-of-18 (55.6%) from three-point range in the half.

StMU, 3-of-5 in the first half from long range, had two three-pointers in the third quarter, but they stood as the only Rattlers only field goals in the quarter. LCU outscored StMU 17-8 in the quarter. Duncan had two three-pointers in the quarter, with her eighth three-pointer hit with 6:05 left in the quarter, and LCU took a 59-30 lead into the final quarter.

LCU dressed 16 players and all 16 received playing time, as 14 players played in the fourth quarter. Reese Schumann led LCU with six points in the quarter, including a layup with 97 seconds left in the game, which opened a 7-0 LCU run.

## GAME-BY-GAME RESULTS AND HIGHS

Opponent	Date	Score	Points	Rebounds	Assists	Steals	Blocked shots
vs Mo. Southern St.	11/05/22	64-65	16-Grace Foster	11-Grace Foster	4-Audrey Robertson	2-Maci Maddox	2-Reese Schumann
vs Missouri Western	11/06/22	96-101	36-Grace Foster	11-Whitney Cox	6-Maci Maddox	4-Maci Maddox	3-Grace Foster
COLO. CHRISTIAN	11/11/22	85-64	14-Maci Maddox	10-Grace Foster	6-Audrey Robertson	4-Audrey Robertson	5-Reese Schumann
CSU PUEBLO	11/12/22	76-58	25-Grace Foster	11-Grace Foster	4-Maci Maddox	3-Maci Maddox	2-Whitney Cox
at Southwestern Okla.	11/21/22	73-67	22-Grace Foster	16-Grace Foster	7-Maci Maddox	2-Maci Maddox	2-Audrey Robertson
							Reese Schumann
WESTERN COLO.	11/27/22	51-38	13-Maci Maddox	12-Grace Foster	2-Audrey Robertson	4-Maci Maddox	1-Grace Foster
					Maci Maddox		Reese Schumann
OKLA. CHRISTIAN	12/01/22	88-61	19-Maci Maddox	6-Grace Foster	5-Maci Maddox	4-Audrey Robertson	4-Grace Foster
ARK.-FORT SMITH	12/03/22	76-49	14-Grace Foster	8-Grace Foster	5-Maci Maddox	2-Audrey Robertson	1-Reese Schumann
						Maci Maddox	
at Tex. A&M Int'l	12/08/22	47-60	11-Maci Maddox	10-Reese Schumann	3-Maci Maddox	2-Grace Foster	3-Reese Schumann
			Grace Foster			Maci Maddox	
at Tex. A&M-Kingsville	12/10/22	76-61	21-Rachel Haase	14-Grace Foster	9-Maci Maddox	2-Maci Maddox	2-Reese Schumann
			Grace Foster				
vs Ga. Southwestern	12/16/22	59-70	18-Carli Bostwick	9-Reese Schumann	3-Audrey Robertson	1-Audrey Robertson	2-Reese Schumann
					Maci Maddox	Maci Maddox	
vs Mont. St. Billings	12/17/22	60-58	19-Audrey Robertson	8-Maci Maddox	3-Audrey Robertson	1-Carli Bostwick	1-Whitney Cox
					Maci Maddox	Whitney Cox	
						Grace Foster	
						Audrey Robertson	
CAMERON	12/30/22	85-34	14-Rachel Haase	8-Audrey Robertson	4-Maci Maddox	3-Maci Maddox	1-Reese Schumann
					Audrey Robertson		Taylor Thomas
							Audrey Spurgin
MIDWESTERN ST.	01/01/23	74-63	27-Grace Foster	14-Grace Foster	8-Maci Maddox	3-Taylor Thomas	3-Grace Foster
at Tex. Permian Basin	01/05/23	73-60	20-Grace Foster	9-Audrey Robertson	5-Maci Maddox	4-Shaylee Stovall	2-Grace Foster
at Angelo St.	01/07/23	51-53	18-Audrey Robertson	12-Audrey Robertson	3-Maci Maddox	3-Audrey Robertson	1-Martie McCoy
							Audrey Robertson
							Taylor Thomas
							Audrey Spurgin
EASTERN N.M.	01/12/23	77-55	17-Grace Foster	11-Grace Foster	7-Maci Maddox	3-Maci Maddox	4-Reese Schumann
WESTERN N.M.	01/14/23	67-50	14-Grace Foster	13-Grace Foster	5-Maci Maddox	1-Shaylee Stovall	6-Reese Schumann
						Carli Bostwick	
						Martie McCoy	
						Audrey Robertson	
at UT Tyler	01/19/23	57-69	14-Maci Maddox	10-Grace Foster	5-Maci Maddox	3-Audrey Robertson	None
at Texas Woman's	01/21/23	69-75	18-Shaylee Stovall	7-Maci Maddox	5-Maci Maddox	5-Maci Maddox	1-Maci Maddox
							Audrey Spurgin
at Midwestern St.	01/26/23	61-37	12-Grace Foster	5-Audrey Robertson	4-Shaylee Stovall	1-Reese Schumann	2-Whitney Cox
				Grace Foster			Grace Foster
				Martie McCoy			
at Cameron	01/28/23	68-56	23-Grace Foster	8-Audrey Robertson	5-Maci Maddox	1-Shaylee Stovall	1-Reese Schumann
					Audrey Robertson	Maci Maddox	
						Grace Foster	
						Audrey Robertson	
						Rachel Haase	
ANGELO ST.	02/02/23	57-60	21-Grace Foster	17-Grace Foster	3-Grace Foster	2-Audrey Robertson	1-Reese Schumann
					Maci Maddox	Maci Maddox	
TEX. PERMIAN BASIN	02/04/23	70-50	13-Grace Foster	9-Grace Foster	5-Maci Maddox	2-Carli Bostwick	1-Reese Schumann
							Maci Maddox
at Western N.M.	02/09/23	54-40	24-Grace Foster	7-Grace Foster	4-Maci Maddox	2-Martie McCoy	1-Reese Schumann
							Grace Foster
at Eastern N.M.	02/11/23	66-61	17-Grace Foster	10-Grace Foster	5-Audrey Robertson	2-Maci Maddox	2-Audrey Robertson

The Lady Chaps attempted a season-high 31 three-pointers, making 12 of them for a 38.7% mark from outside. Duncan's eight three-pointers led to a 24-point performance and she was two points shy of her career high. She also notched a career-high four steals, helping LCU to their second-highest steals total this season (17). Schulte also had four steals, which added to her 11 points and eight assists (one shy of matching a career high).


LCU's steals total played a part of StMU completing the game with 34 turnovers, which is the highest turnover total by an LCU opponent since Dallas Christian was forced into 35 turnovers on Nov. 4, 2008. Their turnovers (forced) and 16 offensive rebounds led to 70 field goal attempts for LCU (their highest total since 70 in the 2019 NCAA Div. II championship game against Southwestern Oklahoma on Mar. 29, 2019). LCU, holding StMU to 31% (31/42) from the field, had a 28-shot margin in shot attempts (70-42), which is their biggest shot margin since Dec. 31, 2009 in Abilene, Texas against Dallas Christian.

## 2022-2023 LCU ROSTER

No.	Name	Pos.	Ht.	Cl.	Yrs.Left	Hometown School	High School
0	Grace Foster	FW	6-1	So.	3	Childress, Texas	Childress H.S.
2	Maci Maddox	G	5-7	Jr.	3	Lubbock, Texas	Frenship H.S.
3	Audrey Robertson	G	5-8	Jr.	3	Kerrville, Texas	Tivy H.S.
4	Rachel Haase	G	5-8	So.	3	Amarillo, Texas	Amarillo H.S.
12	Taylor Thomas	G	5-9	Fr.	4	Canyon, Texas	Canyon H.S.
15	Shaylee Stovall	G	5-6	Jr.	3	Idalou, Texas	Idalou H.S.
20	Carli Bostwick	FW/G	5-10	So.	3	Lubbock, Texas	Homeschool (Lubbock Titans)
23	Martie McCoy	FW/G	5-11	Fr.	4	Muenster, Texas	Muenster H.S.
30	Audrey Spurgin	P	6-2	So.	3	Fredericksburg, Texas	Fredericksburg H.S.
31	Tia Johnson	FW/G	5-9	Fr.	4	Lubbock, Texas	Brownfield H.S.
33	Deja Johnson	FW/G	5-9	Fr.	4	Lubbock, Texas	Brownfield H.S.
34	Whitney Cox	FW	6-1	Sr.	2	Flower Mound, Texas	Flower Mound H.S.
40	Reese Schumann	P	6-1	So.	3	Houston, Texas	Clear Lake H.S.

Head Coach: Steve Gomez

Assistant Coaches: Vic Self, Kaycie Wilson, Julio Pacheco



## PRONUNCIATIONS

HAASE: haw-SEE (like "Aussie" but add the "H" sound prior)  
 STOVALL: stow-VAHL  
 BOSTWICK: BOSStwick  
 DEJA (Johnson): DAYja  
 SPURGIN: spurJEN  
 SCHUMANN: shewman

## GEO PRONUNCIATIONS

Idalou: EYE-d'LEW  
 Lubbock: Luhbuck  
 Kerrville: K'RRville  
 Muenster: MUHNster  
 Tivy: TY-vee

CHAPS: shhapps (not CH-apps)

## NCAA DIVISION II POLLS



## WBCA DIV.II TOP 25 (2/14/22)

Rank	School	Pts	1st.	Prev.
1	Ashland (25-0)	575	23	1
2	Drury (23-1)	550	0	2
3	Tampa (23-1)	503	0	3
4	Texas Woman's (23-1)	497	0	4
5	Glenville State (22-2)	475	0	5
6	Grand Valley State (22-2)	465	0	6
7	Eckerd (20-3)	427	0	7
8	Western Washington (20-2)	400	0	8
9	Cal State Dominguez Hills (23-1)	391	0	9
10	Nebraska Kearney (24-3)	370	0	11
11	Minnesota Duluth (22-3)	330	0	12
12	Central Missouri (19-3)	300	0	10
13	Minnesota State Mankato (21-3)	282	0	14
14	Cal State San Marcos (19-3)	259	0	15
15	Union, TN (19-3)	232	0	17
16	Thomas Jefferson (22-3)	188	0	19
17	Gannon (23-3)	186	0	20
18	Colorado Mines (19-4)	148	0	12
19	Georgia Southwestern (19-4)	135	0	22
20	Montana State Billings (21-4)	118	0	23
21	Catawba (20-4)	99	0	25
22	Azusa Pacific (20-4)	90	0	16
23	Assumption (20-4)	85	0	18
24	Tuskegee (20-3)	73	0	RV
25	Lee, TN (20-4)	51	0	RV

**Receiving Votes:** Michigan Tech (20-5) 46; Missouri Western State (22-5) 34; Belmont Abbey (19-4) 32; Missouri Southern State (21-5) 20; Angelo State (20-5) 13; West Virginia State (19-4) 11; Augustana, SD (22-4) 10; Nova Southeastern (20-4) 3.

**Dropped Out:** No. 21 Missouri Southern State (21-5); No. 24 Michigan Tech (20-5)



## D2SIDA DIV.II TOP 25 (2/14/22)

Rank	School	Rec	Pts	Prev.
1	Ashland (15)	25-0	375	1
2	Drury	23-1	349	2
3	Texas Woman's	23-1	342	3
4	Tampa	23-1	335	4
5	Cal State Dominguez Hills	23-1	304	5
6	Minnesota Duluth	22-3	295	6
7	Glenville State	22-2	290	7
8	Western Washington	20-2	249	8
9	Grand Valley State	22-2	246	10
10	Nebraska Kearney	24-3	234	11
11	Eckerd	20-3	232	9
12	Jefferson	22-3	223	12
13	Gannon	23-3	198	13
14	Catawba	20-4	171	17
15	Minnesota State	21-3	148	RV
16	Lee	20-4	118	23
17	Texas Tyler	21-4	113	RV
18	Montana State Billings	21-4	106	25
19	Central Missouri	19-3	89	15
20	Colorado School of Mines	19-4	66	14
21	Le Moyne	19-5	60	RV
22	West Virginia State	19-4	55	NR
23	Wingate	18-6	54	RV
24	Union	19-3	45	RV
25	Michigan Tech	20-5	40	20

**RV:** Belmont Abbey 38, Assumption 35, Augustana (S.D.) 20, Cal State San Marcos 13, Angelo State 12, Nova Southeastern 7  
 Tuskegee 6, Georgia Southwestern 4, Southern Nazarene 2



## NCAA SOUTH CENTRAL REGIONAL RANKINGS

Schools (Alphabetical)	vs. D2 rec.	In-Region
Adams State	15-7	15-7
Angelo State	19-5	18-4
Black Hills State	17-6	17-6
Colorado School of Mines	19-4	19-4
Lubbock Christian	18-8	17-5
Regis (Colorado)	18-6	18-6
Texas A&M-Kingsville	14-10	14-8
Texas Woman's University	23-1	23-1
The University of Texas at Tyler	18-4	18-4
West Texas A&M	17-8	15-7



## D2SIDA SOUTH CENTRAL REGION POLL

Rank	School (First-Place Votes)	W-L	Pts.	Prev.
1	Texas Woman's (5)	23-1	59	1
2	Texas Tyler	21-4	49	4
3	Colorado School of Mines (1)	19-4	48	2
4	Angelo State	20-5	37	3
5	Lubbock Christian	18-8	36	6
6	Regis	18-6	33	8
7	West Texas A&M	18-8	22	5
8	Adams State	17-7	16	10
9	Black Hills State	17-6	14	9
10	Texas A&M - Kingsville	14-8	10	7

## WEBSITE &amp; BROADCAST PARTNERS

## ON THE NET - WWW.LCUCHAPS.COM

The official website of LCU Athletics is where you can find everything relating to the LCU basketball teams. Schedules, results, rosters, bios, statistics and game notes can be found there.

## ON THE AIR

Each game will be broadcast on the LSC Digital Network as an option for fans unable to attend. The LSC Digital Network will offer season passes for basketball, giving fans access to all regular-season contests on the network for that sport. In addition, viewers will continue to have the option to purchase a \$10 day pass that provides access to all broadcasts aired that day and access to all archived content for 24 hours.

## 2022-23 LSC Digital Network Rates

24-Hour Day Pass:	\$10.00
Men's and Women's Basketball Season Pass:	\$75.00
Archive Download:	\$10 per broadcast

The LSC Digital Network enters its fourth season in 2022-23, showcasing academic and athletic events from the league, its 17 member institutions and three football affiliates in partnership with BlueFrame powered by Hudl. Fans can watch broadcasts and purchase passes online at [www.lonestarconferencenetwork.com](http://www.lonestarconferencenetwork.com) on computer and mobile devices. Viewers can also tune in to games on the LSC Digital Network via OTT apps available on Apple TV, Amazon Fire TV, Android TV and Roku by searching for "LSC Digital Network."



## HEAD COACH STEVE GOMEZ

AT LCU: 20th Season (494-140)  
OVERALL: 20th Season (494-140)

### PERSONAL

HOMETOWN: Lubbock, Texas  
SPOUSE: Shawna  
CHILDREN: Hayden, Landon

### EDUCATION

Lubbock Christian / 1988

### COACHING EXPERIENCE

Lubbock Cooper High School (7 seasons)  
LCU (20th season)



The 2022-23 season marks Steve Gomez's 20th season at the helm of the Lady Chaps and the 10th season at the NCAA level. He opens the campaign with a 476-132 record, which includes a 22-2 record in NCAA postseason play.

In his first 10 seasons at the helm, as LCU was an NAIA institution, the Lady Chaps made 10 consecutive trips to the NAIA Division I Women's Basketball National Championship Tournament. Coach Gomez's arrival to the LCU women's basketball program certainly changed the foundation of the program. In those 10 seasons, LCU posted a 234-96 record under Gomez in the NAIA.

LCU jumped into NCAA Division II transition in 2013 (membership in 2015) and the winning tradition did not change. LCU went a remarkable 25-1 overall in 2013-2014 and they completed the Heartland Conference with a perfect 20-0 mark for their first perfect conference record in program history. They followed in 2014-2015 claiming Co-Heartland Conference Regular Season title honors after a 15-3 stretch in conference and a 21-7 overall season.

That led to an astounding 2015-2016 season, which was a season that started off with an exhibition game loss at NCAA Div. I No. 1 Connecticut and ended with a perfect 35-0 season in LCU's first season eligible for NCAA postseason. They went 18-0 in Heartland Conference play to capture a regular season title and then a Heartland Conference Tournament title (first season eligible for the tournament). The Lady Chaps went on to capture a South Central Regional Tournament title and eventually their first NCAA Div. II National Title. Gomez claimed WBCA NCAA Div. II National Coach of the Year honors and also spent a portion of the offseason as a court coach at the 2016 USA Basketball Women's U17 World Championship Team Trials in Colorado Springs, Colo.

2016-17 served as a rebuilding year for the Lady Chaps, who returned one starter off the championship squad. Despite the rebuilding, LCU still went 19-11 overall and 12-4 in conference, en route to the Heartland Conference Tournament championship game, which they lost to St. Edward's. They bounced back in 2017-18, claiming another Heartland Conference regular season and tournament title, leading to Gomez receiving Heartland Conference Coach of the Year honors. The Lady Chaps hosted the NCAA Division II South Central Region Tournament for a second time and won the tournament to stamp their second berth towards an NCAA Division II Elite Eight Tournament loss. They lost to eventual national champion Central Missouri at the tournament held in Sioux Falls, S.D., ending their season with a 31-2 record.

The Lady Chaps returned to the Elite Eight Tournament for the third year in a four-year span in the 2018-19 season after claiming a Heartland Conference regular season and tournament title, along with a NCAA Division II South Central Region tournament championship after wins at Colorado Mesa and at home over Angelo State. LCU made an outstanding run towards their second NCAA Division II National Title, defeating Southwestern Oklahoma State in double overtime to claim the trophy. Gomez, who picked up his third Heartland Coach of the Year honor, became the seventh head coach in NCAA Division II women's basketball history to claim multiple titles. He also was named Female Team Coach of the Year at the West Texas Sports Persons of the Year Banquet following the season.

LCU's title defense was rudely interrupted by the COVID Pandemic in 2019-20. LCU was 28-3 and claimed the Lone Star Conference Championship during their first season in the conference. LCU was chosen to host the NCAA Division II South Central Regionals for a third time, but the COVID shutdown halted the remainder of the season less than 24 hours prior to the first tournament game.

COVID went from being a wall to a hurdle in 2020-21, and one the Lady Chaps would be able to jump over. Through many cancellations and unknowns, LCU claimed a Lone Star Conference title and went to Canyon, Texas, where they claimed a NCAA Division II South Central title and a berth to another NCAA Elite Eight Tournament in Columbus, Ohio. It was there, LCU would claim their third national title, with wins over Daemen, Central Missouri and Drury to complete a 23-0 perfect season. They were the first NCAA Division II program to complete two undefeated seasons.

The Lady Chaps were preseason favorites to open the 2021-22 season. LCU surpassed a NCAA Div. II record 100 consecutive home wins during the season, which ended at the South Central Regional with LCU falling in the title game to conclude the season with a 28-7 record. Lubbock Christian closed the 2021-22 season holding a 242-36 record (87.1%) since leaving the NAIA.

In their final two seasons in the NAIA (2011-2012, 2012-2013), LCU set program single-season win records in each of the seasons. The Lady Chaps went 31-4 in 2013-2014, setting a program single-season wins mark (31). The Lady Chaps won their first ever Sooner Athletic Conference Tournament title en route to their final trip to the NAIA National Championship tournament. In 2011-2012, LCU went 28-6 and made their second ever appearance in the Semifinals of the NAIA National Championship Tournament. They lost out to eventual national champions Oklahoma City to mark the second consecutive season in which they lost out to the team who would claim the title. LCU claimed their second Sooner Athletic Conference crown in program history, as they joined Oklahoma City as conference co-champions with a 21-1 record. They handed OCU their only loss of the season.

LCU went 25-10 in 2010-2011 and marched into the Elite Eight for a third time in program history. The Lady Chaps, who finished third in the Sooner Athletic Conference, lost in the NAIA National Championship to eventual national champion Azusa Pacific. LCU went 19-12 in the 2009-2010 season, which included a 13-9 finish in the Sooner Athletic Conference, and had their season come to an end in the National Tournament. The highlight of the season was an exhibition victory inside the United Spirit Arena against Texas Tech University. In 2009-2010, the Lady Chaps finished with a solid 27-7 record and made a trip to the Sweet Sixteen of the National Tournament following a second-place Sooner Athletic Conference season. Gomez chalked up a milestone during the season, becoming the all-time women's basketball wins leader at LCU. They had a memorable 2007-2008 campaign, as the Lady Chaps made another voyage to the NAIA National Tournament. The Lady Chaps completed a 25-10 season, which included a trip to the Elite Eight in the tournament for their second best finish in program history.

In 2006-2007, Gomez led the Lady Chaps to a myriad of firsts in their near-thirty year history. Lubbock Christian never left the top-10 in the NAIA National Poll, and set a school mark for wins in a season with 26, eclipsing the school mark of 23 they set the prior season. In addition, LCU made its fourth consecutive trip to the NAIA National Tournament, finishing in the Sweet Sixteen and most impressively, the Lady Chaps captured a share of the Sooner Athletic Conference regular season championship, becoming the first school from outside of the State of Oklahoma to do so in the thirty-one years since the conference was founded. In 2005-2006, Gomez's Lady Chaps enjoyed what was arguably at the time the best season in school history, as they finished with an overall record of 23-12, and made an unparalleled run at the NAIA National Tournament. Seeded sixth in their eight team bracket in the tournament, Gomez's girls proceeded to oust four of the top six teams in the nation and become the lowest seed ever to reach either the Fab Four or National Championship; appropriately enough, he was named the SAC's Coach of the Year.

In his first season, Gomez's Lady Chaps went 16-14 and finished fifth in the Sooner Athletic Conference. While this might appear to be an average year, big wins for the Lady Chaps and entry into the NAIA National Poll for the first time proved good enough for an at-large bid to the NAIA National Tournament: LCU women's first trip to the big dance. In his second season, the Lady Chaps were able to maintain that level of success. After getting off to the best conference start since joining the Sooner Athletic Conference at 6-2, LCU finished SAC play at 10-8, good enough for another fifth place finish, and for the second season in a row, Coach Gomez guided the Lady Chaps to the NAIA National Tournament.

An LCU graduate, Gomez was a standout perimeter player for Coach John Copeland in the late 1980s, and to this day, he still holds the school record for career free throw percentage at .855. He graduated in 1988 with a Bachelor's of Science Degree in Mathematics and consistently used his degree to teach in the classroom while pursuing coaching on the sidelines. Gomez's career began at Lubbock Monterey High School where he served as an assistant coach in the men's basketball program from 1988 to 1995. In 1996, Gomez accepted the men's basketball head coaching position at Lubbock Cooper High School, where he remained until returning to Lubbock Christian University to take over the reigns of the Lady Chaps in 2003. During his seven seasons at Cooper, the basketball program broke new ground making the playoffs four times, managing the school's first state ranking, and capturing the Pirates only district championship in Gomez's final season. One of the main reasons Coach Gomez is so successful on the court is the support he receives off of it. Steve has been married to his wife Shawna for 31 years, and the couple has two sons: Hayden and Landon. Landon serves on the women's basketball coaching staff at Texas Tech.



## VIC SELF ASSISTANT COACH

Self is a longtime familiar face to basketball among the South Plains. He spent 25 years coaching basketball at Lubbock's Monterey High School and 20 spent as the head coach of the Plainsmen boys' basketball team. Self is no stranger to LCU. The Portales, New Mexico native lettered in basketball and tennis at Lubbock Christian in 1980-1981, after spending two years at Eastern New Mexico University. His first coaching job was as an assistant coach for John Copeland on the Chaps basketball staff. In two decades at Monterey, Self compiled a 416-237 record, four district titles and 13 playoff appearances. Monterey even made a trip to the regional tournament. He rejoins Gomez, but in a reversal of roles. Gomez served as an assistant for Self from 1988-1996. Self resigned from coaching basketball in 2008, but continued to coach boy's golf at Monterey until retiring in 2011. Self has been on staff for all three of LCU's national titles.

ern New Mexico University. His first coaching job was as an assistant coach for John Copeland on the Chaps basketball staff. In two decades at Monterey, Self compiled a 416-237 record, four district titles and 13 playoff appearances. Monterey even made a trip to the regional tournament. He rejoins Gomez, but in a reversal of roles. Gomez served as an assistant for Self from 1988-1996. Self resigned from coaching basketball in 2008, but continued to coach boy's golf at Monterey until retiring in 2011. Self has been on staff for all three of LCU's national titles.



## KAYCIE WILSON - ASSISTANT COACH

Kaycie joined the LCU women's basketball coaching staff in the 2014-15 season as a graduate assistant through the 2015-16 season. She has played an integral role in the coaching staff for all three NCAA national championships. Wilson was named to the Dave Campbell's Texas Basketball Top-40 Coaches Under-40 List in 2021. She spent her senior season (2013-14) playing in the interior of LCU's first season in the Heartland Conference, which went 20-0 in conference for a regular season first place finish. She spent three seasons (09/10 - 11/12) at NCAA Div. I Missouri-Kansas City, where she combined to average 4.9 points and 3.9 rebounds in 87 games. The forward also combined for 44 steals, 95 assists and 34 blocks for UMKC (21 blocks as a sophomore). Boyles was a multiple recipient on The Summit League Winter/Spring Academic All-League Team and the Commissioner's List of Academic Excellence as a distinguished scholar. She is a Lubbock native and a product of Coronado High School, where she was rated the No. 45 best forward in the nation by Collegiate Girls Basketball Report and the No. 55 best player in Texas by Premier Basketball Report. The multi-winning All-State recipient was named the Girls Basketball Player of the Year by the Lubbock Avalanche Journal, as well as the 2009 5A-4A All-South Plains Player of the Year after 17.6 points and 7.9 rebounds a game.





LONE STAR CONFERENCE

## LSC SCHEDULE

## Thursday - February 16, 2023

Cameron at Texas A&amp;M International

UT Tyler at UT Permian Basin

Eastern New Mexico at Oklahoma Christian

St. Edward's at Lubbock Christian

St. Mary's at West Texas A&amp;M

Western New Mexico at UAFS

Midwestern State at Texas A&amp;M-Kingsville

Texas Woman's at Angelo State

## Saturday - February 18, 2023

Cameron at Texas A&amp;M-Kingsville

Midwestern State at Texas A&amp;M International

Eastern New Mexico at UAFS

St. Edward's at West Texas A&amp;M

Texas Woman's at UT Permian Basin

Western New Mexico at Oklahoma Christian

St. Mary's at Lubbock Christian

UT Tyler at Angelo State

## LSC PLAYERS OF THE WEEK

Date	Offensive	Defensive
11/7	Kayley Motsenbacher (WT)	Karley Motsenbacher (WT)
11/14	Sawyer Lloyd (ASU)	Avalon Munoz (UTPB)
11/21	Hollie Stalder (WT)	Sienna Lenz (WT)
11/28	T. McGhee-Pleasant (ASU)	Payton Brown (ASU)
12/5	Madeline Stephens (ASU)	Sawyer Lloyd (ASU)
12/14	Brianna Pena (TAMUK)	Emily Swiercz (TAMU)
12/20	Sadie Moyer (TWU)	Sawyer Lloyd (ASU)
1/3	Grace Foster (LCU)	Sawyer Lloyd (ASU)
1/9	T. McGhee-Pleasant (ASU)	Sawyer Lloyd (ASU)
1/16	Sadie Moyer (TWU)	Reese Schumann (LCU)
1/23	Ashley Ingram (TWU)	Lovisa Hevinder (UTT)
1/30	Grace Foster (LCU)	Georgia Ohiaeri (TAMUK)
2/7	Azia Himeur (WT)	Karley Motsenbacher (WT)
2/14	Grace Foster (LCU)	Ashley Ingram (TWU)

## PRESEASON POLL

School	1st	Total Points
1 West Texas A&M	31	612
2 Lubbock Christian	4	557
3 Texas Woman's	4	538
4 Angelo State		519
5 UT Tyler		479
6 Texas A&M-Kingsville		408
7 Texas A&M International		371
8 Cameron		347
9 Midwestern State		314
10 Eastern New Mexico		233
11 St. Edward's		219
12 UAFS		216
13 UT Permian Basin		172
14 Oklahoma Christian		154
15 St. Mary's		94
16 Western New Mexico		71

## 2022-23 LONE STAR CONFERENCE STANDINGS (1/10/22)

School	Div	DPct.	Conf	CPct.	Overall	Pct.	Streak	Home	Away	Neutral
East Division										
Texas Woman's	12-0	1.000	18-0	1.000	23-1	.958	W21	11-1	9-0	3-0
UT Tyler	10-2	.833	16-2	.889	21-4	.840	W3	10-0	10-3	1-1
Texas A&M-Kingsville	7-5	.583	11-7	.611	14-10	.583	L2	6-4	8-4	0-2
St. Edward's	6-6	.500	9-9	.500	13-13	.500	W2	9-5	4-5	0-3
Oklahoma Christian	5-8	.385	5-14	.263	5-18	.217	L1	3-6	2-11	0-1
Texas A&M International	4-8	.333	5-13	.278	12-14	.462	L5	6-5	6-9	0-0
UAFS	3-10	.231	6-13	.316	8-17	.320	W1	4-6	4-11	0-0
St. Mary's	2-10	.167	3-15	.167	7-17	.292	L3	6-10	1-7	0-0
West Division										
Lubbock Christian	10-2	.833	13-5	.722	18-8	.692	W3	10-1	7-4	1-3
Angelo State	10-3	.769	15-4	.789	20-5	.800	W1	9-1	10-4	1-0
West Texas A&M	8-4	.667	11-7	.611	18-8	.692	L2	10-0	4-8	4-0
Eastern New Mexico	6-6	.500	9-9	.500	12-11	.522	L1	7-6	4-5	1-0
Cameron	6-7	.462	9-10	.474	12-13	.480	W2	9-3	3-10	0-0
Western New Mexico	5-7	.417	6-12	.333	8-14	.364	W1	7-5	1-9	0-0
UT Permian Basin	4-9	.308	8-11	.421	11-14	.440	L1	5-5	5-9	1-0
Midwestern State	1-12	.077	3-16	.158	5-20	.200	L6	4-10	1-10	0-0

## OFFENSIVE RANKINGS

Team	G	W-L	PTS	AVG/G
1 West Texas A&M	26	18-8	1825	70.2
2 Texas Woman's	24	23-1	1678	69.9
3 Lubbock Christian	26	18-8	1780	68.5
4 Angelo State	25	20-5	1705	68.2
5 Texas A&M International	26	12-14	1764	67.8
6 UT Tyler	25	21-4	1675	67.0
7 Midwestern State	25	5-20	1658	66.3
8 UT Permian Basin	25	11-14	1651	66.0
9 Eastern New Mexico	23	12-11	1491	64.8
10 UAFS	25	8-17	1543	61.7
11 St. Edward's	26	13-13	1597	61.4
12 Cameron	25	12-13	1531	61.2
13 Texas A&M-Kingsville	24	14-10	1459	60.8
14 Oklahoma Christian	23	5-18	1395	60.7
15 St. Mary's	24	7-17	1426	59.4
16 Western New Mexico	22	8-14	1268	57.6

## DEFENSIVE RANKINGS

Team	G	W-L	PTS	AVG/G
1 UT Tyler	25	21-4	1450	58.0
2 Texas Woman's	24	23-1	1398	58.3
3 Lubbock Christian	26	18-8	1515	58.3
4 Western New Mexico	22	8-14	1254	58.4
5 Texas A&M-Kingsville	24	14-10	1410	58.8
6 West Texas A&M	26	18-8	1593	61.3
7 Angelo State	25	20-5	1536	61.4
8 Texas A&M International	26	12-14	1604	61.7
9 St. Mary's	24	7-17	1489	62.0
10 Eastern New Mexico	23	12-11	1427	62.0
11 St. Edward's	26	13-13	1624	62.5
12 UT Permian Basin	25	11-14	1595	63.8
13 Oklahoma Christian	23	5-18	1525	66.3
14 Cameron	25	12-13	1668	66.7
15 UAFS	25	8-17	1763	70.5
16 Midwestern State	25	5-20	1873	74.9

## SCORING LEADERS

	GP	Min	FG	3FG	FT	Points	AVG
1 Brown, Raiana (Texas A&M Int'l)	26	816	192	0	107	491	18.9
2 Adrian, Deja (Eastern New Mexico)	19	609	109	22	76	316	16.6
3 McGhee-Pleasant, Tayjanna (Angelo St)	25	774	160	31	56	407	16.3
4 Grace Foster (Lubbock Christian)	26	813	135	35	98	403	15.5
5 Ingram, Ashley (Texas Woman's)	23	601	109	3	126	347	15.1
6 Lloyd, Sawyer (Angelo State)	25	903	142	36	56	376	15.0
7 Moyer, Sadie (Texas Woman's)	24	860	114	41	74	343	14.3
8 Bain, Brooklin (Oklahoma Christian)	23	731	125	8	67	325	14.1
9 Prince, Aaliyah (UAFS)	24	634	133	3	69	338	14.1
10 Stephens, Madeline (Angelo State)	25	818	137	12	53	339	13.6

## REBOUND LEADERS

	GP	OFF	AVG/G	DEF	AVG/G	TOT.	AVG/G
1 Quaadman, Alexis (UT Permian Basin)	25	80	3.2	154	6.2	234	9.4
2 Grace Foster (Lubbock Christian)	26	40	1.5	197	7.6	237	9.1
3 McGhee-Pleasant, Tayjanna (Angelo St)	25	54	2.2	163	6.5	217	8.7
4 Bain, Brooklin (Oklahoma Christian)	23	49	2.1	144	6.3	193	8.4
5 Wilson, Alena (Cameron)	23	67	2.9	126	5.5	193	8.4
6 Withey, Mandy (Midwestern State)	25	61	2.4	138	5.5	199	8.0
7 Stephens, Madeline (Angelo State)	25	61	2.4	135	5.4	196	7.8
8 Lloyd, Sawyer (Angelo State)	25	41	1.6	154	6.2	195	7.8
9 Griggs, Dyanon (Midwestern State)	25	66	2.6	123	4.9	189	7.6
10 Elliott, Gabby (St. Mary's)	24	63	2.6	113	4.7	176	7.3

## STEALS LEADERS

	GP	No.	AVG/G
1 Lloyd, Sawyer (Angelo State)	25	76	3.0
2 King, Katie (Cameron)	25	61	2.4
3 Munoz, Avalon (UT Permian Basin)	25	60	2.4
4 Gutierrez, Montse (UT Tyler)	25	58	2.3
5 Woods, Brielle (Texas Woman's)	23	53	2.3
6 Catherman, Lauren (St. Edward's)	26	55	2.1
7 McGhee-Pleasant, Tayjanna (Angelo St)	25	52	2.1
8 Maci Maddox (Lubbock Christian)	26	51	2.0
9 Swiercz, Emily (Texas A&M Int'l)	23	45	2.0
10 Motschenbacher, Karley (West Tx A&M)	23	44	1.9

## 3FGM LEADERS

	GP	3FGM	AVG/G
1 Hemmeline, Holly (UT Permian Basin)	25	71	2.8
2 Hevinder, Lovisa (UT Tyler)	25	62	2.5
3 Boyett, Hannah (UAFS)	25	58	2.3
4 Hayes, Riley (UAFS)	25	56	2.2
5 Shipley, Ashley (Eastern New Mexico)	21	46	2.2
6 Tschritter, Jayde (Texas A&M-Kingsville)	24	51	2.1
7 Wright, Sydney (Western New Mexico)	22	46	2.1
8 Swiercz, Emily (Texas A&M International)	23	47	2.0
9 Bradley, Kate (Oklahoma Christian)	23	43	1.9
10 Himeur, Azia (West Texas A&M)	26	46	1.8

## FIELD GOAL LEADERS

	GP	FG	FGA	PCT
1 Brown, Raiana (Texas A&M Int'l)	26	192	314	.611
2 Stephens, Madeline (Angelo State)	25	137	271	.506
3 Grace Foster (Lubbock Christian)	26	135	299	.452
4 Prince, Aaliyah (UAFS)	24	133	295	.451
5 McGhee-Pleasant, Tayjanna (Angelo St)	25	160	358	.447
6 Adrian, Deja (Eastern New Mexico)	19	109	247	.441

## ASSIST LEADERS

	GP	No.	AVG/G
1 Lloyd, Sawyer (Angelo State)	25	119	4.8
2 Rivers, Mia (Texas A&M-Kingsville)	24	113	4.7
3 Munoz, Avalon (UT Permian Basin)	25	116	4.6
4 Maci Maddox (Lubbock Christian)	26	117	4.5
5 King, Katie (Cameron)	25	105	4.2
6 Stone, Bella (Eastern New Mexico)	23	81	3.5
7 King, Frances (UT Tyler)	25	81	3.2
8 Audrey Robertson (Lubbock Christian)	26	80	3.1
9 Lay, Kailyn (Cameron)	25	75	3.0
10 Bradley, Kate (Oklahoma Christian)	23	68	3.0

## BLOCKS LEADERS

	GP	No.	AVG/G
1 Dufek, Sammie (St. Edward's)	26	60	2.3
2 Withey, Mandy (Midwestern State)	25	41	1.6
3 Reese Schumann (Lubbock Christian)	26	35	1.3
4 Thabach, Nyalam (West Texas A&M)	24	32	1.3
5 Quaadman, Alexis (UT Permian Basin)	25	31	1.2
6 Williams, Keniah (Angelo State)	23	28	1.2
7 Brundidge, Kayla (UAFS)	25	30	1.2
8 Ray, Shelby (Texas A&M-Kingsville)	22	26	1.2
9 Joynes, Eliza (Western New Mexico)	22	23	1.0
10 Sifaoui, Yasmine (Midwestern State)	25	25	1.0

## 3FG% LEADERS

	GP	3FG	3FGA	PCT
1 Hevinder, Lovisa (UT Tyler)	25	62	156	.397
2 Boyett, Hannah (UAFS)	25	58	154	.377
3 Shipley, Ashley (Eastern N.M.)	21	46	131	.351
4 Tschritter, Jayde (Tx A&M-Kingsville)	24	51	146	.349
5 Swiercz, Emily (Texas A&M Int'l)	23	47	139	.338

## FT% LEADERS

	GP	FT	FTA	PCT
1 Grace Foster (Lubbock Christian)	26	98	108	.907
2 Moyer, Sadie (Texas Woman's)	24	74	87	.851
3 Beck, Edecia (Eastern New Mexico)	20	85	101	.842
4 Audrey Robertson (Lubb. Christian)	26	71	87	.816
5 Whitehead, Destini (UT Tyler)	25	70	87	.805
6 Ingram, Ashley (Texas Woman's)	23	126	157	.803
7 Adrian, Deja (Eastern New Mexico)	19	76	95	.800
8 Catherman, Lauren (St. Edward's)	26	101	128	.789

## WHERE LCU STATISTICALLY RANKS NATIONALLY



Division II



## TEAM

STATISTIC	National Rank	Conference Rank	Value	National Leader	Value	Conference leader	Value
Assist/Turnover Ratio (294 ranked)	67	3	0.92	Ashland	1.40	Tex. A&M-Kingsville	0.95
Assists Per Game (294 ranked)	82	3	13.8	Ashland	20.6	Tex. A&M Int'l	15.3
Blocks Per Game (294 ranked)	68	5	3.3	Kutztown	6.3	Midwestern St.	4.6
Field Goal Percentage (294 ranked)	37	1	43.5	Ashland	53.7	Lubbock Christian	43.5
Field Goal Percentage Defense (294 ranked)	17	2	35.3	Chowan	32.6	Angelo St.	34.7
Fouls Per Game (294 ranked)	74	2	15.5	Academy of Art	10.9	Texas Woman's	14.2
Free Throw Attempts Per Game (294 ranked)	76	7	18.92	Savannah St.	28.23	Midwestern St.	22.76
Free Throw Percentage (294 ranked)	17	1	77.4	Cedarville	82.2	Lubbock Christian	77.4
Free Throws Made Per Game (294 ranked)	34	7	14.65	Savannah St.	19.45	Texas Woman's	17.00
Rebound Margin (294 ranked)	126	9	1.8	Western Wash.	12.3	West Tex. A&M	5.5
Rebounds (Defensive) Per Game (294 ranked)	15	3	29.3	Central Wash.	32.0	West Tex. A&M	29.4
Rebounds (Offensive) Per Game (294 ranked)	276	15	8.2	West Virginia St.	24.8	Eastern N.M.	14.7
Rebounds Per Game (294 ranked)	137	9	37.58	West Virginia St.	52.74	Angelo St.	42.76
Scoring Defense (294 ranked)	44	3	58.3	Assumption	49.6	UT Tyler	58.0
Scoring Margin (294 ranked)	42	2	10.2	Ashland	28.4	Texas Woman's	11.7
Scoring Offense (294 ranked)	94	3	68.5	West Virginia St.	91.7	West Tex. A&M	70.2
Steals Per Game (294 ranked)	244	13	6.5	Minnesota St.	17.5	Tex. Permian Basin	11.9
Three Point Attempts Per Game (294 ranked)	189	9	17.8	Southern Ark.	35.9	Tex. Permian Basin	27.2
Three Point Percentage (294 ranked)	60	1	33.5	Ashland	41.1	Lubbock Christian	33.5
Three Point Percentage Defense (294 ranked)	5	1	24.8	Tuskegee	19.1	Lubbock Christian	24.8
Three Pointers Per Game (294 ranked)	127	9	6.0	Southern Ark.	12.4	West Tex. A&M	7.9
Turnover Margin (294 ranked)	180	11	-0.96	Minnesota St.	12.62	Tex. Permian Basin	5.24
Turnovers Forced Per Game (294 ranked)	245	14	14.08	Glenville St.	27.92	Tex. Permian Basin	21.76
Turnovers Per Game (294 ranked)	84	5	15.0	Northern St.	11.3	Texas Woman's	13.9
Winning Percentage (294 ranked)	67	4	69.2	Ashland	100.0	Texas Woman's	95.8



## INDIVIDUAL

STATISTIC	Player	Nat. Rank	Conf. Rank	Value	National Leader	Value	Conference Leader	Value
Assist/Turnover Ratio (306 ranked)	Maci Maddox	202	8	1.58	Mia Guest, Colo. Christian	5.5	Katie King, Cameron	2.19
Assists (247 ranked)	Maci Maddox	22	2	117	Caitlyn Ross, UVA Wise	197	Sawyer Lloyd, Angelo St.	119
Assists Per Game (248 ranked)	Audrey Robertson	127	8	80	Caitlyn Ross, UVA Wise	7.6	Sawyer Lloyd, Angelo St.	4.8
	Maci Maddox	39	4	4.5				
	Audrey Robertson	198	8	3.1				
Blocks (232 ranked)	Reese Schumann	36	3	35	Hannah Giddey, Southern Nazarene	73	Sammie Dufek, St. Edward's	60
	Grace Foster	135	13	21				
Blocks Per Game (249 ranked)	Reese Schumann	52	3	1.35	Hannah Giddey, Southern Nazarene	3.04	Sammie Dufek, St. Edward's	2.31
	Grace Foster	198	14	0.81				
Double Doubles (49 ranked)	Grace Foster	36	2	9	Jami Tham, Tusculum	23	Alexus Quaadman, Tex. Permian Basin	
10								
Field Goal Attempts (244 ranked)	Grace Foster	126	6	299	Ariel Jones, Shippensburg	508	Sawyer Lloyd, Angelo St.	362
Field Goal Percentage (234 ranked)	Grace Foster	126	3	45.2	Annie Roshak, Ashland	70.1	Raiana Brown, Tex. A&M Int'l	61.1
Field Goals (246 ranked)	Grace Foster	112	5	135	Emilee Weakley, Frostburg St.	210	Raiana Brown, Tex. A&M Int'l	192
Free Throw Attempts (244 ranked)	Grace Foster	111	11	108	Mattison Rayman, Lake Superior St.	203	Ashley Ingram, Texas Woman's	157
Free Throw Percentage (250 ranked)	Grace Foster	11	1	90.7	Kash Ayuso, Palm Beach Atl.	94.1	Grace Foster, Lubbock Christian	90.7
	Audrey Robertson	94	4	81.6				
Free Throws (250 ranked)	Grace Foster	38	5	98	Ariel Jones, Shippensburg	159	Ashley Ingram, Texas Woman's	126
	Audrey Robertson	188	16	71				
Minutes Per Game (250 ranked)	Maci Maddox	34	3	35.76	Halle Herrington, California (PA)	38.78	Sawyer Lloyd, Angelo St.	36.16
Points Per Game (250 ranked)	Grace Foster	124	4	15.5	Emilee Weakley, Frostburg St.	25	Raiana Brown, Tex. A&M Int'l	18.9
Rebounds (250 ranked)	Grace Foster	21	1	237	Samantha Bowman, Central Wash.	355	Grace Foster, Lubbock Christian	237
Rebounds (Defensive) Per Game (250 ranked)	Grace Foster	13	1	7.6	Samantha Bowman, Central Wash.	11.3	Grace Foster, Lubbock Christian	7.6
Rebounds Per Game (247 ranked)	Grace Foster	44	2	9.1	Alisha Wilson, Academy of Art	5.6	Alexus Quaadman, UTPB	3.2
Rebounds (Offensive) Per Game (250 ranked)					Samantha Bowman, Central Wash.	14.8	Alexus Quaadman, UTPB	9.4
Steals (238 ranked)	Maci Maddox	88	8	51	Brittney Cedeno, Dominican (CA)	106	Sawyer Lloyd, Angelo St.	76
Steals Per Game (249 ranked)	Maci Maddox	139	8	1.96	Brittney Cedeno, Dominican (CA)	4.24	Sawyer Lloyd, Angelo St.	3.04
Three Point Attempts (250 ranked)					Holly Hemmeline, Tex. Permian Basin	240	Holly Hemmeline, Tex. Permian Basin	240
Three Point Percentage (128 ranked)					Paige Emborsky, Daemen	61.3	Lovisa Hevinder, UT Tyler	39.7
Three Pointers (245 ranked)					Hannah Belanger, Truman St.	87	Holly Hemmeline, Tex. Permian Basin	71
Three Pointers Per Game (250 ranked)					Nicole Flenbaugh, Cal State LA	3.57	Holly Hemmeline, Tex. Permian Basin	2.84
Triple Doubles (1 ranked)					12 players tied	1	Avalon Munoz, Tex. Permian Basin	1

## Lady Chaps Win The Game of Chase In Portales

LCU's 5-of-8 Shooting In One-Possession-Game Possessions In The Fourth Quarter Helps LCU Hold For The Road Win

## LUBBOCK CHRISTIAN -VS- EASTERN N.M.

# 66

FEB. 11 - PORTALES, N.M.

GREYHOUND ARENA

# 61

Lubbock Christian University overcame 13 turnovers in the second half with 52% shooting from the field in the half and Maci Maddox supplying 12 of her 14 points in the stanza to help lead the Lady Chaparrals to a 66-61 Lone Star Conference West Division road win over Eastern New Mexico Saturday afternoon at Greyhound Arena. Grace Foster supplied the Lady Chaps with her ninth double-double performance (17 points, 10 rebounds) of the season in the process to help keep LCU atop the West Division standings with a 10-2 divisional record.

It was a game of chase that LCU had to hold on. Neither team had more than a 6-0 run. Over the final 35 minutes of the game, LCU never trailed, but they never led by more than eight points.

Ashley Shipley connected with a three-pointer to cap a 5-0 run 3:43 into the contest and ENMU led 5-4, but it would be the lone time ENMU led in the game and they held the lead for 1:43. Martie McCoy drew a foul (made both free-throws) and Shaylee Stovall converted on her only three-pointer of the game to give LCU a 9-5 lead. LCU went the next 3:21 without a field goal, but closed the first quarter with a layup from Audrey Spurgin for a 14-12 lead.

ENMU had two shot attempts to take the lead in the second quarter, but the shots did not fall. LCU never trailed in the quarter despite the game being tied on three occasions in the frame. Foster, who was scoreless in the first quarter, carried the Lady Chaps in the second quarter with eight points. She had four field goals in the quarter, with two of them tallied with the game tied and two made with LCU having a one-possession lead. Her last was scored inside the final minute of the half and was a prelude to a Carli Bostwick shot prior to the horn to give LCU a 28-24 halftime lead.

Foster opened the second half with a layup 30 seconds into the half, but ENMU responded with a 5-0 run to cut LCU's lead to 30-29. Lazurea Saunders launched a three-pointer to give ENMU a lead but it was unsuccessful and LCU had a three-point play at the other end with Foster making a free-throw for a 33-29 advantage. With LCU leading 38-33 with 4:47 left in the quarter, Maddox dialed in for a three-pointer and it started an 8-2 run capped by a Maddox field goal for a 43-35 lead with under three minutes remaining in the quarter. Julieta Ceja hit a three-pointer for ENMU with 1:33 left in the quarter, but 14 seconds later Maddox answered it with a three-pointer. Maddox produced nine points in the third quarter and LCU took a 49-43 lead into the fourth quarter.

ENMU cut the game down to a one-possession game on five occasions in the fourth quarter, but LCU made sure the Greyhounds did not have one shot attempt to take the lead or tie the game. LCU was 5-of-8 from the field on shot attempts while it was a one-possession game. Maddox had one of the biggest near the midway point of the quarter. Shipley drilled a three-pointer to cut the LCU lead to 53-51, but Maddox answered with a three-pointer at the other end less than 30 seconds later. Foster had LCU's final bucket with two minutes remaining, as it put LCU up 60-55. LCU scored their final six points from the free-throw line to complete the regular season sweep of the Greyhounds.

Maddox was 4-of-6 from the field in the second half and was 3-of-4 from long range. She finished with 14 points to join Audrey Robertson (10 points) and Foster (17 points) in double figures. Foster led LCU from the field and in boards with 10 rebounds. LCU overcame 19 turnovers in the game, as they were fortunate ENMU did not outscore LCU more than the 10-7 advantage they did in points-off-turnovers (ENMU turned it over 11 times).

ENMU received a team-leading 15 points in the game from Shipley. They also had 13 points from Edacia Beck and 11 points from Deja Adrian. The Greyhounds launched 28 three-point attempts (matched the most by an LCU opponent this season), connecting on seven of the attempts (25%).

The Greyhounds fell to 12-11 overall and 9-9 in conference with the loss. Their edge in the all-time series slips to 24-20, as LCU has won 16 of the last 19 meetings. They improve to 6-16 all-time against ENMU in Portales.

## TURNING POINT

LCU was 8-of-12 from the field in the third quarter (66.7%). Over a nine-minute stretch in the frame, LCU was 8-of-10 from the field. It was vital, as even with the hot shooting, LCU was unable to extend the lead more than an eight-point margin.

Lubbock Christian 66 • 18-8, 13-5 Lone S																												
#	Player	Total			3-Ptr			Rebounds			PF	TP	A	TO	Blk	Stl	Min											
		FG	FGA	FG%	FG	FGA	FG%	Off	Def	Tot																		
00	Grace Foster	8	16	50.0%	0	3	0.0%	3	7	10	2	17	0	6	0	0	31											
23	Martie McCoy	2	4	50.0%	0	0	0.0%	0	2	2	4	6	1	1	0	1	26											
02	Maci Maddox	5	12	41.7%	3	5	60.0%	1	2	3	1	14	2	3	1	2	40											
03	Audrey Robertson	3	9	33.3%	0	4	0.0%	2	6	8	2	10	5	2	2	0	34											
15	Shaylee Stovall	2	7	28.6%	1	4	25.0%	2	2	4	1	7	3	2	0	1	21											
04	Rachel Haase	0	3	0.0%	0	3	0.0%	0	1	1	0	0	1	0	0	0	10											
20	Carli Bostwick	3	3	100.0%	0	0	0.0%	0	2	2	0	7	1	0	1	1	15											
30	Audrey Spurgin	1	2	50.0%	0	0	0.0%	0	3	3	2	3	0	1	0	0	10											
40	Reese Schumann	0	1	0.0%	0	0	0.0%	1	3	4	4	2	1	3	1	0	13											
Team		4			5			9																				
Totals		24-57			4-19			14-18			13			33			46			66	14	19	5	5	200			
1st - FG %:		4-14			28.6%			2nd: 7-18		38.9%			3rd: 8-12		66.7%			4th: 5-13		38.5%			Game: 24-57		42.1%		Deadball	
3FG %:		1-4			25.0%			0-7		0.0%			2-5		40.0%			1-3		33.3%			4-19		21.1%		Rebounds	
FT %:		5-6			83.3%			0-0		0.0%			1-3		33.3%			3-4		75.0%			14-18		77.8%		2	
Eastern N.M. 61 • 12-11, 9-9 Lone S																												
#	Player	Total			3-Ptr			Rebounds			PF	TP	A	TO	Blk	Stl	Min											
		FG	FGA	FG%	FG	FGA	FG%	Off	Def	Tot																		
00	Edecia Beck	5	11	45.5%	1	3	33.3%	3	2	5	4	13	1	1	0	1	31											
12	Deja Adrian	4	11	36.4%	0	4	0.0%	0	2	2	3	11	2	2	0	2	26											
30	Lazurea Saunders	2	8	25.0%	0	2	0.0%	1	1	2	2	4	1	0	0	1	15											
01	Ashley Shipley	5	11	45.5%	3	7	42.9%	0	3	3	2	15	3	0	0	1	40											
20	Bella Stone	2	9	22.2%	1	5	20.0%	0	4	4	0	5	2	3	1	3	39											
04	Corin Camara	0	4	0.0%	0	3	0.0%	0	0	0	1	0	0	0	0	0	12											
05	Julieta Ceja	2	5	40.0%	2	4	50.0%	0	2	2	3	6	0	1	2	0	17											
24	KIKI Roberts	3	4	75.0%	0	0	0.0%	2	7	9	3	7	0	2	0	0	20											
Team		2			1			3																				
Totals		23-63			7-28			8-12			8			22			30			61	9	11	3	8	200			
1st - FG %:		5-17			29.4%			2nd: 4-11		36.4%			3rd: 7-17		41.2%			4th: 7-18		38.9%			Game: 23-63		36.5%		Deadball	
3FG %:		2-9			22.2%			0-4		0.0%			3-6		50.0%			2-9		22.2%			8-12		66.7%		Rebounds	
FT %:		0-0			0.0%			4-4		100.0%			2-2		100.0%			2-6		33.3%			8-12		66.7%			
Officials: Rebecca Skotero,Destry Dacus,Tony Ramos																												
Technical fouls: Lubbock Christian-None. Eastern N.M.-None.																												
Attendance: 542																												
2022-23 Women's Basketball, Round: 0, Eastern N.M. vs Lubbock Christian, Playe																												
Score by periods																												
	1st	2nd	3rd	4th	Total																							
Lubbock Christian	14	14	21	17	66	Points	In	Off	2nd	Fast																		
Eastern N.M.	12	12	19	18	61	LCU	32	7	15	9	Bench																	
						ENMU	28	10	11	8	13																	
Last FG - LCU 4th-01:59, ENMU 4th-00:03.																												
Largest lead - LCU by 8 3rd-02:42, ENMU by 1 1st-06:17.																												
LCU led for 32:49, ENMU led for 01:17. Game was tied for 05:49.																												
Score tied - 6 times.																												
Lead changed - 2 times.																												





## 2022-23 STATISTICS

RECORD:	OVERALL	HOME	AWAY	NEUTRAL
ALL GAMES	18-8	10-1	7-4	1-3
CONFERENCE	13-5	7-1	6-4	0-0
NON-CONFERENCE	5-3	3-0	1-0	1-3

#	Player	gp-gs	min	avg	Total		3-Point		F-Throw		Rebounds				pf	dq	a	to	blk	stl	pts	avg
					fg-fga	fg%	3fg-fga	3fg%	ft-fa	ft%	off	def	tot	avg								
00	Grace Foster	26-26	813	31.3	135-299	.452	35-96	.365	98-108	.907	40	197	237	9.1	50	1	48	70	21	13	403	15.5
02	Maci Maddox	26-26	930	35.8	103-252	.409	25-71	.352	29-39	.744	10	78	88	3.4	28	0	117	74	4	51	260	10.0
03	Audrey Robertson	26-26	820	31.5	98-214	.458	17-58	.293	71-87	.816	31	107	138	5.3	43	1	80	61	7	35	284	10.9
04	Rachel Haase	24-0	304	12.7	38-108	.352	28-79	.354	5-7	.714	6	18	24	1.0	14	0	22	16	3	6	109	4.5
12	Taylor Thomas	21-0	188	9.0	18-39	.462	1-10	.100	21-23	.913	1	19	20	1.0	26	0	7	20	3	9	58	2.8
15	Shaylee Stovall	26-26	706	27.2	58-140	.414	34-89	.382	52-64	.813	5	33	38	1.5	34	0	28	31	0	15	202	7.8
20	Carli Bostwick	20-2	210	10.5	26-66	.394	6-29	.207	19-29	.655	4	30	34	1.7	15	0	4	12	1	8	77	3.9
23	Martie McCoy	26-9	350	13.5	20-58	.345	6-17	.353	19-25	.760	10	46	56	2.2	51	1	20	16	3	7	65	2.5
30	Audrey Spurgin	22-0	155	7.0	16-46	.348	0-1	.000	21-32	.656	11	19	30	1.4	29	0	4	12	3	2	53	2.4
31	Tia Johnson	9-0	42	4.7	7-19	.368	2-8	.250	1-1	1.000	2	9	11	1.2	9	0	2	2	0	3	17	1.9
33	Deja Johnson	9-0	51	5.7	4-9	.444	1-4	.250	5-6	.833	2	7	9	1.0	3	0	4	2	0	3	14	1.6
34	Whitney Cox	19-14	231	12.2	39-81	.481	0-0	.000	7-16	.438	8	49	57	3.0	32	1	12	14	7	5	85	4.5
40	Reese Schumann	26-1	425	16.3	60-100	.600	0-0	.000	33-55	.600	44	82	126	4.8	70	2	11	41	35	13	153	5.9
Team											40	69	109				20					
Total.....		26	5225		622-1431	.435	155-462	.335	381-492	.774	214	763	977	37.6	404	6	359	391	87	170	1780	68.5
Opponents.....		26	5225		550-1558	.353	113-456	.248	302-419	.721	293	638	931	35.8	445	7	262	366	86	188	1515	58.3

TEAM STATISTICS	LCU	OPP	Date	Opponent	Score	Att.
SCORING	1780	1515	11/05/22	vs Mo. Southern St.	L 64-65	205
Points per game	68.5	58.3	11/06/22	vs Missouri Western	Lot 96-101	113
Scoring margin	+10.2	-	11/11/22	COLO. CHRISTIAN	W 85-64	368
FIELD GOALS-ATT	622-1431	550-1558	11/12/22	CSU PUEBLO	W 76-58	374
Field goal pct	.435	.353	11/21/22	at Southwestern Okla.	W 73-67	374
3 POINT FG-ATT	155-462	113-456	11/27/22	WESTERN COLO.	W 51-38	258
3-point FG pct	.335	.248	* 12/01/22	OKLA. CHRISTIAN	W 88-61	285
3-pt FG made per game	6.0	4.3	* 12/03/22	ARK.-FORT SMITH	W 76-49	402
FREE THROWS-ATT	381-492	302-419	* 12/08/22	at Tex. A&M Int'l	L 47-60	230
Free throw pct	.774	.721	* 12/10/22	at Tex. A&M-Kingsville	W 76-61	202
F-Throws made per game	14.7	11.6	12/16/22	vs Ga. Southwestern	L 59-70	0
REBOUNDS	977	931	12/17/22	vs Mont. St. Billings	W 60-58	0
Rebounds per game	37.6	35.8	* 12/30/22	CAMERON	W 85-34	481
Rebounding margin	+1.8	-	* 01/01/23	MIDWESTERN ST.	W 74-63	347
ASSISTS	359	262	* 01/05/23	at Tex. Permian Basin	W 73-60	128
Assists per game	13.8	10.1	* 01/07/23	at Angelo St.	L 51-53	1112
TURNOVERS	391	366	* 01/12/23	EASTERN N.M.	W 77-55	258
Turnovers per game	15.0	14.1	* 01/14/23	WESTERN N.M.	W 67-50	409
Turnover margin	-1.0	-	* 01/19/23	at UT Tyler	L 57-69	395
Assist/turnover ratio	0.9	0.7	* 01/21/23	at Texas Woman's	L 69-75	401
STEALS	170	188	* 01/26/23	at Midwestern St.	W 61-37	872
Steals per game	6.5	7.2	* 01/28/23	at Cameron	W 68-56	200
BLOCKS	87	86	* 02/02/23	ANGELO ST.	L 57-60	598
Blocks per game	3.3	3.3	* 02/04/23	TEX. PERMIAN BASIN	W 70-50	456
ATTENDANCE	4236	4858	* 02/09/23	at Western N.M.	W 54-40	84
Home games-Avg/Game	11-385	11-413	* 02/11/23	at Eastern N.M.	W 66-61	542
Neutral site-Avg/Game	-	4-80				

\* - Conference game

Score by Periods	1st	2nd	3rd	4th	OT	Totals
Lubbock Christian	413	446	470	439	12	1780
Opponents	345	366	356	431	17	1515

## CONFERENCE STATISTICS

#	Player	Total										3-Point		F-Throw		Rebounds									
		gp-gs	min	avg	fg-fga	fg%	3fg-fga	3fg%	ft-fa	ft%	off	def	tot	avg	pf	dq	a	to	blk	stl	pts	avg			
00	Grace Foster	18-18	553	30.7	96-198	.485	22-68	.324	64-73	.877	25	136	161	8.9	31	1	31	52	15	10	278	15.4			
02	Maci Maddox	18-18	630	35.0	68-169	.402	20-52	.385	19-24	.792	8	50	58	3.2	15	0	84	48	4	32	175	9.7			
03	Audrey Robertson	18-18	552	30.7	65-147	.442	14-43	.326	36-46	.783	16	80	96	5.3	32	1	53	37	5	24	180	10.0			
04	Rachel Haase	18-0	229	12.7	31-86	.360	21-62	.339	3-3	1.000	2	15	17	0.9	11	0	17	8	2	6	86	4.8			
12	Taylor Thomas	13-0	122	9.4	12-24	.500	1-8	.125	15-16	.938	1	10	11	0.8	18	0	5	13	2	6	40	3.1			
15	Shaylee Stovall	18-18	489	27.2	48-106	.453	29-68	.426	28-32	.875	3	27	30	1.7	21	0	20	22	0	13	153	8.5			
20	Carli Bostwick	18-2	168	9.3	19-52	.365	2-22	.091	8-18	.444	4	22	26	1.4	11	0	4	10	1	7	48	2.7			
23	Martie McCoy	18-9	271	15.1	17-49	.347	5-15	.333	16-21	.762	8	32	40	2.2	38	1	19	12	2	7	55	3.1			
30	Audrey Spurgin	15-0	107	7.1	11-33	.333	0-0	.000	15-20	.750	8	16	24	1.6	20	0	3	10	3	1	37	2.5			
31	Tia Johnson	7-0	33	4.7	7-17	.412	2-7	.286	1-1	1.000	1	6	7	1.0	9	0	1	0	0	2	17	2.4			
33	Deja Johnson	8-0	44	5.5	4-8	.500	1-3	.333	1-2	.500	1	7	8	1.0	3	0	4	2	0	2	10	1.3			
34	Whitney Cox	11-6	108	9.8	13-33	.394	0-0	.000	5-12	.417	3	21	24	2.2	15	0	6	9	3	0	31	2.8			
40	Reese Schumann	18-1	294	16.3	41-68	.603	0-0	.000	24-38	.632	30	53	83	4.6	51	2	11	29	22	9	106	5.9			
Team													30	47	77				15						
Total.....		18	3600		432-990	.436	117-348	.336	235-306	.768	140	522	662	36.8	275	5	258	267	59	119	1216	67.6			
Opponents.....		18	3600		361-1046	.345	62-276	.225	210-302	.695	201	442	643	35.7	290	3	167	260	62	125	994	55.2			

## HOME STATISTICS

#	Player	Total					3-Point		F-Throw		Rebounds														
		gp-gs	min	avg	fg-fga	fg%	3fg-fga	3fg%	ft-fa	ft%	off	def	tot	avg	pf	dq	a	to	blk	stl	pts	avg			
00	Grace Foster	11-11	324	29.5	54-110	.491	14-37	.378	46-50	.920	18	100	118	10.7	17	0	27	27	10	7	168	15.3			
02	Maci Maddox	11-11	367	33.4	45-95	.474	9-25	.360	16-20	.800	2	19	21	1.9	4	0	53	23	1	25	115	10.5			
03	Audrey Robertson	11-11	303	27.5	41-86	.477	9-21	.429	32-43	.744	9	35	44	4.0	20	1	32	20	1	19	123	11.2			
04	Rachel Haase	11-0	145	13.2	15-48	.313	12-36	.333	4-6	.667	5	9	14	1.3	6	0	7	12	1	3	46	4.2			
12	Taylor Thomas	10-0	114	11.4	13-30	.433	1-10	.100	10-10	1.000	0	12	12	1.2	12	0	5	9	1	8	37	3.7			
15	Shaylee Stovall	11-11	287	26.1	30-62	.484	14-34	.412	20-23	.870	2	14	16	1.5	8	0	10	12	0	4	94	8.5			
20	Carli Bostwick	8-1	83	10.4	12-34	.353	2-15	.133	4-11	.364	2	15	17	2.1	4	0	2	4	0	6	30	3.8			
23	Martie McCoy	11-2	144	13.1	8-21	.381	4-10	.400	10-13	.769	6	14	20	1.8	19	1	8	10	1	1	30	2.7			
30	Audrey Spurgin	10-0	70	7.0	8-23	.348	0-1	.000	16-24	.667	5	11	16	1.6	14	0	2	3	1	1	32	3.2			
31	Tia Johnson	6-0	31	5.2	5-14	.357	2-7	.286	1-1	1.000	0	8	8	1.3	7	0	1	1	0	3	13	2.2			
33	Deja Johnson	7-0	41	5.9	3-7	.429	1-4	.250	5-6	.833	2	6	8	1.1	3	0	3	2	0	3	12	1.7			
34	Whitney Cox	9-7	91	10.1	15-31	.484	0-0	.000	5-11	.455	2	16	18	2.0	16	0	6	7	2	3	35	3.9			
40	Reese Schumann	11-1	200	18.2	26-44	.591	0-0	.000	19-29	.655	17	38	55	5.0	28	1	3	20	21	8	71	6.5			
Team											18	27	45						11						
Total.....		11	2200		275-605	.455	68-200	.340	188-247	.761	88	324	412	37.5	158	3	159	161	39	91	806	73.3			
Opponents.....		11	2200		211-637	.331	40-170	.235	120-174	.690	131	274	405	36.8	210	4	88	196	30	82	582	52.9			

## AWAY STATISTICS

#	Player	Total										3-Point		F-Throw		Rebounds									
		gp-gs	min	avg	fg-fga	fg%	3fg-fga	3fg%	ft-fa	ft%	off	def	tot	avg	pf	dq	a	to	blk	stl	pts	avg			
00	Grace Foster	11-11	355	32.3	60-129	.465	14-43	.326	40-46	.870	18	74	92	8.4	23	1	14	35	7	4	174	15.8			
02	Maci Maddox	11-11	406	36.9	41-114	.360	14-36	.389	9-15	.600	7	42	49	4.5	14	0	49	36	3	19	105	9.5			
03	Audrey Robertson	11-11	378	34.4	38-92	.413	6-30	.200	23-26	.885	12	59	71	6.5	16	0	36	28	6	12	105	9.5			
04	Rachel Haase	11-0	140	12.7	23-57	.404	16-41	.390	1-1	1.000	1	8	9	0.8	6	0	13	2	2	3	63	5.7			
12	Taylor Thomas	7-0	46	6.6	3-5	.600	0-0	.000	9-10	.900	1	4	5	0.7	11	0	1	7	1	0	15	2.1			
15	Shaylee Stovall	11-11	302	27.5	25-65	.385	18-46	.391	14-19	.737	2	15	17	1.5	16	0	15	15	0	10	82	7.5			
20	Carli Bostwick	10-1	85	8.5	7-18	.389	0-7	.000	4-7	.571	2	7	9	0.9	7	0	2	6	1	1	18	1.8			
23	Martie McCoy	11-7	166	15.1	12-33	.364	2-7	.286	6-8	.750	3	22	25	2.3	24	0	12	5	2	6	32	2.9			
30	Audrey Spurgin	9-0	66	7.3	5-17	.294	0-0	.000	3-4	.750	4	8	12	1.3	12	0	2	8	2	1	13	1.4			
31	Tia Johnson	2-0	8	4.0	2-5	.400	0-1	.000	1-1	.000	1	1	2	1.0	2	0	0	0	0	0	4	2.0			
33	Deja Johnson	2-0	10	5.0	1-2	.500	0-0	.000	0-0	.000	0	1	1	0.5	0	0	1	0	0	0	2	1.0			
34	Whitney Cox	6-3	69	11.5	12-24	.500	0-0	.000	0-3	.000	2	15	17	2.8	8	0	3	5	3	0	24	4.0			
40	Reese Schumann	11-0	169	15.4	24-41	.585	0-0	.000	10-18	.556	20	32	52	4.7	33	1	8	16	10	5	58	5.3			
Team													15	30	45				7						
Total.....		11	2200		253-602	.420	70-211	.332	119-157	.758	88	318	406	36.9	172	2	156	170	37	61	695	63.2			
Opponents.....		11	2200		232-650	.357	46-193	.238	129-179	.721	113	267	380	34.5	162	2	120	130	44	83	639	58.1			

## NEUTRAL SITE STATISTICS

#	Player	Total					3-Point		F-Throw		Rebounds											
		gp-gs	min	avg	fg-fg	fg%	3fg-fg	3fg%	ft-ft	ft%	off	def	tot	avg	pf	dq	a	to	blk	stl	pts	avg
00	Grace Foster	4-4	134	33.5	21-60	.350	7-16	.438	12-12	1.000	4	23	27	6.8	10	0	7	8	4	2	61	15.3
02	Maci Maddox	4-4	157	39.2	17-43	.395	2-10	.200	4-4	1.000	1	17	18	4.5	10	0	15	15	0	7	40	10.0
03	Audrey Robertson	4-4	139	34.8	19-36	.528	2-7	.286	16-18	.889	10	13	23	5.8	7	0	12	13	0	4	56	14.0
04	Rachel Haase	2-0	19	9.5	0-3	.000	0-2	.000	0-0	.000	0	1	1	0.5	2	0	2	2	0	0	0	0.0
12	Taylor Thomas	4-0	28	7.0	2-4	.500	0-0	.000	2-3	.667	0	3	3	0.8	3	0	1	4	1	1	6	1.5
15	Shaylee Stovall	4-4	117	29.3	3-13	.231	2-9	.222	18-22	.818	1	4	5	1.3	10	0	3	4	0	1	26	6.5
20	Carli Bostwick	2-0	42	21.0	7-14	.500	4-7	.571	11-11	1.000	0	8	8	4.0	4	0	0	2	0	1	29	14.5
23	Martie McCoy	4-0	40	10.0	0-4	.000	0-0	.000	3-4	.750	1	10	11	2.8	8	0	0	1	0	0	3	0.8
30	Audrey Spurgin	3-0	19	6.3	3-6	.500	0-0	.000	2-4	.500	2	0	2	0.7	3	0	0	1	0	0	8	2.7
31	Tia Johnson	1-0	3	3.0	0-0	.000	0-0	.000	0-0	.000	1	0	1	1.0	0	0	1	1	0	0	0	0.0
34	Whitney Cox	4-4	71	17.8	12-26	.462	0-0	.000	2-2	1.000	4	18	22	5.5	8	1	3	2	2	2	26	6.5
40	Reese Schumann	4-0	56	14.0	10-15	.667	0-0	.000	4-4	.800	7	12	19	4.8	9	0	0	5	4	0	24	6.0
Team											7	12	19				2					
Total.....		4	825		94-224	.420	17-51	.333	74-88	.841	38	121	159	39.8	74	1	44	60	11	28	279	69.8
Opponents.....		4	825		107-271	.395	27-93	.290	53-66	.803	49	97	146	36.5	73	1	54	40	12	23	294	73.5

## DIVISION GAME STATISTICS

RECORD:	OVERALL	HOME	AWAY	NEUTRAL
ALL GAMES	10-2	5-1	5-1	0-0
CONFERENCE	10-2	5-1	5-1	0-0
NON-CONFERENCE	0-0	0-0	0-0	0-0

##	Player	gp-gs	min	avg	Total		3-Point		F-Throw		Rebounds				pf	dq	a	to	blk	stl	pts	avg
					fg-fga	fg%	3fg-fga	3fg%	ft-fa	ft%	off	def	tot	avg								
00	Grace Foster	12-12	365	30.4	73-142	.514	13-45	.289	49-55	.891	20	91	111	9.3	19	1	19	38	10	6	208	17.3
02	Maci Maddox	12-12	417	34.8	40-98	.408	9-26	.346	14-19	.737	4	29	33	2.8	8	0	52	28	2	17	103	8.6
03	Audrey Robertson	12-12	354	29.5	45-99	.455	12-30	.400	24-30	.800	10	60	70	5.8	17	1	36	23	4	12	126	10.5
04	Rachel Haase	12-0	146	12.2	17-52	.327	13-41	.317	0-0	.000	0	11	11	0.9	5	0	9	5	1	6	47	3.9
12	Taylor Thomas	9-0	95	10.6	9-18	.500	1-6	.167	11-12	.917	1	8	9	1.0	14	0	4	9	2	5	30	3.3
15	Shaylee Stovall	12-12	325	27.1	25-65	.385	17-45	.378	17-19	.895	3	23	26	2.2	14	0	13	15	0	10	84	7.0
20	Carli Bostwick	12-2	118	9.8	15-38	.395	2-14	.143	5-12	.417	4	17	21	1.8	9	0	3	8	1	5	37	3.1
23	Martie McCoy	12-7	211	17.6	14-38	.368	2-9	.222	13-15	.867	6	27	33	2.8	24	1	14	8	2	6	43	3.6
30	Audrey Spurgin	10-0	75	7.5	9-25	.360	0-0	.000	9-12	.750	5	13	18	1.8	13	0	2	6	2	1	27	2.7
31	Tia Johnson	5-0	25	5.0	5-13	.385	1-4	.250	0-0	.000	1	4	5	1.0	7	0	1	0	0	1	11	2.2
33	Deja Johnson	6-0	34	5.7	4-8	.500	1-3	.333	0-0	.000	0	5	5	0.8	0	0	3	2	0	0	9	1.5
34	Whitney Cox	6-2	42	7.0	3-10	.300	0-0	.000	0-0	.000	0	5	5	0.8	4	0	2	4	2	0	6	1.0
40	Reese Schumann	12-1	193	16.1	27-43	.628	0-0	.000	18-28	.643	17	31	48	4.0	35	2	6	18	16	5	72	6.0
Team											22	38	60				11					
Total.....		12	2400		286-649	.441	71-223	.318	160-202	.792	93	362	455	37.9	169	5	164	175	42	74	803	66.9
Opponents.....		12	2400		229-719	.318	39-199	.196	122-176	.693	149	291	440	36.7	191	2	101	168	41	80	619	51.6

## TEAM STATISTICS

	LCU	OPP
SCORING	803	619
Points per game	66.9	51.6
Scoring margin	+15.3	-
FIELD GOALS-ATT	286-649	229-719
Field goal pct	.441	.318
3 POINT FG-ATT	71-223	39-199
3-point FG pct	.318	.196
3-pt FG made per game	5.9	3.3
FREE THROWS-ATT	160-202	122-176
Free throw pct	.792	.693
F-Throws made per game	13.3	10.2
REBOUNDS	455	440
Rebounds per game	37.9	36.7
Rebounding margin	+1.3	-
ASSISTS	164	101
Assists per game	13.7	8.4
TURNOVERS	175	168
Turnovers per game	14.6	14.0
Turnover margin	-0.6	-
Assist/turnover ratio	0.9	0.6
STEALS	74	80
Steals per game	6.2	6.7
BLOCKS	42	41
Blocks per game	3.5	3.4
ATTENDANCE	2549	2938
Home games-Avg/Game	6-425	6-490
Neutral site-Avg/Game	-	0-0

Score by Periods	1st	2nd	3rd	4th	Totals
Lubbock Christian	195	204	202	202	803
Opponents	146	133	163	177	619

Date	Opponent		Score	Att.
* 12/30/22	CAMERON	w	85-34	481
* 01/01/23	MIDWESTERN ST.	w	74-63	347
* 01/05/23	at Tex. Permian Basin	w	73-60	128
* 01/07/23	at Angelo St.	L	51-53	1112
* 01/12/23	EASTERN N.M.	w	77-55	258
* 01/14/23	WESTERN N.M.	w	67-50	409
* 01/26/23	at Midwestern St.	w	61-37	872
* 01/28/23	at Cameron	w	68-56	200
* 02/02/23	ANGELO ST.	L	57-60	598
* 02/04/23	TEX. PERMIAN BASIN	w	70-50	456
* 02/09/23	at Western N.M.	w	54-40	84
* 02/11/23	at Eastern N.M.	w	66-61	542

\* - Conference game



## OPPONENT BREAKDOWN

St. Edward's (13-13, 9-9)



Location: Austin, Texas  
 Enrollment: 5,500  
 Head Coach: J.J. Riehl  
 Assistant Coach: Khiani Clark

## ALL-TIME MEETINGS (LCU leads 16-6)

Date	Winner	Score
11/13/87	St. Edward's (n1)	86-45
2/21/92	St. Edward's (h,s)	107-58
11/22/94	LCU (h)	85-54
11/18/95	St. Edward's (n2)	69-61
12/1/95	St. Edward's (h)	75-53
1/16/14	LCU (a)	81-75 (ot)
1/1/14	LCU (h)	90-66
1/24/15	LCU (a)	73-60
2/19/15	LCU (h)	86-70
1/23/16	LCU (h)	78-62
2/18/16	LCU (a)	95-44
3/6/16	LCU (TC)	75-52
1/19/17	St. Edward's (h)	58-50
2/25/17	LCU (h)	84-80 (ot)
3/15/17	St. Edward's (TC)	52-44
1/18/18	LCU (h)	64-31
2/24/18	LCU (a)	65-52
1/24/19	LCU (a)	66-57
3/2/19	LCU (h)	72-44
3/9/19	LCU (t)	62-46
1/25/20	LCU (h)	72-49
1/20/22	LCU (h)	64-44

h = home team won

a = away team won

n1 = Abilene, Texas (McMurry)

n2 = Brownwood, Texas

t = Heartland Conference Tournament (Tulsa Okla.)

TC = Heartland Conference Tournament

Championship Game (Tulsa, Okla.)

## LCU SERIES HIGHS (Since 2008)

<b>Points:</b>	95	at SEU 2/18/16
<b>Individual Points:</b>	30	Tess Bruffey 2/25/17
<b>Field Goal %:</b>	.642	at SEU 2/18/16
<b>Indiv. FG made:</b>	12	Haley Fowler 1/24/15
<b>Three-pointers:</b>	11	at SEU 2/18/16
<b>Individual "3's":</b>	5	3 tied
<b>Rebounds:</b>	46	vs. SEU 1/25/20
<b>Individual Reb:</b>	16	Allison Szabo 1/19/17
<b>Assists:</b>	22	vs. SEU 3/2/19
<b>Individual Assists:</b>	9	Haley Burton 1/24/15
<b>Blocks:</b>	9	2 times
<b>Individual Blocks:</b>	5	Tess Bruffey (2 times)

## ROSTER

	FULL NAME	POS	HT.	Yr.	HOMETOWN / HIGH SCHOOL
1	Matilda Soric	G	5-10	Jr.	Osijek, Croatia / Sportska Gimnazija
2	Ronnie Cantu	G	5-4	Jr.	Mission, Texas / Veterans Memorial HS
4	Morgan Gary	F	5-9	Gr.	Kent, Wash. / Kentridge HS
10	Rebeka Renczes	G	5-7	So.	Szekezsard, Hungary / Garay Janos HS
11	Jayda Ruffus-Milner	F	5-10	Gr.	North Hills, Calif. / Harvard-Westlake
12	Ainsley Thunell	F	6-0	So.	Erie, Pa. / Villa Maria Academy
13	Sammie Dufek	C	6-0	Gr.	Flower Mound, Texas / Marcus HS
14	Lauren Catherman	G	5-8	Jr.	Lubbock, Texas / Monterey HS
15	Isabel Langenberg	G	6-0	So.	Edmond, Okla. / Memorial HS
24	Dafne Giancesini	F	5-11	Jr.	Reggio Emilia, Italy/Liceo Statale L. Ariosto
31	Mikah Chapman	F	5-10	Fr.	Lubbock, Texas / Frenship High School
33	Bella Muscoreil	C	6-3	Jr.	Tucson, Ariz. / Marana HS

## TEAM STATISTICS

Game Records					Score by Periods						
Record	Overall	Home	Away	Neutral	Team	1st	2nd	3rd	4th	OT	TOT
ALL GAMES	7-17	6-10	1-7	0-0	St. Mary's (TX)	352	354	312	373	35	1426
CONFERENCE	3-15	2-8	1-7	0-0	Opponents	360	386	352	358	33	1489
NON-CONFERENCE	4-2	4-2	0-0	0-0							

## Team Box Score

No.	Player	Total					3-Point		F-Throw		Rebounds		PF		DQ		A		TO		BLK		STL		PTS		AVG	
		GP-GS	MIN	AVG	FG-FGA	FG%	3FG-3FGA	3FG%	FT-FTA	FT%	OFF	DEF	TOT	AVG	PF	DQ	A	TO	BLK	STL	PTS	AVG						
23	ELLIOTT, Gabby	24-13	654:47	27.3	114-239	.477	1-10	.100	85-115	.739	63	113	176	7.3	74	7	9	72	23	19	314	13.1						
11	HUGGINS, Teanna	24-24	674:04	28.1	71-160	.444	0-1	.000	43-67	.642	49	59	108	4.5	47	0	60	69	14	45	185	7.7						
25	BILIC, Tonia	24-21	566:41	23.6	61-179	.341	17-60	.283	30-46	.652	24	60	84	3.5	37	1	37	68	16	24	169	7.0						
5	RYNG, Natalia	24-24	522:29	21.8	58-134	.433	7-21	.333	30-45	.667	44	80	124	5.2	59	1	28	47	8	23	153	6.4						
10	POWELL, Arian	23-6	405:38	17.6	52-150	.347	21-72	.292	13-30	.433	9	41	50	2.2	34	0	27	34	2	18	138	6.0						
22	PHILLIPS, Faith	24-9	470:19	19.6	51-145	.352	10-41	.244	28-45	.622	40	58	98	4.1	33	0	22	25	6	8	140	5.8						
20	PERKINS, Briley	24-10	551:11	23.0	30-117	.256	25-93	.269	26-38	.684	5	26	31	1.3	54	0	12	19	5	15	111	4.6						
1	DUNN, Jaedyn	20-0	228:14	11.4	25-77	.325	9-33	.273	13-20	.650	8	19	27	1.4	33	1	19	20	0	5	72	3.6						
14	FRAZIER, Reyelle	22-13	501:56	22.8	27-75	.360	0-0	.000	5-12	.417	21	46	67	3.0	32	2	32	27	0	32	59	2.7						
21	HUGHES, Bella	15-0	116:06	7.7	13-43	.302	8-29	.276	2-6	.333	4	12	16	1.1	6	0	5	11	0	2	36	2.4						
4	MARTINEZ, Juliett	3-0	19:14	6.4	2-7	.286	2-7	.286	1-2	.500	1	3	4	1.3	1	0	4	2	0	1	7	2.3						
3	BRAXTON-YOUNG, Kayla	19-0	109:52	5.8	7-31	.226	4-15	.267	9-15	.600	2	10	12	0.6	9	0	11	10	0	2	27	1.4						
0	ROBINSON, Alexis	6-0	17:26	2.9	1-3	.333	1-3	.333	3-4	.750	0	1	1	0.2	4	0	0	2	0	1	6	1.0						
2	KUCERA, Michaela	12-0	62:02	5.2	3-15	.200	0-1	.000	3-4	.750	3	15	18	1.5	5	0	1	6	0	3	9	0.8						
Team												46	53	99				14										
Total		24	4900		515-1375	.375	105-386	.272	291-449	.648	319	596	915	38.1	428	12	267	426	74	198	1426	59.4						
Opponents		24	4910		526-1335	.394	135-462	.292	302-432	.699	266	603	869	36.2	438	11	306	428	71	220	1489	62.0						

## 2021-2022 RESULTS

Date	Opponent	Score
11/11/2022	vs Colo. Sch. of Mines	L 45-74
11/12/2022	vs Regis (CO)	L 60-64
11/17/2022	Texas Lutheran	W 68-64
11/19/2022	Huston-Tillotson	W 67-55
11/24/2022	at Hawaii Hilo	L 34-61
11/25/2022	vs Tampa	L 50-68
12/01/2022	Eastern N.M.	L 56-76
12/03/2022	Western N.M.	W 64-57
12/10/2022	at Midwestern St.	Wot 63-56
12/12/2022	at Cameron	L 66-74
12/14/2022	Southwestern (TX)	W 76-34
12/19/2022	Arlington Baptist	W 102-43
12/30/2022	Tex. A&M Int'l	L 54-62
01/01/2023	Tex. A&M-Kingsville	Wot 67-65
01/05/2023	at UT Tyler	L 46-64
01/07/2023	at Texas Woman's	L 53-64
01/12/2023	at Okla. Christian	W 57-46
01/14/2023	at Ark.-Fort Smith	W 78-73
01/19/2023	Tex. Permian Basin	W 61-55
01/21/2023	Angelo St.	L 51-63
01/26/2023	at Tex. A&M-Kingsville	L 39-55
01/28/2023	at Tex. A&M Int'l	W 66-63
02/04/2023	UT Tyler	L 69-71
02/06/2023	Texas Woman's	L 51-70
02/09/2023	Ark.-Fort Smith	W 74-71
02/11/2023	Okla. Christian	W 80-76

## OPPONENT BREAKDOWN

### ST. MARY'S (7-17, 3-15)



Location: San Antonio, Texas  
Enrollment: 3,600  
Head Coach: Valerie Huizar  
Assistant Coach: Liz Boyd

## ALL-TIME MEETINGS (LCU leads 20-3)

Date	Winner	Score
11/14/86	StMU (1)	72-62
11/18/88	LCU (1)	89-74
11/23/91	LCU (2)	76-65
11/22/05	LCU (r)	87-73
1/2/14	LCU (h)	78-59
2/15/14	LCU (r)	78-51
12/20/14	LCU (h)	70-62
2/26/15	StMU (h)	67-59
12/19/15	LCU (r)	77-51
2/25/16	LCU (h)	77-47
3/5/16	LCU (t)	63-42
12/31/16	StMU (h)	55-47
2/4/17	LCU (h)	70-56
3/4/17	LCU (t)	70-51
1/6/18	LCU (h)	76-42
2/1/18	LCU (r)	64-39
1/12/19	LCU (r)	75-42
2/2/19	LCU (h)	73-55
1/23/20	LCU (h)	70-48
12/11/20	LCU (h)	88-52
12/12/20	LCU (h)	67-47
3/2/21	LCU (h,c)	76-52
1/22/21	LCU (h)	72-39

(h) - home team won (r) - road team won  
(1) - Sul Ross Tip-Off Tournament (Alpine, Texas)  
(2) - Nathan's Jewelers Classic (San Angelo, Texas)  
(t) - Heartland Conference Tournament (Tulsa, Okla.)  
(c) - Lone Star Conference Tournament (Lubbock, Texas)

### LCU SERIES HIGHS (Since 2008)

<b>Points:</b>	88	vs. StMU 12/11/20
<b>Individual Points:</b>	28	Maddi Chitsey 1/6/18
<b>Field Goal %:</b>	.612	at StMU 12/19/15
<b>Indiv. FG made:</b>	10	Maddi Chitsey 1/6/18
<b>Three-pointers:</b>	15	vs. StMU 12/11/20
<b>Individual "3's":</b>	8	Ashton Duncan 2 times
<b>Rebounds:</b>	42	vs. StMU 1/6/18
<b>Individual Reb:</b>	14	Kellyn Schneider 12/19/15
<b>Assists:</b>	30	vs. StMU 12/11/20
<b>Individual Assists:</b>	9	2 times
<b>Blocks:</b>	12	vs. StMU 12/11/20
<b>Individual Blocks:</b>	10	Tess Bruffey 2/4/17

## ROSTER

#	Name	Pos.	Ht.	Cl.	Exp.	Hometown (Previous School)
0	Alexis Robinson	G	5-3	Fr.	RS	Brownsville, Texas (Jubilee Brownsville HS)
1	Jaedyn Dunn	G	5-6	Jr.	TR	Houston, Texas (Fisk U./George Ranch HS)
2	Michaela Kucera	F	6-3	Jr.	1V	Schwäbisch Hall, Germany (Midland College/Theo-Koch-Schule)
3	Kayla Braxton-Young	G	5-7	Sr.	TR	Philadelphia, Pa. (Labette CC/Hodgson Vo-Tech HS)
4	Juliett Martinez	G	5-4	Jr.	2V	San Antonio (Reagan HS)
5	Natalia Ryng	F	5-10	Sr.	2V	Gdynia, Poland (Wichita State/SMS Pzkosz Lomianki)
10	Ariah Powell	G	5-6	Jr.	TR	Detroit, Mich. (Texas A&M-Corpus Christi/Cass Technical HS)
11	Teanna Huggins	G	5-6	Jr.	JC	San Antonio (Midland JC/Judson HS)
14	Reyelle Frazier	G/F	5-10	Jr.	JC	Tacoma, Wash. (Central Arizona JC/Bellerme Prep)
20	Briley Perkins	G	5-9	Sr.	3V	Houston (Langham Creek HS)
21	Bella Hughes	G/F	5-11	Jr.	2V	Argyle, Texas (Liberty Christian HS)
22	Faith Phillips	F	5-11	So.	1V	San Marcos, Texas (San Marcos HS)
23	Gabby Elliott	F	6-1	Fr.	HS	San Antonio (Smithson Valley HS)
25	Tonia Bilić	F	6-0	Sr.	3V	Zagreb, Croatia (XVI Gimnazija)

## TEAM STATISTICS

### Game Records

Record	Overall	Home	Away	Neutral
ALL GAMES	7-17	6-10	1-7	0-0
CONFERENCE	3-15	2-8	1-7	0-0
NON-CONFERENCE	4-2	4-2	0-0	0-0

### Score by Periods

Team	1st	2nd	3rd	4th	OT	TOT
St. Mary's (TX)	352	354	312	373	35	1426
Opponents	360	386	352	358	33	1489

### Team Box Score

Team		Total				3-Point		F-Throw		Rebounds			PF			DQ			A			TO			BLK			STL			PTS			AVG		
No.	Player	GP-GS	MIN	AVG	FG-FGA	FG%	3FG-3FGA	3FG%	FT-FTA	FT%	OFF	DEF	TOT	AVG	PF	DQ	A	TO	BLK	STL	PTS	AVG														
23	ELLIOTT, Gabby	24-13	65:47	27.3	114-239	.477	1-10	.100	85-115	.739	63	113	176	7.3	74	7	9	72	23	19	314	13.1														
11	HUGGINS, Teanna	24-24	67:04	28.1	71-160	.444	0-1	.000	43-67	.642	49	59	108	4.5	47	0	60	69	14	45	185	7.7														
25	BILIC, Tonia	24-21	56:41	23.6	61-179	.341	17-60	.283	30-46	.652	24	60	84	3.5	37	1	37	68	16	24	169	7.0														
5	RYNG, Natalia	24-24	52:29	21.8	58-134	.433	7-21	.333	30-45	.667	44	80	124	5.2	59	1	28	47	8	23	153	6.4														
10	POWELL, Ariah	23-6	40:58	17.6	52-150	.347	21-72	.292	13-30	.433	9	41	50	2.2	34	0	27	34	2	18	138	6.0														
22	PHILLIPS, Faith	24-9	47:01	19.6	51-145	.352	10-41	.244	28-45	.622	40	58	98	4.1	33	0	22	25	6	8	140	5.8														
20	PERKINS, Briley	24-10	55:11	23.0	30-117	.256	25-93	.269	26-38	.684	5	26	31	1.3	54	0	12	19	5	15	111	4.6														
1	DUNN, Jaedyn	20-0	22:81	11.4	25-77	.325	9-33	.273	13-20	.650	8	19	27	1.4	33	1	19	20	0	5	72	3.6														
14	FRAZIER, Reyelle	22-13	50:56	22.8	27-75	.360	0-0	.000	5-12	.417	21	46	67	3.0	32	2	32	27	0	32	59	2.7														
21	HUGHES, Bella	15-0	11:06	7.7	13-43	.302	8-29	.276	2-6	.333	4	12	16	1.1	6	0	5	11	0	2	36	2.4														
4	MARTINEZ, Juliett	3-0	19:14	6.4	2-7	.286	2-7	.286	1-2	.500	1	3	4	1.3	1	0	4	2	0	1	7	2.3														
3	BRAXTON-YOUNG, Kayla	19-0	109:52	5.8	7-31	.226	4-15	.267	9-15	.600	2	10	12	0.6	9	0	11	10	0	2	27	1.4														
0	ROBINSON, Alexis	6-0	17:26	2.9	1-3	.333	1-3	.333	3-4	.750	0	1	1	0.2	4	0	0	2	0	1	6	1.0														
2	KUCERA, Michaela	12-0	62:02	5.2	3-15	.200	0-1	.000	3-4	.750	3	15	18	1.5	5	0	1	6	0	3	9	0.8														
Team											46	53	99						14																	
Total		24	4900		515-1375	.375	105-386	.272	291-449	.648	319	596	915	38.1	428	12	267	426	74	198	1426	59.4														
Opponents		24	4910		526-1335	.394	135-462	.292	302-432	.699	266	603	869	36.2	438	11	306	428	71	220	1489	62.0														

## 2022-2023 RESULTS

Date	Opponent	Score
11/11/2022	Regis (CO)	W 77-74
11/12/2022	Colo. Sch. of Mines	L 45-86
11/17/2022	Our Lady of the Lake	W 67-52
11/19/2022	Dallas Christian	W 62-60
11/22/2022	North American	W 84-21
12/01/2022	Western N.M.	Wot2 76-73
12/03/2022	Eastern N.M.	L 65-72
12/10/2022	at Cameron	L 60-62
12/12/2022	at Midwestern St.	Lot2 81-82
12/17/2022	Schreiner	L 62-66
12/30/2022	Tex. A&M-Kingsville	L 53-60
01/01/2023	Tex. A&M Int'l	L 59-62
01/05/2023	at Texas Woman's	L 53-83
01/07/2023	at UT Tyler	L 40-42
01/12/2023	at Ark.-Fort Smith	W 75-56
01/14/2023	at Okla. Christian	L 50-71
01/19/2023	Angelo St.	L 55-56
01/21/2023	Tex. Permian Basin	L 60-74
01/26/2023	at Tex. A&M Int'l	L 58-72
01/28/2023	at Tex. A&M-Kingsville	L 42-50
02/02/2023	UT Tyler	W 58-54
02/04/2023	Texas Woman's	L 45-52
02/09/2023	Okla. Christian	L 55-60
02/11/2023	Ark.-Fort Smith	L 44-49

# LUBBOCK CHRISTIAN UNIVERSITY WOMEN'S BASKETBALL GAME NOTES

## LCU RECORD WHEN...

At home .....	10-1
On the road .....	7-4
Neutral site.....	1-3
Lone Star Conference .....	13-5

Monday .....	1-0
Tuesday.....	0-0
Wednesday .....	0-0
Thursday .....	5-3
Friday.....	2-1
Saturday.....	8-3
Sunday .....	2-1

Against ranked opponents.....	1-3
Top 5 opponents .....	0-0
Top 10 opponents .....	0-2

### Scoring

70-plus points .....	11-1
60-69 points .....	5-2
50-59 points .....	2-4
49 or less points.....	0-1

### Allowing

70-plus points .....	0-3
60-69 points .....	7-4
50-59 points .....	6-1
49 or less points.....	5-0

### Shooting

50% or better .....	5-0
40-49% .....	12-4
30-39% .....	1-3
29.9% or less .....	0-1

### Opponents Shooting

50% or better .....	0-1
40-49% .....	1-3
30-39% .....	12-4
29.9% or less .....	5-0

### Percentages From The Field

Out-shooting the opponent .....	18-3
Opponents out-shoot LCU .....	0-5
Tied .....	0-0

### Rebounding

Out-rebound an opponent.....	8-5
Opponent out-rebounds LCU .....	9-2
Tied .....	1-1

### Turnovers

Commit 15 or less turnovers .....	11-3
Commit more than 15 turnovers.....	7-5
Force 15 or less turnovers.....	9-7
Force more than 15 .....	9-1

### Misc.

When Leading after the 1st Quarter.....	14-2
When Tied after the 1st Quarter.....	2-0
When Trailing after the 1st Quarter.....	2-6

When Leading at halftime .....	15-2
When Tied at halftime .....	0-0
When Trailing at halftime .....	3-6

When Leading after the 3rd Quarter .....	18-3
When Tied after the 3rd Quarter .....	0-1
When Trailing after the 3rd Quarter .....	0-4
Overtime .....	0-1

## Lubbock Christian Team Game-by-Game Comparison (as of Feb 15, 2023)

### All games

Opponent	1st	2nd	Score	Mar	Total FG	FG Pct	3-Pointers	3FG Pct	Free Throws	FT Pct	Rebounds	Assist	T/Over	Block	Steal	Fouls	
Mo. Southern St.	33/35	31/30	64-65	(1)	22-57/25-76	.386/.329	3-9/5-27	.333/.185	17-23/10-12	.739/.833	46/46	-	13/15	14/8	4/4	4/5	14/20
Missouri Western	33/39	51/45	96-101	(5)	31-63/36-75	.492/.480	5-11/9-28	.455/.321	29-33/20-26	.879/.769	39/32	+7	11/15	18/13	4/4	8/11	23/26
COLO. CHRISTIAN	47/33	38/31	85-64	+21	26-59/25-71	.441/.352	7-20/5-25	.350/.200	26-32/9-12	.813/.750	38/45	(7)	16/8	14/22	5/5	13/14	13/22
CSU PUEBLO	40/28	36/30	76-58	+18	24-47/19-55	.511/.345	6-10/7-26	.600/.269	22-30/13-17	.733/.765	39/27	+12	14/10	22/16	3/3	7/11	16/23
Southwestern Okla.	36/43	37/24	73-67	+6	30-62/26-69	.484/.377	5-19/9-26	.263/.346	8-14/6-8	.571/.750	45/33	+12	21/16	16/8	7/1	4/8	11/16
WESTERN COLO.	24/25	27/13	51-38	+13	16-49/12-46	.327/.261	3-14/3-10	.214/.300	16-22/11-14	.727/.786	34/37	(3)	6/7	12/20	2/3	9/7	15/21
OKLA. CHRISTIAN	42/31	46/30	88-61	+27	29-62/18-44	.468/.409	7-17/3-8	.412/.375	23-34/22-40	.676/.550	36/38	(2)	15/12	10/25	5/1	14/4	24/25
ARK.-FORT SMITH	31/28	45/21	76-49	+27	25-59/20-55	.424/.364	6-22/2-13	.273/.154	20-27/7-11	.741/.636	36/39	(3)	16/6	12/20	1/0	7/6	11/23
Tex. A&M Int'l	19/23	28/37	47-60	(13)	18-56/19-57	.321/.333	5-21/5-11	.238/.455	6-12/17-22	.500/.773	31/38	(7)	10/13	22/18	6/7	7/11	16/15
Tex. A&M-Kingsville	37/26	39/35	76-61	+15	30-56/26-66	.536/.394	7-15/6-20	.467/.300	9-12/3-8	.750/.375	38/30	+8	22/12	11/6	3/3	2/9	13/9
Ga. Southwestern	28/36	31/34	59-70	(11)	19-51/27-64	.373/.422	6-19/7-21	.316/.333	15-17/9-13	.882/.692	41/32	+9	11/15	17/8	2/2	2/7	16/16
Mont. St. Billings	32/29	28/29	60-58	+2	22-53/19-56	.415/.339	3-12/6-17	.250/.353	13-15/14-15	.867/.933	33/36	(3)	9/9	11/11	1/2	4/0	21/11
CAMERON	54/14	31/20	85-34	+51	31-66/14-56	.470/.250	11-29/3-16	.379/.188	12-14/3-5	.857/.600	48/33	+15	19/3	15/23	3/4	10/6	8/14
MIDWESTERN ST.	35/26	39/37	74-63	+11	23-54/22-64	.426/.344	4-16/2-6	.250/.333	24-32/17-21	.750/.810	39/40	(1)	13/9	19/21	4/2	9/9	22/23
Tex. Permian Basin	35/27	38/33	73-60	+13	23-46/20-65	.500/.308	6-17/3-25	.353/.120	21-26/17-26	.808/.654	36/41	(5)	11/5	21/18	2/0	8/12	24/25
Angelo St.	28/23	23/30	51-53	(2)	18-61/21-60	.295/.350	6-20/2-11	.300/.182	9-11/9-13	.818/.692	41/42	(1)	7/10	17/15	4/6	8/11	14/14
EASTERN N.M.	35/30	42/25	77-55	+22	29-48/18-61	.604/.295	9-20/3-24	.450/.125	10-14/16-17	.714/.941	31/34	(3)	19/7	18/14	5/0	7/10	14/14
WESTERN N.M.	24/19	43/31	67-50	+17	25-60/21-68	.417/.309	4-18/2-10	.222/.200	13-15/6-9	.867/.667	43/43	-	12/6	9/10	8/4	4/3	10/14
UT Tyler	34/22	23/47	57-69	(12)	20-50/22-53	.400/.415	11-30/5-16	.367/.313	6-6/20-26	1000/.769	37/30	+7	14/10	25/12	0/2	6/11	21/14
Texas Woman's	24/34	45/41	69-75	(6)	24-58/27-52	.414/.519	10-20/2-9	.500/.222	11-13/19-19	.846/1000	29/28	+1	17/13	12/11	2/8	9/4	21/13
Midwestern St.	28/18	33/19	61-37	+24	22-54/11-54	.407/.204	4-14/1-14	.286/.071	13-18/14-23	.722/.609	43/38	+5	15/4	10/8	5/7	1/4	17/16
Cameron	40/30	28/26	68-56	+12	24-54/21-55	.444/.382	9-22/5-20	.409/.250	11-14/9-14	.786/.643	33/34	(1)	15/17	7/7	1/4	5/3	8/10
ANGELO ST.	26/28	31/32	57-60	(3)	22-54/22-57	.407/.386	2-14/4-11	.143/.364	11-15/12-20	.733/.600	35/38	(3)	10/8	14/11	1/5	4/5	15/18
TEX. PERMIAN BASIN	41/14	29/36	70-50	+20	25-47/20-60	.532/.333	9-20/6-21	.450/.286	11-12/4-8	.917/.500	33/31	+2	19/12	16/14	2/3	7/7	10/13
Western N.M.	25/26	29/14	54-40	+14	20-48/16-56	.417/.286	3-14/1-13	.214/.077	11-13/7-8	.846/.875	27/36	(9)	10/11	10/16	2/3	6/2	11/12
Eastern N.M.	28/24	38/37	66-61	+5	24-57/23-63	.421/.365	4-19/7-28	.211/.250	14-18/8-12	.778/.667	46/30	+16	14/9	19/11	5/3	5/8	16/18

Note: Game totals are displayed in the format TEAM/OPPONENT for each category



**LUBBOCK CHRISTIAN UNIVERSITY WOMEN'S BASKETBALL GAME NOTES**

Lubbock Christian Points-Rebounds-Assists (as of Feb 15, 2023)

**All games**

Opponent	Date	Score		00 FOSTER, GRA	02 MADDOX, MAC	03 ROBERTSON,	04 HAASE, RACH	12 THOMAS, TAY	15 STOVALL, SH	20 BOSTWICK, C
vs Mo. Southern St.	11/05/22	64-65	L	16-11-2	8-4-3	7-10-4	DNP	1-1-1	14-2-1	DNP
vs Missouri Western	11/06/22	96-101	L	36-6-1	13-2-6	15-5-2	DNP	5-1-0	6-1-1	DNP
COLO. CHRISTIAN	11/11/22	85-64	W	8-10-0	14-3-5	12-3-6	10-2-1	6-1-1	5-1-2	DNP
CSU PUEBLO	11/12/22	76-58	W	25-11-3	14-1-4	14-3-2	4-4-1	2-2-0	8-1-2	DNP
at Southwestern Okla.	11/21/22	73-67	W	22-16-6	4-7-7	11-6-5	9-0-1	2-1-0	3-0-1	DNP
WESTERN COLO.	11/27/22	51-38	W	9-12-1	13-1-2	11-7-2	0-0-0	2-2-0	7-1-0	DNP
OKLA. CHRISTIAN	12/01/22	88-61	W	8-6-2	19-3-5	7-4-2	0-3-2	8-2-0	16-0-0	5-3-0
ARK.-FORT SMITH	12/03/22	76-49	W	14-8-3	8-2-5	13-3-3	5-1-0	0-0-1	12-0-1	0-1-1
at Tex. A&M Int'l	12/08/22	47-60	L	11-8-1	11-4-3	6-2-2	0-0-0	2-0-0	9-0-1	0-0-0
at Tex. A&M-Kingsville	12/10/22	76-61	W	21-14-3	9-7-9	6-4-5	21-0-0	DNP	1-1-1	2-1-0
vs Ga. Southwestern	12/16/22	59-70	L	4-4-2	6-4-3	15-6-3	0-1-1	0-0-0	5-0-1	18-6-0
vs Mont. St. Billings	12/17/22	60-58	W	5-6-2	13-8-3	19-2-3	0-0-1	0-1-0	1-2-0	11-2-0
CAMERON	12/30/22	85-34	W	12-7-2	11-3-4	11-8-4	14-0-0	2-2-1	10-2-0	7-2-1
MIDWESTERN ST.	01/01/23	74-63	W	27-14-4	12-3-8	11-3-0	0-0-0	6-3-0	13-2-1	0-1-0
at Tex. Permian Basin	01/05/23	73-60	W	20-7-0	13-1-5	18-9-3	3-1-0	6-1-0	2-4-0	0-1-0
at Angelo St.	01/07/23	51-53	L	8-7-0	4-7-3	18-12-1	0-1-1	0-0-0	12-2-0	3-0-0
EASTERN N.M.	01/12/23	77-55	W	17-11-3	9-1-7	12-4-4	5-1-1	0-0-0	10-4-1	5-2-0
WESTERN N.M.	01/14/23	67-50	W	14-13-2	4-3-5	9-4-4	5-1-0	2-0-0	8-2-1	4-3-0
at UT Tyler	01/19/23	57-69	L	5-10-1	14-2-5	8-7-3	11-2-4	DNP	13-3-1	0-0-0
at Texas Woman's	01/21/23	69-75	L	11-4-2	11-7-5	14-6-2	2-0-2	0-0-0	18-0-3	4-0-0
at Midwestern St.	01/26/23	61-37	W	12-5-0	6-4-1	2-5-3	5-3-2	3-2-1	11-0-4	0-4-0
at Cameron	01/28/23	68-56	W	23-4-0	8-3-5	4-8-5	9-1-2	DNP	6-1-1	2-0-0
ANGELO ST.	02/02/23	57-60	L	21-17-3	8-1-3	12-4-2	0-1-0	DNP	3-1-2	0-0-0
TEX. PERMIAN BASIN	02/04/23	70-50	W	13-9-4	3-0-5	11-1-3	3-1-2	9-0-2	2-2-0	9-5-0
at Western N.M.	02/09/23	54-40	W	24-7-1	11-4-4	8-4-2	3-0-0	2-1-0	0-2-0	0-1-1
at Eastern N.M.	02/11/23	66-61	W	17-10-0	14-3-2	10-8-5	0-1-1	DNP	7-4-3	7-2-1

Opponent	Date	Score		23 MCCOY, MART	30 SPURGIN, AU	31 JOHNSON, TI	33 JOHNSON, DE	34 COX, WHITNE	40 SCHUMANN, R
vs Mo. Southern St.	11/05/22	64-65	L	0-1-0	2-0-0	0-1-1	DNP	6-6-1	10-6-0
vs Missouri Western	11/06/22	96-101	L	3-7-0	DNP	DNP	DNP	12-11-1	6-1-0
COLO. CHRISTIAN	11/11/22	85-64	W	5-1-0	5-2-0	0-3-0	4-1-0	8-1-1	8-4-0
CSU PUEBLO	11/12/22	76-58	W	0-2-0	3-1-1	DNP	DNP	4-4-1	2-6-0
at Southwestern Okla.	11/21/22	73-67	W	2-2-0	0-0-0	DNP	DNP	14-5-1	6-6-0
WESTERN COLO.	11/27/22	51-38	W	0-0-1	0-1-0	DNP	DNP	2-1-0	7-8-0
OKLA. CHRISTIAN	12/01/22	88-61	W	4-2-1	5-2-0	3-2-0	1-1-1	7-4-1	5-4-1
ARK.-FORT SMITH	12/03/22	76-49	W	3-1-1	1-3-0	3-0-0	0-2-0	10-5-1	7-6-0
at Tex. A&M Int'l	12/08/22	47-60	L	0-0-1	0-0-0	DNP	DNP	2-7-1	6-10-1
at Tex. A&M-Kingsville	12/10/22	76-61	W	0-2-0	2-0-1	DNP	DNP	6-2-1	8-3-2
vs Ga. Southwestern	12/16/22	59-70	L	0-1-0	3-0-0	DNP	DNP	2-2-1	6-9-0
vs Mont. St. Billings	12/17/22	60-58	W	0-2-0	3-2-0	DNP	DNP	6-3-0	2-3-0
CAMERON	12/30/22	85-34	W	0-5-3	8-4-1	DNP	5-3-2	DNP	5-6-1
MIDWESTERN ST.	01/01/23	74-63	W	0-1-0	0-1-0	DNP	DNP	DNP	5-7-0
at Tex. Permian Basin	01/05/23	73-60	W	6-4-3	DNP	DNP	DNP	DNP	5-2-0
at Angelo St.	01/07/23	51-53	L	2-1-2	4-5-0	DNP	DNP	DNP	0-1-0
EASTERN N.M.	01/12/23	77-55	W	3-0-0	1-0-0	0-2-1	0-0-0	2-0-1	13-2-1
WESTERN N.M.	01/14/23	67-50	W	0-1-0	9-1-0	2-1-0	0-0-0	0-1-0	10-8-0
at UT Tyler	01/19/23	57-69	L	2-2-0	DNP	DNP	DNP	0-1-0	4-6-0
at Texas Woman's	01/21/23	69-75	L	3-0-2	2-1-0	DNP	DNP	DNP	4-6-1
at Midwestern St.	01/26/23	61-37	W	5-5-1	2-3-1	4-2-0	2-0-1	2-2-0	7-4-1
at Cameron	01/28/23	68-56	W	2-6-2	0-0-0	DNP	DNP	DNP	14-6-0
ANGELO ST.	02/02/23	57-60	L	10-4-0	DNP	DNP	DNP	0-0-0	3-2-0
TEX. PERMIAN BASIN	02/04/23	70-50	W	5-3-2	0-1-0	5-0-0	2-1-0	2-2-1	6-2-0
at Western N.M.	02/09/23	54-40	W	4-1-0	0-0-0	0-0-0	0-1-0	0-0-0	2-4-2
at Eastern N.M.	02/11/23	66-61	W	6-2-1	3-3-0	DNP	DNP	DNP	2-4-1

## LCU - INDIVIDUAL GAME HIGHS

Points	36	Grace Foster vs Missouri Western (11/06/22)
	27	Grace Foster vs Midwestern St. (01/01/23)
	25	Grace Foster vs CSU Pueblo (11/12/22)
	24	Grace Foster at Western N.M. (02/09/23)
	23	Grace Foster at Cameron (01/28/23)
Field Goals Made	13	Grace Foster vs Missouri Western (11/06/22)
	9	Grace Foster at Western N.M. (02/09/23)
	9	Grace Foster vs Angelo St. (02/02/23)
Field Goal Att.	20	Grace Foster vs Missouri Western (11/06/22)
	20	Grace Foster vs Mo. Southern St. (11/05/22)
FG Pct (min 5 made)	1.000 (5-5)	Reese Schumann vs Eastern N.M. (01/12/23)
	.875 (7-8)	Reese Schumann at Cameron (01/28/23)
3-Point FG Made	4	Shaylee Stovall at Texas Woman's (01/21/23)
	4	Maci Maddox at UT Tyler (01/19/23)
	4	Shaylee Stovall at Angelo St. (01/07/23)
	4	Rachel Haase vs Cameron (12/30/22)
	4	Carli Bostwick vs Ga. Southwestern (12/16/22)
	4	Rachel Haase at Tex. A&M-Kingsville (12/10/22)
	4	Grace Foster vs Missouri Western (11/06/22)
3-Point FG Att.	10	Rachel Haase vs Cameron (12/30/22)
	8	Shaylee Stovall at UT Tyler (01/19/23)
	8	Grace Foster vs Western N.M. (01/14/23)
3-Pt FG Pct (min 2 made)	1.000 (4-4)	Shaylee Stovall at Texas Woman's (01/21/23)
	1.000 (3-3)	Maci Maddox at Texas Woman's (01/21/23)
	1.000 (2-2)	Shaylee Stovall vs Western N.M. (01/14/23)
	1.000 (2-2)	Grace Foster vs Eastern N.M. (01/12/23)
	1.000 (2-2)	Audrey Robertson vs Cameron (12/30/22)
	1.000 (2-2)	Maci Maddox vs Colo. Christian (11/11/22)
Free Throws Made	11	Grace Foster vs Midwestern St. (01/01/23)
	9	Grace Foster at Cameron (01/28/23)
	9	Shaylee Stovall vs Mo. Southern St. (11/05/22)
Free Throw Att.	12	Grace Foster vs Midwestern St. (01/01/23)
	10	Grace Foster at Cameron (01/28/23)
	10	Shaylee Stovall vs Mo. Southern St. (11/05/22)
FT Pct (min 3 made)	1.000 (8-8)	Grace Foster vs CSU Pueblo (11/12/22)
	1.000 (6-6)	Carli Bostwick vs Ga. Southwestern (12/16/22)
	1.000 (6-6)	Shaylee Stovall vs Ark.-Fort Smith (12/03/22)
	1.000 (6-6)	Grace Foster vs Colo. Christian (11/11/22)
	1.000 (6-6)	Grace Foster vs Missouri Western (11/06/22)
	1.000 (5-5)	Grace Foster at Western N.M. (02/09/23)
	1.000 (5-5)	Grace Foster at Texas Woman's (01/21/23)
	1.000 (5-5)	Carli Bostwick vs Mont. St. Billings (12/17/22)
	1.000 (4-4)	Audrey Robertson at Eastern N.M. (02/11/23)
	1.000 (4-4)	Audrey Robertson at Tex. Permian Basin (01/05/23)
	1.000 (4-4)	Audrey Robertson vs Mont. St. Billings (12/17/22)
	1.000 (4-4)	Grace Foster vs Ga. Southwestern (12/16/22)
	1.000 (4-4)	Grace Foster vs Western Colo. (11/27/22)
	1.000 (4-4)	Deja Johnson vs Colo. Christian (11/11/22)
	1.000 (4-4)	Taylor Thomas vs Colo. Christian (11/11/22)
Rebounds	17	Grace Foster vs Angelo St. (02/02/23)
	16	Grace Foster at Southwestern Okla. (11/21/22)
Assists	9	Maci Maddox at Tex. A&M-Kingsville (12/10/22)
	8	Maci Maddox vs Midwestern St. (01/01/23)
Steals	5	Maci Maddox at Texas Woman's (01/21/23)
	4	Shaylee Stovall at Tex. Permian Basin (01/05/23)
	4	Audrey Robertson vs Okla. Christian (12/01/22)
	4	Maci Maddox vs Western Colo. (11/27/22)
	4	Audrey Robertson vs Colo. Christian (11/11/22)
	4	Maci Maddox vs Missouri Western (11/06/22)
Blocked Shots	6	Reese Schumann vs Western N.M. (01/14/23)
	5	Reese Schumann vs Colo. Christian (11/11/22)
Turnovers	10	Maci Maddox vs Missouri Western (11/06/22)
	6	Grace Foster at Eastern N.M. (02/11/23)
	6	Audrey Robertson at Tex. Permian Basin (01/05/23)
	6	Grace Foster vs Midwestern St. (01/01/23)
	6	Maci Maddox at Tex. A&M Int'l (12/08/22)
	6	Grace Foster vs CSU Pueblo (11/12/22)
	6	Audrey Robertson vs Mo. Southern St. (11/05/22)

## OPPONENT - INDIVIDUAL GAME HIGHS

Points	34	Connie Clarke vs Missouri Western (11/06/22)
	22	Brianna Pena at Tex. A&M-Kingsville (12/10/22)
	21	Martina Machalova at UT Tyler (01/19/23)
	21	Raiana Brown at Tex. A&M Int'l (12/08/22)
	20	Ashley Ingram at Texas Woman's (01/21/23)
	20	Aaliyah Prince vs Ark.-Fort Smith (12/03/22)
Field Goals Made	12	Connie Clarke vs Missouri Western (11/06/22)
	10	Brianna Pena at Tex. A&M-Kingsville (12/10/22)
Field Goal Att.	22	Lacy Stokes vs Mo. Southern St. (11/05/22)
	19	Tayjanna McGhee-Plea at Angelo St. (01/07/23)
	19	Aaliyah Prince vs Ark.-Fort Smith (12/03/22)
	19	Connie Clarke vs Missouri Western (11/06/22)
FG Pct (min 5 made)	.889 (8-9)	Alexus Quaadman vs Tex. Permian Basin (02/04/23)
	.833 (5-6)	Mykaela Moore vs Colo. Christian (11/11/22)
3-Point FG Made	6	Adysen Wilson at Southwestern Okla. (11/21/22)
	5	Jolicia Williams vs Ga. Southwestern (12/16/22)
3-Point FG Att.	11	Jolicia Williams vs Ga. Southwestern (12/16/22)
	11	Cleao Murray vs Missouri Western (11/06/22)
3-Pt FG Pct (min 2 made)	1.000 (2-2)	Kamari Portalis vs Tex. Permian Basin (02/04/23)
	1.000 (2-2)	Shayla Montague vs Mont. St. Billings (12/17/22)
	1.000 (2-2)	Kate Bradley vs Okla. Christian (12/01/22)
	1.000 (2-2)	Morgan Smith at Southwestern Okla. (11/21/22)
	1.000 (2-2)	Connie Clarke vs Missouri Western (11/06/22)
Free Throws Made	10	Lovisa Hevinder at UT Tyler (01/19/23)
	9	Deja Adrian vs Eastern N.M. (01/12/23)
Free Throw Att.	10	Lovisa Hevinder at UT Tyler (01/19/23)
	10	Martina Machalova at UT Tyler (01/19/23)
	10	Raiana Brown at Tex. A&M Int'l (12/08/22)
	10	Connie Clarke vs Missouri Western (11/06/22)
FT Pct (min 3 made)	1.000 (10-10)	Lovisa Hevinder at UT Tyler (01/19/23)
	1.000 (9-9)	Deja Adrian vs Eastern N.M. (01/12/23)
	1.000 (7-7)	Jacquelyn Levay vs Ga. Southwestern (12/16/22)
	1.000 (6-6)	Kortney Nelson vs Mont. St. Billings (12/17/22)
	1.000 (6-6)	Evelyn Quiroz at Tex. A&M Int'l (12/08/22)
	1.000 (4-4)	Ashley Ingram at Texas Woman's (01/21/23)
	1.000 (4-4)	Ngozi Obineke at Texas Woman's (01/21/23)
	1.000 (4-4)	Ariyanna Hines at Texas Woman's (01/21/23)
	1.000 (4-4)	Edecia Beck vs Eastern N.M. (01/12/23)
	1.000 (4-4)	Madeline Stephens at Angelo St. (01/07/23)
	1.000 (4-4)	Brooklyn Long vs Okla. Christian (12/01/22)
	1.000 (4-4)	Rachel Cockman vs Western Colo. (11/27/22)
	1.000 (3-3)	Susi Namao at Western N.M. (02/09/23)
	1.000 (3-3)	Eternity Jackson vs Midwestern St. (01/01/23)
	1.000 (3-3)	Mary Fultz vs Missouri Western (11/06/22)
Rebounds	14	Alena Wilson at Cameron (01/28/23)
	13	Dyamon Griggs vs Midwestern St. (01/01/23)
	13	Madi Stokes vs Mo. Southern St. (11/05/22)
Assists	8	Ava Jones vs Ga. Southwestern (12/16/22)
	8	Lacy Stokes vs Mo. Southern St. (11/05/22)
Steals	6	Sawyer Lloyd at Angelo St. (01/07/23)
	5	Connie Clarke vs Missouri Western (11/06/22)
Blocked Shots	4	Alena Wilson at Cameron (01/28/23)
	4	Yasmine Sifaoui at Midwestern St. (01/26/23)

## DOUBLE-DOUBLES

Whitney Cox	12 pts, 11 reb; vs Missouri Western, 11/06/22
Grace Foster	16 pts, 11 reb; vs Mo. Southern St., 11/05/22
Grace Foster	25 pts, 11 reb; CSU PUEBLO, 11/12/22
Grace Foster	22 pts, 16 reb; at Southwestern Okla., 11/21/22
Grace Foster	21 pts, 14 reb; at Tex. A&M-Kingsville, 12/10/22
Grace Foster	27 pts, 14 reb; MIDWESTERN ST., 01/01/23
Grace Foster	17 pts, 11 reb; EASTERN N.M., 01/12/23
Grace Foster	14 pts, 13 reb; WESTERN N.M., 01/14/23
Grace Foster	21 pts, 17 reb; ANGELO ST., 02/02/23
Grace Foster	17 pts, 10 reb; at Eastern N.M., 02/11/23
Audrey Robertson	18 pts, 12 reb; at Angelo St., 01/07/23

## GAME BY GAME SPECIALTY STATS

Opponent	T/O	2ndCh	Paint	FastB	Bench	Ties	Leads	WL	Score	Leads overcome
Mo. Southern St.	10	15	30	4	13	7	5	L	64-65	lost 7 1st-00:23
Missouri Western	18	12	44	8	14	4	6	L	96-101	lost 4 4th-02:34
Colo. Christian	28	10	32	15	38	0	2	W	85-64	trailed by 9 1st-05:49
CSU Pueblo	15	5	34	4	11	2	2	W	76-58	trailed by 2 1st-02:21
Southwestern Okla.	7	12	36	11	19	2	3	W	73-67	trailed by 11 2nd-06:37
Western Colo.	20	2	22	9	9	4	2	W	51-38	trailed by 6 1st-03:15
Okla. Christian	30	15	36	10	31	6	1	W	88-61	trailed by 2 1st-09:18
Ark.-Fort Smith	18	6	30	1	19	0	0	W	76-49	
Tex. A&M-Kingsville	6	4	22	13	8	1	2	L	47-60	lost 1 2nd-03:31
Ga. Southwestern	9	7	24	4	27	1	2	W	76-61	trailed by 2 1st-08:15
Mont. St. Billings	9	5	32	5	16	0	1	L	59-70	lost 7 1st-04:01
Cameron	19	13	36	6	34	0	0	W	60-58	trailed by 1 3rd-05:27
Midwestern St.	19	10	32	14	6	0	2	W	85-34	
Tex. Permian Basin	19	6	30	15	20	0	3	W	74-63	trailed by 1 2nd-08:04
Angelo St.	18	10	22	7	7	1	3	W	73-60	trailed by 1 1st-09:17
Eastern N.M.	21	2	32	6	27	0	1	L	51-53	lost 9 3rd-06:56
Western N.M.	10	8	32	11	32	4	2	W	77-55	trailed by 1 2nd-03:01
UT Tyler	16	6	12	12	15	1	3	W	67-50	trailed by 4 1st-08:27
Texas Woman's	17	15	26	10	12	1	1	L	57-69	lost 16 3rd-07:26
Midwestern St.	13	15	26	4	25	0	2	L	69-75	lost 4 3rd-01:02
Cameron	4	10	28	0	25	0	1	W	61-37	trailed by 4 1st-04:39
Angelo St.	5	11	30	0	3	7	3	W	68-56	trailed by 3 1st-07:19
Tex. Permian Basin	15	6	30	2	36	0	0	L	57-60	lost 3 1st-06:47
Western N.M.	14	4	28	3	7	2	4	W	70-50	
Eastern N.M.	7	15	32	9	12	1	1	W	54-40	trailed by 5 1st-04:55
								W	66-61	trailed by 1 1st-06:17
Totals	383	228	778	192	499	45	53			
Average/Game	14.7	8.8	29.9	7.4	19.2	1.7	2.0			
Opponent	320	295	698	152	449	46	49			
Average/Game	12.3	11.3	26.8	5.8	17.3	1.8	1.9			

## LCU - TEAM GAME HIGHS

POINTS	96	vs Missouri Western (11/06/22)
	88	OKLA. CHRISTIAN (12/01/22)
	85	CAMERON (12/30/22)
	85	COLO. CHRISTIAN (11/11/22)
	77	EASTERN N.M. (01/12/23)
FIELD GOALS MADE	31	CAMERON (12/30/22)
	31	vs Missouri Western (11/06/22)
FIELD GOAL ATTEMPTS	66	CAMERON (12/30/22)
	63	vs Missouri Western (11/06/22)
FIELD GOAL PERCENTAGE	.604 (29-48)	EASTERN N.M. (01/12/23)
	.536 (30-56)	at Tex. A&M-Kingsville (12/10/22)
3 PT FIELD GOALS MADE	11	at UT Tyler (01/19/23)
	11	CAMERON (12/30/22)
3 PT FG ATTEMPTS	30	at UT Tyler (01/19/23)
	29	CAMERON (12/30/22)
3 PT FG PERCENTAGE	.600 (6-10)	CSU PUEBLO (11/12/22)
	.500 (10-20)	at Texas Woman's (01/21/23)
FREE THROWS MADE	29	vs Missouri Western (11/06/22)
	26	COLO. CHRISTIAN (11/11/22)
FREE THROW ATTEMPTS	34	OKLA. CHRISTIAN (12/01/22)
	33	vs Missouri Western (11/06/22)
FREE THROW PERCENTAGE	1.000 (6-6)	at UT Tyler (01/19/23)
	.917 (11-12)	TEX. PERMIAN BASIN (02/04/23)
REBOUNDS	48	CAMERON (12/30/22)
	46	at Eastern N.M. (02/11/23)
	46	vs Mo. Southern St. (11/05/22)
ASSISTS	22	at Tex. A&M-Kingsville (12/10/22)
	21	at Southwestern Okla. (11/21/22)
STEALS	14	OKLA. CHRISTIAN (12/01/22)
	13	COLO. CHRISTIAN (11/11/22)
BLOCKED SHOTS	8	WESTERN N.M. (01/14/23)
	7	at Southwestern Okla. (11/21/22)
TURNOVERS	25	at UT Tyler (01/19/23)
	22	at Tex. A&M Int'l (12/08/22)
	22	CSU PUEBLO (11/12/22)
FOULS	24	at Tex. Permian Basin (01/05/23)
	24	OKLA. CHRISTIAN (12/01/22)

## LCU - TEAM GAME LOWS

POINTS	47	at Tex. A&M Int'l (12/08/22)
	51	WESTERN COLO. (11/27/22)
	51	at Angelo St. (01/07/23)
	54	at Western N.M. (02/09/23)
	57	at UT Tyler (01/19/23)
	57	ANGELO ST. (02/02/23)
FIELD GOALS MADE	16	WESTERN COLO. (11/27/22)
	18	at Tex. A&M Int'l (12/08/22)
	18	at Angelo St. (01/07/23)
FIELD GOAL ATTEMPTS	46	at Tex. Permian Basin (01/05/23)
	47	CSU PUEBLO (11/12/22)
	47	TEX. PERMIAN BASIN (02/04/23)
FIELD GOAL PERCENTAGE	.295 (18-61)	at Angelo St. (01/07/23)
	.321 (18-56)	at Tex. A&M Int'l (12/08/22)
3 PT FIELD GOALS MADE	2	ANGELO ST. (02/02/23)
	3	vs Mo. Southern St. (11/05/22)
	3	WESTERN COLO. (11/27/22)
	3	vs Mont. St. Billings (12/17/22)
	3	at Western N.M. (02/09/23)
3 PT FG ATTEMPTS	9	vs Mo. Southern St. (11/05/22)
	10	CSU PUEBLO (11/12/22)
3 PT FG PERCENTAGE	.143 (2-14)	ANGELO ST. (02/02/23)
	.211 (4-19)	at Eastern N.M. (02/11/23)
FREE THROWS MADE	6	at Tex. A&M Int'l (12/08/22)
	6	at UT Tyler (01/19/23)
FREE THROW ATTEMPTS	6	at UT Tyler (01/19/23)
	11	at Angelo St. (01/07/23)
FREE THROW PERCENTAGE	.500 (6-12)	at Tex. A&M Int'l (12/08/22)
	.571 (8-14)	at Southwestern Okla. (11/21/22)
REBOUNDS	27	at Western N.M. (02/09/23)
	29	at Texas Woman's (01/21/23)
ASSISTS	6	WESTERN COLO. (11/27/22)
	7	at Angelo St. (01/07/23)
STEALS	1	at Midwestern St. (01/26/23)
	2	at Tex. A&M-Kingsville (12/10/22)
	2	vs Ga. Southwestern (12/16/22)
BLOCKED SHOTS	0	at UT Tyler (01/19/23)
	1	ARK.-FORT SMITH (12/03/22)
	1	vs Mont. St. Billings (12/17/22)
	1	at Cameron (01/28/23)
	1	ANGELO ST. (02/02/23)
TURNOVERS	7	at Cameron (01/28/23)
	9	WESTERN N.M. (01/14/23)
FOULS	8	CAMERON (12/30/22)
	8	at Cameron (01/28/23)

## LCU OPPONENT - TEAM GAME HIGHS

POINTS	101	vs Missouri Western (11/06/22)
	75	at Texas Woman's (01/21/23)
	70	vs Ga. Southwestern (12/16/22)
	69	at UT Tyler (01/19/23)
	67	at Southwestern Okla. (11/21/22)
FIELD GOALS MADE	36	vs Missouri Western (11/06/22)
	27	at Texas Woman's (01/21/23)
	27	vs Ga. Southwestern (12/16/22)
FIELD GOAL ATTEMPTS	76	vs Mo. Southern St. (11/05/22)
	75	vs Missouri Western (11/06/22)
FIELD GOAL PERCENTAGE	.519 (27-52)	at Texas Woman's (01/21/23)
	.480 (36-75)	vs Missouri Western (11/06/22)
3 PT FIELD GOALS MADE	9	at Southwestern Okla. (11/21/22)
	9	vs Missouri Western (11/06/22)
3 PT FG ATTEMPTS	28	at Eastern N.M. (02/11/23)
	28	vs Missouri Western (11/06/22)
3 PT FG PERCENTAGE	.455 (5-11)	at Tex. A&M Int'l (12/08/22)
	.375 (3-8)	OKLA. CHRISTIAN (12/01/22)
FREE THROWS MADE	22	OKLA. CHRISTIAN (12/01/22)
	20	at UT Tyler (01/19/23)
	20	vs Missouri Western (11/06/22)
FREE THROW ATTEMPTS	40	OKLA. CHRISTIAN (12/01/22)
	26	at UT Tyler (01/19/23)
	26	at Tex. Permian Basin (01/05/23)
	26	vs Missouri Western (11/06/22)
FREE THROW PERCENTAGE	1.000 (19-19)	at Texas Woman's (01/21/23)
	.941 (16-17)	EASTERN N.M. (01/12/23)
REBOUNDS	46	vs Mo. Southern St. (11/05/22)
	45	COLO. CHRISTIAN (11/11/22)
ASSISTS	17	at Cameron (01/28/23)
	16	at Southwestern Okla. (11/21/22)
STEALS	14	COLO. CHRISTIAN (11/11/22)
	12	at Tex. Permian Basin (01/05/23)
BLOCKED SHOTS	8	at Texas Woman's (01/21/23)
	7	at Midwestern St. (01/26/23)
	7	at Tex. A&M Int'l (12/08/22)
TURNOVERS	25	OKLA. CHRISTIAN (12/01/22)
	23	CAMERON (12/30/22)
FOULS	26	vs Missouri Western (11/06/22)
	25	at Tex. Permian Basin (01/05/23)
	25	OKLA. CHRISTIAN (12/01/22)

## LCU OPPONENT - TEAM GAME LOWS

POINTS	34	CAMERON (12/30/22)
	37	at Midwestern St. (01/26/23)
	38	WESTERN COLO. (11/27/22)
	40	at Western N.M. (02/09/23)
	49	ARK.-FORT SMITH (12/03/22)
FIELD GOALS MADE	11	at Midwestern St. (01/26/23)
	12	WESTERN COLO. (11/27/22)
FIELD GOAL ATTEMPTS	44	OKLA. CHRISTIAN (12/01/22)
	46	WESTERN COLO. (11/27/22)
FIELD GOAL PERCENTAGE	.204 (11-54)	at Midwestern St. (01/26/23)
	.250 (14-56)	CAMERON (12/30/22)
3 PT FIELD GOALS MADE	1	at Midwestern St. (01/26/23)
	1	at Western N.M. (02/09/23)
3 PT FG ATTEMPTS	6	MIDWESTERN ST. (01/01/23)
	8	OKLA. CHRISTIAN (12/01/22)
3 PT FG PERCENTAGE	.071 (1-14)	at Midwestern St. (01/26/23)
	.077 (1-13)	at Western N.M. (02/09/23)
FREE THROWS MADE	3	at Tex. A&M-Kingsville (12/10/22)
	3	CAMERON (12/30/22)
FREE THROW ATTEMPTS	5	CAMERON (12/30/22)
	8	at Southwestern Okla. (11/21/22)
	8	at Tex. A&M-Kingsville (12/10/22)
	8	TEX. PERMIAN BASIN (02/04/23)
	8	at Western N.M. (02/09/23)
FREE THROW PERCENTAGE	.375 (3-8)	at Tex. A&M-Kingsville (12/10/22)
	.500 (4-8)	TEX. PERMIAN BASIN (02/04/23)
REBOUNDS	27	CSU PUEBLO (11/12/22)
	28	at Texas Woman's (01/21/23)
ASSISTS	3	CAMERON (12/30/22)
	4	at Midwestern St. (01/26/23)
STEALS	0	vs Mont. St. Billings (12/17/22)
	2	at Western N.M. (02/09/23)
BLOCKED SHOTS	0	ARK.-FORT SMITH (12/03/22)
	0	at Tex. Permian Basin (01/05/23)
	0	EASTERN N.M. (01/12/23)
TURNOVERS	6	at Tex. A&M-Kingsville (12/10/22)
	7	at Cameron (01/28/23)
FOULS	9	at Tex. A&M-Kingsville (12/10/22)
	10	at Cameron (01/28/23)



# LUBBOCK CHRISTIAN UNIVERSITY WOMEN'S BASKETBALL GAME NOTES

Lubbock Christian Overall/Conference Statistics (as of Feb 15, 2023)

## All games

SUMMARY	Overall Statistics										Conference Statistics									
	gp-gs	min/g	fg%	3fg%	ft%	r/g	a/g	stl	blk	pts/g	gp-gs	min/g	fg%	3fg%	ft%	r/g	a/g	stl	blk	pts/g
Grace Foster	26-26	31.3	.452	.365	.907	9.1	1.8	13	21	15.5	18-18	30.7	.485	.324	.877	8.9	1.7	10	15	15.4
Maci Maddox	26-26	35.8	.409	.352	.744	3.4	4.5	51	4	10.0	18-18	35.0	.402	.385	.792	3.2	4.7	32	4	9.7
Audrey Robertson	26-26	31.5	.458	.293	.816	5.3	3.1	35	7	10.9	18-18	30.7	.442	.326	.783	5.3	2.9	24	5	10.0
Rachel Haase	24-0	12.7	.352	.354	.714	1.0	0.9	6	3	4.5	18-0	12.7	.360	.339	1.000	0.9	0.9	6	2	4.8
Taylor Thomas	21-0	9.0	.462	.100	.913	1.0	0.3	9	3	2.8	13-0	9.4	.500	.125	.938	0.8	0.4	6	2	3.1
Shaylee Stovall	26-26	27.2	.414	.382	.813	1.5	1.1	15	0	7.8	18-18	27.2	.453	.426	.875	1.7	1.1	13	0	8.5
Carli Bostwick	20-2	10.5	.394	.207	.655	1.7	0.2	8	1	3.9	18-2	9.3	.365	.091	.444	1.4	0.2	7	1	2.7
Martie McCoy	26-9	13.5	.345	.353	.760	2.2	0.8	7	3	2.5	18-9	15.1	.347	.333	.762	2.2	1.1	7	2	3.1
Audrey Spurgin	22-0	7.0	.348	.000	.656	1.4	0.2	2	3	2.4	15-0	7.1	.333	.000	.750	1.6	0.2	1	3	2.5
Tia Johnson	9-0	4.7	.368	.250	1.000	1.2	0.2	3	0	1.9	7-0	4.7	.412	.286	1.000	1.0	0.1	2	0	2.4
Deja Johnson	9-0	5.7	.444	.250	.833	1.0	0.4	3	0	1.6	8-0	5.5	.500	.333	.500	1.0	0.5	2	0	1.3
Whitney Cox	19-14	12.2	.481	.000	.438	3.0	0.6	5	7	4.5	11-6	9.8	.394	.000	.417	2.2	0.5	0	3	2.8
Reese Schumann	26-1	16.3	.600	.000	.600	4.8	0.4	13	35	5.9	18-1	16.3	.603	.000	.632	4.6	0.6	9	22	5.9
Totals	26		.435	.335	.774	37.6	13.8	170	87	68.5	18		.436	.336	.768	36.8	14.3	119	59	67.6
Opponent	26		.353	.248	.721	35.8	10.1	188	86	58.3	18		.345	.225	.695	35.7	9.3	125	62	55.2

SCORING	Overall Statistics												Conference Statistics											
	fg-fga	fg%	3fg-fga	3fg%	ft-fa	ft%	pts	pts/g	fg-fga	fg%	3fg-fga	3fg%	ft-fa	ft%	pts	pts/g	fg-fga	fg%	3fg-fga	3fg%	ft-fa	ft%	pts	pts/g
Grace Foster	135-299	.452	35-96	.365	98-108	.907	403	15.5	96-198	.485	22-68	.324	64-73	.877	278	15.4	96-198	.485	22-68	.324	64-73	.877	278	15.4
Maci Maddox	103-252	.409	25-71	.352	29-39	.744	260	10.0	68-169	.402	20-52	.385	19-24	.792	175	9.7	68-169	.402	20-52	.385	19-24	.792	175	9.7
Audrey Robertson	98-214	.458	17-58	.293	71-87	.816	284	10.9	65-147	.442	14-43	.326	36-46	.783	180	10.0	65-147	.442	14-43	.326	36-46	.783	180	10.0
Rachel Haase	38-108	.352	28-79	.354	5-7	.714	109	4.5	31-86	.360	21-62	.339	3-3	1.000	86	4.8	31-86	.360	21-62	.339	3-3	1.000	86	4.8
Taylor Thomas	18-39	.462	1-10	.100	21-23	.913	58	2.8	12-24	.500	1-8	.125	15-16	.938	40	3.1	12-24	.500	1-8	.125	15-16	.938	40	3.1
Shaylee Stovall	58-140	.414	34-89	.382	52-64	.813	202	7.8	48-106	.453	29-68	.426	28-32	.875	153	8.5	48-106	.453	29-68	.426	28-32	.875	153	8.5
Carli Bostwick	26-66	.394	6-29	.207	19-29	.655	77	3.9	19-52	.365	2-22	.091	8-18	.444	48	2.7	19-52	.365	2-22	.091	8-18	.444	48	2.7
Martie McCoy	20-58	.345	6-17	.353	19-25	.760	65	2.5	17-49	.347	5-15	.333	16-21	.762	55	3.1	17-49	.347	5-15	.333	16-21	.762	55	3.1
Audrey Spurgin	16-46	.348	0-1	.000	21-32	.656	53	2.4	11-33	.333	0-0	.000	15-20	.750	37	2.5	11-33	.333	0-0	.000	15-20	.750	37	2.5
Tia Johnson	7-19	.368	2-8	.250	1-1	1.000	17	1.9	7-17	.412	2-7	.286	1-1	1.000	17	2.4	7-17	.412	2-7	.286	1-1	1.000	17	2.4
Deja Johnson	4-9	.444	1-4	.250	5-6	.833	14	1.6	4-8	.500	1-3	.333	1-2	.500	10	1.3	4-8	.500	1-3	.333	1-2	.500	10	1.3
Whitney Cox	39-81	.481	0-0	.000	7-16	.438	85	4.5	13-33	.394	0-0	.000	5-12	.417	31	2.8	13-33	.394	0-0	.000	5-12	.417	31	2.8
Reese Schumann	60-100	.600	0-0	.000	33-55	.600	153	5.9	41-68	.603	0-0	.000	24-38	.632	106	5.9	41-68	.603	0-0	.000	24-38	.632	106	5.9
Totals	622-1431	.435	155-462	.335	381-492	.774	1780	68.5	432-990	.436	117-348	.336	235-306	.768	1216	67.6	432-990	.436	117-348	.336	235-306	.768	1216	67.6
Opponent	550-1558	.353	113-456	.248	302-419	.721	1515	58.3	361-1046	.345	62-276	.225	210-302	.695	994	55.2	361-1046	.345	62-276	.225	210-302	.695	994	55.2

TOTALS	Overall Statistics										Conference Statistics									
	o-reb	d-reb	total	pf	fo	a	to	a/to	hi	pts	o-reb	d-reb	total	pf	fo	a	to	a/to	hi	pts
Grace Foster	40	197	237	50	1	48	70	0.7	36		25	136	161	31	1	31	52	0.6	27	
Maci Maddox	10	78	88	28	0	117	74	1.6	19		8	50	58	15	0	84	48	1.8	19	
Audrey Robertson	31	107	138	43	1	80	61	1.3	19		16	80	96	32	1	53	37	1.4	18	
Rachel Haase	6	18	24	14	0	22	16	1.4	21		2	15	17	11	0	17	8	2.1	21	
Taylor Thomas	1	19	20	26	0	7	20	0.4	9		1	10	11	18	0	5	13	0.4	9	
Shaylee Stovall	5	33	38	34	0	28	31	0.9	18		3	27	30	21	0	20	22	0.9	18	
Carli Bostwick	4	30	34	15	0	4	12	0.3	18		4	22	26	11	0	4	10	0.4	9	
Martie McCoy	10	46	56	51	1	20	16	1.3	10		8	32	40	38	1	19	12	1.6	10	
Audrey Spurgin	11	19	30	29	0	4	12	0.3	9		8	16	24	20	0	3	10	0.3	9	
Tia Johnson	2	9	11	9	0	2	2	1.0	5		1	6	7	9	0	1	0	0.0	5	
Deja Johnson	2	7	9	3	0	4	2	2.0	5		1	7	8	3	0	4	2	2.0	5	
Whitney Cox	8	49	57	32	1	12	14	0.9	14		3	21	24	15	0	6	9	0.7	10	
Reese Schumann	44	82	126	70	2	11	41	0.3	14		30	53	83	51	2	11	29	0.4	14	
Totals	214	763	977	404	6	359	391	0.9	96		140	522	662	275	5	258	267	1.0	88	
Opponent	293	638	931	445	7	262	366	0.7	101		201	442	643	290	3	167	260	0.6	75	

Lubbock Christian Season/Career Statistics (as of Feb 15, 2023)

## All games

### SEASON STATISTICS

### CAREER STATISTICS

SUMMARY		gp-gs	min/g	fg%	3fg%	ft%	r/g	a/g	stl	blk	pts/g	gp-gs	min/g	fg%	3fg%	ft%	r/g	a/g	stl	blk	pts/g
Grace Foster	26-26	31.3	452	36%	36%	90%	9.1	1.8	13	21	15.5	80-26	22.4	471	34%	87%	5.8	1.2	24	49	11.1
Maci Maddox	26-26	35.8	409	352	744	3.4	4.5	51	4	10.0	71-26	19.4	420	384	796	1.5	2.0	80	5	5.1	
Audrey Robertson	26-26	31.5	458	293	816	5.3	3.1	35	7	10.5	80-28	19.5	434	266	791	2.6	1.6	69	13	5.9	
Rachel Haase	24-0	12.7	352	354	714	1.0	0.9	6	3	4.5	10-10	10.7	345	358	714	0.8	0.8	6	3	3.6	
Taylor Thomas	21-0	9.0	462	100	913	1.0	0.3	9	3	2.8	21-0	9.0	462	100	913	1.0	0.3	9	3	2.8	
Shaylee Stovall	26-26	27.2	414	382	813	1.5	1.1	15	0	7.8	26-27	14.2	404	400	821	0.9	0.7	24	0	3.7	
Carl Bostwick	20-2	10.5	394	207	655	1.7	0.2	8	1	3.5	34-2	8.1	400	206	700	1.2	0.2	10	1	2.9	
Martie McCoy	26-9	13.5	345	353	760	2.2	0.8	7	3	2.5	26-9	13.5	345	353	760	2.2	0.8	7	3	2.5	
Audrey Spurgin	22-0	7.0	348	000	656	1.4	0.2	2	3	2.4	36-0	6.1	317	000	660	1.2	0.1	4	4	2.0	
Tia Johnson	9-0	4.7	368	250	1000	1.2	0.2	3	0	1.9	9-0	4.7	368	250	1000	1.2	0.2	3	0	1.9	
Deja Johnson	9-0	5.7	444	250	833	1.0	0.4	3	0	1.6	9-0	5.7	444	250	833	1.0	0.4	3	0	1.6	
Whitney Cox	19-14	12.2	481	000	438	3.0	0.6	5	7	4.5	82-14	8.4	393	000	492	1.9	0.4	21	39	2.3	
Reese Schumann	26-1	16.3	600	000	600	4.8	0.4	13	35	5.9	38-1	12.8	580	000	590	3.9	0.3	13	37	4.4	
SCORING		fg-fga	fg%	3fg-fga	3fg%	ft-fta	ft%	pts	pts/g	fg-fga	fg%	3fg-fga	3fg%	ft-fta	ft%	pts	pts/g				
Grace Foster	135-259	452	35.96	365	98-108	907	40.3	15.5	229-486	471	58-166	349	143-164	872	659	11.0					
Maci Maddox	103-252	409	25.71	352	99-74	744	260	10.0	142-338	420	38-99	384	39-49	796	361	5.1					
Audrey Robertson	98-214	458	17.58	293	71-87	816	284	10.5	161-371	434	29-109	266	117-148	791	468	5.9					
Rachel Haase	38-108	352	28.79	354	5-7	714	109	4.5	39-113	345	29-81	358	5-7	714	112	3.6					
Taylor Thomas	18-39	462	1-10	100	21-23	913	58	2.8	18-39	462	1-10	100	21-23	913	58	2.8					
Shaylee Stovall	58-140	414	34.89	382	52-614	813	202	7.8	74-183	404	46-115	400	64-78	821	258	3.7					
Carl Bostwick	26-66	394	6-29	207	19-29	655	77	2.5	32-80	400	7-34	206	28-40	700	99	2.9					
Martie McCoy	20-58	345	6-17	353	19-25	760	65	2.5	20-58	345	6-17	353	19-25	760	65	2.5					
Audrey Spurgin	16-46	348	0-1	000	21-32	656	53	2.4	20-63	317	0-1	000	31-47	660	71	2.0					
Tia Johnson	7-19	368	2-8	250	1-1	1000	17	1.9	7-19	368	2-8	250	1-1	1000	17	1.9					
Deja Johnson	4-9	444	1-4	250	5-6	833	14	1.6	4-9	444	1-4	250	5-6	833	14	1.6					
Whitney Cox	39-81	481	0-0	000	7-16	438	85	4.5	81-206	393	0-7	000	29-69	492	191	2.3					
Reese Schumann	60-100	600	0-0	000	33-55	600	153	5.9	65-112	580	0-0	000	36-61	590	166	4.4					
TOTALS		o-reb	d-reb	t-reb	pf	fo	ast	to	alto	o-reb	d-reb	t-reb	pf	fo	ast	to	alto				
Grace Foster	40	197	237	50	1	48	70	1.7	69	279	348	103	2	73	111	0.7					
Maci Maddox	10	78	88	28	0	117	74	0.6	15	95	110	41	0	145	96	1.5					
Audrey Robertson	31	107	138	43	1	80	61	1.3	68	139	207	105	1	126	100	1.3					
Rachel Haase	6	18	24	14	0	22	16	1.4	6	19	25	16	0	24	19	1.3					
Taylor Thomas	1	19	20	26	0	7	20	0.4	1	19	20	26	0	7	20	0.4					
Shaylee Stovall	5	33	38	34	0	28	31	0.9	8	51	59	54	0	45	42	1.1					
Carl Bostwick	4	30	34	15	0	4	12	0.3	4	36	40	18	0	6	18	0.3					
Martie McCoy	10	46	56	51	1	20	16	1.3	10	46	56	51	1	20	16	1.3					
Audrey Spurgin	11	19	30	29	0	4	12	0.3	12	32	44	43	0	4	21	0.2					
Tia Johnson	2	9	11	9	0	2	2	1.0	2	9	11	9	0	2	2	1.0					
Deja Johnson	2	7	9	3	0	4	2	2.0	2	7	9	3	0	4	2	2.0					
Whitney Cox	8	49	57	32	1	12	14	0.9	26	133	159	91	1	35	41	0.9					
Reese Schumann	44	82	126	70	2	11	41	0.3	53	95	148	79	2	11	44	0.3					

## CAREER STATISTICS

## BOSTWICK, Carli

				Field Goals		3-Point		F-Throws		Rebounds										Scoring	
SEASON	TEAM	GP-GS	MIN/AVG	FG-FGA	FG%	3FG-3FGA	3FG%	FT-FTA	FT%	OFF	DEF	TOT	AVG	PF-FO	A	TO	BLK	STL		PTS	AVG
2021-22	LCU	14-0	69/4.9	6-14	.429	1-5	.200	9-11	.818	0	6	6	0.4	3-0	2	6	0	2		22	1.6
2022-23	LCU	20-2	211/10.6	26-66	.394	6-29	.207	19-29	.655	4	30	34	1.7	15-0	4	12	1	8		77	3.9
<b>TOTAL</b>		<b>34-2</b>	<b>280/8.2</b>	<b>32-80</b>	<b>.400</b>	<b>7-34</b>	<b>.206</b>	<b>28-40</b>	<b>.700</b>	<b>4</b>	<b>36</b>	<b>40</b>	<b>1.2</b>	<b>18-0</b>	<b>6</b>	<b>18</b>	<b>1</b>	<b>10</b>		<b>99</b>	<b>2.9</b>

## Single Game Highs

Statistic	Value	
Points	18	vs Ga. Southwestern 12/16/22
Rebounds	6	vs Ga. Southwestern 12/16/22
Assists	1	6 times
Steals	2	vs Tex. Permian Basin 02/04/23
Blocks	1	at Eastern N.M. 02/11/23
FG Made	4	vs Ga. Southwestern 12/16/22
FG Attempts	13	vs Cameron 12/30/22
3FG Made	4	vs Ga. Southwestern 12/16/22
3FG Attempts	6	vs Cameron 12/30/22
FT Made	6	vs Ga. Southwestern 12/16/22
FT Attempts	6	vs Ga. Southwestern 12/16/22

## COX, Whitney

				Field Goals		3-Point		F-Throws		Rebounds										Scoring	
SEASON	TEAM	GP-GS	MIN/AVG	FG-FGA	FG%	3FG-3FGA	3FG%	FT-FTA	FT%	OFF	DEF	TOT	AVG	PF-FO	A	TO	BLK	STL		PTS	AVG
2019-20	LCU	15-0	107/7.1	8-32	.250	0-5	.000	5-8	.625	5	21	26	1.7	13-0	3	3	9	3		21	1.4
2020-21	LCU	18-0	161/9.0	14-43	.326	0-1	.000	5-13	.385	4	35	39	2.2	18-0	6	8	13	6		33	1.8
2021-22	LCU	31-0	188/6.0	20-51	.392	0-1	.000	12-22	.545	9	28	37	1.2	28-0	14	16	10	7		52	1.7
2022-23	LCU	19-14	231/12.1	40-82	.488	0-0	.000	7-16	.438	8	49	57	3.0	32-1	12	14	7	5		87	4.6
<b>TOTAL</b>		<b>83-14</b>	<b>686/8.3</b>	<b>82-208</b>	<b>.394</b>	<b>0-7</b>	<b>.000</b>	<b>29-59</b>	<b>.492</b>	<b>26</b>	<b>133</b>	<b>159</b>	<b>1.9</b>	<b>91-1</b>	<b>35</b>	<b>41</b>	<b>39</b>	<b>21</b>		<b>193</b>	<b>2.3</b>

## Single Game Highs

Statistic	Value	
Points	14	at Southwestern Okla. 11/21/22
Rebounds	11	vs Missouri Western 11/06/22
Assists	2	at Western N.M. 12/11/21, vs Midwestern St. 02/03/22, vs Texas Woman's 02/05/22
Steals	2	vs Western N.M. 02/11/21, vs Tex. A&M-Commerce 03/12/22, vs CSU Pueblo 11/12/22
Blocks	3	vs Tex. A&M Int'l 01/23/21, vs St. Mary's (TX) 12/11/20, vs Angelo St. 01/16/21
FG Made	7	at Southwestern Okla. 11/21/22
FG Attempts	11	vs Missouri Western 11/06/22
3FG Attempts	1	7 times
FT Made	5	vs Okla. Christian 12/01/22
FT Attempts	8	vs Okla. Christian 12/01/22

**FOSTER, Grace**

				Field Goals		3-Point		F-Throws		Rebounds										Scoring	
SEASON	TEAM	GP-GS	MIN/AVG	FG-FGA	FG%	3FG-3FGA	3FG%	FT-FTA	FT%	OFF	DEF	TOT	AVG	PF-FO	A	TO	BLK	STL	PTS	AVG	
2021-22	LCU	35-0	549/15.7	95-189	.503	23-70	.329	46-57	.807	29	85	114	3.3	57-1	25	41	28	11	259	7.4	
2022-23	LCU	26-26	816/31.4	135-299	.452	35-96	.365	98-108	.907	40	197	237	9.1	50-1	48	70	21	13	403	15.5	
TOTAL		61-26	1364/22.4	230-488	.471	58-166	.349	144-165	.873	69	282	351	5.8	107-2	73	111	49	24	662	10.9	

**Single Game Highs**

Statistic	Value	
Points	36	vs Missouri Western 11/06/22
Rebounds	17	vs Angelo St. 02/02/23
Assists	6	at Southwestern Okla. 11/21/22
Steals	2	4 times
Blocks	6	at Tex. A&M-Commerce 01/13/22
FG Made	13	vs Missouri Western 11/06/22
FG Attempts	20	vs Mo. Southern St. 11/05/22, vs Missouri Western 11/06/22
3FG Made	4	vs Missouri Western 11/06/22
3FG Attempts	8	vs Western N.M. 01/14/23
FT Made	11	vs Midwestern St. 01/01/23
FT Attempts	12	vs Midwestern St. 01/01/23

**HAASE, Rachel**

				Field Goals		3-Point		F-Throws		Rebounds								Scoring		
SEASON	TEAM	GP-GS	MIN/AVG	FG-FGA	FG%	3FG-3FGA	3FG%	FT-FTA	FT%	OFF	DEF	TOT	AVG	PF-FO	A	TO	BLK	STL	PTS	AVG
2021-22	LCU	7-0	29/4.1	1-5	.200	1-2	.500	0-0	.000	0	1	1	0.1	2-0	2	3	0	0	3	0.4
2022-23	LCU	24-0	307/12.8	38-108	.352	28-79	.354	5-7	.714	6	18	24	1.0	14-0	22	16	3	6	109	4.5
TOTAL		31-0	336/10.8	39-113	.345	29-81	.358	5-7	.714	6	19	25	0.8	16-0	24	19	3	6	112	3.6

**Single Game Highs**

Statistic	Value	
Points	21	at Tex. A&M-Kingsville 12/10/22
Rebounds	4	vs CSU Pueblo 11/12/22
Assists	4	at UT Tyler 01/19/23
Steals	1	6 times
Blocks	1	at Southwestern Okla. 11/21/22, vs Okla. Christian 12/01/22, at Midwestern St. 01/26/23
FG Made	8	at Tex. A&M-Kingsville 12/10/22
FG Attempts	12	vs Cameron 12/30/22
3FG Made	4	at Tex. A&M-Kingsville 12/10/22, vs Cameron 12/30/22
3FG Attempts	10	vs Cameron 12/30/22
FT Made	2	vs Ark.-Fort Smith 12/03/22
FT Attempts	2	vs CSU Pueblo 11/12/22, vs Colo. Christian 11/11/22, vs Ark.-Fort Smith 12/03/22

**JOHNSON, Deja**

				Field Goals		3-Point		F-Throws		Rebounds									Scoring	
SEASON	TEAM	GP-GS	MIN/AVG	FG-FGA	FG%	3FG-3FGA	3FG%	FT-FTA	FT%	OFF	DEF	TOT	AVG	PF-FO	A	TO	BLK	STL	PTS	AVG
2022-23	LCU	9-0	53/5.8	3-8	.375	1-4	.250	5-6	.833	2	7	9	1.0	3-0	4	2	0	3	12	1.3
TOTAL		9-0	53/5.8	3-8	.375	1-4	.250	5-6	.833	2	7	9	1.0	3-0	4	2	0	3	12	1.3

**Single Game Highs**

Statistic	Value	
Points	5	vs Cameron 12/30/22
Rebounds	3	vs Cameron 12/30/22
Assists	2	vs Cameron 12/30/22
Steals	1	vs Okla. Christian 12/01/22, vs Colo. Christian 11/11/22, vs Ark.-Fort Smith 12/03/22
FG Made	2	vs Cameron 12/30/22
FG Attempts	4	vs Cameron 12/30/22
3FG Made	1	vs Cameron 12/30/22
3FG Attempts	3	vs Cameron 12/30/22
FT Made	4	vs Colo. Christian 11/11/22
FT Attempts	4	vs Colo. Christian 11/11/22



**JOHNSON, Tia**

				Field Goals		3-Point		F-Throws		Rebounds									Scoring	
SEASON	TEAM	GP-GS	MIN/AVG	FG-FGA	FG%	3FG-3FGA	3FG%	FT-FTA	FT%	OFF	DEF	TOT	AVG	PF-FO	A	TO	BLK	STL	PTS	AVG
2022-23	LCU	9-0	43/4.8	7-19	.368	2-8	.250	1-1	1.000	2	9	11	1.2	9-0	2	2	0	3	17	1.9
<b>TOTAL</b>		<b>9-0</b>	<b>43/4.8</b>	<b>7-19</b>	<b>.368</b>	<b>2-8</b>	<b>.250</b>	<b>1-1</b>	<b>1.000</b>	<b>2</b>	<b>9</b>	<b>11</b>	<b>1.2</b>	<b>9-0</b>	<b>2</b>	<b>2</b>	<b>0</b>	<b>3</b>	<b>17</b>	<b>1.9</b>

**Single Game Highs**

Statistic	Value	
Points	5	vs Tex. Permian Basin 02/04/23
Rebounds	3	vs Colo. Christian 11/11/22
Assists	1	vs Mo. Southern St. 11/05/22, vs Eastern N.M. 01/12/23
Steals	1	vs Okla. Christian 12/01/22, vs Tex. Permian Basin 02/04/23, vs Colo. Christian 11/11/22
FG Made	2	at Midwestern St. 01/26/23, vs Tex. Permian Basin 02/04/23
FG Attempts	5	at Midwestern St. 01/26/23, vs Tex. Permian Basin 02/04/23
3FG Made	1	vs Tex. Permian Basin 02/04/23, vs Ark.-Fort Smith 12/03/22
3FG Attempts	2	vs Tex. Permian Basin 02/04/23, vs Ark.-Fort Smith 12/03/22
FT Made	1	vs Okla. Christian 12/01/22
FT Attempts	1	vs Okla. Christian 12/01/22

**MADDUX, Maci**

				Field Goals		3-Point		F-Throws		Rebounds									Scoring	
SEASON	TEAM	GP-GS	MIN/AVG	FG-FGA	FG%	3FG-3FGA	3FG%	FT-FTA	FT%	OFF	DEF	TOT	AVG	PF-FO	A	TO	BLK	STL	PTS	AVG
2020-21	LCU	15-0	98/6.6	13-25	.520	3-8	.375	3-3	1.000	3	6	9	0.6	5-0	8	7	0	13	32	2.1
2021-22	LCU	31-0	356/11.5	26-63	.413	10-21	.476	7-7	1.000	2	12	14	0.5	10-0	21	17	1	16	69	2.2
2022-23	LCU	26-26	930/35.8	103-252	.409	25-71	.352	29-39	.744	10	78	88	3.4	28-0	117	74	4	51	260	10.0
<b>TOTAL</b>		<b>72-26</b>	<b>1384/19.2</b>	<b>142-340</b>	<b>.418</b>	<b>38-100</b>	<b>.380</b>	<b>39-49</b>	<b>.796</b>	<b>15</b>	<b>96</b>	<b>111</b>	<b>1.5</b>	<b>43-0</b>	<b>146</b>	<b>98</b>	<b>5</b>	<b>80</b>	<b>361</b>	<b>5.0</b>

**Single Game Highs**

Statistic	Value	
Points	19	vs Okla. Christian 12/01/22
Rebounds	8	vs Mont. St. Billings 12/17/22
Assists	9	at Tex. A&M-Kingsville 12/10/22
Steals	5	at Texas Woman's 01/21/23
Blocks	1	5 times
FG Made	8	vs Okla. Christian 12/01/22
FG Attempts	19	at Tex. A&M Int'l 12/08/22
3FG Made	4	at UT Tyler 01/19/23
3FG Attempts	7	at UT Tyler 01/19/23
FT Made	4	vs Midwestern St. 01/01/23
FT Attempts	5	vs CSU Pueblo 11/12/22, vs Midwestern St. 01/01/23

**MCCOY, Martie**

				Field Goals		3-Point		F-Throws		Rebounds									Scoring	
SEASON	TEAM	GP-GS	MIN/AVG	FG-FGA	FG%	3FG-3FGA	3FG%	FT-FTA	FT%	OFF	DEF	TOT	AVG	PF-FO	A	TO	BLK	STL	PTS	AVG
2022-23	LCU	26-9	351/13.5	20-58	.345	6-17	.353	19-25	.760	10	46	56	2.2	51-1	20	16	3	7	65	2.5
<b>TOTAL</b>		<b>26-9</b>	<b>351/13.5</b>	<b>20-58</b>	<b>.345</b>	<b>6-17</b>	<b>.353</b>	<b>19-25</b>	<b>.760</b>	<b>10</b>	<b>46</b>	<b>56</b>	<b>2.2</b>	<b>51-1</b>	<b>20</b>	<b>16</b>	<b>3</b>	<b>7</b>	<b>65</b>	<b>2.5</b>

**Single Game Highs**

Statistic	Value	
Points	10	vs Angelo St. 02/02/23
Rebounds	7	vs Missouri Western 11/06/22
Assists	3	vs Cameron 12/30/22, at Tex. Permian Basin 01/05/23
Steals	2	at Western N.M. 02/09/23
Blocks	1	at Southwestern Okla. 11/21/22, vs Midwestern St. 01/01/23, at Angelo St. 01/07/23
FG Made	2	6 times
FG Attempts	7	at Midwestern St. 01/26/23, vs Angelo St. 02/02/23
3FG Made	1	6 times
3FG Attempts	3	at Midwestern St. 01/26/23, vs Angelo St. 02/02/23
FT Made	5	vs Angelo St. 02/02/23
FT Attempts	6	vs Angelo St. 02/02/23

**LUBBOCK CHRISTIAN UNIVERSITY WOMEN'S BASKETBALL GAME NOTES**
**ROBERTSON, Audrey**

				Field Goals		3-Point		F-Throws		Rebounds										Scoring	
SEASON	TEAM	GP-GS	MIN/AVG	FG-FGA	FG%	3FG-3FGA	3FG%	FT-FTA	FT%	OFF	DEF	TOT	AVG	PF-FO	A	TO	BLK	STL	PTS	AVG	
2020-21	LCU	20-0	177/8.9	12-33	.364	3-14	.214	7-9	.778	17	7	24	1.2	14-0	11	12	0	9	34	1.7	
2021-22	LCU	35-3	577/16.5	52-126	.413	9-37	.243	39-53	.736	20	25	45	1.3	49-0	35	27	6	25	152	4.3	
2022-23	LCU	26-26	818/31.4	98-214	.458	17-58	.293	71-87	.816	31	107	138	5.3	43-1	80	61	7	35	284	10.9	
TOTAL		81-29	1571/19.4	162-373	.434	29-109	.266	117-149	.785	68	139	207	2.6	106-1	126	100	13	69	470	5.8	

**Single Game Highs**

Statistic	Value	
Points	19	vs Mont. St. Billings 12/17/22
Rebounds	12	at Angelo St. 01/07/23
Assists	6	at UT Tyler 01/02/21, vs Colo. Christian 11/11/22
Steals	4	vs Okla. Christian 12/01/22, vs Colo. Christian 11/11/22
Blocks	2	at Southwestern Okla. 11/21/22, at Eastern N.M. 02/11/23
FG Made	7	vs Mont. St. Billings 12/17/22
FG Attempts	12	at Tex. Permian Basin 01/05/23, vs Angelo St. 02/02/23
3FG Made	3	vs Eastern N.M. 01/12/23, vs Tex. Permian Basin 02/04/23
3FG Attempts	5	vs Eastern N.M. 01/12/23, at UT Tyler 01/19/23, vs Tex. Permian Basin 02/04/23
FT Made	8	vs Ark.-Fort Smith 03/01/22
FT Attempts	10	vs Ark.-Fort Smith 03/01/22

**SCHUMANN, Reese**

				Field Goals		3-Point		F-Throws		Rebounds										Scoring	
SEASON	TEAM	GP-GS	MIN/AVG	FG-FGA	FG%	3FG-3FGA	3FG%	FT-FTA	FT%	OFF	DEF	TOT	AVG	PF-FO	A	TO	BLK	STL	PTS	AVG	
2021-22	LCU	12-0	64/5.4	5-12	.417	0-0	.000	3-6	.500	9	13	22	1.8	9-0	0	3	2	0	13	1.1	
2022-23	LCU	26-1	423/16.3	60-100	.600	0-0	.000	33-55	.600	44	82	126	4.8	70-2	11	41	35	13	153	5.9	
TOTAL		38-1	487/12.8	65-112	.580	0-0	.000	36-61	.590	53	95	148	3.9	79-2	11	44	37	13	166	4.4	

**Single Game Highs**

Statistic	Value	
Points	14	at Cameron 01/28/23
Rebounds	10	at Tex. A&M Int'l 12/08/22
Assists	2	at Tex. A&M-Kingsville 12/10/22, at Western N.M. 02/09/23
Steals	2	vs Colo. Christian 11/11/22
Blocks	6	vs Western N.M. 01/14/23
FG Made	7	at Cameron 01/28/23
FG Attempts	8	vs Western N.M. 01/14/23, at Cameron 01/28/23
FT Made	3	vs Midwestern St. 01/01/23, vs Eastern N.M. 01/12/23
FT Attempts	6	vs Midwestern St. 01/01/23

**SPURGIN, Audrey**

				Field Goals		3-Point		F-Throws		Rebounds									Scoring	
SEASON	TEAM	GP-GS	MIN/AVG	FG-FGA	FG%	3FG-3FGA	3FG%	FT-FTA	FT%	OFF	DEF	TOT	AVG	PF-FO	A	TO	BLK	STL	PTS	AVG
2021-22	LCU	14-0	67/4.8	4-17	.235	0-0	.000	10-15	.667	1	13	14	1.0	14-0	0	9	1	2	18	1.3
2022-23	LCU	22-0	154/7.0	16-46	.348	0-1	.000	21-32	.656	11	19	30	1.4	29-0	4	12	3	2	53	2.4
TOTAL		36-0	221/6.1	20-63	.317	0-1	.000	31-47	.660	12	32	44	1.2	43-0	4	21	4	4	71	2.0

**Single Game Highs**

Statistic	Value	
Points	9	vs Western N.M. 01/14/23
Rebounds	5	at Angelo St. 01/07/23
Assists	1	4 times
Steals	2	vs Minn.-Crookston 11/25/21
Blocks	1	4 times
FG Made	3	vs Cameron 12/30/22, vs Western N.M. 01/14/23
FG Attempts	5	vs Cameron 12/30/22, at Angelo St. 01/07/23, vs Western N.M. 01/14/23
3FG Attempts	1	vs Western Colo. 11/27/22
FT Made	5	vs Ark.-Fort Smith 01/06/22, vs Okla. Christian 12/01/22
FT Attempts	6	vs Ark.-Fort Smith 01/06/22, vs Okla. Christian 12/01/22

**LUBBOCK CHRISTIAN UNIVERSITY WOMEN'S BASKETBALL GAME NOTES**
**STOVALL, Shaylee**

FOVAZZ, Shaylee				Field Goals		3-Point		F-Throws		Rebounds										Scoring	
SEASON	TEAM	GP-GS	MIN/AVG	FG-FGA	FG%	3FG-3FGA	3FG%	FT-FTA	FT%	OFF	DEF	TOT	AVG	PF-FO	A	TO	BLK	STL	PTS	AVG	
2020-21	LCU	16-0	86/5.4	4-15	.267	3-10	.300	4-4	1.000	1	4	5	0.3	5-0	11	4	0	1	15	0.9	
2021-22	LCU	27-1	193/7.2	12-28	.429	9-16	.563	8-10	.800	2	14	16	0.6	15-0	6	7	0	8	41	1.5	
2022-23	LCU	26-26	701/27.0	58-140	.414	34-89	.382	52-64	.813	5	33	38	1.5	34-0	28	31	0	15	202	7.8	
TOTAL		69-27	981/14.2	74-183	.404	46-115	.400	64-78	.821	8	51	59	0.9	54-0	45	42	0	24	258	3.7	

**Single Game Highs**

Statistic	Value	
Points	18	at Texas Woman's 01/21/23
Rebounds	4	at Tex. Permian Basin 01/05/23, vs Eastern N.M. 01/12/23, at Eastern N.M. 02/11/23
Assists	4	at Midwestern St. 01/26/23
Steals	4	at Tex. Permian Basin 01/05/23
FG Made	6	vs Okla. Christian 12/01/22, at Texas Woman's 01/21/23
FG Attempts	10	at Tex. A&M Int'l 12/08/22, at UT Tyler 01/19/23
3FG Made	4	at Angelo St. 01/07/23, at Texas Woman's 01/21/23
3FG Attempts	8	at UT Tyler 01/19/23
FT Made	9	vs Mo. Southern St. 11/05/22
FT Attempts	10	vs Mo. Southern St. 11/05/22

**THOMAS, Taylor**

				Field Goals		3-Point		F-Throws		Rebounds									Scoring	
SEASON	TEAM	GP-GS	MIN/AVG	FG-FGA	FG%	3FG-3FGA	3FG%	FT-FTA	FT%	OFF	DEF	TOT	AVG	PF-FO	A	TO	BLK	STL	PTS	AVG
2022-23	LCU	21-0	188/9.0	18-39	.462	1-10	.100	21-23	.913	1	19	20	1.0	26-0	7	20	3	9	58	2.8
TOTAL		21-0	188/9.0	18-39	.462	1-10	.100	21-23	.913	1	19	20	1.0	26-0	7	20	3	9	58	2.8

**Single Game Highs**

Statistic	Value	
Points	9	vs Tex. Permian Basin 02/04/23
Rebounds	3	vs Midwestern St. 01/01/23
Assists	2	vs Tex. Permian Basin 02/04/23
Steals	3	vs Midwestern St. 01/01/23
Blocks	1	vs Mo. Southern St. 11/05/22, vs Cameron 12/30/22, at Angelo St. 01/07/23
FG Made	3	vs Okla. Christian 12/01/22, vs Tex. Permian Basin 02/04/23
FG Attempts	6	vs Tex. Permian Basin 02/04/23
3FG Made	1	vs Tex. Permian Basin 02/04/23
3FG Attempts	3	vs Tex. Permian Basin 02/04/23
FT Made	4	at Tex. Permian Basin 01/05/23, vs Colo. Christian 11/11/22
FT Attempts	5	at Tex. Permian Basin 01/05/23





**2022-23 Lubbock Christian Women's Basketball**  
**Individual Game-by-Game**  
**All games**

Page 1/13  
as of Feb 15, 2023

**#0 FOSTER, Grace**

Opponent	Date	GS	MIN	Total		3-Pointers		Free throws		Rebounds				PF	A	TO	BLK	STL	PTS	AVG
				FG-FGA	PCT	3FG-3FGA	PCT	FT-FTA	PCT	OFF	DEF	TOT	AVG							
vs Mo. Southern St.	11/05/2022	*	34:41	7-20	.350	2-4	.500	0-0	.000	2	9	11	11.0	2	2	2	1	0	16	16.0
vs Missouri Western	11/06/2022	*	42:01	13-20	.650	4-6	.667	6-6	1.000	1	5	6	8.5	4	1	1	3	1	36	26.0
Colo. Christian	11/11/2022	*	23:50	1-4	.250	0-1	.000	6-6	1.000	1	9	10	9.0	0	0	1	0	0	8	20.0
CSU Pueblo	11/12/2022	*	31:06	7-15	.467	3-5	.600	8-8	1.000	3	8	11	9.5	4	3	6	0	1	25	21.3
at Southwestern Okla.	11/21/2022	*	36:05	8-15	.533	2-3	.667	4-5	.800	5	11	16	10.8	1	6	2	1	0	22	21.4
Western Colo.	11/27/2022	*	34:25	2-7	.286	1-3	.333	4-4	1.000	2	10	12	11.0	4	1	1	1	0	9	19.3
Okla. Christian	12/01/2022	*	22:08	3-10	.300	0-1	.000	2-2	1.000	1	5	6	10.3	0	2	0	4	2	8	17.7
Ark.-Fort Smith	12/03/2022	*	30:46	4-8	.500	3-6	.500	3-5	.600	0	8	8	10.0	1	3	1	0	0	14	17.3
at Tex. A&M Int'l	12/08/2022	*	34:14	3-8	.375	2-6	.333	3-4	.750	1	7	8	9.8	3	1	5	1	2	11	16.6
at Tex. A&M-Kingsville	12/10/2022	*	31:57	8-13	.615	3-5	.600	2-2	1.000	2	12	14	10.2	3	3	4	0	0	21	17.0
vs Ga. Southwestern	12/16/2022	*	29:27	0-8	.000	0-2	.000	4-4	1.000	0	4	4	9.6	1	2	2	0	0	4	15.8
vs Mont. St. Billings	12/17/2022	*	29:18	1-12	.083	1-4	.250	2-2	1.000	1	5	6	9.3	3	2	3	0	1	5	14.9
Cameron	12/30/2022	*	18:41	3-3	1.000	1-1	1.000	5-6	.833	1	6	7	9.2	2	2	3	0	0	12	14.7
Midwestern St.	01/01/2023	*	38:20	7-13	.538	2-5	.400	11-12	.917	3	11	14	9.5	3	4	6	3	1	27	15.6
at Tex. Permian Basin	01/05/2023	*	31:27	6-12	.500	3-6	.500	5-6	.833	1	6	7	9.3	5	0	4	2	0	20	15.9
at Angelo St.	01/07/2023	*	32:38	3-11	.273	0-3	.000	2-2	1.000	3	4	7	9.2	3	0	4	0	0	8	15.4
Eastern N.M.	01/12/2023	*	30:32	7-10	.700	2-2	1.000	1-1	1.000	0	11	11	9.3	1	3	3	1	2	17	15.5
Western N.M.	01/14/2023	*	31:09	5-15	.333	1-8	.125	3-3	1.000	2	11	13	9.5	0	2	0	1	0	14	15.4
at UT Tyler	01/19/2023	*	33:50	2-3	.667	1-1	1.000	0-0	.000	1	9	10	9.5	1	1	3	0	0	5	14.8
at Texas Woman's	01/21/2023	*	34:18	3-14	.214	0-4	.000	5-5	1.000	0	4	4	9.3	4	2	1	0	0	11	14.7
at Midwestern St.	01/26/2023	*	23:00	4-7	.571	0-2	.000	4-6	.667	0	5	5	9.0	1	0	2	2	0	12	14.5
at Cameron	01/28/2023	*	31:54	6-13	.462	2-4	.500	9-10	.900	2	2	4	8.8	0	0	0	0	1	23	14.9
Angelo St.	02/02/2023	*	39:06	9-17	.529	0-3	.000	3-3	1.000	4	13	17	9.2	2	3	4	0	0	21	15.2
Tex. Permian Basin	02/04/2023	*	23:46	6-8	.750	1-2	.500	0-0	.000	1	8	9	9.2	0	4	2	0	1	13	15.1
at Western N.M.	02/09/2023	*	35:55	9-17	.529	1-6	.167	5-5	1.000	0	7	7	9.1	0	1	4	1	1	24	15.4
at Eastern N.M.	02/11/2023	*	31:08	8-16	.500	0-3	.000	1-1	1.000	3	7	10	9.1	2	0	6	0	0	17	15.5
<b>Totals</b>			<b>26 815:42</b>	<b>135-299</b>	<b>.452</b>	<b>35-96</b>	<b>.365</b>	<b>98-108</b>	<b>.907</b>	<b>40</b>	<b>197</b>	<b>237</b>	<b>9.1</b>	<b>50</b>	<b>48</b>	<b>70</b>	<b>21</b>	<b>13</b>	<b>403</b>	<b>15.5</b>

**Player Averages**

Games Played	Minutes/game	Points/game	FG Pct	3FG Pct	FT Pct	Rebounds/game	Assists/game	Turnovers/game	Assist/Turnover ratio	Steals/game	Blocks/game
26	31.4	15.5	45.2	36.5	90.7	9.1	1.8	2.7	0.7	0.5	0.8



**2022-23 Lubbock Christian Women's Basketball**  
**Individual Game-by-Game**  
**All games**

Page 2/13  
as of Feb 15, 2023

**#2 MADDUX, Maci**

Opponent	Date	GS	MIN	Total		3-Pointers		Free throws		Rebounds				PF	A	TO	BLK	STL	PTS	AVG
				FG-FGA	PCT	3FG-3FGA	PCT	FT-FTA	PCT	OFF	DEF	TOT	AVG							
vs Mo. Southern St.	11/05/2022	*	40:00	3-7	.429	0-1	.000	2-2	1.000	0	4	4	4.0	2	3	1	0	2	8	8.0
vs Missouri Western	11/06/2022	*	39:13	5-12	.417	1-4	.250	2-2	1.000	0	2	2	3.0	4	6	10	0	4	13	10.5
Colo. Christian	11/11/2022	*	30:53	6-11	.545	2-2	1.000	0-0	.000	0	3	3	3.0	0	5	1	0	3	14	11.7
CSU Pueblo	11/12/2022	*	36:57	5-8	.625	1-2	.500	3-5	.600	0	1	1	2.5	0	4	3	0	3	14	12.3
at Southwestern Okla.	11/21/2022	*	35:57	2-10	.200	0-4	.000	0-2	.000	1	6	7	3.4	3	7	5	0	2	4	10.6
Western Colo.	11/27/2022	*	39:09	5-11	.455	0-1	.000	3-4	.750	0	1	1	3.0	0	2	2	0	4	13	11.0
Okla. Christian	12/01/2022	*	27:38	8-12	.667	3-4	.750	0-0	.000	1	2	3	3.0	2	5	1	0	3	19	12.1
Ark.-Fort Smith	12/03/2022	*	36:32	3-9	.333	0-3	.000	2-2	1.000	0	2	2	2.9	0	5	2	0	2	8	11.6
at Tex. A&M Int'l	12/08/2022	*	37:10	5-19	.263	1-6	.167	0-0	.000	1	3	4	3.0	1	3	6	1	2	11	11.6
at Tex. A&M-Kingsville	12/10/2022	*	38:44	3-9	.333	0-3	.000	3-3	1.000	1	6	7	3.4	1	9	3	0	2	9	11.3
vs Ga. Southwestern	12/16/2022	*	40:00	3-10	.300	0-4	.000	0-0	.000	0	4	4	3.5	2	3	1	0	1	6	10.8
vs Mont. St. Billings	12/17/2022	*	37:37	6-14	.429	1-1	1.000	0-0	.000	1	7	8	3.8	2	3	3	0	0	13	11.0
Cameron	12/30/2022	*	22:28	4-7	.571	1-2	.500	2-2	1.000	0	3	3	3.8	0	4	2	0	3	11	11.0
Midwestern St.	01/01/2023	*	38:39	4-8	.500	0-0	.000	4-5	.800	1	2	3	3.7	2	8	5	0	2	12	11.1
at Tex. Permian Basin	01/05/2023	*	39:18	5-9	.556	0-1	.000	3-4	.750	0	1	1	3.5	1	5	4	0	2	13	11.2
at Angelo St.	01/07/2023	*	37:56	2-13	.154	0-2	.000	0-0	.000	2	5	7	3.8	1	3	3	0	1	4	10.8
Eastern N.M.	01/12/2023	*	35:40	3-9	.333	1-5	.200	2-2	1.000	0	1	1	3.6	0	7	1	0	3	9	10.6
Western N.M.	01/14/2023	*	33:03	2-7	.286	0-1	.000	0-0	.000	0	3	3	3.6	0	5	3	0	0	4	10.3
at UT Tyler	01/19/2023	*	34:52	5-14	.357	4-7	.571	0-0	.000	0	2	2	3.5	3	5	5	0	1	14	10.5
at Texas Woman's	01/21/2023	*	40:00	4-8	.500	3-3	1.000	0-0	.000	1	6	7	3.7	0	5	3	1	5	11	10.5
at Midwestern St.	01/26/2023	*	27:00	3-4	.750	0-0	.000	0-0	.000	0	4	4	3.7	2	1	1	0	0	6	10.3
at Cameron	01/28/2023	*	37:46	3-7	.429	2-3	.667	0-0	.000	0	3	3	3.6	0	5	2	0	1	8	10.2
Angelo St.	02/02/2023	*	40:00	4-9	.444	0-2	.000	0-0	.000	0	1	1	3.5	0	3	0	0	2	8	10.1
Tex. Permian Basin	02/04/2023	*	25:00	1-4	.250	1-3	.333	0-0	.000	0	0	0	3.4	0	5	3	1	0	3	9.8
at Western N.M.	02/09/2023	*	38:15	4-9	.444	1-2	.500	2-2	1.000	0	4	4	3.4	1	4	1	0	1	11	9.8
at Eastern N.M.	02/11/2023	*	40:00	5-12	.417	3-5	.600	1-4	.250	1	2	3	3.4	1	2	3	1	2	14	10.0
<b>Totals</b>			<b>26 929:47</b>	<b>103-252</b>	<b>.409</b>	<b>25-71</b>	<b>.352</b>	<b>29-39</b>	<b>.744</b>	<b>10</b>	<b>78</b>	<b>88</b>	<b>3.4</b>	<b>28</b>	<b>117</b>	<b>74</b>	<b>4</b>	<b>51</b>	<b>260</b>	<b>10.0</b>

**Player Averages**

Games Played	Minutes/game	Points/game	FG Pct	3FG Pct	FT Pct	Rebounds/game	Assists/game	Turnovers/game	Assist/Turnover ratio	Steals/game	Blocks/game
26	35.8	10.0	40.9	35.2	74.4	3.4	4.5	2.8	1.6	2.0	0.2



**2022-23 Lubbock Christian Women's Basketball**  
**Individual Game-by-Game**  
**All games**

Page 3/13  
as of Feb 15, 2023

**#3 ROBERTSON, Audrey**

Opponent	Date	GS	MIN	Total		3-Pointers		Free throws		Rebounds				PF	A	TO	BLK	STL	PTS	AVG
				FG-FGA	PCT	3FG-3FGA	PCT	FT-FTA	PCT	OFF	DEF	TOT	AVG							
vs Mo. Southern St.	11/05/2022	*	33:30	2-9	.222	0-1	.000	3-4	.750	2	8	10	10.0	0	4	6	0	0	7	7.0
vs Missouri Western	11/06/2022	*	39:58	4-8	.500	0-1	.000	7-8	.875	3	2	5	7.5	2	2	1	0	2	15	11.0
Colo. Christian	11/11/2022	*	24:58	3-6	.500	0-1	.000	6-7	.857	3	0	3	6.0	1	6	3	0	4	12	11.3
CSU Pueblo	11/12/2022	*	33:11	5-9	.556	0-0	.000	4-5	.800	0	3	3	5.3	1	2	3	0	1	14	12.0
at Southwestern Okla.	11/21/2022	*	35:03	4-9	.444	0-3	.000	3-3	1.000	1	5	6	5.4	1	5	4	2	1	11	11.8
Western Colo.	11/27/2022	*	36:05	2-7	.286	1-4	.250	6-8	.750	1	6	7	5.7	1	2	1	0	1	11	11.7
Okla. Christian	12/01/2022	*	24:45	2-6	.333	0-0	.000	3-6	.500	2	2	4	5.4	3	2	2	0	4	7	11.0
Ark.-Fort Smith	12/03/2022	*	29:53	4-9	.444	0-1	.000	5-6	.833	0	3	3	5.1	3	3	2	0	2	13	11.3
at Tex. A&M Int'l	12/08/2022	*	36:53	3-9	.333	0-3	.000	0-0	.000	0	2	2	4.8	2	2	2	0	1	6	10.7
at Tex. A&M-Kingsville	12/10/2022	*	32:43	2-4	.500	0-0	.000	2-2	1.000	1	3	4	4.7	1	5	1	1	0	6	10.2
vs Ga. Southwestern	12/16/2022	*	33:17	6-9	.667	1-3	.333	2-2	1.000	4	2	6	4.8	2	3	5	0	1	15	10.6
vs Mont. St. Billings	12/17/2022	*	32:21	7-10	.700	1-2	.500	4-4	1.000	1	1	2	4.6	3	3	1	0	1	19	11.3
Cameron	12/30/2022	*	20:55	4-5	.800	2-2	1.000	1-1	1.000	1	7	8	4.8	0	4	2	0	2	11	11.3
Midwestern St.	01/01/2023	*	20:28	5-10	.500	0-1	.000	1-2	.500	2	1	3	4.7	5	0	0	0	1	11	11.3
at Tex. Permian Basin	01/05/2023	*	38:31	6-12	.500	2-4	.500	4-4	1.000	2	7	9	5.0	3	3	6	0	0	18	11.7
at Angelo St.	01/07/2023	*	37:57	5-10	.500	2-4	.500	6-7	.857	2	10	12	5.4	0	1	4	1	3	18	12.1
Eastern N.M.	01/12/2023	*	29:10	4-7	.571	3-5	.600	1-2	.500	0	4	4	5.4	2	4	3	0	1	12	12.1
Western N.M.	01/14/2023	*	26:31	3-8	.375	0-2	.000	3-4	.750	0	4	4	5.3	0	4	1	1	1	9	11.9
at UT Tyler	01/19/2023	*	39:04	3-9	.333	0-5	.000	2-2	1.000	1	6	7	5.4	3	3	5	0	3	8	11.7
at Texas Woman's	01/21/2023	*	33:55	6-11	.545	2-4	.500	0-0	.000	2	4	6	5.4	3	2	2	0	2	14	11.9
at Midwestern St.	01/26/2023	*	21:00	1-2	.500	0-0	.000	0-0	.000	1	4	5	5.4	0	3	0	0	0	2	11.4
at Cameron	01/28/2023	*	34:35	1-7	.143	0-2	.000	2-4	.500	0	8	8	5.5	1	5	2	0	1	4	11.0
Angelo St.	02/02/2023	*	36:34	5-12	.417	0-0	.000	2-2	1.000	0	4	4	5.4	2	2	1	0	2	12	11.1
Tex. Permian Basin	02/04/2023	*	18:29	4-7	.571	3-5	.600	0-0	.000	0	1	1	5.3	2	3	2	0	0	11	11.1
at Western N.M.	02/09/2023	*	33:19	4-10	.400	0-1	.000	0-0	.000	0	4	4	5.2	0	2	0	0	1	8	11.0
at Eastern N.M.	02/11/2023	*	34:31	3-9	.333	0-4	.000	4-4	1.000	2	6	8	5.3	2	5	2	2	0	10	10.9
<b>Totals</b>			<b>26 817:37</b>	<b>98-214</b>	<b>.458</b>	<b>17-58</b>	<b>.293</b>	<b>71-87</b>	<b>.816</b>	<b>31</b>	<b>107</b>	<b>138</b>	<b>5.3</b>	<b>43</b>	<b>80</b>	<b>61</b>	<b>7</b>	<b>35</b>	<b>284</b>	<b>10.9</b>

**Player Averages**

Games Played	Minutes/game	Points/game	FG Pct	3FG Pct	FT Pct	Rebounds/game	Assists/game	Turnovers/game	Assist/Turnover ratio	Steals/game	Blocks/game
26	31.4	10.9	45.8	29.3	81.6	5.3	3.1	2.3	1.3	1.3	0.3





**2022-23 Lubbock Christian Women's Basketball**  
**Individual Game-by-Game**  
**All games**

Page 4/13  
as of Feb 15, 2023

**#4 HAASE, Rachel**

Opponent	Date	GS	MIN	Total		3-Pointers		Free throws		Rebounds				PF	A	TO	BLK	STL	PTS	AVG
				FG-FGA	PCT	3FG-3FGA	PCT	FT-FTA	PCT	OFF	DEF	TOT	AVG							
Colo. Christian	11/11/2022		19:42	3-8	.375	3-6	.500	1-2	.500	0	2	2	2.0	1	1	3	0	0	10	10.0
CSU Pueblo	11/12/2022		15:14	1-2	.500	1-2	.500	1-2	.500	4	0	4	3.0	0	1	2	0	0	4	7.0
at Southwestern Okla.	11/21/2022		13:22	3-8	.375	3-7	.429	0-0	.000	0	0	0	2.0	0	1	0	1	0	9	7.7
Western Colo.	11/27/2022		05:51	0-1	.000	0-0	.000	0-0	.000	0	0	0	1.5	0	0	1	0	0	0	5.8
Okla. Christian	12/01/2022		16:41	0-4	.000	0-3	.000	0-0	.000	1	2	3	1.8	0	2	0	1	0	0	4.6
Ark.-Fort Smith	12/03/2022		10:14	1-5	.200	1-3	.333	2-2	1.000	0	1	1	1.7	1	0	1	0	0	5	4.7
at Tex. A&M Int'l	12/08/2022		07:16	0-2	.000	0-1	.000	0-0	.000	0	0	0	1.4	1	0	1	0	0	0	4.0
at Tex. A&M-Kingsville	12/10/2022		15:31	8-10	.800	4-5	.800	1-1	1.000	0	0	0	1.3	0	0	0	0	0	21	6.1
vs Ga. Southwestern	12/16/2022		09:24	0-2	.000	0-1	.000	0-0	.000	0	1	1	1.2	0	1	1	0	0	0	5.4
vs Mont. St. Billings	12/17/2022		10:07	0-1	.000	0-1	.000	0-0	.000	0	0	0	1.1	2	1	1	0	0	0	4.9
Cameron	12/30/2022		21:57	5-12	.417	4-10	.400	0-0	.000	0	0	0	1.0	1	0	1	0	1	14	5.7
Midwestern St.	01/01/2023		08:22	0-4	.000	0-3	.000	0-0	.000	0	0	0	0.9	1	0	0	0	1	0	5.3
at Tex. Permian Basin	01/05/2023		13:38	1-3	.333	1-2	.500	0-0	.000	0	1	1	0.9	1	0	0	0	1	3	5.1
at Angelo St.	01/07/2023		06:57	0-2	.000	0-2	.000	0-0	.000	0	1	1	0.9	0	1	0	0	1	0	4.7
Eastern N.M.	01/12/2023		09:43	2-5	.400	1-3	.333	0-0	.000	0	1	1	0.9	0	1	0	0	0	5	4.7
Western N.M.	01/14/2023		12:46	2-4	.500	1-3	.333	0-0	.000	0	1	1	0.9	1	0	1	0	0	5	4.8
at UT Tyler	01/19/2023		22:52	4-9	.444	3-7	.429	0-0	.000	1	1	2	1.0	3	4	1	0	0	11	5.1
at Texas Woman's	01/21/2023		11:27	1-4	.250	0-2	.000	0-0	.000	0	0	0	0.9	1	2	0	0	0	2	4.9
at Midwestern St.	01/26/2023		15:00	2-8	.250	1-5	.200	0-0	.000	0	3	3	1.1	0	2	0	1	0	5	4.9
at Cameron	01/28/2023		14:57	3-7	.429	3-6	.500	0-0	.000	0	1	1	1.1	0	2	0	0	1	9	5.2
Angelo St.	02/02/2023		09:24	0-1	.000	0-1	.000	0-0	.000	0	1	1	1.0	0	0	2	0	0	0	4.9
Tex. Permian Basin	02/04/2023		18:07	1-2	.500	1-2	.500	0-0	.000	0	1	1	1.0	1	2	1	0	1	3	4.8
at Western N.M.	02/09/2023		08:42	1-1	1.000	1-1	1.000	0-0	.000	0	0	0	1.0	0	0	0	0	0	3	4.7
at Eastern N.M.	02/11/2023		09:52	0-3	.000	0-3	.000	0-0	.000	0	1	1	1.0	0	1	0	0	0	0	4.5
<b>Totals</b>		<b>0</b>	<b>307:05</b>	<b>38-108</b>	<b>.352</b>	<b>28-79</b>	<b>.354</b>	<b>5-7</b>	<b>.714</b>	<b>6</b>	<b>18</b>	<b>24</b>	<b>1.0</b>	<b>14</b>	<b>22</b>	<b>16</b>	<b>3</b>	<b>6</b>	<b>109</b>	<b>4.5</b>

**Player Averages**

Games Played	Minutes/ game	Points/ game	FG Pct	3FG Pct	FT Pct	Rebounds/ game	Assists/ game	Turnovers/ game	Assist/Turnover ratio	Steals/ game	Blocks/ game
24	12.8	4.5	35.2	35.4	71.4	1.0	0.9	0.7	1.4	0.3	0.1



**2022-23 Lubbock Christian Women's Basketball**  
**Individual Game-by-Game**  
**All games**

Page 5/13  
as of Feb 15, 2023

**#12 THOMAS, Taylor**

Opponent	Date	GS	MIN	Total		3-Pointers		Free throws		Rebounds				PF	A	TO	BLK	STL	PTS	AVG
				FG-FGA	PCT	3FG-3FGA	PCT	FT-FTA	PCT	OFF	DEF	TOT	AVG							
vs Mo. Southern St.	11/05/2022		13:01	0-2	.000	0-0	.000	1-2	.500	0	1	1	1.0	1	1	2	1	1	1	1.0
vs Missouri Western	11/06/2022		08:34	2-2	1.000	0-0	.000	1-1	1.000	0	1	1	1.0	2	0	1	0	0	5	3.0
Colo. Christian	11/11/2022		12:05	1-5	.200	0-1	.000	4-4	1.000	0	1	1	1.0	3	1	0	0	1	6	4.0
CSU Pueblo	11/12/2022		09:14	1-2	.500	0-0	.000	0-0	.000	0	2	2	1.3	1	0	1	0	0	2	3.5
at Southwestern Okla.	11/21/2022		05:17	1-1	1.000	0-0	.000	0-0	.000	0	1	1	1.2	1	0	0	0	0	2	3.2
Western Colo.	11/27/2022		10:58	1-3	.333	0-1	.000	0-0	.000	0	2	2	1.3	0	0	2	0	1	2	3.0
Okla. Christian	12/01/2022		16:23	3-5	.600	0-1	.000	2-2	1.000	0	2	2	1.4	2	0	3	0	1	8	3.7
Ark.-Fort Smith	12/03/2022		06:26	0-1	.000	0-1	.000	0-0	.000	0	0	0	1.3	1	1	0	0	0	0	3.3
at Tex. A&M Int'l	12/08/2022		03:33	0-0	.000	0-0	.000	2-2	1.000	0	0	0	1.1	1	0	1	0	0	2	3.1
vs Ga. Southwestern	12/16/2022		02:36	0-0	.000	0-0	.000	0-0	.000	0	0	0	1.0	0	0	1	0	0	0	2.8
vs Mont. St. Billings	12/17/2022		02:36	0-0	.000	0-0	.000	0-0	.000	0	1	1	1.0	0	0	0	0	0	0	2.5
Cameron	12/30/2022		18:21	1-3	.333	0-1	.000	0-0	.000	0	2	2	1.1	0	1	1	1	1	2	2.5
Midwestern St.	01/01/2023		11:45	2-4	.500	0-2	.000	2-2	1.000	0	3	3	1.2	3	0	1	0	3	6	2.8
at Tex. Permian Basin	01/05/2023		07:41	1-1	1.000	0-0	.000	4-5	.800	0	1	1	1.2	2	0	0	0	0	6	3.0
at Angelo St.	01/07/2023		09:44	0-2	.000	0-0	.000	0-0	.000	0	0	0	1.1	3	0	3	1	0	0	2.8
Eastern N.M.	01/12/2023		04:20	0-0	.000	0-0	.000	0-0	.000	0	0	0	1.1	0	0	0	0	0	0	2.6
Western N.M.	01/14/2023		03:17	1-1	1.000	0-0	.000	0-0	.000	0	0	0	1.0	1	0	0	0	0	2	2.6
at Texas Woman's	01/21/2023		00:44	0-0	.000	0-0	.000	0-0	.000	0	0	0	0.9	0	0	0	0	0	0	2.4
at Midwestern St.	01/26/2023		12:00	1-1	1.000	0-0	.000	1-1	1.000	0	2	2	1.0	2	1	2	0	0	3	2.5
Tex. Permian Basin	02/04/2023		22:29	3-6	.500	1-3	.333	2-2	1.000	0	0	0	1.0	1	2	1	0	1	9	2.8
at Western N.M.	02/09/2023		07:08	0-0	.000	0-0	.000	2-2	1.000	1	0	1	1.0	2	0	1	0	0	2	2.8
<b>Totals</b>		<b>0</b>	<b>188:12</b>	<b>18-39</b>	<b>.462</b>	<b>1-10</b>	<b>.100</b>	<b>21-23</b>	<b>.913</b>	<b>1</b>	<b>19</b>	<b>20</b>	<b>1.0</b>	<b>26</b>	<b>7</b>	<b>20</b>	<b>3</b>	<b>9</b>	<b>58</b>	<b>2.8</b>

**Player Averages**

Games Played	Minutes/game	Points/game	FG Pct	3FG Pct	FT Pct	Rebounds/game	Assists/game	Turnovers/game	Assist/Turnover ratio	Steals/game	Blocks/game
21	9.0	2.8	46.2	10.0	91.3	1.0	0.3	1.0	0.4	0.4	0.1



**2022-23 Lubbock Christian Women's Basketball**  
**Individual Game-by-Game**  
**All games**

Page 6/13  
as of Feb 15, 2023

**#15 STOVALL, Shaylee**

Opponent	Date	GS	MIN	Total		3-Pointers		Free throws		Rebounds											
				FG-FGA	PCT	3FG-3FGA	PCT	FT-FTA	PCT	OFF	DEF	TOT	AVG	PF	A	TO	BLK	STL	PTS	AVG	
vs Mo. Southern St.	11/05/2022	*	30:19	2-4	.500	1-3	.333	9-10	.900	1	1	2	2.0	2	1	0	0	1	14	14.0	
vs Missouri Western	11/06/2022	*	33:15	0-2	.000	0-0	.000	6-8	.750	0	1	1	1.5	2	1	1	0	0	6	10.0	
Colo. Christian	11/11/2022	*	19:59	2-8	.250	1-5	.200	0-0	.000	1	0	1	1.3	1	2	2	0	1	5	8.3	
CSU Pueblo	11/12/2022	*	25:57	2-3	.667	1-1	1.000	3-3	1.000	0	1	1	1.3	0	2	0	0	0	8	8.3	
at Southwestern Okla.	11/21/2022	*	27:54	1-3	.333	0-2	.000	1-3	.333	0	0	0	1.0	1	1	3	0	0	3	7.2	
Western Colo.	11/27/2022	*	26:47	2-7	.286	1-4	.250	2-4	.500	0	1	1	1.0	1	0	0	0	0	7	7.2	
Okla. Christian	12/01/2022	*	19:44	6-7	.857	3-4	.750	1-1	1.000	0	0	0	0.9	0	0	0	0	0	16	8.4	
Ark.-Fort Smith	12/03/2022	*	29:53	3-5	.600	0-1	.000	6-6	1.000	0	0	0	0.8	1	1	1	0	0	12	8.9	
at Tex. A&M Int'l	12/08/2022	*	28:17	3-10	.300	2-5	.400	1-2	.500	0	0	0	0.7	0	1	2	0	1	9	8.9	
at Tex. A&M-Kingsville	12/10/2022	*	24:16	0-2	.000	0-1	.000	1-2	.500	0	1	1	0.7	0	1	0	0	0	1	8.1	
vs Ga. Southwestern	12/16/2022	*	25:08	1-5	.200	1-4	.250	2-2	1.000	0	0	0	0.6	4	1	2	0	0	5	7.8	
vs Mont. St. Billings	12/17/2022	*	26:50	0-2	.000	0-2	.000	1-2	.500	0	2	2	0.8	2	0	1	0	0	1	7.3	
Cameron	12/30/2022	*	22:12	4-6	.667	1-3	.333	1-1	1.000	0	2	2	0.8	1	0	2	0	1	10	7.5	
Midwestern St.	01/01/2023	*	33:36	4-9	.444	2-4	.500	3-3	1.000	0	2	2	0.9	1	1	4	0	1	13	7.9	
at Tex. Permian Basin	01/05/2023	*	28:33	0-2	.000	0-2	.000	2-2	1.000	0	4	4	1.1	3	0	1	0	4	2	7.5	
at Angelo St.	01/07/2023	*	30:41	4-7	.571	4-7	.571	0-0	.000	0	2	2	1.2	1	0	0	0	1	12	7.8	
Eastern N.M.	01/12/2023	*	27:58	4-6	.667	2-4	.500	0-1	.000	0	4	4	1.4	2	1	3	0	0	10	7.9	
Western N.M.	01/14/2023	*	28:21	2-3	.667	2-2	1.000	2-2	1.000	0	2	2	1.4	0	1	0	0	1	8	7.9	
at UT Tyler	01/19/2023	*	32:30	5-10	.500	3-8	.375	0-0	.000	0	3	3	1.5	4	1	3	0	0	13	8.2	
at Texas Woman's	01/21/2023	*	27:13	6-7	.857	4-4	1.000	2-2	1.000	0	0	0	1.4	2	3	1	0	2	18	8.7	
at Midwestern St.	01/26/2023	*	24:00	2-5	.400	2-3	.667	5-6	.833	0	0	0	1.3	1	4	2	0	0	11	8.8	
at Cameron	01/28/2023	*	35:50	2-7	.286	2-6	.333	0-0	.000	0	1	1	1.3	0	1	0	0	1	6	8.6	
Angelo St.	02/02/2023	*	33:01	1-6	.167	1-5	.200	0-0	.000	0	1	1	1.3	0	2	0	0	0	3	8.4	
Tex. Permian Basin	02/04/2023	*	16:12	0-2	.000	0-1	.000	2-2	1.000	1	1	2	1.3	1	0	0	0	0	2	8.1	
at Western N.M.	02/09/2023	*	22:16	0-5	.000	0-4	.000	0-0	.000	0	2	2	1.4	3	0	1	0	0	0	7.8	
at Eastern N.M.	02/11/2023	*	20:38	2-7	.286	1-4	.250	2-2	1.000	2	2	4	1.5	1	3	2	0	1	7	7.8	
Totals		26	701:19	58-140	.414	34-89	.382	52-64	.813	5	33	38	1.5	34	28	31	0	15	202	7.8	

**Player Averages**

Games Played	Minutes/game	Points/game	FG Pct	3FG Pct	FT Pct	Rebounds/game	Assists/game	Turnovers/game	Assist/Turnover ratio	Steals/game	Blocks/game
26	27.0	7.8	41.4	38.2	81.3	1.5	1.1	1.2	0.9	0.6	0.0





**2022-23 Lubbock Christian Women's Basketball**  
**Individual Game-by-Game**  
**All games**

Page 7/13  
as of Feb 15, 2023

**#20 BOSTWICK, Carli**

Opponent	Date	GS	MIN	Total		3-Pointers		Free throws		Rebounds				PF	A	TO	BLK	STL	PTS	AVG
				FG-FGA	PCT	3FG-3FGA	PCT	FT-FTA	PCT	OFF	DEF	TOT	AVG							
Okla. Christian	12/01/2022		09:22	2-4	.500	0-2	.000	1-2	.500	0	3	3	3.0	1	0	0	0	1	5	5.0
Ark.-Fort Smith	12/03/2022		08:01	0-3	.000	0-3	.000	0-0	.000	0	1	1	2.0	0	1	1	0	1	0	2.5
at Tex. A&M Int'l	12/08/2022		07:21	0-0	.000	0-0	.000	0-2	.000	0	0	0	1.3	0	0	0	0	0	0	1.7
at Tex. A&M-Kingsville	12/10/2022		10:16	1-3	.333	0-0	.000	0-0	.000	0	1	1	1.3	0	0	0	0	0	2	1.8
vs Ga. Southwestern	12/16/2022		23:30	4-8	.500	4-5	.800	6-6	1.000	0	6	6	2.2	2	0	2	0	0	18	5.0
vs Mont. St. Billings	12/17/2022		19:01	3-6	.500	0-2	.000	5-5	1.000	0	2	2	2.2	2	0	0	0	1	11	6.0
Cameron	12/30/2022	*	18:43	3-13	.231	1-6	.167	0-1	.000	0	2	2	2.1	1	1	1	0	1	7	6.1
Midwestern St.	01/01/2023		11:07	0-2	.000	0-1	.000	0-2	.000	0	1	1	2.0	0	0	0	0	0	0	5.4
at Tex. Permian Basin	01/05/2023	*	04:30	0-1	.000	0-1	.000	0-0	.000	0	1	1	1.9	2	0	3	0	0	0	4.8
at Angelo St.	01/07/2023		09:37	1-4	.250	0-2	.000	1-2	.500	0	0	0	1.7	2	0	2	0	0	3	4.6
Eastern N.M.	01/12/2023		08:31	2-2	1.000	0-0	.000	1-2	.500	0	2	2	1.7	1	0	0	0	0	5	4.6
Western N.M.	01/14/2023		11:52	2-5	.400	0-1	.000	0-0	.000	0	3	3	1.8	0	0	0	0	1	4	4.6
at UT Tyler	01/19/2023		05:53	0-2	.000	0-2	.000	0-0	.000	0	0	0	1.7	0	0	0	0	0	0	4.2
at Texas Woman's	01/21/2023		08:50	1-2	.500	0-1	.000	2-2	1.000	0	0	0	1.6	1	0	1	0	0	4	4.2
at Midwestern St.	01/26/2023		12:00	0-1	.000	0-0	.000	0-0	.000	1	3	4	1.7	1	0	0	0	0	0	3.9
at Cameron	01/28/2023		02:52	1-2	.500	0-1	.000	0-0	.000	0	0	0	1.6	1	0	0	0	0	2	3.8
Angelo St.	02/02/2023		01:20	0-0	.000	0-0	.000	0-2	.000	0	0	0	1.5	1	0	1	0	0	0	3.6
Tex. Permian Basin	02/04/2023		14:33	3-5	.600	1-2	.500	2-2	1.000	2	3	5	1.7	0	0	1	0	2	9	3.9
at Western N.M.	02/09/2023		08:53	0-0	.000	0-0	.000	0-0	.000	1	0	1	1.7	0	1	0	0	0	0	3.7
at Eastern N.M.	02/11/2023		14:59	3-3	1.000	0-0	.000	1-1	1.000	0	2	2	1.7	0	1	0	1	1	7	3.9
<b>Totals</b>		<b>2</b>	<b>211:11</b>	<b>26-66</b>	<b>.394</b>	<b>6-29</b>	<b>.207</b>	<b>19-29</b>	<b>.655</b>	<b>4</b>	<b>30</b>	<b>34</b>	<b>1.7</b>	<b>15</b>	<b>4</b>	<b>12</b>	<b>1</b>	<b>8</b>	<b>77</b>	<b>3.9</b>

**Player Averages**

Games Played	Minutes/game	Points/game	FG Pct	3FG Pct	FT Pct	Rebounds/game	Assists/game	Turnovers/game	Assist/Turnover ratio	Steals/game	Blocks/game
20	10.6	3.9	39.4	20.7	65.5	1.7	0.2	0.6	0.3	0.4	0.1



**2022-23 Lubbock Christian Women's Basketball**  
**Individual Game-by-Game**  
**All games**

Page 8/13  
as of Feb 15, 2023

**#23 MCCOY, Martie**

Opponent	Date	GS	MIN	Total		3-Pointers		Free throws		Rebounds				PF	A	TO	BLK	STL	PTS	AVG
				FG-FGA	PCT	3FG-3FGA	PCT	FT-FTA	PCT	OFF	DEF	TOT	AVG							
vs Mo. Southern St.	11/05/2022		06:04	0-0	.000	0-0	.000	0-0	.000	0	1	1	1.0	3	0	0	0	0	0.0	
vs Missouri Western	11/06/2022		21:03	0-4	.000	0-0	.000	3-4	.750	1	6	7	4.0	3	0	1	0	0	1.5	
Colo. Christian	11/11/2022		15:29	2-4	.500	1-2	.500	0-0	.000	0	1	1	3.0	0	0	1	0	0	2.7	
CSU Pueblo	11/12/2022		10:29	0-0	.000	0-0	.000	0-0	.000	0	2	2	2.8	3	0	1	0	0	2.0	
at Southwestern Okla.	11/21/2022		06:44	1-1	1.000	0-0	.000	0-0	.000	1	1	2	2.6	1	0	1	1	0	2.0	
Western Colo.	11/27/2022		06:45	0-0	.000	0-0	.000	0-0	.000	0	0	0	2.2	1	1	0	0	0	1.7	
Okla. Christian	12/01/2022		15:42	1-2	.500	1-1	1.000	1-2	.500	1	1	2	2.1	4	1	2	0	0	4.0	
Ark.-Fort Smith	12/03/2022		09:02	1-3	.333	1-2	.500	0-0	.000	1	0	1	2.0	1	1	0	0	0	2.1	
at Tex. A&M Int'l	12/08/2022		05:46	0-0	.000	0-0	.000	0-0	.000	0	0	0	1.8	1	1	0	0	0	1.9	
at Tex. A&M-Kingsville	12/10/2022		08:03	0-1	.000	0-1	.000	0-0	.000	0	2	2	1.8	3	0	0	0	0	1.7	
vs Ga. Southwestern	12/16/2022		02:18	0-0	.000	0-0	.000	0-0	.000	0	1	1	1.7	0	0	0	0	0	1.5	
vs Mont. St. Billings	12/17/2022		11:20	0-0	.000	0-0	.000	0-0	.000	0	2	2	1.8	2	0	0	0	0	1.4	
Cameron	12/30/2022		16:03	0-2	.000	0-1	.000	0-0	.000	2	3	5	2.0	1	3	0	0	0	1.3	
Midwestern St.	01/01/2023		07:05	0-0	.000	0-0	.000	0-0	.000	0	1	1	1.9	2	0	0	1	0	1.2	
at Tex. Permian Basin	01/05/2023		23:55	2-3	.667	0-1	.000	2-2	1.000	0	4	4	2.1	2	3	0	0	1	6.5	
at Angelo St.	01/07/2023	*	18:01	1-6	.167	0-0	.000	0-0	.000	0	1	1	2.0	1	2	0	1	1	1.6	
Eastern N.M.	01/12/2023		10:15	1-1	1.000	0-0	.000	1-1	1.000	0	0	0	1.9	0	0	1	0	0	1.6	
Western N.M.	01/14/2023		07:39	0-1	.000	0-1	.000	0-0	.000	0	1	1	1.8	1	0	1	0	1	1.6	
at UT Tyler	01/19/2023	*	08:43	0-0	.000	0-0	.000	2-2	1.000	0	2	2	1.8	3	0	1	0	1	2.6	
at Texas Woman's	01/21/2023	*	15:32	1-5	.200	1-2	.500	0-2	.000	0	0	0	1.8	2	2	1	0	0	1.7	
at Midwestern St.	01/26/2023	*	19:00	2-7	.286	1-3	.333	0-0	.000	0	5	5	1.9	4	1	0	0	0	1.8	
at Cameron	01/28/2023	*	14:55	1-3	.333	0-0	.000	0-0	.000	2	4	6	2.1	2	2	1	0	0	1.8	
Angelo St.	02/02/2023	*	27:15	2-7	.286	1-3	.333	5-6	.833	1	3	4	2.2	5	0	3	0	0	2.2	
Tex. Permian Basin	02/04/2023	*	16:59	1-1	1.000	0-0	.000	3-4	.750	1	2	3	2.2	1	2	1	0	0	2.3	
at Western N.M.	02/09/2023	*	20:13	2-3	.667	0-0	.000	0-0	.000	0	1	1	2.2	1	0	0	0	2	2.4	
at Eastern N.M.	02/11/2023	*	26:58	2-4	.500	0-0	.000	2-2	1.000	0	2	2	2.2	4	1	1	0	1	2.5	
Totals		9	351:18	20-58	.345	6-17	.353	19-25	.760	10	46	56	2.2	51	20	16	3	7	65	2.5

**Player Averages**

Games Played	Minutes/ game	Points/ game	FG Pct	3FG Pct	FT Pct	Rebounds/ game	Assists/ game	Turnovers/ game	Assist/Turnover ratio	Steals/ game	Blocks/ game
26	13.5	2.5	34.5	35.3	76.0	2.2	0.8	0.6	1.3	0.3	0.1



**2022-23 Lubbock Christian Women's Basketball**  
**Individual Game-by-Game**  
**All games**

Page 9/13  
as of Feb 15, 2023

**#30 SPURGIN, Audrey**

Opponent	Date	GS	MIN	Total		3-Pointers		Free throws		Rebounds				PF	A	TO	BLK	STL	PTS	AVG
				FG-FGA	PCT	3FG-3FGA	PCT	FT-FTA	PCT	OFF	DEF	TOT	AVG							
vs Mo. Southern St.	11/05/2022		05:12	1-2	.500	0-0	.000	0-0	.000	0	0	0	0.0	1	0	0	0	0	2	2.0
Colo. Christian	11/11/2022		10:04	1-2	.500	0-0	.000	3-5	.600	1	1	2	1.0	3	0	0	0	0	5	3.5
CSU Pueblo	11/12/2022		04:39	1-1	1.000	0-0	.000	1-3	.333	0	1	1	1.0	1	1	1	0	0	3	3.3
at Southwestern Okla.	11/21/2022		01:34	0-1	.000	0-0	.000	0-0	.000	0	0	0	0.8	0	0	0	0	0	0	2.5
Western Colo.	11/27/2022		12:42	0-3	.000	0-1	.000	0-0	.000	0	1	1	0.8	2	0	0	0	1	0	2.0
Okla. Christian	12/01/2022		07:52	0-3	.000	0-0	.000	5-6	.833	2	0	2	1.0	1	0	0	0	0	5	2.5
Ark.-Fort Smith	12/03/2022		04:29	0-1	.000	0-0	.000	1-2	.500	0	3	3	1.3	0	0	0	0	0	1	2.3
at Tex. A&M Int'l	12/08/2022		05:41	0-0	.000	0-0	.000	0-0	.000	0	0	0	1.1	1	0	2	0	0	0	2.0
at Tex. A&M-Kingsville	12/10/2022		04:47	1-2	.500	0-0	.000	0-0	.000	0	0	0	1.0	1	1	0	0	0	2	2.0
vs Ga. Southwestern	12/16/2022		05:41	1-1	1.000	0-0	.000	1-2	.500	0	0	0	0.9	0	0	0	0	0	3	2.1
vs Mont. St. Billings	12/17/2022		08:18	1-3	.333	0-0	.000	1-2	.500	2	0	2	1.0	2	0	1	0	0	3	2.2
Cameron	12/30/2022		11:30	3-5	.600	0-0	.000	2-2	1.000	2	2	4	1.3	1	1	1	1	0	8	2.7
Midwestern St.	01/01/2023		07:01	0-1	.000	0-0	.000	0-0	.000	0	1	1	1.2	1	0	1	0	0	0	2.5
at Angelo St.	01/07/2023		13:25	2-5	.400	0-0	.000	0-0	.000	2	3	5	1.5	1	0	0	1	1	4	2.6
Eastern N.M.	01/12/2023		02:19	0-1	.000	0-0	.000	1-2	.500	0	0	0	1.4	1	0	0	0	0	1	2.5
Western N.M.	01/14/2023		07:32	3-5	.600	0-0	.000	3-4	.750	0	1	1	1.4	3	0	0	0	0	9	2.9
at Texas Woman's	01/21/2023		09:46	1-2	.500	0-0	.000	0-0	.000	1	0	1	1.4	4	0	2	1	0	2	2.8
at Midwestern St.	01/26/2023		09:00	0-4	.000	0-0	.000	2-2	1.000	1	2	3	1.4	1	1	1	0	0	2	2.8
at Cameron	01/28/2023		02:04	0-0	.000	0-0	.000	0-0	.000	0	0	0	1.4	0	0	0	0	0	0	2.6
Tex. Permian Basin	02/04/2023		02:59	0-1	.000	0-0	.000	0-0	.000	0	1	1	1.4	1	0	0	0	0	0	2.5
at Western N.M.	02/09/2023		08:24	0-1	.000	0-0	.000	0-0	.000	0	0	0	1.3	2	0	2	0	0	0	2.4
at Eastern N.M.	02/11/2023		09:13	1-2	.500	0-0	.000	1-2	.500	0	3	3	1.4	2	0	1	0	0	3	2.4
<b>Totals</b>		<b>0</b>	<b>154:12</b>	<b>16-46</b>	<b>.348</b>	<b>0-1</b>	<b>.000</b>	<b>21-32</b>	<b>.656</b>	<b>11</b>	<b>19</b>	<b>30</b>	<b>1.4</b>	<b>29</b>	<b>4</b>	<b>12</b>	<b>3</b>	<b>2</b>	<b>53</b>	<b>2.4</b>

**Player Averages**

Games Played	Minutes/game	Points/game	FG Pct	3FG Pct	FT Pct	Rebounds/game	Assists/game	Turnovers/game	Assist/Turnover ratio	Steals/game	Blocks/game
22	7.0	2.4	34.8	0.0	65.6	1.4	0.2	0.5	0.3	0.1	0.1



2022-23 Lubbock Christian Women's Basketball  
Individual Game-by-Game  
All games

Page 10/13  
as of Feb 15, 2023

#31 JOHNSON, Tia

Opponent	Date	GS	MIN	Total		3-Pointers		Free throws		Rebounds				PF	A	TO	BLK	STL	PTS	AVG
				FG-FGA	PCT	3FG-3FGA	PCT	FT-FTA	PCT	OFF	DEF	TOT	AVG							
vs Mo. Southern St.	11/05/2022		03:05	0-0	.000	0-0	.000	0-0	.000	1	0	1	1.0	0	1	1	0	0	0	0.0
Colo. Christian	11/11/2022		06:01	0-2	.000	0-1	.000	0-0	.000	0	3	3	2.0	0	0	1	0	1	0	0.0
Okla. Christian	12/01/2022		05:35	1-2	.500	0-1	.000	1-1	1.000	0	2	2	2.0	2	0	0	0	1	3	1.0
Ark.-Fort Smith	12/03/2022		02:12	1-2	.500	1-2	.500	0-0	.000	0	0	0	1.5	0	0	0	0	0	3	1.5
Eastern N.M.	01/12/2023		06:14	0-1	.000	0-1	.000	0-0	.000	0	2	2	1.6	1	1	0	0	0	0	1.2
Western N.M.	01/14/2023		03:17	1-2	.500	0-0	.000	0-0	.000	0	1	1	1.5	2	0	0	0	0	2	1.3
at Midwestern St.	01/26/2023		07:00	2-5	.400	0-1	.000	0-0	.000	1	1	2	1.6	2	0	0	0	0	4	1.7
Tex. Permian Basin	02/04/2023		07:56	2-5	.400	1-2	.500	0-0	.000	0	0	0	1.4	2	0	0	0	1	5	2.1
at Western N.M.	02/09/2023		01:27	0-0	.000	0-0	.000	0-0	.000	0	0	0	1.2	0	0	0	0	0	0	1.9
<b>Totals</b>		<b>0</b>	<b>42:47</b>	<b>7-19</b>	<b>.368</b>	<b>2-8</b>	<b>.250</b>	<b>1-1</b>	<b>1.000</b>	<b>2</b>	<b>9</b>	<b>11</b>	<b>1.2</b>	<b>9</b>	<b>2</b>	<b>2</b>	<b>0</b>	<b>3</b>	<b>17</b>	<b>1.9</b>

Player Averages

Games Played	Minutes/ game	Points/ game	FG Pct	3FG Pct	FT Pct	Rebounds/ game	Assists/ game	Turnovers/ game	Assist/Turnover ratio	Steals/ game	Blocks/ game
9	4.8	1.9	36.8	25.0	100.0	1.2	0.2	0.2	1.0	0.3	0.0





2022-23 Lubbock Christian Women's Basketball  
Individual Game-by-Game  
All games

Page 11/13  
as of Feb 15, 2023

#33 JOHNSON, Deja

Opponent	Date	GS	MIN	Total		3-Pointers		Free throws		Rebounds				PF	A	TO	BLK	STL	PTS	AVG
				FG-FGA	PCT	3FG-3FGA	PCT	FT-FTA	PCT	OFF	DEF	TOT	AVG							
Colo. Christian	11/11/2022		07:03	0-1	.000	0-1	.000	4-4	1.000	1	0	1	1.0	0	0	0	0	1	4	4.0
Okla. Christian	12/01/2022		08:20	0-0	.000	0-0	.000	1-2	.500	0	1	1	1.0	3	1	0	0	1	1	2.5
Ark.-Fort Smith	12/03/2022		02:12	0-0	.000	0-0	.000	0-0	.000	1	1	2	1.3	0	0	0	0	1	0	1.7
Cameron	12/30/2022		12:09	2-4	.500	1-3	.333	0-0	.000	0	3	3	1.8	0	2	2	0	0	5	2.5
Eastern N.M.	01/12/2023		02:19	0-0	.000	0-0	.000	0-0	.000	0	0	0	1.4	0	0	0	0	0	0	2.0
Western N.M.	01/14/2023		02:05	0-0	.000	0-0	.000	0-0	.000	0	0	0	1.2	0	0	0	0	0	0	1.7
at Midwestern St.	01/26/2023		09:00	0-1	.000	0-0	.000	0-0	.000	0	0	0	1.0	0	1	0	0	0	0	1.4
Tex. Permian Basin	02/04/2023		08:03	1-2	.500	0-0	.000	0-0	.000	0	1	1	1.0	0	0	0	0	0	2	1.5
at Western N.M.	02/09/2023		01:27	0-0	.000	0-0	.000	0-0	.000	0	1	1	1.0	0	0	0	0	0	0	1.3
<b>Totals</b>		<b>0</b>	<b>52:38</b>	<b>3-8</b>	<b>.375</b>	<b>1-4</b>	<b>.250</b>	<b>5-6</b>	<b>.833</b>	<b>2</b>	<b>7</b>	<b>9</b>	<b>1.0</b>	<b>3</b>	<b>4</b>	<b>2</b>	<b>0</b>	<b>3</b>	<b>12</b>	<b>1.3</b>

Player Averages

Games Played	Minutes/game	Points/game	FG Pct	3FG Pct	FT Pct	Rebounds/game	Assists/game	Turnovers/game	Assist/Turnover ratio	Steals/game	Blocks/game
9	5.8	1.3	37.5	25.0	83.3	1.0	0.4	0.2	2.0	0.3	0.0



**2022-23 Lubbock Christian Women's Basketball**  
**Individual Game-by-Game**  
**All games**

Page 12/13  
as of Feb 15, 2023

**#34 COX, Whitney**

Opponent	Date	GS	MIN	Total		3-Pointers		Free throws		Rebounds				PF	A	TO	BLK	STL	PTS	AVG
				FG-FGA	PCT	3FG-3FGA	PCT	FT-FTA	PCT	OFF	DEF	TOT	AVG							
vs Mo. Southern St.	11/05/2022	*	16:21	3-7	.429	0-0	.000	0-0	.000	2	4	6	6.0	1	1	0	0	0	6	6.0
vs Missouri Western	11/06/2022	*	28:07	5-11	.455	0-0	.000	2-2	1.000	1	10	11	8.5	5	1	1	1	1	12	9.0
Colo. Christian	11/11/2022	*	10:58	4-4	1.000	0-0	.000	0-2	.000	0	1	1	6.0	4	1	0	0	0	8	8.7
CSU Pueblo	11/12/2022	*	17:13	2-6	.333	0-0	.000	0-0	.000	0	4	4	5.5	2	1	1	2	2	4	7.5
at Southwestern Okla.	11/21/2022	*	20:23	7-9	.778	0-0	.000	0-0	.000	1	4	5	5.4	0	1	0	0	0	14	8.8
Western Colo.	11/27/2022	*	04:07	1-3	.333	0-0	.000	0-0	.000	0	1	1	4.7	3	0	2	0	1	2	7.7
Okla. Christian	12/01/2022	*	11:57	1-5	.200	0-0	.000	5-8	.625	1	3	4	4.6	3	1	1	0	0	7	7.6
Ark.-Fort Smith	12/03/2022	*	16:31	5-8	.625	0-0	.000	0-1	.000	1	4	5	4.6	1	1	0	0	0	10	7.9
at Tex. A&M Int'l	12/08/2022	*	16:43	1-5	.200	0-0	.000	0-1	.000	1	6	7	4.9	4	1	1	1	0	2	7.2
at Tex. A&M-Kingsville	12/10/2022	*	13:57	3-5	.600	0-0	.000	0-2	.000	0	2	2	4.6	3	1	1	0	0	6	7.1
vs Ga. Southwestern	12/16/2022	*	09:42	1-4	.250	0-0	.000	0-0	.000	0	2	2	4.4	2	1	0	0	0	2	6.6
vs Mont. St. Billings	12/17/2022	*	16:38	3-4	.750	0-0	.000	0-0	.000	1	2	3	4.3	0	0	1	1	1	6	6.6
Eastern N.M.	01/12/2023	*	10:54	1-1	1.000	0-0	.000	0-0	.000	0	0	0	3.9	2	1	2	0	0	2	6.2
Western N.M.	01/14/2023	*	06:11	0-1	.000	0-0	.000	0-0	.000	0	1	1	3.7	0	0	1	0	0	0	5.8
at UT Tyler	01/19/2023		05:29	0-0	.000	0-0	.000	0-0	.000	0	1	1	3.5	0	0	2	0	0	0	5.4
at Midwestern St.	01/26/2023		09:00	2-5	.400	0-0	.000	0-0	.000	0	2	2	3.4	1	0	1	2	0	4	5.3
Angelo St.	02/02/2023		03:00	0-1	.000	0-0	.000	0-0	.000	0	0	0	3.2	0	0	0	0	0	0	5.0
Tex. Permian Basin	02/04/2023		12:01	1-2	.500	0-0	.000	0-0	.000	0	2	2	3.2	1	1	0	0	0	2	4.8
at Western N.M.	02/09/2023		01:27	0-1	.000	0-0	.000	0-0	.000	0	0	0	3.0	0	0	0	0	0	0	4.6
Totals		14	230:38	40-82	.488	0-0	.000	7-16	.438	8	49	57	3.0	32	12	14	7	5	87	4.6

**Player Averages**

Games Played	Minutes/game	Points/game	FG Pct	3FG Pct	FT Pct	Rebounds/game	Assists/game	Turnovers/game	Assist/Turnover ratio	Steals/game	Blocks/game
19	12.1	4.6	48.8	0.0	43.8	3.0	0.6	0.7	0.9	0.3	0.4



**2022-23 Lubbock Christian Women's Basketball**  
**Individual Game-by-Game**  
**All games**

Page 13/13  
as of Feb 15, 2023

**#40 SCHUMANN, Reese**

Opponent	Date	GS	MIN	Total		3-Pointers		Free throws		Rebounds				PF	A	TO	BLK	STL	PTS	AVG
				FG-FGA	PCT	3FG-3FGA	PCT	FT-FTA	PCT	OFF	DEF	TOT	AVG							
vs Mo. Southern St.	11/05/2022		17:47	4-6	.667	0-0	.000	2-5	.400	3	3	6	6.0	2	0	2	2	0	10	10.0
vs Missouri Western	11/06/2022		12:49	2-4	.500	0-0	.000	2-2	1.000	1	0	1	3.5	1	0	1	0	0	6	8.0
Colo. Christian	11/11/2022		18:58	3-4	.750	0-0	.000	2-2	1.000	1	3	4	3.7	0	0	2	5	2	8	8.0
CSU Pueblo	11/12/2022		15:59	0-1	.000	0-0	.000	2-4	.500	1	5	6	4.3	4	0	2	1	0	2	6.5
at Southwestern Okla.	11/21/2022		17:43	3-5	.600	0-0	.000	0-1	.000	3	3	6	4.6	3	0	1	2	1	6	6.4
Western Colo.	11/27/2022		23:11	3-7	.429	0-0	.000	1-2	.500	2	6	8	5.2	3	0	2	1	1	7	6.5
Okla. Christian	12/01/2022		13:53	2-2	1.000	0-0	.000	1-2	.500	2	2	4	5.0	3	1	1	0	1	5	6.3
Ark.-Fort Smith	12/03/2022		13:50	3-5	.600	0-0	.000	1-3	.333	5	1	6	5.1	2	0	3	1	1	7	6.4
at Tex. A&M Int'l	12/08/2022		17:06	3-3	1.000	0-0	.000	0-1	.000	2	8	10	5.7	2	1	0	3	1	6	6.3
at Tex. A&M-Kingsville	12/10/2022		19:46	4-7	.571	0-0	.000	0-0	.000	1	2	3	5.4	1	2	2	2	0	8	6.5
vs Ga. Southwestern	12/16/2022		18:57	3-4	.750	0-0	.000	0-1	.000	2	7	9	5.7	3	0	2	2	0	6	6.5
vs Mont. St. Billings	12/17/2022		05:54	1-1	1.000	0-0	.000	0-0	.000	1	2	3	5.5	3	0	0	0	0	2	6.1
Cameron	12/30/2022		17:01	2-6	.333	0-0	.000	1-1	1.000	0	6	6	5.5	1	1	0	1	1	5	6.0
Midwestern St.	01/01/2023	*	23:37	1-3	.333	0-0	.000	3-6	.500	3	4	7	5.6	4	0	1	0	0	5	5.9
at Tex. Permian Basin	01/05/2023		12:27	2-3	.667	0-0	.000	1-3	.333	2	0	2	5.4	5	0	2	0	0	5	5.9
at Angelo St.	01/07/2023		03:04	0-1	.000	0-0	.000	0-0	.000	1	0	1	5.1	2	0	0	0	0	0	5.5
Eastern N.M.	01/12/2023		22:05	5-5	1.000	0-0	.000	3-3	1.000	1	1	2	4.9	4	1	2	4	1	13	5.9
Western N.M.	01/14/2023		26:17	4-8	.500	0-0	.000	2-2	1.000	1	7	8	5.1	2	0	2	6	0	10	6.2
at UT Tyler	01/19/2023		16:48	1-3	.333	0-0	.000	2-2	1.000	2	4	6	5.2	4	0	5	0	1	4	6.1
at Texas Woman's	01/21/2023		18:15	1-5	.200	0-0	.000	2-2	1.000	1	5	6	5.2	4	1	0	0	0	4	6.0
at Midwestern St.	01/26/2023		13:00	3-4	.750	0-0	.000	1-3	.333	2	2	4	5.1	2	1	1	0	1	7	6.0
at Cameron	01/28/2023		25:07	7-8	.875	0-0	.000	0-0	.000	4	2	6	5.2	4	0	1	1	0	14	6.4
Angelo St.	02/02/2023		10:20	1-1	1.000	0-0	.000	1-2	.500	1	1	2	5.0	5	0	2	1	0	3	6.2
Tex. Permian Basin	02/04/2023		13:26	2-2	1.000	0-0	.000	2-2	1.000	0	2	2	4.9	0	0	3	1	1	6	6.2
at Western N.M.	02/09/2023		12:34	0-1	.000	0-0	.000	2-4	.500	1	3	4	4.9	2	2	1	1	1	2	6.0
at Eastern N.M.	02/11/2023		12:41	0-1	.000	0-0	.000	2-2	1.000	1	3	4	4.8	4	1	3	1	0	2	5.9
<b>Totals</b>		<b>1</b>	<b>422:35</b>	<b>60-100</b>	<b>.600</b>	<b>0-0</b>	<b>.000</b>	<b>33-55</b>	<b>.600</b>	<b>44</b>	<b>82</b>	<b>126</b>	<b>4.8</b>	<b>70</b>	<b>11</b>	<b>41</b>	<b>35</b>	<b>13</b>	<b>153</b>	<b>5.9</b>

**Player Averages**

Games Played	Minutes/game	Points/game	FG Pct	3FG Pct	FT Pct	Rebounds/game	Assists/game	Turnovers/game	Assist/Turnover ratio	Steals/game	Blocks/game
26	16.3	5.9	60.0	0.0	60.0	4.8	0.4	1.6	0.3	0.5	1.3

# LUBBOCK CHRISTIAN UNIVERSITY WOMEN'S BASKETBALL GAME NOTES

## Lubbock Christian vs Mo. Southern St. 11/05/22 3:30 pm at Kansas City, MO

### Lubbock Christian 64 • 0-1,0-0 Lone Sta

#	Player		Total		3-Ptr		Rebounds			PF	TP	A	TO	Blk	Stl	Min
			FG-FGA	FG-FGA	FT-FTA	Off	Def	Tot								
00	Grace Foster	f	7-20	2-4	0-0	2	9	11	2	16	2	2	1	0	0	35
34	Whitney Cox	f	3-7	0-0	0-0	2	4	6	1	6	1	0	0	0	0	16
02	Maci Maddox	g	3-7	0-1	2-2	0	4	4	2	8	3	1	0	2	40	
03	Audrey Robertson	g	2-9	0-1	3-4	2	8	10	0	7	4	6	0	0	33	
15	Shaylee Stovall	g	2-4	1-3	9-10	1	1	2	2	14	1	0	0	1	30	
12	Taylor Thomas	g	0-2	0-0	1-2	0	1	1	1	1	1	2	1	1	13	
23	Martie McCoy	g	0-0	0-0	0-0	0	1	1	3	0	0	0	0	0	7	
30	Audrey Spurgin	g	1-2	0-0	0-0	0	0	0	1	2	0	0	0	0	5	
31	Tia Johnson	g	0-0	0-0	0-0	1	0	1	0	0	1	1	0	0	3	
40	Reese Schumann	g	4-6	0-0	2-5	3	3	6	2	10	0	2	2	0	18	
Team						2	2	4								
Totals			22-57	3-9	17-23	13	33	46	14	64	13	14	4	4	4	200
1st - FG %:		6-15	40.0%	2nd: 5-13	38.5%	3rd: 4-12	33.3%	4th: 7-17	41.2%	Game: 22-57	38.6%	Deadball				
3FG %:		0-1	0.0%	2-7	28.6%	2-4	50.0%	0-3	0.0%	3-9	33.3%	Rebounds				
FT %:		6-6	100.0%	4-4	100.0%	5-9	55.6%	2-4	50.0%	17-23	73.9%	1				

### Mo. Southern St. 65 • 1-0,0-0 Mid-Amer

#	Player		Total		3-Ptr		Rebounds			PF	TP	A	TO	Blk	Stl	Min
			FG-FGA	FG-FGA	FT-FTA	Off	Def	Tot								
05	Layne Skiles	f	2-7	1-5	1-1	3	4	7	3	6	1	0	1	0	0	28
31	Madi Stokes	c	5-12	0-0	2-2	5	8	13	1	12	0	1	2	0	0	24
01	Krystyn Jones	g	4-8	2-5	0-0	2	2	4	2	10	1	3	0	1	28	
10	Kaitlin Hunnicutt	g	3-6	1-3	0-0	2	2	4	1	7	1	1	0	0	0	30
21	Lacy Stokes	g	6-22	1-8	6-7	1	1	2	3	19	8	0	0	0	3	35
02	Hailey Grant		0-2	0-0	0-0	0	2	2	2	0	0	0	0	0	0	6
04	Mia Topping		0-1	0-1	0-0	0	0	0	1	0	0	1	0	0	0	5
20	Cameron Call		0-2	0-2	0-0	2	2	4	2	0	2	2	0	1	1	16
25	Amaya Johns		4-14	0-3	0-0	0	2	2	2	8	0	0	0	0	0	16
34	Mira Khan		1-2	0-0	1-2	3	4	7	3	3	2	0	1	0	0	12
Team						1	0	1								
Totals				25-76	5-27	10-12	19	27	46	20	65	15	8	4	5	200
1st - FG %:			4-20	20.0%	2nd: 11-19	57.9%	3rd: 6-18	33.3%	4th: 4-19	21.1%	Game: 25-76	32.9%	Deadball			
3FG %:			1-10	10.0%	2-7	28.6%	0-0	0.0%	0-3	0.0%	5-27	18.5%	Rebounds			
FT %:			2-4	50.0%	0-0	0.0%	4-4	100.0%	4-4	100.0%	10-12	83.3%	1			

Officials: Drew Roberts, Leah Lanie, Ty Bills

Technical fouls: Lubbock Christian-None. Mo. Southern St.-None.

Attendance: 205

2022-23 Women's Basketball. Round: 0. Lubbock Christian vs Mo. Southern St.. P

Score by periods	1st	2nd	3rd	4th	Total
Lubbock Christian	18	15	15	16	64
Mo. Southern St.	11	24	18	12	65

Points	In	Off	2nd	Fast	Bench
LCU	30	10	15	4	13
MSSU	34	18	16	8	11

Last FG - LCU 4th-03:18, MSSU 4th-00:31.

Largest lead - LCU by 7 1st-00:23, MSSU by 7 4th-09:51.

LCU led for 13:43, MSSU led for 19:16. Game was tied for 07:01.

Score tied - 13 times.  
Lead changed - 11 times.

## Missouri Western vs Lubbock Christian 11/06/22 5:30 pm at

### Missouri Western 101 • 1-0,0-0 Mid-Amer

#	Player		Total		3-Ptr		Rebounds			PF	TP	A	TO	Blk	Stl	Min
			FG-FGA	FG-FGA	FT-FTA	Off	Def	Tot	Off							
25	Mary Fultz	f	3-5	0-0	3-3	1	1	2	1	9	0	0	2	0	21	
01	Camille Evans	g	2-5	0-1	2-2	2	1	3	2	6	6	3	0	1	29	
10	Connie Clarke	g	12-19	2-2	8-10	3	9	12	4	34	4	3	0	5	31	
23	Brianna Budgetts	g	4-9	1-6	3-4	0	3	3	1	12	0	2	0	3	24	
40	Jordan Cunningham	g	2-8	0-2	0-1	0	2	2	5	4	0	0	0	0	29	
02	Johnni Gonzalez	g	0-0	0-0	0-0	0	0	0	2	0	1	3	0	0	12	
03	Meredith Rieker	g	0-1	0-1	0-0	0	0	0	2	0	0	0	0	0	3	
05	Kadyn Cobb	g	0-1	0-1	0-0	0	0	0	1	0	0	0	0	0	3	
12	Cleao Murray	g	5-12	4-11	1-2	1	4	5	4	15	2	1	1	1	37	
22	Abby Bala	g	3-6	1-2	3-4	2	1	3	3	10	2	0	0	1	21	
31	Trinity Knapp	g	5-9	1-2	0-0	0	1	1	1	11	0	1	1	0	14	
44	Kassandra Caron	g	0-0	0-0	0-0	0	0	0	0	0	0	0	0	0	1	
Team						1	0	1								
Totals			36-75	9-28	20-26	10	22	32	26	101	15	13	4	11	225	
1st - FG %:			9-17	52.9%	2nd: 6-19	31.6%	3rd: 9-17	52.9%	4th: 8-14	57.1%	Game: 36-75	48.0%	Deadball			
3FG %:			3-7	42.9%	2-10	20.0%	2-5	40.0%	1-3	33.3%	9-28	32.1%	Rebounds			
FT %:			1-2	50.0%	3-4	75.0%	4-6	66.7%	4-4	100.0%	20-26	76.9%	4,2			

### Lubbock Christian 96 • 0-2,0-0 Lone Sta

#	Player		Total			3-Ptr			Rebounds			PF	TP	A	TO	Blk	Stl	Min	
			FG-FGA	FG-FGA	FT-FTA	Off	Def	Tot	Off	Def	Tot								
00	Grace Foster	f	13-20	4-6	6-6	1	5	6	4	36	1	1	3	1	41				
34	Whitney Cox	f	5-11	0-0	2-2	1	10	11	5	12	1	1	1	1	28				
02	Maci Maddox	g	5-12	1-4	2-2	0	2	2	4	13	6	10	0	4	39				
03	Audrey Robertson	g	4-8	0-1	7-8	3	2	5	2	15	2	1	0	2	40				
15	Shaylee Stovall	g	0-2	0-0	6-8	0	1	1	2	6	1	1	0	0	34				
12	Taylor Thomas	g	2-2	0-0	1-1	0	1	1	2	5	0	1	0	0	10				
23	Martie McCoy	g	0-4	0-0	3-4	1	6	7	3	3	0	1	0	0	20				
40	Reese Schumann	g	2-4	0-0	2-2	1	0	1	1	6	0	1	0	0	13				
Team						1	4	5											
Totals				31-63	5-11	29-33	8	31	39	23	96	11	18	4	8	225			
1st - FG %:			5-14	35.7%	2nd: 6-13	46.2%	3rd: 11-15	73.3%	4th: 6-14	42.9%	Game: 31-63 49.2%								
3FG %:			0-2	0.0%	1-3	33.3%	1-1	100.0%	3-4	75.0%	5-11 45.5%								
FT %:			5-5	100.0%	5-6	83.3%	7-8	87.5%	6-6	100.0%	29-33 87.9%								
											Rebounds 4								

Officials: Jeremy McHugh, Allyn Richardson, Michelle Kramer

Technical fouls: Missouri Western-None. Lubbock Christian-None.

Attendance: 113

2022-23 Women's Basketball. Round: 0. Lubbock Christian vs Missouri Western. P

Score by periods	1st	2nd	3rd	4th	OT	Total
Missouri Western	22	17	24	21	17	101
Lubbock Christian	15	18	30	21	12	96

Points	In	Off	2nd	Fast	Bench
MWSU	48	21	13	26	36
LCU	44	18	12	8	14

Last FG - MWSU OT-00:33, LCU OT-00:17.

Largest lead - MWSU by 10 3rd-09:18, LCU by 4 4th-02:34.

MWSU led for 31:34, LCU led for 07:12. Game was tied for 06:14.

Score tied - 10 times.  
Lead changed - 12 times.

## Colo. Christian vs Lubbock Christian 11/11/22 6:00 pm at Lubbock, TX

### Colo. Christian 64 • 0-1,0-0 RMAC

#	Player		Total			3-Ptr			Rebounds			PF	TP	A	TO	Blk	Stl	Min
			FG-FGA	FG-FGA	FT-FTA	Off	Def	Tot	Off	Def	Tot							
05	Regan Loconte	f	3-10	1-5	0-0	0	3	3	3	7	0	4	0	2	18			
10	Agnes Paul	f	1-6	0-1	6-8	7	5	12	4	8	0	4	1	0	22			
11	Dasiya Jones	f	1-5	0-0	1-2	1	0	1	2	3	0	2	0	4	24			
21	Maggie Hutka	f	4-7	1-3	0-0	1	2	3	2	9	2	2	0	1	23			
01	Nicole Bowlin	g	2-5	0-2	1-1	0	3	3	2	5	1	3	0	0	18			
02	Victoria Perez		1-4	1-3	0-0	1	0	1	0	3	0	1	0	1	11			
20	Makenna Bodette		3-9	1-3	0-0	2	5	7	3	7	2	2	1	0	24			
23	Aleksandra Clayton		1-5	1-3	0-0	0	3	3	0	3	0	1	1	0	5			
24	Mia Guest		1-5	0-4	0-0	0	2	2	0	2	0	1	0	1	12			
32	Mykaela Moore		5-6	0-0	1-1	2	2	4	2	11	0	1	1	1	17			
33	India Cole		1-1	0-0	0-0	1	3	4	2	2	1	1	1	3	11			
34	Christen Curry		2-8	0-1	0-0	3	0	3	2	4	1	1	0	1	15			
	Team					1	1	2				1						
	Totals			25-71	5-25	9-12	18	27	45	22	64	8	22	5	14	200		
1st FG: 9-20 45.0%      2nd: 6-23 26.1%      3rd: 7-15 46.7%      4th: 3-13 23.1%      Game: 25-71 35.2%      Deadball																		
3PT: 2-8 25.0%      5-15 33.3%      1-5 20.0%      1-5 20.0%      15-40 37.5%      Rebounds																		
FT: 0-1 0.0%      1-1 100.0%      2-3 66.7%      6-8 75.0%      9-12 75.0%																		



# LUBBOCK CHRISTIAN UNIVERSITY WOMEN'S BASKETBALL GAME NOTES

## Lubbock Christian vs Southwestern Okla. 11/21/22 5:30 pm at Weatherford, OK

### Lubbock Christian 73 • 3-2,0-0 Lone Sta

#	Player	Total		3-Ptr		Rebounds			PF	TP	A TO Blk			Stl	Min
		FG-FGA	FG-FGA	FT-FTA	FT-FTA	Off	Def	Tot			A	TO	Blk		
00	Grace Foster	f	8-15	2-3	4-5	5	11	16	1	22	6	2	1	0	36
34	Whitney Cox	f	7-9	0-0	0-0	1	4	5	0	14	1	0	0	0	21
02	Maci Maddox	g	2-10	0-4	0-2	1	6	7	3	4	7	5	0	2	36
03	Audrey Robertson	g	4-9	0-3	3-3	1	5	6	1	11	5	4	2	1	35
15	Shaylee Stovall	g	1-3	0-2	1-3	0	0	0	1	3	1	3	0	0	27
04	Rachel Haase	g	3-8	3-7	0-0	0	0	0	0	9	1	0	1	0	14
12	Taylor Thomas	g	1-1	0-0	0-0	0	1	1	1	2	0	0	0	0	5
23	Martie McCoy	g	1-1	0-0	0-0	1	1	2	1	2	0	1	1	0	7
30	Audrey Spurgin	g	0-1	0-0	0-0	0	0	0	0	0	0	0	0	0	2
40	Reese Schumann	g	3-5	0-0	0-1	3	3	6	3	6	0	1	2	1	17
Team						0	2	2							
Totals			30-62	5-19	8-14	12	33	45	11	73	21	16	7	4	200
1st - FG %:		5-12	41.7%	2nd: 9-14	64.3%	3rd: 8-19	42.1%	4th: 8-17	47.1%	Game: 30-62	48.4%	Deadball			
3FG %:		1-5	20.0%	1-2	50.0%	1-7	14.3%	2-5	40.0%	5-19	26.3%	Rebounds			
FT %:		3-3	100.0%	3-5	60.0%	2-3	66.7%	0-3	0.0%	8-14	57.1%				

### Southwestern Okla. 67 • 0-4,0-0 GAC

#	Player	Total		3-Ptr		Rebounds			PF	TP	A TO Blk			Stl	Min
		FG-FGA	FG-FGA	FT-FTA	FT-FTA	Off	Def	Tot			A	TO	Blk		
12	Shamika Smith	f	6-13	1-5	0-0	2	4	6	1	13	0	1	0	3	29
02	Morgan Smith	g	7-11	2-2	2-2	1	3	4	1	18	3	0	0	1	38
05	Averi Zinn	g	4-15	0-6	2-2	0	3	3	3	10	6	1	0	0	37
21	Layni Zinn	g	0-8	0-1	0-0	0	2	2	1	0	0	0	1	0	23
23	Macy Gore	g	0-6	0-3	1-2	1	3	4	3	1	5	1	0	0	18
01	Fayth Laughlin	g	0-2	0-0	0-0	1	0	1	2	0	1	0	0	2	18
10	Adysen Wilson	g	6-9	6-8	0-0	0	4	4	2	18	1	0	0	2	24
11	Carson Dillard	g	0-0	0-0	0-0	0	0	0	0	0	0	0	0	0	1
24	Jamaya Johnson	g	3-5	0-1	1-2	1	4	5	3	7	0	4	0	0	12
Team						3	1	4			1				
Totals			26-69	9-26	6-8	9	24	33	16	67	16	8	1	8	200
1st - FG %:		7-19	36.8%	2nd: 10-22	45.5%	3rd: 4-13	30.8%	4th: 5-15	33.3%	Game: 26-69	37.7%	Deadball			
3FG %:		4-8	50.0%	5-10	50.0%	0-3	0.0%	0-5	0.0%	9-26	34.6%	Rebounds			
FT %:		0-0	0.0%	0-0	0.0%	1-2	50.0%	5-6	83.3%	6-8	75.0%				

Officials: Technical fouls: Lubbock Christian-None. Southwestern Okla.-None.  
Attendance: 374  
2022-23 Women's Basketball. Round: 0. Lubbock Christian vs Southwestern Okla..

Score by periods	1st	2nd	3rd	4th	Total
Lubbock Christian	14	22	19	18	73
Southwestern Okla.	18	25	9	15	67

Last FG - LCU 4th-01:07, SWOSU 4th-00:19.  
Largest lead - LCU by 12 4th-05:48, SWOSU by 11 2nd-06:37.  
LCU led for 16:10. SWOSU led for 21:45. Game was tied for 02:02.

Score tied - 2 times.  
Lead changed - 5 times.

## Western Colo. vs Lubbock Christian 11/27/22 3:00 pm at Lubbock, TX

### Western Colo. 38 • 1-4,0-0 RMAC

#	Player	Total		3-Ptr		Rebounds			PF	TP	A TO Blk			Stl	Min
		FG-FGA	FG-FGA	FT-FTA	FT-FTA	Off	Def	Tot			A	TO	Blk		
04	Rachel Cockman	f	7-14	0-0	4-4	2	6	8	3	18	1	5	2	2	38
14	Brooklyn Seymour	f	0-4	0-0	2-4	0	3	3	5	2	1	2	0	2	21
21	Hayley Valencia	f	1-9	0-1	1-2	0	3	3	1	3	2	1	0	0	30
00	Alyza Aikins	g	0-1	0-0	0-0	1	6	7	1	0	2	4	0	0	36
03	Emmery Wagstaff	g	3-15	3-8	2-2	2	6	8	3	11	1	4	1	2	40
13	Kylie Krise	g	0-2	0-1	0-0	0	0	0	0	0	0	1	0	0	9
15	Natalie Sumrock	g	1-1	0-0	0-0	0	6	6	5	2	0	2	0	1	18
35	Mia Lozoya	g	0-0	0-0	2-2	0	1	1	3	2	0	0	0	0	8
Team						0	1	1			1				
Totals			12-46	3-10	11-14	6	31	37	21	38	7	20	3	7	200
1st - FG %:		5-13	38.5%	2nd: 4-10	40.0%	3rd: 0-8	0.0%	4th: 3-15	20.0%	Game: 12-46	26.1%	Deadball			
3FG %:		2-4	50.0%	1-1	100.0%	0-1	0.0%	0-4	0.0%	3-10	30.0%	Rebounds			
FT %:		0-0	0.0%	4-4	100.0%	6-8	75.0%	1-2	50.0%	11-14	78.6%				

### Lubbock Christian 51 • 4-2,0-0 Lone Sta

#	Player	Total		3-Ptr		Rebounds			PF	TP	A TO Blk			Stl	Min
		FG-FGA	FG-FGA	FT-FTA	FT-FTA	Off	Def	Tot			A	TO	Blk		
00	Grace Foster	f	2-7	1-3	4-4	2	10	12	4	9	1	1	1	0	34
34	Whitney Cox	f	1-3	0-0	0-0	0	1	1	3	2	0	2	0	1	4
02	Maci Maddox	g	5-11	0-1	3-4	0	1	1	0	13	2	2	0	4	39
03	Audrey Robertson	g	2-7	1-4	6-8	1	6	7	1	11	2	1	0	1	37
15	Shaylee Stovall	g	2-7	1-4	2-4	0	1	1	1	7	0	0	0	0	27
04	Rachel Haase	g	0-1	0-0	0-0	0	0	0	0	0	0	1	0	0	6
12	Taylor Thomas	g	1-3	0-1	0-0	0	2	2	0	2	0	2	0	1	11
23	Martie McCoy	g	0-0	0-0	0-0	0	0	0	0	1	0	0	0	0	7
30	Audrey Spurgin	g	0-3	0-1	0-0	0	1	1	2	0	0	0	0	0	12
40	Reese Schumann	g	3-7	0-0	1-2	2	6	8	3	7	0	2	1	1	23
Team						0	1	1			1				
Totals			16-49	3-14	16-22	5	29	34	15	51	6	12	2	9	200
1st - FG %:		3-10	30.0%	2nd: 6-15	40.0%	3rd: 2-12	16.7%	4th: 3-15	20.0%	Game: 16-49	32.7%	Deadball			
3FG %:		1-3	33.3%	1-5	20.0%	0-2	0.0%	0-2	0.0%	3-14	21.4%	Rebounds			
FT %:		4-6	66.7%	0-0	0.0%	1-1	100.0%	1-2	50.0%	16-22	72.7%				

Officials: Kelsey Curry, Travis Clark, Chet Martin  
Technical fouls: Western Colo.-None. Lubbock Christian-None.  
Attendance: 258  
2022-23 Women's Basketball. Round: 0. Lubbock Christian vs Western Colo.. Play

Score by periods	1st	2nd	3rd	4th	Total
Western Colo.	12	13	6	7	38
Lubbock Christian	11	13	16	11	51

Last FG - WCU 4th-02:28, LCU 4th-02:02.  
Largest lead - WCU by 6 1st-03:15, LCU by 13 4th-02:50.  
WCU led for 15:41. LCU led for 20:34. Game was tied for 03:45.

Score tied - 5 times.  
Lead changed - 3 times.

## Okla. Christian vs Lubbock Christian 12/01/22 5:30 pm at Lubbock, TX

### Okla. Christian 61 • 0-4,0-1 Lone Sta

#	Player	Total		3-Ptr		Rebounds			PF	TP	A TO Blk			Stl	Min
		FG-FGA	FG-FGA	FT-FTA	FT-FTA	Off	Def	Tot			A	TO	Blk		
33	Olivia Travis	f	4-6	0-0	3-4	3	4	7	4	11	1	2	0	0	19
03	JaQuia White	f	3-5	1-1	1-6	0	0	0	1	8	2	5	0	0	18
05	Kate Bradley	g	2-3	2-2	0-0	1	2	3	2	6	3	4	0	0	29
12	Brooklyn Bain	g	3-10	0-1	3-6	2	5	7	4	9	2	3	0	2	30
24	Dajjah Torns	g	1-2	0-0	1-2	1	4	5	1	3	1	5	0	1	21
00	Nakia Cullom	g	2-5	0-0	1-2	2	0	2	1	5	0	3	0	0	12
01	Kendall Brown	g	0-1	0-0	3-4	0	1	1	4	3	1	0	0	0	5
10	Brooklyn Long	g	0-4	0-1	4-4	1	2	3	2	4	0	1	0	0	15
14	Jordan Francisco	g	1-3	0-0	2-8	1	2	3	3	4	0	1	1	0	18
22	Trinity Dobbs	g	0-1	0-1	2-2	0	0	0	1	2	1	0	0	0	14
23	Natalie Smith	g	2-4	0-2	2-2	0	4	4	2	6	1	1	0	1	19
Team						1	2	3							
Totals			18-44	3-8	22-40	12	26	38	25	61	12	25	1	4	200
1st - FG %:		6-14	42.9%	2nd: 7-12	58.3%	3rd: 3-10	30.0%	4th: 2-8	25.0%	Game: 18-44	40.9%	Deadball			
3FG %:		0-2	0.0%	2-2	100.0%	0-1	0.0%	1-3	33.3%	2-8	25.0%	Rebounds			
FT %:		1-4	25.0%	2-4	50.0%	6-12	50.0%	13-20	65.0%	22-40	55.0%				

## LUBBOCK CHRISTIAN UNIVERSITY WOMEN'S BASKETBALL GAME NOTES

Lubbock Christian vs Tex. A&M Int'l  
12/08/22 6:00 pm at Laredo, TX

## Lubbock Christian 47 • 6-3,2-1 Lone Sta

#	Player		Total		3-Ptr		Rebounds			PF	TP	A	TO	Blk	Stl	Min
			FG-FGA	FG-FGA	FT-FTA	Off	Def	Tot								
00	Grace Foster	f	3-8	2-6	3-4	1	7	8	3	11	1	5	1	2	35	
34	Whitney Cox	f	1-5	0-0	0-1	1	6	7	4	2	1	1	1	0	18	
02	Maci Maddox	g	5-19	1-6	0-0	1	3	4	1	11	3	6	1	2	37	
03	Audrey Robertson	g	3-9	0-3	0-0	0	2	2	2	6	2	2	0	1	37	
15	Shaylee Stovall	g	3-10	2-5	1-2	0	0	0	0	9	1	2	0	1	28	
04	Rachel Haase		0-2	0-1	0-0	0	0	0	1	0	0	1	0	0	7	
12	Taylor Thomas		0-0	0-0	2-2	0	0	0	1	2	0	1	0	0	3	
20	Carli Bostwick		0-0	0-0	0-2	0	0	0	0	0	0	0	0	0	8	
23	Martie McCoy		0-0	0-0	0-0	0	0	0	1	0	1	0	0	0	5	
30	Audrey Spurgin		0-0	0-0	0-0	0	0	0	1	0	0	2	0	0	5	
40	Reese Schumann		3-3	0-0	0-1	2	8	10	2	6	1	0	3	1	17	
Team						0	0	0				2				
Totals				18-56	5-21	6-12	5	26	31	16	47	10	22	6	7	200

1st - FG %: 3-11 27.3% 2nd: 5-13 38.5% 3rd: 6-15 40.0% 4th: 4-17 23.5% Game: 18-56 32.1% Deadball Rebounds 7  
 3FG %: 0-4 0.0% 3-5 60.0% 0-3 0.0% 2-9 22.2% 5-21 23.8%  
 FT %: 0-0 0.0% 0-0 0.0% 1-5 20.0% 5-7 71.4% 6-12 50.0%

## Tex. A&amp;M Int'l 60 • 5-3,1-2 Lone Sta

#	Player		Total			3-Ptr			Rebounds			PF	TP	A	TO	Blk	Stl	Min
			FG-FGA	FG-FGA	FT-FTA	Off	Def	Total										
13	Clara Fernandez	f	0-5	0-1	2-2	0	9	9	1	2	1	3	3	1	34			
44	Raiana Brown	f	7-18	0-0	7-10	5	5	10	1	21	2	2	2	0	36			
01	Evelyn Quiroz	g	1-7	0-0	6-6	3	7	10	3	8	2	4	1	3	32			
04	Marija Bakic	f	1-7	0-2	2-4	0	4	4	4	4	2	2	0	2	31			
11	Emily Swiercz	g	5-8	4-6	0-0	0	2	2	1	14	2	4	1	4	35			
02	Silvia Blanco		0-0	0-0	0-0	1	0	1	1	0	1	0	0	0	3			
03	Meli Hornedo		1-1	1-1	0-0	0	0	0	0	3	1	0	0	0	3			
22	Barbara Turkalj		4-6	0-1	0-0	2	0	2	4	8	0	3	0	1	18			
30	Angelique Morgan		0-5	0-0	0-0	0	0	0	0	0	2	0	0	0	8			
	Team					0	0	0										
Totals			19-57	5-11	17-22	11	27	38	15	60	13	18	7	11	200			

1st - FG %: 5-19 26.3% 2nd: 4-12 33.3% 3rd: 5-16 31.3% 4th: 5-10 50.0% Game: 19-57 33.3% Deadball Rebounds 6,5  
 3FG %: 2-6 33.3% 0-0 0.0% 2-4 50.0% 1-1 100.0% 5-11 45.5%  
 FT %: 2-2 100.0% 1-2 50.0% 2-2 100.0% 12-16 75.0% 17-22 77.3%

Officials:  
 Technical fouls: Lubbock Christian-None. Tex. A&M Int'l-None.  
 Attendance: 230  
 2022-23 Women's Basketball. Round: 0. Lubbock Christian vs Tex. A&M Int'l. Pla

Score by periods		1st	2nd	3rd	4th	Total			In	Off	2nd	Fast	Bench
Lubbock Christian		6	13	13	15	47	Points	Paint	22	16	4	13	8
Tex. A&M Int'l		14	9	14	23	60	LCU	TAMU	28	15	13	14	11

Last FG - LCU 4th-00:19, TAMU 4th-01:02.  
 Largest lead - LCU by 1 2nd-03:31, TAMU by 15 4th-00:28.  
 LCU led for 00:53. TAMU led for 34:50. Game was tied for 04:17.  
 Score tied - 2 times.  
 Lead changed - 4 times.

Lubbock Christian vs Ga. Southwestern  
12/16/22 1:15 pm at Las Vegas, NV

## Lubbock Christian 59 • 7-4,3-1 Lone Sta

#	Player	Total			Rebounds			PF	TP	A TO Blk			Stl	Min	
		FG-FGA	3F-FGA	FT-FTA	Off	Def	Tot			A	TO	Blk			
00	Grace Foster	f	0-8	0-2	4-4	0	4	4	1	4	2	2	0	0	29
34	Whitney Cox	f	1-4	0-0	0-0	0	2	2	2	2	1	0	0	0	10
02	Maci Maddox	g	3-10	0-4	0-0	0	4	4	2	6	3	1	0	1	40
03	Audrey Robertson	g	6-9	1-3	2-2	4	2	6	2	15	3	5	0	1	33
15	Shaylee Stovall	g	1-5	1-4	2-2	0	0	0	4	5	1	2	0	0	26
04	Rachel Haase		0-2	0-1	0-0	0	1	1	0	0	1	1	0	0	9
12	Taylor Thomas		0-0	0-0	0-0	0	0	0	0	0	0	1	0	0	3
20	Carli Bostwick		4-8	4-5	6-6	0	6	6	2	18	0	2	0	0	23
23	Martie McCoy		0-0	0-0	0-0	0	1	1	0	0	0	0	0	0	2
30	Audrey Spurgin		1-1	0-0	1-2	0	0	0	0	3	0	0	0	0	6
40	Reese Schumann		3-4	0-0	0-1	2	7	9	3	6	0	2	2	0	19
Team						4	4	8				1			
Totals			19-51	6-19	15-17	10	31	41	16	59	11	17	2	2	200

1st - FG %: 6-14 42.9% 2nd: 3-11 27.3% 3rd: 5-14 35.7% 4th: 5-12 41.7% Game: 19-51 37.3% Deadball Rebounds 1  
 3FG %: 1-5 20.0% 1-5 20.0% 2-5 40.0% 2-4 50.0% 6-19 31.6%  
 FT %: 4-4 100.0% 4-4 100.0% 6-7 85.7% 1-2 50.0% 15-17 88.2%

## Ga. Southwestern 70 • 8-1,2-0 Peach Be

#	Player		Total		3-Ptr		Rebounds			PF	TP	A			Stl	Min
			FG-FGA	FG-FGA	FT-FTA	Off	Def	Tot	TO			Blk				
23	Daelyn Craig	f	2-4	0-0	0-0	0	5	5	4	4	0	1	0	1	23	
24	Kayla Langley	f	8-16	0-0	2-5	1	8	9	4	18	0	3	0	1	26	
01	Lex Chatman	g	0-1	0-1	0-0	0	3	3	2	0	0	0	0	0	16	
03	Jacquelyn Levay	g	2-8	1-6	7-7	2	2	4	1	12	3	0	0	0	37	
05	Ava Jones	g	5-16	1-3	0-0	2	1	3	2	11	8	0	2	0	34	
00	Destiny Garrett		2-3	0-0	0-0	1	2	3	1	4	2	3	0	1	19	
02	Jolicia Williams		6-12	5-11	0-1	0	0	0	1	17	0	0	0	3	30	
13	Skyler Christmas		0-1	0-0	0-0	0	0	0	1	0	1	0	0	0	3	
14	Kayla Grant		2-3	0-0	0-0	1	2	3	0	4	1	0	0	1	12	
Team						2	0	2				1				
Totals			27-64	7-21	9-13	9	23	32	16	70	15	8	2	7	200	

1st - FG %: 6-18 33.3% 2nd: 9-18 50.0% 3rd: 5-18 27.8% 4th: 7-10 70.0% Game: 27-64 42.2% Deadball Rebounds 1  
 3FG %: 1-8 12.5% 2-4 50.0% 1-1 25.0% 3-5 60.0% 7-21 33.3%  
 FT %: 1-3 33.3% 2-3 66.7% 1-4 25.0% 5-6 83.3% 9-13 69.2%

Officials: Gary Reed, Preston Clipper, Tim Resch  
 Technical fouls: Lubbock Christian-None. Ga. Southwestern-None.  
 Attendance:  
 2022-23 Women's Basketball. Round: 0. Ga. Southwestern vs Lubbock Christian. P

Score by periods		1st	2nd	3rd	4th	Total			In	Off	2nd	Fast	Bench
Lubbock Christian		17	11	18	13	59	Points	Paint	24	9	7	4	27
Ga. Southwestern		14	22	12	22	70	LCU	GSW	36	16	14	6	25

Last FG - LCU 4th-03:33, GSW 4th-02:15.  
 Largest lead - LCU by 7 1st-04:01, GSW by 11 2nd-02:37.  
 LCU led for 09:29. GSW led for 28:19. Game was tied for 01:45.  
 Score tied - 2 times.  
 Lead changed - 4 times.

Lubbock Christian vs Tex. A&M-Kingsville  
12/10/22 1:00 pm at Kingsville, TX

## Lubbock Christian 76 • 7-3,3-1 Lone Sta

#	Player	Total			Rebounds			PF	TP	A TO Blk			Stl	Min	
		FG-FGA	3-Ptr	FT-FTA	Off	Def	Tot			A	TO	Blk			
00	Grace Foster	f	8-13	3-5	2-2	2	12	14	3	21	3	4	0	0	32
34	Whitney Cox	f	3-5	0-0	0-2	0	2	2	3	6	1	1	0	0	14
02	Maci Maddox	g	3-9	0-3	3-3	1	6	7	1	9	9	3	0	2	39
03	Audrey Robertson	g	2-4	0-0	2-2	1	3	4	1	6	5	1	1	0	33
15	Shaylee Stovall	g	0-2	0-1	1-2	0	1	1	0	1	1	1	0	0	24
04	Rachel Haase		8-10	4-5	1-1	0	0	0	0	21	0	0	0	0	16
20	Carli Bostwick		1-3	0-0	0-0	0	1	1	0	2	0	0	0	0	10
23	Martie McCoy		0-1	0-1	0-0	0	2	2	3	0	0	0	0	0	8
30	Audrey Spurgin		1-2	0-0	0-0	0	0	0	1	2	1	0	0	0	4
40	Reese Schumann		4-7	0-0	0-0	1	2	3	1	8	2	2	2	0	20
Team						1	3	4							
Totals			30-56	7-15	9-12	6	32	38	13	76	22	11	3	2	200

1st - FG %: 9-14 64.3% 2nd: 6-13 46.2% 3rd: 7-13 53.8% 4th: 8-16 50.0% Game: 30-56 53.6% Deadball Rebounds 2,1  
 3FG %: 1-4 25.0% 0-1 0.0% 2-5 40.0% 4-5 80.0% 7-15 46.7%  
 FT %: 3-3 100.0% 3-4 75.0% 2-2 100.0% 1-3 33.3% 9-12 75.0%

## Tex. A&amp;M-Kingsville 61 • 5-3,2-2 Lone Sta

#	Player		Total		3-Ptr		Rebounds			PF	TP	A			Blk	Stl	Min
			FG-FGA	FG-FGA	FT-FTA	Off	Def	Tot									
35	Janessa Payne	f	2-4	0-1	0-0	1	7	8	2	4	3	0	0	0	0	27	
41	Veyda Lake	f	2-6	0-0	0-0	1	1	2	1	4	0	0	0	0	0	17	
03	Brianna Pena	g	10-14	2-3	0-0	0	1	1	3	22	3	1	0	3	31	31	
10	Mia Rivers	g	4-10	2-4	1-2	0	1	1	0	11	3	2	0	0	0	31	
24	Jayde Tschritter	g	1-3	1-1	0-0	0	2	2	0	3	0	0	0	2	33	33	
01	Shelby Ray		2-11	0-5	2-2	4	1	5	1	6	1	1	3	3	3	16	
02	Alyssa O' Malley		1-4	0-1	0-2	0	1	1	0	2	2	0	0	0	0	9	
14	Annelise Dominguez		1-3	0-1	0-0	0	1	1	1	2	0	0	0	0	0	9	
20	Georgia Ohiaeri		3-11	1-4	0-2	1	4	5	1	7	0	2	0	1	27	27	
	Team					2	2	4									
	Totals		26-66	6-20	3-8	9	21	30	9	61	12	6	3	9	200		

# LUBBOCK CHRISTIAN UNIVERSITY WOMEN'S BASKETBALL GAME NOTES

## Cameron vs Lubbock Christian 12/30/22 5:30 pm at Lubbock, TX

### Cameron 34 • 6-6,3-3 Lone Sta

#	Player	Total		3-Ptr		Rebounds			PF	TP	A TO Blk			Stl	Min
		FG-FGA	FT-FTA	FG-FGA	FT-FTA	Off	Def	Tot			A	TO	Blk		
22	Alena Wilson	f	2-10	0-1	0-0	2	4	6	1	4	1	8	0	0	19
32	Karley Miller	f	1-3	1-1	0-0	1	4	5	2	3	0	2	3	0	19
03	Kailyn Lay	g	1-4	1-2	0-0	0	3	3	3	0	1	0	1	0	14
10	Katie King	g	0-1	0-1	0-0	0	2	2	1	0	1	2	0	1	27
23	Korie Allensworth	g	2-7	0-3	0-0	0	2	2	0	4	0	1	1	1	17
02	Taliyah Johnson		0-2	0-1	0-0	0	0	0	0	0	1	0	0	1	13
11	Mikayla Peterson		0-5	0-1	0-0	1	1	2	0	0	0	2	0	1	13
12	Hallie Horton		0-3	0-1	0-0	0	2	2	1	0	0	2	0	0	11
15	Lindsey Waits		0-2	0-1	0-0	0	0	0	0	0	0	0	0	0	8
21	Kloe Heidebrecht		1-3	0-1	0-0	1	1	2	0	2	0	1	0	0	14
24	Lakya Leslie		0-3	0-0	0-0	0	3	3	2	0	0	0	0	0	14
25	Alannah Gillespie		3-5	0-0	2-2	0	1	1	1	8	0	2	0	1	15
33	Klara Lovings		4-8	1-3	1-3	0	2	2	3	10	0	2	0	0	16
Team						1	2	3							
Totals			14-56	3-16	3-5	6	27	33	14	34	3	23	4	6	200

### Lubbock Christian 85 • 9-4,4-1 Lone Sta

#	Player	Total		3-Ptr		Rebounds			PF	TP	A TO Blk			Stl	Min
		FG-FGA	FT-FTA	FG-FGA	FT-FTA	Off	Def	Tot			A	TO	Blk		
00	Grace Foster	f	3-3	1-1	5-6	1	6	7	2	12	2	3	0	0	19
20	Carli Bostwick	f	3-13	1-6	0-1	0	2	2	1	7	1	1	0	1	19
02	Maci Maddox	g	4-7	1-2	2-2	0	3	3	0	11	4	2	0	3	23
03	Audrey Robertson	g	4-5	2-2	1-1	1	7	8	0	11	4	2	0	2	21
15	Shaylee Stovall	g	4-6	1-3	1-1	0	2	2	1	10	0	2	0	1	22
04	Rachel Haase		5-12	4-10	0-0	0	0	0	1	14	0	1	0	1	21
12	Taylor Thomas		1-3	0-1	0-0	0	2	2	0	2	1	1	1	1	18
23	Martie McCoy		0-2	0-1	0-0	2	3	5	1	0	3	0	0	0	16
30	Audrey Spurgin		3-5	0-0	2-2	2	2	4	1	8	1	1	1	0	11
33	Deja Johnson		2-4	1-3	0-0	0	3	3	0	5	2	2	0	0	12
40	Reese Schumann		2-6	0-0	1-1	0	6	6	1	5	1	0	1	1	18
Team						4	2	6							
Totals			31-66	11-29	12-14	10	38	48	8	85	19	15	3	10	200

#### Officials:

Technical fouls: Cameron-None. Lubbock Christian-None.

Attendance: 481

2022-23 Women's Basketball. Round: 0. Cameron vs Lubbock Christian. Played at

Score by periods	1st	2nd	3rd	4th	Total
Cameron	6	8	12	8	34
Lubbock Christian	34	20	15	16	85

Last FG - CU 4th-01:54, LCU 4th-00:55.  
Largest lead - CU None, LCU by 51 4th-00:55.  
CU led for 00:00. LCU led for 38:42. Game was tied for 01:18.

Score tied - 0 times.  
Lead changed - 0 times.

## Midwestern St. vs Lubbock Christian 01/01/23 1:00 pm at Lubbock, TX

### Midwestern St. 63 • 2-10,1-6 Lone St

#	Player	Total		3-Ptr		Rebounds			PF	TP	A TO Blk			Stl	Min
		FG-FGA	FT-FTA	FG-FGA	FT-FTA	Off	Def	Tot			A	TO	Blk		
23	Mandy Withey	f	2-6	0-0	0-2	1	1	2	3	4	0	1	0	0	14
24	Dyamon Griggs	g	7-11	0-0	2-2	3	10	13	2	16	0	7	0	0	23
02	Sheridan Bostic	f	1-1	1-1	0-0	0	2	2	0	3	1	0	0	0	10
04	Natalie Stice	g	2-10	1-3	2-2	1	0	1	2	7	1	1	0	3	35
10	Kennedi Green	g	2-14	0-2	5-6	0	2	2	4	9	5	5	0	3	34
01	Shawnisay Millar		1-2	0-0	0-0	0	2	2	1	2	1	1	0	0	10
01	Eternity Jackson		1-4	0-0	3-3	1	1	2	3	5	0	0	0	0	13
03	Maya Kendall		0-0	0-0	0-0	1	1	2	0	0	0	0	0	0	10
12	Markayla Johnson		0-4	0-0	0-0	1	0	1	3	0	0	1	0	1	11
14	Yasmine Sifaoui		2-6	0-0	1-1	1	2	3	3	5	1	3	1	2	16
22	Jordan Mathis		4-6	0-0	4-5	4	2	6	2	12	0	1	1	0	24
Team						4	0	4							
Totals			22-64	2-6	17-21	17	23	40	23	63	9	21	2	9	200

1st - FG %: 5-16 31.3% 2nd: 5-18 27.8% 3rd: 8-16 50.0% 4th: 4-14 28.6% Game: 22-64 34.4% Deadball  
3FG %: 0-2 0.0% 0-0 0.0% 2-2 100.0% 0-2 0.0% 2-6 33.3% Rebounds  
FT %: 6-6 100.0% 0-0 0.0% 2-3 66.7% 9-10 90.0% 17-21 81.0% 2

### Lubbock Christian 74 • 10-4,5-1 Lone St

#	Player	Total		3-Ptr		Rebounds			PF	TP	A TO Blk			Stl	Min
		FG-FGA	FT-FTA	FG-FGA	FT-FTA	Off	Def	Tot			A	TO	Blk		
00	Grace Foster	f	7-13	2-5	11-12	3	11	14	3	27	4	6	3	1	38
40	Reese Schumann	c	1-3	0-0	3-6	3	4	7	4	5	0	1	0	0	24
02	Maci Maddox	g	4-8	0-0	4-5	1	2	3	2	12	8	5	0	2	39
03	Audrey Robertson	g	5-10	0-1	1-2	2	1	3	5	11	0	0	0	1	20
15	Shaylee Stovall	g	4-9	2-4	3-3	0	2	2	1	13	1	4	0	1	34
04	Rachel Haase		0-4	0-3	0-0	0	0	0	1	0	0	0	0	1	8
12	Taylor Thomas		2-4	0-2	2-2	0	3	3	3	6	0	1	0	3	11
20	Carli Bostwick		0-2	0-1	0-2	0	1	1	0	0	0	0	0	0	12
23	Martie McCoy		0-0	0-0	0-0	0	1	1	2	0	0	0	1	0	7
30	Audrey Spurgin		0-1	0-0	0-0	0	1	1	1	0	0	1	0	0	7
Team						3	1	4							
Totals			23-54	4-16	24-32	12	27	39	22	74	13	19	4	9	200

1st - FG %: 7-16 43.8% 2nd: 6-14 42.9% 3rd: 5-12 41.7% 4th: 5-12 41.7% Game: 23-54 42.6% Deadball  
3FG %: 0-3 0.0% 2-5 40.0% 2-6 33.3% 0-2 0.0% 4-16 25.0% Rebounds  
FT %: 2-2 100.0% 5-10 50.0% 8-9 88.9% 9-11 81.8% 24-32 75.0% 4

#### Officials:

Technical fouls: Midwestern St.-None. Lubbock Christian-None.

Attendance: 347

2022-23 Women's Basketball. Round: 0. Lubbock Christian vs Midwestern St.. Pla

Score by periods	1st	2nd	3rd	4th	Total
Midwestern St.	16	10	20	17	63
Lubbock Christian	16	19	20	19	74

Last FG - MSU 4th-01:16, LCU 4th-03:17.  
Largest lead - MSU by 1 2nd-08:04, LCU by 14 4th-03:17.  
MSU led for 02:29. LCU led for 34:32. Game was tied for 02:59.

Score tied - 4 times.  
Lead changed - 4 times.

## Lubbock Christian vs Tex. Permian Basin 01/05/23 5:15 pm at Odessa, TX

### Lubbock Christian 73 • 11-4,6-1 Lone St

#	Player	Total		3-Ptr		Rebounds			PF	TP	A TO Blk			Stl	Min
		FG-FGA	FT-FTA	FG-FGA	FT-FTA	Off	Def	Tot			A	TO	Blk		
00	Grace Foster	f	6-12	3-6	5-6	1	6	7	5	20	0	4	2	0	31
20	Carli Bostwick	f	0-1	0-1	0-0	0	1	1	2	0	0	3	0	0	5
02	Maci Maddox	g	5-9	0-1	3-4	0	1	1	1	13	5	4	0	2	39
03	Audrey Robertson	g	6-12	2-4	4-4	2	7	9	3	18	3	6	0	0	39
15	Shaylee Stovall	g	0-2	0-2	2-2	0	4	4	3	2	0	1	0	4	29
04	Rachel Haase		1-3	1-2	0-0	0	1	1	1	3	0	0	0	1	13
12	Taylor Thomas		1-1	0-0	4-5	0	1	1	2	6	0	0	0	0	8
23	Martie McCoy		2-3	0-1	2-2	0	4	4	2	6	3	0	0	1	24
40	Reese Schumann		2-3	0-0	1-3	2	0	2	5	5	0	2	0	0	12
Team						1	5	6							
Totals			23-46	6-17	21-26	6	30	36	24	73	11	21	2	8	200

1st - FG %: 3-7 42.9% 2nd: 8-14 57.1% 3rd: 4-15 26.7% 4th: 8-10 80.0% Game: 23-46 50.0% Deadball  
3FG %: 2-2 100.0% 3-3 100.0% 1-8 12.5% 0-0 0.0% 6-17 35.3% Rebounds  
FT %: 5-6 83.3% 2-4 50.0% 11-13 84.6% 21-26 80.8% 3

### Tex. Permian Basin 60 • 6-8,3-5 Lone Sta

#	Player		Total		3-Ptr	Rebounds			PF	TP	A	TO	Blk	Stl	Min	
			FG-FTA	FG-FGA	FT-FTA	Off	Def	Tot								
11	Morgan Helgesen	f	3-15	1-9	5-6	6	5	11	5	12	1	2	0	0	27	
23	Alexus Quaadman	f	6-8	0-0	5-7	5	4	9	5	17	1	5	0	2	22	
04	Kamari Portalis	g	1-6	1-1	0-0	0	1	1	4	3	2	0	0	2	29	
10	Avalon Munoz	g	5-16	1-5	6-8	2	3	5	2	17	1	4	0	2	37	
15	Holly Hemmeline	g	2-10	0-5	0-3	1	1	2	2	4	0	1	0	4	31	
01	Andreea Mancha		1-3	0-2	0-0	2	1	3	3	2	0	4	0	1	17	
12	Makayla Bingley		1-2	0-0	0-0	1	1	2	0	2	0	1	0	1	11	
13	Diavian Spencer		0-3	0-3	0-0	0	1	1	2	0	0	1	0	0	14	
22	Khiara Flugence		1-2	0-0	1-2	1	0	1	2	3	0	0	0	0	12	
Team						4	2	6								
Totals				20-65	3-25	17-26	22	19	41	25	60	5	18	0	12	200
1st	FG%	4-12	33.3%	2nd:	8-23	34.8%	3rd:	4-15	26.7%	4th:	4-15	26.7%	Game:	20-65	30.8%	Deadball
	3FG%	0-4	0.0%		1-7	14.3%		2-6	33.3%		0-8	0.0%		3-25	12.0%	Rebounds
	FT	1-1	100.0%		1-3	33.3%		7-12	58.3%		8-10	80.0%		17-26	65.4%	2

## LUBBOCK CHRISTIAN UNIVERSITY WOMEN'S BASKETBALL GAME NOTES

Eastern N.M. vs Lubbock Christian  
01/12/23 5:30 pm at Lubbock, TX

## Eastern N.M. 55 • 7-7,4-5 Lone Sta

##	Player	Total		3-Ptr		Rebounds			PF	TP	A TO Blk Stl			Min
		FG-FGA	FG-FGA	FT-FTA	Off Def Tot	PF	TP	A TO Blk Stl						
05	Julietta Ceja	f	0-2	0-1	0-0	1 2 3	2	0	0	0	0	0	0	12
12	Deja Adrian	f	4-14	1-5	9-9	1 6 7	3	18	2	3	0	1	35	
30	Lazurea Saunders	f	6-11	1-3	0-0	3 4 7	0	13	3	5	0	1	32	
01	Ashley Shipley	g	0-4	0-3	0-0	2 1 3	1	0	0	1	0	0	34	
20	Bella Stone	g	5-12	1-5	2-2	2 3 5	3	13	1	1	0	4	36	
00	Edecia Beck		3-8	0-1	4-4	2 1 3	2	10	1	2	0	1	19	
04	Corin Camara		0-6	0-6	0-0	0 1 1	0	0	0	1	0	0	14	
23	Alexandria SariĀana		0-0	0-0	0-0	0 0 0	0	0	0	0	0	0	8	
24	KIKI Roberts		0-4	0-0	1-2	1 1 2	3	1	0	0	0	0	8	
32	Marley Freeman		0-0	0-0	0-0	0 0 0	0	0	0	1	0	0	2	
Team			1 2 3											
Totals			18-61	3-24	16-17	13 21 34	14	55	7	14	0	10	200	
1st - FG %:		5-16	31.3%	2nd: 6-17	35.3%	3rd: 4-15	26.7%	4th: 3-13	23.1%	Game: 18-61	29.5%	Deadball		
3FG %:		0-5	0.0%	1-7	14.3%	0-7	0.0%	2-5	40.0%	3-24	12.5%	Rebounds		
FT %:		5-5	100.0%	2-2	100.0%	4-4	100.0%	5-6	83.3%	16-17	94.1%	1		

## Lubbock Christian 77 • 12-5,7-2 Lone St

##	Player	Total		3-Ptr		Rebounds			PF	TP	A TO Blk Stl			Min
		FG-FGA	FG-FGA	FT-FTA	Off Def Tot	PF	TP	A TO Blk Stl						
00	Grace Foster	f	7-10	2-2	1-1	0 11 11	1	17	3	3	1	2	31	
34	Whitney Cox	f	1-1	0-0	0-0	0 0 0	2	2	1	2	0	0	11	
02	Maci Maddox	g	3-9	1-5	2-2	0 1 1	0	9	7	1	0	3	36	
03	Audrey Robertson	g	4-7	3-5	1-2	0 4 4	2	12	4	3	0	1	29	
15	Shaylee Stovall	g	4-6	2-4	0-1	0 4 4	2	10	1	3	0	0	29	
04	Rachel Haase		2-5	1-3	0-0	0 1 1	0	5	1	0	0	0	9	
12	Taylor Thomas		0-0	0-0	0-0	0 0 0	0	0	0	0	0	0	4	
20	Carli Bostwick		2-2	0-0	1-2	0 2 2	1	5	0	0	0	0	9	
23	Martie McCoy		1-1	0-0	1-1	0 0 0	0	3	0	1	0	0	10	
30	Audrey Spurgin		0-1	0-0	1-2	0 0 0	1	1	0	0	0	0	2	
31	Tia Johnson		0-1	0-1	0-0	0 2 2	1	0	1	0	0	0	6	
33	Deja Johnson		0-0	0-0	0-0	0 0 0	0	0	0	0	0	0	2	
40	Reese Schumann		5-5	0-0	3-3	1 1 2	4	13	1	2	4	1	22	
Team			0 4 4					3						
Totals			29-48	9-20	10-14	1 30 31	14	77	19	18	5	7	200	
1st - FG %:		6-9	66.7%	2nd: 6-13	46.2%	3rd: 7-13	53.8%	4th: 10-13	76.9%	Game: 29-48	60.4%	Deadball		
3FG %:		2-3	66.7%	3-9	33.3%	3-6	50.0%	1-2	50.0%	9-20	45.0%	Rebounds		
FT %:		5-5	100.0%	1-2	50.0%	2-4	50.0%	2-3	66.7%	10-14	71.4%	1		

Officials:  
Technical fouls: Eastern N.M.-None. Lubbock Christian-None.  
Attendance: 258  
2022-23 Women's Basketball. Round: 0. Eastern N.M. vs Lubbock Christian. Played

Score by periods	1st	2nd	3rd	4th	Total
Eastern N.M.	15	15	12	13	55
Lubbock Christian	19	16	19	23	77

Points	In	Off	2nd	Fast	Bench
ENMU	28	T/O	12	11	11
LCU	32	21	2	6	27

Last FG - ENMU 4th-03:09, LCU 4th-02:23.  
Largest lead - ENMU by 1 2nd-03:01, LCU by 23 4th-01:36.  
ENMU led for 01:23, LCU led for 38:16, Game was tied for 00:21.  
Score tied - 0 times.  
Lead changed - 2 times.

Lubbock Christian vs UT Tyler  
01/19/23 5:00 pm at Tyler, TX

## Lubbock Christian 57 • 13-6,8-3 Lone St

##	Player	Total		3-Ptr		Rebounds			PF	TP	A TO Blk Stl			Min
		FG-FGA	FG-FGA	FT-FTA	Off Def Tot	PF	TP	A TO Blk Stl						
00	Grace Foster	f	2-3	1-1	0-0	1 9 10	1	5	1	3	0	0	34	
23	Martie McCoy	f	0-0	0-0	2-2	0 2 2	3	2	0	1	0	1	8	
02	Maci Maddox	g	5-14	4-7	0-0	0 2 2	3	14	5	5	0	1	34	
03	Audrey Robertson	g	3-9	0-5	2-2	1 6 7	3	8	3	5	0	3	39	
15	Shaylee Stovall	g	5-10	3-8	0-0	0 3 3	4	13	1	3	0	0	34	
04	Rachel Haase		4-9	3-7	0-0	1 1 2	3	11	4	1	0	0	23	
20	Carli Bostwick		0-2	0-2	0-0	0 0 0	0	0	0	0	0	0	6	
34	Whitney Cox		0-0	0-0	0-0	0 1 1	0	0	0	2	0	0	5	
40	Reese Schumann		1-3	0-0	2-2	2 4 6	4	4	0	5	0	1	17	
Team			1 3 4											
Totals			20-50	11-30	6-6	6 31 37	21	57	14	25	0	6	200	
1st - FG %:		3-13	23.1%	2nd: 8-11	72.7%	3rd: 5-11	45.5%	4th: 4-15	26.7%	Game: 20-50	40.0%	Deadball		
3FG %:		3-10	30.0%	5-8	62.5%	3-6	50.0%	0-6	0.0%	11-30	36.7%	Rebounds		
FT %:		0-0	0.0%	4-4	100.0%	2-2	100.0%	0-0	0.0%	6-6	100.0%	0		

## UT Tyler 69 • 15-3,10-1 Lone S

##	Player	Total		3-Ptr		Rebounds			PF	TP	A TO Blk Stl			Min
		FG-FGA	FG-FGA	FT-FTA	Off Def Tot	PF	TP	A TO Blk Stl						
25	Ella Bradley	f	1-6	0-2	0-0	1 1 2	2	2	1	0	0	1	22	
01	Destini Whitehead	g	4-12	0-2	2-4	2 4 6	1	10	2	3	0	2	32	
10	Frances King	g	5-8	1-1	2-2	0 2 2	4	13	4	2	1	0	26	
15	Lovisa Hevinder	g	1-4	0-3	10-10	0 9 9	2	12	1	1	0	3	40	
22	Montse Gutierrez	g	4-8	3-6	0-0	0 5 5	0	11	1	2	1	3	30	
00	Victoria Ikenasio		0-2	0-0	0-0	0 0 0	1	0	0	1	0	0	4	
02	Lauren Cortinas		0-0	0-0	0-0	0 0 0	1	0	0	0	0	1	7	
04	Enisa Kamerolli		0-1	0-0	0-0	0 0 0	0	0	0	1	0	0	2	
05	Meagan Mendazona		0-0	0-0	0-0	0 0 0	0	0	0	0	0	0	2	
13	Martina Machalova		7-11	1-2	6-10	1 0 1	1	21	1	1	0	1	27	
23	Madysen Tate		0-1	0-0	0-0	0 1 1	2	0	0	1	0	0	8	
Team			2 2 4											
Totals			22-53	5-16	20-26	6 24 30	14	69	10	12	2	11	200	
1st - FG %:		5-16	31.3%	2nd: 4-12	33.3%	3rd: 6-12	50.0%	4th: 7-13	53.8%	Game: 22-53	41.5%	Deadball		
3FG %:		0-5	0.0%	1-5	20.0%	0-1	0.0%	4-5	80.0%	5-16	31.3%	Rebounds		
FT %:		2-2	100.0%	1-3	33.3%	6-7	85.7%	11-14	78.6%	20-26	76.9%	0		

Officials: Sandra Twine,Marcus Gaines,Aaron McFatridge  
Technical fouls: Lubbock Christian-None. UT Tyler-None.  
Attendance: 395  
2022-23 Women's Basketball. Round: 0. Lubbock Christian vs UT Tyler. Played at

Score by periods	1st	2nd	3rd	4th	Total
Lubbock Christian	9	25	15	28	57
UT Tyler	12	10	18	29	69

Last FG - LCU 4th-06:26, UTT 4th-01:18.  
Largest lead - LCU by 16 3rd-07:26, UTT by 12 4th-00:27.  
LCU led for 23:39, UTT led for 13:38, Game was tied for 02:43.  
Score tied - 3 times.  
Lead changed - 6 times.

Western N.M. vs Lubbock Christian  
01/14/23 1:00 pm at Lubbock, TX

## Western N.M. 50 • 4-11,2-8 Lone St

##	Player	Total		3-Ptr		Rebounds			PF	TP	A TO Blk Stl			Min
		FG-FGA	FG-FGA	FT-FTA	Off Def Tot	PF	TP	A TO Blk Stl						
25	Susi Namao	f	5-9	1-2	1-1	0 5 5	4	12	0	2	0	0	23	
21	Eliza Joynes	c	2-8	0-1	0-0	2 2 4	1	4	0	0	2	0	24	
01	Brooke Rodgers		3-9	0-1	0-2	1 7 8	2	6	0	2	1	1	29	
05	Alina Simon	g	0-5	0-2	0-0	0 0 0	0	0	0	0	0	0	23	
12	Sydney Wright	g	2-6	1-3	0-0	0 0 0	2	5	1	1	0	0	20	
02	Delaney Cook		1-7	0-1	1-1	1 2 3	0	3	1	2	1	0	20	
10	Cassandra Vickery		0-1	0-0	0-0	0 1 1	1	0	0	0	0	0	12	
11	Kyra Paniora		0-1	0-0	2-2	0 5 5	1	2	1	0	0	1	14	
31	Bria Reed		0-4	0-0	1-2	0 1 1	0	1	0	1	0	0	15	
33	Diamond Moore		8-18	0-0	1-1	6 4 10	3	17	0	0	0	0	20	
Team			3 3 6											
Totals			21-68	2-10	6-9	13 30 43	14	50	6	10	4	3	200	
1st - FG %:		4-14	28.6%	2nd: 4-15	26.7%	3rd: 5-17	29.4%	4th: 8-22	36.4%	Game: 21-68	30.9%	Deadball		
3FG %:		0-1	0.0%	0-2	0.0%	2-5	0.0%	0-2	0.0%	2-10	20.0%	Rebounds		
FT %:		2-2	100.0%	1-3	33.3%	0-0	0.0%	3-4	75.0%	6-9	66.7%	1		

## Lubbock Christian 67 • 13-5,8-2 Lone St

#	Player		Total		3-Ptr		Rebounds			PF	TP	A TO Blk Stl				Min
			FG-FGA	FG-FGA	FT-FTA	Off	Def	Tot	A			TO	Blk	Stl		
00	Grace Foster	f	5-15	1-8	3-3	2	11	13	0	14	2	0	1	0	30	
34	Whitney Cox	f	0-1	0-0	0-0	0	1	1	0	0	0	1	0	0	6	
02	Maci Maddox	g	2-7	0-1	0-0	0	3	3	0	4	5	3	0	0	34	
03	Audrey Robertson	g	3-8	0-2	3-4	0	4	4	0	9	4	1	1	1	28	
15	Shaylee Stovall	g	2-3	2-2	2-2	0	2	2	0	8	1	0	0	1	28	
04	Rachel Haase		2-4	1-3	0-0	0	1	1	1	5	0	1	0	0	13	
12	Taylor Thomas		1-1	0-0	0-0	0	0	0	1	2	0	0	0	0	3	
20	Carli Bostwick		2-5	0-1	0-0	0	3	3	0	4	0	0	0	1	11	
23	Martie McCoy		0-1	0-1	0-0	0	1	1	1	0	0	1	0	1	9	
30	Audrey Spurgin		3-5	0-0	3-4	0	1	1	3	9	0	0	0	0	7	
31	Tia Johnson		1-2	0-0	0-0	0	1	1	2	2	0	0	0	0	3	
33	Deja Johnson		0-0	0-0	0-0	0	0	0	0	0	0	0	0	0	2	
40	Reese Schumann		4-8	0-0	2-2	1	7	8	2	10	0	2	6	0	26	
	Team					4	1	5								
Totals			25-60	4-18	13-15	7	36	43	10	67	12	9	8	4	200	
1st FG %:			4.15	26.7%	3rd:	9.15	60.0%	4th:	8.14	57.1%	Game:		25-60	41.7%	Deadball	
3FG %:			0-5	0.0%	2nd:	1.6	16.7%		1-2	50.0%			14-18	22.2%	Rebounds	
FT %:			2-2	100.0%		5-6	83.3%		2-2	100.0%			13-15	86.7%	0	



# LUBBOCK CHRISTIAN UNIVERSITY WOMEN'S BASKETBALL GAME NOTES

## Lubbock Christian vs Midwestern St. 01/26/23 5:30 pm at Wichita Falls, Texas

### Lubbock Christian 61 • 14-7, 9-4

#	Player	Total		3-Ptr		Rebounds			PF	TP	A		TO	Blk	Stl	Min
		FG-FGA	FG-FGA	FT-FTA	FT-FTA	Off	Def	Tot			TO	Blk				
00	Grace Foster	f	4-7	0-2	4-6	0	5	5	1	12	0	2	2	0	0	23
23	Martie McCoy	f	2-7	1-3	0-0	0	5	5	4	5	1	0	0	0	0	19
02	Maci Maddox	g	3-4	0-0	0-0	0	4	4	2	6	1	1	0	0	0	27
03	Audrey Robertson	g	1-2	0-0	0-0	1	4	5	0	2	3	0	0	0	0	21
15	Shaylee Stovall	g	2-5	2-3	5-6	0	0	0	1	11	4	2	0	0	0	24
04	Rachel Haase	g	2-8	1-5	0-0	0	3	3	0	5	2	0	1	0	0	15
12	Taylor Thomas	g	1-1	0-0	1-1	0	2	2	2	3	1	2	0	0	0	12
20	Carli Bostwick	g	0-1	0-0	0-0	1	3	4	1	0	0	0	0	0	0	12
30	Audrey Spurgin	g	0-4	0-0	2-2	1	2	3	1	2	1	1	0	0	0	9
31	Tia Johnson	g	2-5	0-1	0-0	1	1	2	2	4	0	0	0	0	0	7
33	Deja Johnson	g	1-2	0-0	0-0	0	0	0	0	2	1	0	0	0	0	9
34	Whitney Cox	g	1-4	0-0	0-0	0	2	2	1	2	0	1	2	0	0	9
40	Reese Schumann	g	3-4	0-0	1-3	2	2	4	2	7	1	1	0	0	1	13
Team						1	3	4								
Totals			22-54	4-14	13-18	7	36	43	17	61	15	10	5	1	200	

### Midwestern St. 37 • 5-15, 3-11

#	Player	Total		3-Ptr		Rebounds			PF	TP	A		TO	Blk	Stl	Min
		FG-FGA	FG-FGA	FT-FTA	FT-FTA	Off	Def	Tot			TO	Blk				
00	Shawnisay Millar	f	1-8	0-1	1-4	2	3	5	4	3	0	1	0	0	0	29
24	Dyamon Griggs	f	5-11	1-2	6-7	3	3	6	4	17	0	2	0	0	0	21
01	Eternity Jackson	g	1-7	0-3	0-0	0	1	1	0	2	1	0	0	0	0	28
03	Maya Kendall	g	1-2	0-0	3-4	0	2	2	1	5	0	0	0	0	0	22
04	Natalie Stice	g	0-8	0-5	2-2	0	5	5	2	2	1	1	0	0	2	25
02	Sheridan Bostic	g	0-5	0-3	0-0	0	0	0	0	0	0	0	0	0	0	17
05	Makenzee Boucher	g	0-1	0-0	1-2	0	2	2	0	1	0	0	0	0	0	12
12	Markayla Johnson	g	0-1	0-0	0-0	0	1	1	0	0	0	0	1	1	0	16
14	Yasmine Sifaoui	g	0-3	0-0	1-2	1	2	3	3	1	2	3	4	0	0	15
23	Mandy Withey	g	3-8	0-0	0-2	4	5	9	2	6	0	0	2	1	0	15
Team						1	3	4								
Totals			11-54	1-14	14-23	11	27	38	16	37	4	8	7	4	200	

Officials: Darcy Schlabach, Tommy Prossie, Victoria Cortez.  
Technical fouls: Lubbock Christian-None. Midwestern St.-Dyamon Griggs.  
Attendance: 872

Score by periods	1st	2nd	3rd	4th	Total
Lubbock Christian	11	17	21	12	61
Midwestern St.	10	8	3	16	37

Last FG - LCU 4th-00:47, MSU 4th-02:07.  
Largest lead - LCU by 30 3rd-00:30, MSU by 4 1st-04:39.  
LCU led for 32:36. MSU led for 05:22. Game was tied for 01:54.

Score tied - 1 time.  
Lead changed - 4 times.

## Lubbock Christian vs Cameron 01/28/23 1:00 pm at Lawton, OK

### Lubbock Christian 68 • 15-7,10-4 Lone S

#	Player	Total		3-Ptr		Rebounds			PF	TP	A		TO	Blk	Stl	Min
		FG-FGA	FG-FGA	FT-FTA	FT-FTA	Off	Def	Tot			TO	Blk				
00	Grace Foster	f	6-13	2-4	9-10	2	2	4	0	23	0	0	0	1	31	
23	Martie McCoy	f	1-3	0-0	0-0	2	4	6	2	2	2	1	0	0	0	15
02	Maci Maddox	g	3-7	2-3	0-0	0	3	3	0	8	5	2	0	1	38	
03	Audrey Robertson	g	1-7	0-2	2-4	0	8	8	1	4	5	2	0	1	35	
15	Shaylee Stovall	g	2-7	2-6	0-0	0	1	1	0	6	1	0	0	1	36	
04	Rachel Haase	g	3-7	3-6	0-0	0	1	1	0	9	2	0	0	1	15	
20	Carli Bostwick	g	1-2	0-1	0-0	0	0	0	1	2	0	0	0	0	3	
30	Audrey Spurgin	g	0-0	0-0	0-0	0	0	0	0	0	0	0	0	0	2	
40	Reese Schumann	g	7-8	0-0	0-0	4	2	6	4	14	0	1	1	0	25	
Team						1	3	4								
Totals			24-54	9-22	11-14	9	24	33	8	68	15	7	1	5	200	

### Cameron 56 • 10-11,7-8 Lone S

#	Player	Total		3-Ptr		Rebounds			PF	TP	A		TO	Blk	Stl	Min
		FG-FGA	FG-FGA	FT-FTA	FT-FTA	Off	Def	Tot			TO	Blk				
22	Alena Wilson	f	6-15	0-2	5-9	8	6	14	1	17	2	0	4	1	30	
32	Karley Miller	f	2-11	0-6	2-2	1	1	2	2	6	1	0	0	1	21	
03	Kailyn Lay	g	2-5	1-2	0-0	1	4	5	1	5	3	0	0	0	32	
10	Katie King	g	0-2	0-0	0-0	0	3	3	0	0	4	4	0	0	38	
23	Korie Allensworth	g	5-10	2-6	0-0	0	3	3	2	12	3	0	0	1	29	
21	Kloe Heidebrecht	g	2-3	1-2	0-0	1	2	3	0	5	2	0	0	0	11	
24	La'Kya Leslie	g	2-3	0-0	1-2	1	0	1	2	5	0	2	0	0	14	
25	Alannah Gillespie	g	0-1	0-0	0-0	0	0	0	0	0	2	0	0	0	9	
33	Kiara Lovings	g	2-5	1-2	1-1	0	1	1	2	6	0	0	0	0	16	
Team						0	2	2								
Totals			21-55	5-20	9-14	12	22	34	10	56	17	7	4	3	200	

1st - FG %: 6-13 46.2% 2nd: 5-13 38.5% 3rd: 7-18 38.9% 4th: 1-1 27.3% Game: 21-54 38.2% Deadball  
3FG %: 0-4 0.0% 3FG %: 1-4 25.0% 3FG %: 1-5 20.0% 3FG %: 4-6 66.7% 3FG %: 5-20 25.0%  
FT %: 2-2 100.0% 3FG %: 2-2 100.0% 3FG %: 1-1 0.0% 3FG %: 4-6 66.7% 3FG %: 9-14 64.3%

Officials: Technical fouls: Lubbock Christian-None. Cameron-None.  
Attendance: 200  
2022-23 Women's Basketball. Round: 0. Cameron vs Lubbock Christian. Played at

Score by periods	1st	2nd	3rd	4th	Total
Lubbock Christian	21	19	10	18	68
Cameron	15	15	15	11	56

Last FG - LCU 4th-01:10, CU 4th-07:13.  
Largest lead - LCU by 12 4th-01:10, CU by 3 1st-07:19.  
LCU led for 37:00. CU led for 02:01. Game was tied for 00:25.  
Score tied - 0 times.  
Lead changed - 2 times.

## Angelo St. vs Lubbock Christian 02/02/23 5:30 pm at Lubbock, TX

### Angelo St. 60 • 19-3,14-2 Lone S

#	Player	Total		3-Ptr		Rebounds			PF	TP	A		TO	Blk	Stl	Min
		FG-FGA	FG-FGA	FT-FTA	FT-FTA	Off	Def	Tot			TO	Blk				
12	Madeline Stephens	f	3-6	0-0	1-2	1	4	5	3	7	1	3	2	2	27	
30	Aicha Ndir	f	2-6	0-0	0-0	3	1	4	2	4	1	2	0	0	0	16
32	Tajayanna McGhee-Plea	f	6-13	3-6	3-4	1	8	9	4	18	0	3	0	0	0	26
00	Landry Morrow	g	2-6	0-2	4-8	0	2	2	2	8	2	2	0	0	0	40
10	Sawyer Lloyd	g	4-13	1-2	0-0	2	9	11	3	9	2	0	1	2	40	
01	Madisen Honea	g	1-4	0-0	0-0	2	0	2	0	2	1	1	0	1	23	
13	Keniah Williams	g	3-7	0-0	2-4	0	1	1	2	8	0	0	2	0	14	
14	Brighton Adams	g	0-0	0-0	0-0	0	0	0	0	0	1	0	0	0	4	
24	Alexandra Bednarczyk	g	1-2	0-1	2-2	2	0	2	2	4	0	0	0	0	10	
Team						0	2	2								
Totals			22-57	4-11	12-20	11	27	38	18	60	8	11	5	5	200	

### Lubbock Christian 57 • 15-8,10-5 Lone S

#	Player		Total		3-Ptr	Rebounds			PF	TP	A	TO	Blk	Stl	Min		
			FG-FGA	FG-FGA	FT-FTA	Off	Def	Tot									
00	Grace Foster	f	9-17	0-3	3-3	4	13	17	2	21	3	4	0	0	40		
23	Martie McCoy	f	2-7	1-3	5-6	1	3	4	5	10	0	3	0	0	28		
02	Maci Maddox	g	4-9	0-2	0-0	0	1	1	0	8	3	0	0	2	40		
03	Audrey Robertson	g	5-12	0-0	2-2	0	4	4	2	12	2	1	0	2	37		
15	Shaylee Stovall	g	1-6	1-5	0-0	0	1	1	0	3	2	0	0	0	33		
04	Rachel Haase	g	0-1	0-1	0-0	0	1	1	0	0	0	2	0	0	9		
20	Carli Bostwick	g	0-0	0-0	0-2	0	0	0	1	0	0	1	0	0	1		
34	Whitney Cox	g	0-1	0-0	0-0	0	0	0	0	0	0	0	0	0	2		
40	Reese Schumann	g	1-1	0-0	1-2	1	1	2	5	3	0	2	1	0	10		
Team						1	4	5				1					
Totals				22-54	2-14	11-15	7	28	35	15	57	10	14	1	4	200	
1st - Totals			7-10	70.0%	2nd: 4-12	33.3%	3rd: 4-14	28.6%	4th: 7-18	38.9%	Game: 22-54			40.7%	Deadball Rebounds		
3FG: 0-3			0.0%	0.0%	1-6		16.7%	1-6		16.7%	2-14			14.3%			
FT: 1-4			25.0%	3-4	75.0%	5-5		100.0%	2-2		100.0%	11-15			73.3%		

# LUBBOCK CHRISTIAN UNIVERSITY WOMEN'S BASKETBALL GAME NOTES

## Lubbock Christian vs Western N.M. 02/09/23 5:30 pm at Silver City, NM

### Lubbock Christian 54 • 17-8,12-5 Lone S

#	Player	Total			3-Ptr			Rebounds			PF	TP	A	TO	Blk	Stl	Min
		FG-FGA	FG-FGA	FT-FTA	Off	Def	Tot	Off	Def	Tot							
00	Grace Foster	f	9-17	1-6	5-5	0	7	7	0	24	1	4	1	1	36		
23	Martie McCoy	f	2-3	0-0	0-0	0	1	1	1	4	0	0	0	2	21		
02	Maci Maddox	g	4-9	1-2	2-2	0	4	4	1	11	4	1	0	1	38		
03	Audrey Robertson	g	4-10	0-1	0-0	0	4	4	0	8	2	0	0	1	33		
15	Shaylee Stovall	g	0-5	0-4	0-0	0	2	2	3	0	0	1	0	0	22		
04	Rachel Haase		1-1	1-1	0-0	0	0	0	0	3	0	0	0	0	9		
12	Taylor Thomas		0-0	0-0	2-2	1	0	1	2	2	0	1	0	0	7		
20	Carli Bostwick		0-0	0-0	0-0	1	0	1	0	0	1	0	0	0	8		
30	Audrey Spurgin		0-1	0-0	0-0	0	0	0	2	0	0	2	0	0	9		
31	Tia Johnson		0-0	0-0	0-0	0	0	0	0	0	0	0	0	0	1		
33	Deja Johnson		0-0	0-0	0-0	0	1	1	0	0	0	0	0	0	1		
34	Whitney Cox		0-1	0-0	0-0	0	0	0	0	0	0	0	0	0	2		
40	Reese Schumann		0-1	0-0	2-4	1	3	4	2	2	2	1	1	1	13		
Team						1	1	2									
Totals			20-48	3-14	11-13	4	23	27	11	54	10	10	2	6	200		

1st - FG %: 6-12 46.2% 2nd: 4-13 30.8% 3rd: 8-14 57.1% 4th: 2-8 25.0% Game: 20-48 41.7% Deadball  
3FG %: 3-4 75.0% 0-5 0.0% 0-3 0.0% 0-2 0.0% 3-14 21.4% Rebounds  
FT %: 2-4 50.0% 0-0 0.0% 2-2 100.0% 7-7 100.0% 11-13 84.6% 1,2

### Western N.M. 40 • 7-14,5-12 Lone S

#	Player	Total			3-Ptr			Rebounds			PF	TP	A	TO	Blk	Stl	Min
		FG-FGA	FG-FGA	FT-FTA	Off	Def	Tot	Off	Def	Tot							
25	Susi Namao	f	4-13	0-4	3-3	4	2	6	2	11	3	1	1	1	31		
33	Diamond Moore	f	5-7	0-0	1-1	1	6	7	2	11	0	3	0	0	26		
01	Brooke Rodgers	g	1-9	0-1	0-0	1	7	8	1	2	2	3	1	1	34		
02	Delaney Cook	g	1-4	0-2	0-0	0	1	1	1	2	1	3	0	0	12		
12	Sydney Wright	g	1-6	1-3	2-2	0	2	2	2	5	1	2	0	0	34		
05	Alina Simon		2-6	0-1	0-0	3	2	5	1	4	1	2	0	0	24		
10	Cassandra Vickery		0-3	0-1	0-0	1	0	1	0	0	2	0	0	0	16		
21	Eliza Joynes		2-8	0-1	1-2	0	5	5	3	5	0	1	1	0	22		
34	Naomi Kimble		0-0	0-0	0-0	0	0	0	0	0	1	0	0	0	1		
Team						1	0	1									
Totals			16-56	1-13	7-8	11	25	36	12	40	11	16	3	2	200		

1st - FG %: 6-12 50.0% 2nd: 5-19 26.3% 3rd: 3-14 21.4% 4th: 2-11 18.2% Game: 16-56 28.6% Deadball  
3FG %: 0-4 0.0% 1-6 16.7% 0-2 0.0% 0-1 0.0% 1-13 7.7% Rebounds  
FT %: 2-2 100.0% 1-1 100.0% 4-5 80.0% 0-0 0.0% 7-8 87.5% 5

Officials:  
Technical fouls: Lubbock Christian-None. Western N.M.-None.  
Attendance: 84  
2022-23 Women's Basketball. Round: 0. Lubbock Christian vs Western N.M.. Playe

Score by periods	1st	2nd	3rd	4th	Total		In	Off	2nd	Fast	
Lubbock Christian	17	8	18	11	54	Points	Paint	T/O	Chance	Break	Bench
Western N.M.	14	12	10	4	40	LCU	28	14	4	3	7
						WNMU	26	9	12	4	9

Last FG - LCU 4th-06:12, WNMU 4th-01:12.  
Largest lead - LCU by 16 4th-06:12, WNMU by 5 1st-04:55.  
LCU led for 28:03. WNMU led for 06:01. Game was tied for 05:56.  
Score tied - 3 times.  
Lead changed - 8 times.

## Lubbock Christian vs Eastern N.M. 02/11/23 1:00 pm at Portales, NM

### Lubbock Christian 66 • 18-8,13-5 Lone S

#	Player	Total			3-Ptr			Rebounds			PF	TP	A	TO	Blk	Stl	Min
		FG-FGA	FG-FGA	FT-FTA	Off	Def	Tot	Off	Def	Tot							
00	Grace Foster	f	8-16	0-3	1-1	3	7	10	2	17	0	6	0	0	31		
23	Martie McCoy	f	2-4	0-0	2-2	0	2	2	4	6	1	1	0	1	26		
02	Maci Maddox	g	5-12	3-5	1-4	1	2	3	1	14	2	3	1	2	40		
03	Audrey Robertson	g	3-9	0-4	4-4	2	6	8	2	10	5	2	2	0	34		
15	Shaylee Stovall		2-7	1-4	2-2	2	2	4	1	7	3	2	0	1	21		
04	Rachel Haase	g	0-3	0-3	0-0	0	1	1	0	0	1	0	0	0	10		
20	Carli Bostwick		3-3	0-0	1-1	0	2	2	0	7	1	0	1	1	15		
30	Audrey Spurgin		1-2	0-0	1-2	0	3	3	2	3	0	1	0	0	10		
40	Reese Schumann		0-1	0-0	2-2	1	3	4	4	2	1	3	1	0	13		
Team						4	5	9									
Totals			24-57	4-19	14-18	13	33	46	16	66	14	19	5	5	200		

1st - FG %: 4-14 28.6% 2nd: 7-18 38.9% 3rd: 8-12 66.7% 4th: 5-13 38.5% Game: 24-57 42.1% Deadball  
3FG %: 1-4 25.0% 0-7 0.0% 2-5 40.0% 1-3 33.3% 4-19 21.1% Rebounds  
FT %: 5-6 83.3% 0-0 0.0% 3-4 75.0% 6-8 75.0% 14-18 77.8% 2

### Eastern N.M. 61 • 12-11,9-9 Lone S

#	Player	Total			3-Ptr			Rebounds			PF	TP	A	TO	Blk	Stl	Min
		FG-FGA	FG-FGA	FT-FTA	Off	Def	Tot	Off	Def	Tot							
00	Edecia Beck	f	5-11	1-3	2-2	3	2	5	4	13	1	1	0	1	31		
12	Deja Adrian	f	4-11	0-4	3-4	0	2	2	3	11	2	2	0	2	26		
30	Lazurea Saunders	f	2-8	0-2	0-0	1	1	2	2	4	1	0	0	1	15		
01	Ashley Shipley	g	5-11	3-7	2-2	0	3	3	2	15	3	0	0	1	40		
20	Bella Stone	g	2-9	1-5	0-0	0	4	4	0	5	2	3	1	3	39		
04	Corin Camara		0-4	0-3	0-0	0	0	0	1	0	0	0	0	0	12		
05	Julietta Ceja		2-5	2-4	0-0	0	2	2	3	6	0	1	2	0	17		
24	KIKI Roberts		3-4	0-0	1-4	2	7	9	3	7	0	2	0	0	20		
Team						2	1	3									
Totals			23-63	7-28	8-12	8	22	30	18	61	9	11	3	8	200		

1st - FG %: 5-17 29.4% 2nd: 4-11 36.4% 3rd: 7-17 41.2% 4th: 7-18 38.9% Game: 23-63 36.5% Deadball  
3FG %: 2-9 22.2% 0-4 0.0% 3-6 50.0% 2-9 22.2% 7-28 25.0% Rebounds  
FT %: 0-0 0.0% 4-4 100.0% 2-2 100.0% 2-6 33.3% 8-12 66.7% 3

Officials: Rebecca Skotterro,Destry Dacus,Tony Ramos  
Technical fouls: Lubbock Christian-None. Eastern N.M.-None.  
Attendance: 542  
2022-23 Women's Basketball. Round: 0. Eastern N.M. vs Lubbock Christian. Playe

Score by periods	1st	2nd	3rd	4th	Total		In	Off	2nd	Fast
Lubbock Christian	14	14	21	17	66	Points	Paint	T/O	Chance	Break
Eastern N.M.	12	12	19	18	61	LCU	32	7	15	9
						ENMU	28	10	11	8
										12
										13

Last FG - LCU 4th-01:59, ENMU 4th-00:03.  
Largest lead - LCU by 8 3rd-02:42, ENMU by 1 1st-06:17.  
LCU led for 32:49. ENMU led for 01:17. Game was tied for 05:49.  
Score tied - 6 times.  
Lead changed - 2 times.

## SINGLE-SEASON RECORDS

## Points Scored:

657	Beth Capps	1996-97
574	Beth Capps	1995-96
562	Kelsey Canavan	2011-12
560	Jordan Hampton	2006-07
543	Olivia Robertson	2018-19

## Points Per Game Average:

22.7	Beth Capps	1996-97
20.0	Kechia Mason	1997-98
19.9	Burgundy Bass	1989-90
18.7	Nettie Gilbreath	1986-87

## Field Goals Attempted:

516	Tonya Ivie	1981-82
492	Beth Capps	1995-96
435	Darla Lynch	1980-81
429	Kelsey Canavan	2011-12
425	Beth Capps	1996-97

## Field Goals Made:

237	Beth Capps	1996-97
236	Kelsey Canavan	2011-12
217	Tonya Ivie	1981-82
210	Beth Capps	1995-96
202	Mamy N'Kolomoni	2000-01

## Field Goal Percentage (Min. 300 Att.):

.580	Nicole Hampton	2015-16
.561	Roberta Ross	1986-87
.558	Beth Capps	1996-97
.556	Tess Bruffey	2015-16
.554	Carol Hise	1990-91

## Assists:

221	Krista Lent	1990-91
211	Nicole Hampton	2015-16
197	Sierra Lovorn	2007-08
192	Nicole Hampton	2012-13
189	Krista Lent	1989-90

## Three Pointers Attempted:

240	Ashton Duncan	2021-22
216	Kelsey Hoppel	2015-16
203	Angie Taylor	1997-98
191	Ashton Duncan	2021-22
188	Sierra Lovorn	2007-08

## Three Pointers Made:

90	Kelsey Hoppel	2015-16
90	Ashton Duncan	2021-22
79	Ashton Duncan	2019-20
74	Kelsey Hoppel	2012-13
74	Jordan Hampton	2007-08
74	Angie Taylor	1997-98

## Three Point Percentage (Min. 100 Att.):

.517	Allie Schulte	2018-19
.497	Jordan Hampton	2007-08
.469	Kelsey Hoppel	2013-14
.466	Jordan Hampton	2006-07
.463	Bailey Haist	2014-15

## Steals:

115	Krista Lent	1990-91
107	Nicole Hampton	2015-16
105	Sherry Blackwell	1990-91
102	Tina Phillips	1991-92
99	Selestine Hurst	1996-97

## Free Throws Attempted:

228	Mamy N'Kolomoni	2001-02
212	Beth Capps	1996-97
211	Carolyn Manning	2007-08
201	Emily Pool (Atkins)	2010-11
197	Emily Pool (Atkins)	2011-12

## Free Throws Made:

177	Carolyn Manning	2007-08
166	Beth Capps	1996-97
157	Emily Pool (Atkins)	2011-12
156	Jordan Hampton	2006-07
153	Mamy N'Kolomoni	2001-02

## Free Throw Percentage (Min. 50 Att.):

.938	Kelsey Hoppel	2013-14
.924	Nicole Hampton	2011-12
.922	Caitlyn Cunyus	2017-18
.921	Nicole Hampton	2012-13
.913	Brittany Roberts (Hampton)	2011-12

## Blocked Shots:

129	Tess Bruffey	2017-18
113	Kellyn Schneider	2014-15
108	Tess Bruffey	2016-17
91	Kellyn Schneider	2015-16
86	Tess Bruffey	2014-15

## Rebounds:

310	Nicole Hampton	2012-13
288	Kellyn Schneider	2014-15
282	Carolyn Manning	2007-08
281	Tess Bruffey	2017-18
278	Darla Lynch	1981-82

## Rebounds Per Game:

10.5	Laura Geurin	1983-84
10.3	Kellyn Schneider	2014-15
10.1	Nettie Gilbreath	1986-87
9.9	Darla Lynch	1981-82
9.2	Mamy N'Kolomoni	2000-01

## CAREER RECORDS

## Points Scored:

1,796	Nicole Hampton	2011-16
1,773	Beth Capps	1995-97
1,767	Jordan Hampton	2005-09
1,728	Tess Bruffey	2014-18
1,725	Emily Pool (Atkins)	2010-14

## Points Per Game Average:

17.1	Nettie Gilbreath	1985-87
16.1	Beth Capps	1993-97
15.8	Burgundy Bass	1987-90
15.4	Darla Lynch	1979-83

## Field Goals Attempted:

1,387	Darla Lynch	1979-83
1,352	Tess Bruffey	2014-18
1,316	Beth Capps	1993-97
1,278	Mamy N'Kolomoni	1998-02
1,213	Emily Pool (Atkins)	2010-14

## Field Goals Made:

640	Beth Capps	1993-97
631	Tess Bruffey	2014-18
628	Mamy N'Kolomoni	1998-02
590	Nicole Hampton	2011-16
588	Darla Lynch	1979-83

## Field Goal Percentage (Min. 700 Att.):

.585	Haley Fowler	416-711
.547	Kelsey Canavan	416-760
.540	Nicole Hampton	590-1093
.511	Roberta Ross	362-709
.510	Maddi Chitsey	503-987

## Assists:

659	Nicole Hampton	2011-16
633	Sierra Lovorn (Wilcox)	2005-09
439	Haley Burton	2010-15
421	Allie Schulte	2017-22
397	Brittany Roberts (Hampton)	2008-12

## Three Pointers Attempted:

708	Ashton Duncan	2017-->
672	Sierra Lovorn (Wilcox)	2005-09
646	Kelsey Hoppel	2011-16
560	Jordan Hampton	2005-09
559	Haley Burton	2010-15

## Three Pointers Made:

276	Ashton Duncan	2017--22
272	Kelsey Hoppel	2011-16
248	Jordan Hampton	2005-09
234	Sierra Lovorn (Wilcox)	2005-09
204	Haley Burton	2010-15

## Three Point Percentage (Min. 200 Att.):

.444	Allie Schulte	176-396
.443	Jordan Hampton	192-407
.421	Kelsey Hoppel	272-646
.407	Brittany Roberts (Hampton)	154-378
.407	Bailey Haist	148-364

## Steals:

330	Nicole Hampton	2011-16
320	Allie Schulte	2017-22
271	Sherry Brown	1979-83
235	Sherry Blackwell	1988-91
226	Tabitha Qubty-Sellers	2000-04

## Free Throws Attempted:

725	Emily Pool (Atkins)	2010-14
706	Mamy N'Kolomoni	1998-02
586	Beth Capps	1993-97
560	Nicole Hampton	2011-16
519	Jordan Hampton	2005-09

## Free Throws Made:

565	Emily Pool (Atkins)	2010-14
510	Nicole Hampton	2011-16
459	Brittany Roberts (Hampton)	2008-12
456	Mamy N'Kolomoni	1998-02
449	Jordan Hampton	2005-09

## Free Throw Percentage (Min. 100 Att.):

.911	Nicole Hampton	510-560
.874	Brittany Roberts (Hampton)	458-525
.873	Olivia Robertson	282-323
.865	Jordan Hampton	449-519
.848	Severyn Smith	224-264

## Blocked Shots:

396	Tess Bruffey	2014-18
204	Kellyn Schneider	2014-16
174	Suzanne Copeland	1988-92
149	Maddi Chitsey	2016-20
122	Candace Clenney	2002-06

## Rebounds:

1,053	Nicole Hampton	2011-16
911	Mamy N'Kolomoni	1998-02
845	Tess Bruffey	2014-18
838	Darla Lynch	1979-83
732	Carol Hise	1990-94

## Rebounds Per Game:

9.39	Nettie Gilbreath	1985-87
8.38	Darla Lynch	1979-83
8.10	Nicole Hampton	2011-16
8.09	Kellyn Schneider	2014-16
7.92	Sharon Marion	1984-86



## SINGLE GAME TEAM RECORDS

Points Scored:	
Lady Chaps:	125 vs Whittier College (12/28/94)
Opponents:	110 Panhandle State (2/11/93)
Individual:	38 Beth Capps (1/22/96)
Field Goals Made:	
Lady Chaps:	52 vs Whittier College (1/28/94)
Opponents:	44 Midwestern State (1/9/87)
Individual:	16 Nettie Gilbreath (1/10/87), Beth Capps (11/22/96 & 2/1/96)
Field Goals Attempted:	
Lady Chaps:	94 vs McMurry (2/26/82)
Opponents:	95 Bishop College (1/7/82)
Individual:	29 Beth Capps (2/1/96)
Field Goal Percentage:	
Lady Chaps:	.692 (36-52) vs Eastern New Mexico (11/29/14)
Opponents:	.714 Panhandle State (1/15/90)
Three Pointers Made:	
Lady Chaps:	18 vs Oklahoma Panhandle State (2/18/17)
Opponents:	16 Cameron (12/19/19)
Individual:	8 - Ashton Duncan & (1/22/22) & (12/11/20), Bailey Haist (1/2/17)
Three Pointers Attempted:	
Lady Chaps:	44 vs Oklahoma City (12/10/15)
Opponents:	41 Whittier College (12/28/94)
Individual:	19 Burgundy Bass (1/18/90)
Three Pointer Percentage:	
Lady Chaps:	.667 (12-18) vs Western New Mexico (11/17/17)
Opponents:	.700 (14-20) Southern Nazarene (1/31/08)
Free Throws Made:	
Lady Chaps:	40 vs Panhandle State (1/26/84)
Opponents:	38 St. Gregory's (2/2/02)
Individual:	15 Nicole Hampton (1/14/16)
Free Throws Attempted:	
Lady Chaps:	51 vs Panhandle State (2/11/93)
Opponents:	46 - 2 times
Individual:	17 Becky Hinojos (2/11/93), Mamy N'Kolomoni (3/1/02) and Nicole Hampton (1/14/16)
Free Throw Percentage:	
Lady Chaps:	1.000 (22-22) vs. Newman (2/15/18)
Opponents:	1.000 (21-21) St. Edward's (2/25/17)
Individual:	1.000 (14-14) Nicole Hampton (1/16/14)
Rebounds:	
Lady Chaps:	73 - 2 times (last: vs. Dallas Christian 12/31/09)
Opponents:	73 McMurry (1/23/82)
Individual:	20 Mamy N'Kolomoni (2/24/01)
Assists:	
Lady Chaps:	39 vs McMurry (1/17/89)
Opponents:	29 McMurry (1/11/88)
Individual:	13 Sierra Lovorn (2/10/07)
Steals:	
Lady Chaps:	38 vs McMurry (11/12/91)
Opponents:	27 St. Edwards (11/13/87)
Individual:	12 Tina Phillips (11/12/91)
Blocks:	
Lady Chaps:	17 vs. Okla. Panhandle St. (1/19/15) vs. Hardin-Simmons (2/19/91)
Individual:	10 Tess Bruffey - 3 times (12/13/14, 11/26/16, 2/9/17)
Turnovers:	
Lady Chaps:	40 vs. McMurry (2/23/80)
Opponents:	41 Howard Payne (11/12/90)

## RIP GRIFFIN CENTER RECORDS

### Lady Chap Team Records

<b>Points:</b>	113 vs Northern New Mexico (11/7/09)
<b>Field Goals:</b>	49 vs Dallas Christian (11/4/08)
<b>Field Goals Att.:</b>	91 vs Huston-Tillotson (11/17/00)
<b>Field Goal Pct.:</b>	.692 vs Eastern New Mexico (36-52) (11/29/14)
<b>3-Pointers:</b>	18 vs Oklahoma Panhandle State (2/18/17)
<b>3-Pointers Att.:</b>	44 vs Oklahoma City (12/10/15)
<b>3-Pointers Pct.:</b>	.667 vs USAO (2/28/08) .667 vs Texas - Permian Basin (2/21/15) .667 vs. Western New Mexico (11/17/17)
<b>Free Throws:</b>	35 vs Rogers State (1/19/12)
<b>Free Throw Att.:</b>	44 vs Oklahoma Baptist (2/1/03)
<b>Free Throw Pct.:</b>	1.000 vs Newman (22-22) (2/15/18)
<b>Rebounds:</b>	62 vs Huston-Tillotson (11/17/00)
<b>Assists:</b>	34 vs Dallas Christian (11/4/08)
<b>Blocked Shots:</b>	14 vs Mid-America Christian (11/24/14)
<b>Steals:</b>	26 vs National Christian (12/8/01)

### Lady Chap Individual Records

<b>Points:</b>	36 - Emily Pool (Atkins) vs Northern New Mexico College (11/5/10)
<b>Field Goals:</b>	13 - Mamy N'Kolomoni vs Huston-Tillotson (11/17/00)
<b>Field Goals Att.:</b>	22 - Cari Bigham vs UTPB
<b>Field Goal Pct. (10 attempts):</b>	.917 - Brittany Blackmon (11-12) vs Univ. of the Southwest (11/10/08)
<b>3-Pointers:</b>	8 - Ashton Duncan (twice) vs St. Mary's (1/22/22) & (12/11/20)
<b>3-Pointers Att.:</b>	13 - Ashton Duncan vs. St. Mary's (1/22/22)
<b>3-Point Pct. (5 attempts):</b>	1.000 - Kelsey Hoppel (5-5) vs. Okla. Christian (2/8/14) 1.000 - Bailey Haist (5-5) vs. St. Edward's (2/19/15)
<b>Free Throws:</b>	12 - 5 Times
<b>Free Throws Att.:</b>	17 - Mamy N'Kolomoni vs Southern Nazarene (3/1/02)
<b>Free Throw Pct. (10 attempts):</b>	1.00 - Laynee Burr (12-12) vs. Midwestern St. (2/4/22) 1.00 - Tabitha Qubty-Sellers (10-10) vs Okla. Christian (1/18/01) 1.00 - Emily Pool (10-10) vs. Newman (11/23/13) 1.00 - Allie Schulte (10-10) vs. Daemen (11/20/21)
<b>Rebounds:</b>	20 - Mamy N'Kolomoni vs St. Gregory's (2/24/01)
<b>Assists:</b>	13 - Sierra Lovorn vs Oklahoma Baptist (2/10/07)
<b>Blocked Shots:</b>	10 - Tess Bruffey vs. St. Mary's (2/9/17)

RADIO / TV HEADSHOT ROSTER



**0 - GRACE FOSTER**  
So. | 6-1 | FW  
Childress, Texas



**2 - MACI MADDOX**  
Jr. | 5-7  
Lubbock, Texas



**3 - AUDREY ROBERTSON**  
Jr. | 5-8 | G  
Kerrville, Texas



**4 - RACHEL HAASE**  
So. | 5-8 | G  
Amarillo, Texas



**12 - TAYLOR THOMAS**  
Fr. | 5-9 | G  
Canyon, Texas



**15 - SHAYLEE STOVALL**  
Jr. | 5-6 | G  
Idalou, Texas




**20 - CARLI BOSTWICK**  
So. | 5-10 | FW/G  
Lubbock, Texas



**23 - MARTIE MCCOY**  
Sr. | 5-11 | FW/G  
Muenster, Texas



**30 - AUDREY SPURGIN**  
So. | 6-2 | P  
Fredericksburg, Texas



**31 - TIA JOHNSON**  
Fr. | 5-9 | FW/G  
Lubbock, Texas



**33 - DEJA JOHNSON**  
Fr. | 5-9 | FW/G  
Lubbock, Texas



**32 - WHITNEY COX**  
Sr. | 6-1 | FW  
Flower Mound, Texas



**40 - REESE SCHUMANN**  
So. | 6-1 | P  
Houston, Texas



**STEVE GOMEZ**  
Head Coach  
20th Season



**VIC SELF**  
Assistant Coach  
11th Season



**KAYCIE WILSON**  
Assistant Coach  
8th Season



**JULIO PACHECO**  
Volunteer Assistant Coach  
3rd Season



**SERENITY SEILER**  
Associate Athletic Trainer  
5th Season