



# LUBBOCK CHRISTIAN UNIVERSITY

## 2022-23 WOMEN'S BASKETBALL GAME NOTES

MEMBERS OF THE LONE STAR CONFERENCE - SIX NCAA REGION TOURNAMENT APPEARANCES - 2015-16, 18-19 & 20-21 NCAA DIV. II CHAMPIONS

### WOMEN'S BASKETBALL GAME NOTES February 2, 2023

#### LCU LADY CHAPARRALS

**Location** ..... Lubbock, Texas  
**Founded** ..... 1957  
**Enrollment** ..... 2,000  
**Affiliation** ..... NCAA Div. II  
**Conference** ..... Lone Star  
**Nickname** ..... Lady Chaparrals "Lady Chaps"  
**Athletic Director** ..... Scott Larson  
**Sports Information** ..... Chris Due  
**Head Coach** ..... Steve Gomez  
**Career Record (year)** ..... 491-139 / 20th

#### 2022-23 LADY CHAPS SCHEDULE

Date	Opponent	Result
Oct. 29	vs. SAGU (Exhibition)	W 91-57
Nov. 5	vs. No.6 Missouri Southern (k)	L 64-65
Nov. 6	vs. Missouri Western (k)	L 96-101 (ot)
Nov. 11	vs. Colorado Christian	W 85-64
Nov. 12	vs. Colorado State Pueblo	W 76-58
Nov. 21	at Southwestern Oklahoma State	W 73-67
Nov. 26	vs. Oklahoma City (Exhibition)	W 74-65
Nov. 27	vs. Western Colorado	W 51-38
Dec. 1	vs. Oklahoma Christian*	W 88-61
Dec. 3	vs. Arkansas Fort Smith*	W 76-49
Dec. 8	at Texas A&M International*	L 47-60
Dec. 10	at Texas A&M Kingsville*	W 76-61
Dec. 16	vs. No.13 Ga.Southwestern St. (x).L	59-70
Dec. 17	vs. No.15 Montana St. Billings (x)	W 60-58
Dec. 30	vs. Cameron*	W 85-34
Jan. 1	vs. Midwestern State*	W 74-63
Jan. 5	at UT Permian Basin*	W 73-60
Jan. 7	at Angelo State*	L 51-53
Jan. 12	vs. Eastern New Mexico*	W 77-55
Jan. 14	vs. Western New Mexico*	W 67-50
Jan. 19	at UT Tyler*	L 57-69
Jan. 21	at No.7 Texas Womans*	L 69-75
Jan. 26	at Midwestern State*	W 61-37
Jan. 28	at Cameron*	W 68-56
Feb. 2	vs. No.14 Angelo State*	5:30 PM
Feb. 4	vs. UT Permian Basin*	1:00 PM
Feb. 9	at Western New Mexico*	6:30 PM
Feb. 11	at Eastern New Mexico*	2:00 PM
Feb. 16	vs. St. Mary's*	5:30 PM
Feb. 18	vs. St. Edward's*	1:00 PM
Feb. 23	at West Texas A&M*	5:30 PM
Feb. 25	vs. West Texas A&M*	1:00 PM

\* - Lone Star Conference Game Times are Central

k - D2CCA Tip-Off Classic (Kansas City, Mo.)  
 x - Holiday Hoops Classic (Las Vegas, Nev.)



FACEBOOK/LCUCAPS  
 TWITTER: @LCUCAPS  
 INSTAGRAM: @LCUCAPS  
 YOUTUBE: #LCUathletics



#### vs. ANGELO STATE

Thur. Feb. 2 - 5:30 PM

LONE STAR CONFERENCE / WEST DIV. GAME >> RIP GRIFFIN CENTER (LUBBOCK, TEXAS)

LIVE SCORING: <http://statb.us/b/431705> RADIO: CHAP RADIO 99.1 FM  
 WATCH ONLINE: <http://www.lcuchaps.com/live> LISTEN ONLINE: <https://bit.ly/3EpUm3A>  
 ASU RECORD: 18-3, 13-2 (LONE STAR) ALL-TIME SERIES: LCU LEADS (16-5)  
 ASU: HOME 9-1, ROAD 8-2, NEUTRAL 1-0 LAST MEETING: 1/7/23 AT ASU (L 53-51)  
 RANKINGS: No.14 - D2SIDA, T-No.20 WBCA (TOP25) LAST WIN BY LCU: 3/4/22  
 No.2 - D2SIDA SOUTH CENTRAL REGION RANKINGS LAST WIN BY ASU: 1/7/23



GAME  
23

#### vs. TEXAS PERMIAN BASIN

Sat. Feb. 4 - 1 PM

LONE STAR CONFERENCE / WEST DIV. GAME >> RIP GRIFFIN CENTER (LUBBOCK, TEXAS)

LIVE SCORING: <http://statb.us/b/431706> RADIO: CHAP RADIO 99.1 FM  
 WATCH ONLINE: <http://www.lcuchaps.com/live> LISTEN ONLINE: <https://bit.ly/3EpUm3A>  
 UTPB RECORD: 10-11, 7-8 (LONE STAR) ALL-TIME SERIES: LCU LEADS 27-0  
 UTPB: HOME 5-5, ROAD 4-6, NEUTRAL 1-0 LAST MEETING: 1/5/23 AT UTPB (W 73-60)  
 RANKINGS: LAST WIN BY LCU: 1/5/23  
 LAST WIN BY UTPB: N/A



GAME  
24

#### BACK HOME

Lubbock Christian University returns home from their season-long four-game road trip and are back for a pair of West Division contests, as they host Lone Star Conference foes No.14 Angelo State (Thursday at 5:30 p.m.) and Texas Permian Basin (Saturday at 1 p.m.) inside Rip Griffin Center. Thursday's game pits the top two programs in the West Division together, as ASU leads the division with an 8-1 mark and LCU sits with one less divisional game played and with a 7-1 record.

#### LATE SURGE IN LAWTON

Lubbock Christian University held Cameron scoreless over the final four minutes and used a 23-point performance from Grace Foster to claim a 68-56 Lone Star Conference West Division victory Saturday afternoon inside Aggie Gym. Reese Schumann joined Foster in double figures offensively, as she was 7-of-8 from the field and had 14 points. Foster's 23-point outing was built by a 6-of-13 shooting performance from the field, which included a 2-of-4 mark from long range. She was 9-of-10 from the free-throw line. Audrey Robertson, who led LCU with eight rebounds, was LCU's only other free-throw shooter in the game (outside of Foster).

#### GRACE HONORED AGAIN

For a second time this season, the Lone Star Conference has recognized Grace Foster with an offensive weekly honor this season, as the Lone Star Conference named Foster their Women's Basketball Offensive Player of the Week recipient. Foster helped LCU to their first weekend road sweep of the season, as they topped Midwestern State (61-37) and Cameron (68-56) in a pair of West Division road wins. The sophomore from Childress, Texas led LCU in scoring in each game, posting 12 points at MSU and 23 points at CU. In LCU's win at Cameron, Foster's performance was vital. With LCU leading 25-23 in the second quarter at CU, Foster personally went on a 5-0 run and tallied seven points in a three-minute span to finish the half with 15 points. In the fourth quarter with LCU leading by a possession and four minutes remaining, Foster tallied a pair of points to make it a two-possession game and then scored the final six LCU points of the game for eight points in the quarter to clinch the win. She also averaged 4.5 rebounds a game and shot .500 (10/20) from the field on the week. Foster was also part of an LCU defense that held their opponents to 46.5 points a game and a 29.4% shooting mark in the two games. The honor is Foster's third weekly award of her career and her second of the season. Each



#### LUBBOCK CHRISTIAN (@LCUCAPS) LADY CHAPARRALS

Record: 15-7, 10-4 Lone Star  
 Last Game: 68-56 W at Cameron  
 Coach: Steve Gomez  
 Gomez vs. UTPB: 21-0  
 Gomez vs. ASU: 11-2

#### PROJECTED STARTERS

Pos.	Player	Class	Pts/p	Reb/p
G	Audrey Robertson Jr.	11.0	5.5	
G	Shaylee Stovall Jr.	8.6	1.3	
G	Maci Maddox Jr.	10.2	3.6	
F	Grace Foster So.	14.9	8.8	
F	Martie McCoy Fr.	1.8	2.1	

#### LCU LEADERS

AVG. POINTS  
14.9 Grace Foster

#### REBOUNDS

8.8 (194) Grace Foster

#### ASSISTS

4.7 (103) Maci Maddox

#### STEALS

2.1 (46) Maci Maddox



#### ANGELO STATE (@ANGELOATHLETICS) BELLES

Record: 18-3, 13-2 Lone Star  
 Last Game: 56-52 W vs. Western N.M.  
 Coach: Alesha Ellis  
 Career Record: 222-68  
 ASU Record: 33-15

#### PROJECTED STARTERS

Pos.	Player	Class	Pts/p	Reb/p
G	Landry Morrow Fr.	3.1	2.1	
G	Sawyer Lloyd Jr.	14.8	7.8	
G	Madeline Stephens So.	13.9	8.0	
F	Tayjanna McChes-Pleasant Jr.	16.2	7.8	
F	Aicha Ndir Fr.	1.6	1.3	

#### ASU LEADERS

AVG. POINTS  
16.2 T. McGhee-Pleasant

#### REBOUNDS

8.0 (167) Madeline Stephens

#### ASSISTS

5.0 (105) Sawyer Lloyd

#### STEALS

3.2 (67) Sawyer Lloyd



#### TEXAS PERMIAN BASIN (@UTPBFALECONS) FALCONS

Record: 10-11, 7-8 Lone Star  
 Last Game: 50-63 L vs. Eastern N.M.  
 Coach: Rae Boothe  
 Career Record: 205-174  
 UTPB Record: 46-105

#### PROJECTED STARTERS

Pos.	Player	Class	Pts/p	Reb/p
G	Avalon Munoz So.	11.0	4.0	
G	Kamari Portalis So.	6.7	1.6	
F	Mikayla Bingley Fr.	4.3	1.3	
F	Morgan Helgesen So.	9.8	5.7	
P	Alexus Quaadman Jr.	9.2	9.2	

#### UTPB LEADERS

AVG. POINTS  
12.6 Andreea Mancha

#### REBOUNDS

9.2 (194) Alexis Quaadman

#### ASSISTS

4.4 (92) Avalon Munoz

#### STEALS

2.5 (52) Avalon Munoz

## LUBBOCK CHRISTIAN UNIVERSITY WOMEN'S BASKETBALL GAME NOTES

of her honors claimed this season have been offensive (last season she claimed a defensive honor). Foster's weekly honor gives LCU three this season, as her two this season are joined by a defensive honor claimed by Reese Schumann on Jan. 16.

### SEASON NOTES AND TRENDS

> Grace Foster is sprinkled throughout the statistical leaderboard in the LSC, as she is second in the LSC in double-doubles (with seven to tie for 42nd nationally) and leads in rebounds (194, which is 24th nationally), while ranking second in rebounds per game (8.8, which is 54th nationally). On the offensive side, Foster is second in the LSC in free-throw percentage (89.9%, 11th nationally) and fifth in the LSC in scoring (14.9 points per game).

> LCU leads the LSC in three-point shooting with a 34.7% shooting percentage from the perimeter this season, which has them 43rd nationally. Opposing teams are shooting 24.8% from three-point range, which defensively places LCU second in the LSC in perimeter defense (10th nationally). LCU's perimeter defense has held the opposition to a 17.8% three-point shooting percentage (23/129) over the last eight games played. LCU has a 59-23 advantage in three-point field goals in the span.

> Maci Maddox has double-figure point production in 12 of the prior 21 games and enters Thursday's game averaging 10.2 points per contest. She sits second in the LSC with 103 assists (15th nationally) and is third with 4.7 assists per game (35th nationally). Defensively, Maddox ranks sixth in the LSC in steals (46) and seventh in steals per game (2.1).

> The Lady Chaps are averaging 38.0 rebounds per game, posting a high of 48 against Cameron (Dec. 30). LCU has not averaged over 40 rebounds in a season since averaging 40.3 during the 2015-16 season. Grace Foster (8.8), Audrey Robertson (5.5) and Reese Schumann (5.2) are each averaging 5.0-or-more rebounds per game. LCU leads the LSC in defensive rebounds per game (29.6, 14th nationally) and eighth in overall rebounds per game (38.0).

> LCU has a 334-271 scoring advantage from the line this season against their opposition (however, LCU has been outscored 116-92 from the line on the road). They have at least 20 points scored from the line seven times this season. On the campaign, LCU is shooting 77.0% (334/434) from the line, which leads the LSC and ranks 23rd nationally. The Lady Chaps rank 20th nationally and fifth in the LSC in free-throws made per game (15.2). Grace Foster is 89-of-99 (89.9%) from the line this season to lead LCU. Audrey Robertson (65-of-81, 80.2%, sixth in the LSC) and Shaylee Stovall (48-of-60, 80.0%, eighth in LSC) are each shooting at least 80.0% from the line (of those reaching minimum requirements).

> The Lady Chaps are averaging 69.7 points per contest (averaged 65.9 per game last season), which ranks third in the LSC, and they have a trio of players averaging double figures in points. Grace Foster (14.9), Audrey Robertson (11.0) and Maci Maddox (10.2) lead the average scoring pace for the Lady Chaps.

> Defensively, Lubbock Christian is fifth in the LSC in blocks per game (3.5). Reese Schumann leads LCU in blocks (31), ranking third in the LSC (31st nationally), and Grace Foster ranks 12th in the LSC with 20 blocks. Schumann's average of 1.4 blocks per game ranks fourth in the LSC.

> LCU's has dominated third quarters this season, as they have a 401-300 scoring advantage in the third quarter this season (average scoring advantage of 18.2 - 13.6). The 18.2 points per third quarter scoring mark leads as their highest single-quarter scoring average of the four quarters this season, and their 13.6 points allowed per third quarter ranks as their second-best defensive quarter of the four quarters this season (allow 13.5 points per quarter in first quarter).

### HOME NUMBERS

The Lady Chaps are 9-0 on the homecourt this season and averaging a margin of 23.0 points outscoring their opposition. Averaging 75.4 points at home, LCU has a trio of players averaging double figures in points. Grace Foster is averaging a double-double with 14.9 points and 10.2 rebounds per game, Maci Maddox (11.6) and Audrey Robertson (11.1) complete the threesome of double-figure point producers at home. Maddox is also averaging 5.0 assists and 2.6 steals per game at home. Foster is 43-of-47 (91.5%) from the free-throw line, as LCU is 75.5% from the line at home (as a team) and outscoring opponents 166-104 from the line at home.

### CONFERENCE CALL

Lubbock Christian is 10-4 in Lone Star Conference play and sits in fourth place in the LSC (conference standings). A duo of Lady Chaps

pace the scoring attack in conference play, as Grace Foster (14.5, which is fifth in the LSC) and Shaylee Stovall (10.1) are averaging double figures in scoring in conference contests. Foster is also averaging 8.4 rebounds per game in conference (second in LSC). LCU is averaging 69.2 points per game (third in the LSC) in conference (shooting 43.5% from the field) and they have a 13.3-point (second in LSC) scoring margin (defense is third in the LSC holding opponents to 59.3 points per game). Maddox averages 5.0 assists per game (second in the LSC), which helps LCU rank second in the LSC with a pace of 14.6 per conference game. Their assist/turnover ratio of 0.92 ranks second in the LSC.

### DIVIDING LINE

This season, the LSC returns to division play with an East and West division. The divisional leaders will represent the top two teams in the eight-team Lone Star Conference Championship (tournament) in Frisco, Texas. The remaining field of six teams will have their berth/seatings determined by conference record. LCU is 7-1 in West Division contests. Grace Foster leads LCU in divisional play with 16.6 points and 8.5 rebounds per game. Audrey Robertson (10.6) joins Foster in scoring with averages in double figures per game. LCU averages 69.5 points per game and is holding opponents to 51.0 points per game for an 18.5 scoring margin. The Lady Chaps averages an 18.0 - 10.6 scoring advantage in the second quarter of play during divisional contests.

### RANKING THINGS

LCU is 1-3 against nationally ranked programs this season, with a Dec. 17 win over No.15 MSU Billings in Las Vegas, Nev. representing their lone win so far against a ranked opponent this season. They fell in their season opener (Nov.5) to No.6 Southern Missouri State and to No.13 Georgia Southwestern State (Dec. 16) in neutral site games before falling at No.7 Texas Woman's. LCU went 6-0 against nationally ranked programs in 2020-21 and 3-2 in 2021-22 against the nations ranked foes (opened 3-0). The Lady Chaps have played four nationally ranked programs and seven programs either nationally ranked or receiving top-25 votes.

### SWEET HOME (ON) CHICAGO

LCU, who went 13-0 at home last season, is 9-0 at home this season, which has their active home win streak sitting at 113 games (it is the active and all-time leading mark in NCAA Division II women's basketball). LCU's last home loss came on Jan. 1, 2015 against Oklahoma City University. LCU, who also has a 7-0 mark in NCAA postseason play in Lubbock in the mix (not including a 4-0 mark in LSC postseason play), has also won 88 consecutive home conference games, with their last conference home loss occurring Jan. 10, 2013 (against Oklahoma City). They completed a 49-0 all-time mark in Heartland Conference home games (they are 35-0 in LSC home games). Thursday, LCU hosts No.14 Angelo State. LCU is 11-0 during their 113-game home win streak against nationally ranked programs.

### NCAA DIVISION II'S LONGEST HOME WIN STREAKS

113 - Lubbock Christian Jan. 1, 2015 -->  
87 - Neb. Kearney Jan. 31, 1995-Nov. 24, 2001  
85 - West Tex. A&M Jan. 9, 1987-Dec. 6, 1991

### NCAA'S ACTIVE-LEADING HOME WIN STREAKS

113 - LCU (Division II)  
36 - South Carolina (Division I)  
36 - DeSales (Division III)

### NCAA DIVISION LONGEST HOME WIN STREAKS BY DIVISION

Division I -- 99 - UConn 2006/07 -- 2011/12  
Division II - 113 - Lubbock Christian Jan. 1, 2015 -->  
Division III -- 121 - Amherst Jan. 31, 2009-Feb. 6, 2016

### FIVE THINGS ABOUT ASU

1 > The Belles head into Thursday 18-3 on the season and riding a four-game win streak after topping Western New Mexico 56-52 Saturday. They are 13-2 in LSC play, going 8-1 in the West Division (currently leading the division).

2 > ASU, who entered the season No.4 in the LSC Preseason Poll, has Tayjanna McGhee-Pleasant leading the squad averaging 16.3 points per game. She averages 16.5 in LSC contests and has averaged 17.5 points in the prior two meetings against LCU.

3 > Angelo State has an 8-2 record on the road this season. They have won their last five road games and are averaging a 7.6-point average scoring margin in the wins.

4 > ASU leads the LSC and ranks 10th nationally in rebounds with a pace of 43.1 per game. Madeline Stephens (167, leads team with 8.0 per game), McGhee-Pleasant (164) and Sawyer Lloyd (164) give the Belles three players with over 160 rebounds this season (each are in the top five of the conference in rebounds per game).

5 > Sawyer Lloyd leads the LSC in assists (12th nationally with 105) and in steals (seventh nationally with 67).

### THE SERIES AGAINST ASU

LCU leads the series with a 16-5 all-time mark. ASU won the prior meeting this season 53-51 in San Angelo, Texas (Jan. 7). The two teams have met 13 times since 2012, but had not met since Nov. 30, 2001 prior to that. LCU is 8-1 all-time against ASU in Lubbock, with the previous Hub City meeting coming Jan. 16, 2021 (77-46 LCU win). LCU has won the prior five meetings in Lubbock.

### ACTIVE LADY CHAP LEADERS VS. ASU

LCU's active career leaders against ASU:  
Audrey Robertson 5gp, 6.2 pts p/g, 10/21 (47.6%) FG  
Grace Foster 3gp, 5.3 pts p/g, 4.7 reb. p/g  
Audrey Spurgin 1gp, 4 pts, 5 rebounds

## LADY CHAPS HISTORY

NCAA NATIONAL CHAMPIONSHIPS  
2016 2019 2021

NCAA TOURNAMENT APPEARANCES  
2016 2018 2019 2020 2021 2022

NCAA DIV. II SOUTH CENTRAL REGION  
TOURNAMENT CHAMPIONS  
2016 2018 2019 2021

LONE STAR CONFERENCE  
CHAMPIONS  
2020,2021 (Won Tournament) 2021 (Regular Season)

LONE STAR CONFERENCE  
DIVISION CHAMPIONS  
2021 (West)

HEARTLAND CONFERENCE  
2013/2014 First Place  
2014/2015 Regular Season Champions  
2015/2016 Regular Season Champions  
2017/2018 Regular Season Champions  
2018/2019 Regular Season Champions

HEARTLAND CONFERENCE  
TOURNAMENT CHAMPIONS  
2016 2018 2019

SAC CONFERENCE CHAMPIONS  
2006/2007  
2011/2012

SAC TOURNAMENT CHAMPIONS  
2013

NAIA NATIONAL QUALIFIERS  
2004 2009  
2005 2010  
2006 2011  
2007 2012  
2008 2013

NAIA SWEET SIXTEEN FINISH  
2007  
2009

NAIA ELITE EIGHT FINISH  
2008  
2011  
2013

NAIA FAB FOUR SEMIFINALISTS  
2012

NAIA NATIONAL FINALIST  
2006

### PRIOR MEETING VS. ASU

SAN ANGELO, Texas (January 7, 2023) - Tayjanna McGhee-Pleasant jumper from the left elbow with 0.9-seconds remaining was the go-ahead bucket to lead Angelo State past Lubbock Christian University 53-51 in a matchup of the Lone Star Conference's only unbeaten teams in West Division play Saturday afternoon inside Juncell Center.

The loss was LCU's first of the season in which they led at the half (9-1) and led at the close of the third quarter (11-1). LCU led 41-39 to open the fourth quarter and the two teams combined for four field goals (two each) over the first 7:21 of the quarter. Shaylee Stovall nailed a three-pointer for LCU to give them a 46-43 lead with 5:49 remaining. She hit another with 1:37 remaining to end a 5-0 ASU run give LCU a 49-48 lead. ASU answered 16 seconds later with a field goal from Briley Merket to take a 50-49 lead. A missed field goal and a turnover resulted in LCU trailing 50-49 with 16 seconds remaining. They fouled Sawyer Lloyd and she missed one of two free-throws and ASU led 51-49. Grace Foster was able to drive in and tie the game at 51-51 with a bucket in the paint. ASU responded with a timeout for a half-court inbound with nine seconds left and they found McGhee-Pleasant, who hit a step-back jumper from the left elbow to regain the Belles lead for the win.

McGhee-Pleasant carried the Belles in the fourth quarter, scoring nine of their 14 points in the quarter. She posted 12 points in the second half and finished with 16 points and 11 rebounds for a double-double performance. Madeline Stephens led the Belles in the contest with 18 points. Lloyd finished with six steals, 10 rebounds and seven assists.

LCU was outscored in each quarter except the second quarter of play. Trailing 17-10 (trailed as much as 13-5 with 2:55 remaining in the first quarter) after the first quarter (Audrey Robertson scored all 10 points in the quarter for LCU), LCU opened the second quarter with Stovall following a Foster field goal with a pair of three-pointers to cap an 8-0 run for an 18-17 LCU lead. ASU went a stretch going 1-of-10 and 1-of-11 from the field and the poor shooting allowed LCU to close the

## 22-23 LADY CHAPS IN THE RANKINGS

	D2SIDA	WBCA
Preseason	13	23
Poll 1	18	(no poll)
Poll 2	16	-
Poll 3	RV	-
Poll 4	RV	-
Poll 5	RV	-
Poll 6	-	-
Poll 7	RV	-
Poll 8	RV	-
Poll 9	-	(no poll)
Poll 10	-	-
Poll 11	-	-
Poll 12	-	-
Poll 13	-	-
Poll 14	-	-
Poll 15	-	-
Poll 16	-	-
Poll 17	-	-



## LUBBOCK CHRISTIAN UNIVERSITY WOMEN'S BASKETBALL GAME NOTES

first half on a 10-2 run for a 28-23 halftime lead.

Despite shooting 17.6% (3/17) in the second quarter, ASU led LCU at the half in shooting from the field, as they were 29.4% (10/34) while LCU, who shot 15.4% in the first quarter (2/13), was shooting 28.1% (9/32). Robertson led LCU with 14 points and six rebounds in the first half.

LCU opened the second half on a 6-2 run to build their lead to its largest at 34-25 3:04 into the third quarter. The Lady Chaps led 39-30 with 4:04 remaining in the quarter, but ASU responded with a 7-0 run and closed the quarter on a 9-2 run to cut LCU's lead to 41-39.

Robertson led LCU with 18 points and completed her first career double-double with a career-high 12 rebounds. Stovall also finished in double figures in scoring with 12 points off a career-high four three-pointers. LCU fell despite a 10-8 advantage in second-chance scoring and an 18-11 scoring advantage in points-off-turnovers. They shot a season-low 29.5% from the field (18/61).

### FIVE THINGS ABOUT UTPB

**1 >** The Falcons enter the week 10-11 on the season. They have a 7-8 record in LSC action (tied for eighth in conference standings) and 3-6 in West Division play (tied for fourth in the division). They have claimed wins in four of their prior six games.

**2 >** UTPB, preseason slated at No.13 in the LSC Preseason Poll, has Avalon Munoz leading the Falcons in LSC contests. She is averaging 12.0 points an LSC game (11.0 during the overall season to rank second behind Andreea Mancha's 12.6 average). They also have Morgan Helgesen averaging 11.8 points a game in LSC play.

**3 >** UT Permian Basin is 4-7 in road play this season, with only two road games played of their last eight contests. They open the week Thursday at West Texas A&M.

**4 >** The Falcons rank 15th in NCAA Division II in steals per game, with a conference-leading pace of 12.4 steals per game. Avalon Munoz ranks third the LSC in steals (52, 28th nationally) and in steals per game (2.5).

**5 >** Holly Hemmeline leads the LSC in three-point attempts with 185, which is second nationally. She ranks 20th nationally in three-point field goals (54) and is 35th nationally with a pace of 2.6 per game.

### THE SERIES AGAINST UTPB

LCU is 27-0 all-time against the Falcons. They are 15-0 against UTPB in Lubbock and 12-0 all-time against the Falcons all-time as conference opponents (1-0 against the Falcons in conference postseason play). Four of the last five meetings have been on the road, including the prior meeting, which resulted in a 73-60 LCU win (Jan. 5). The previous meeting in Lubbock resulted in a 72-48 LCU win on Feb. 21, 2021. The two programs have been conference foes in both the Heartland and Lone Star Conference.

### ACTIVE LADY CHAP LEADERS VS. UTPB

LCU's active career leaders against UTPB:

Grace Foster 2gp, 11.5 pts p/g, 3/8 3-FG

Audrey Robertson 4gp, 9.5 pts p/g, 14/26 (53.8%) FG

Several tied averaging 6.0 points

### PRIOR MEETING VS. UTPB

ODESSA, Texas (January 5, 2023) - Grace Foster posted her third performance of at least 20 points on the road (in Lubbock Christian University's fourth road game of the season), as Foster's performance, joined by an 18-point performance from Audrey Robertson, helped the Lady Chaparrals claim a 73-60 Lone Star Conference West Division win over Texas Permian Basin Thursday night inside Falcon Dome. The contest was LCU's first divisional road game of the season and it extends their win streak to four games.

Despite six lead changes, LCU led for than 30 minutes in the game. A pair of the lead changes came in the opening five minutes of the game, as LCU used three pointers from Foster and Audrey Robertson to turn a one-point deficit into a 9-5 lead. Outside of the game's opening bucket from LCU's Maci Maddox, Foster (6 points) and Robertson (5 points) produced the rest of the scoring in the quarter and LCU had a 13-9 lead after the opening quarter.

That trend continued in the second quarter, as Foster hit back-to-back three-pointers for a 19-9 LCU lead. Foster had LCU's first 10 points of the quarter, including her final two points of the stretch, which helped end UTPB's game-high 8-0 run to give LCU a 23-21 lead. The layup was followed by free-throws from Robertson for a 25-21 LCU lead with 4:50 remaining in the half. The wealth was shared with 1:50 remaining in the half, as Reese Schumann followed a pair of buckets from Maddox with an old-fashioned three-point play for a 32-25 LCU lead. Rachel Haase closed the scoring in the half with a three-pointer with 20 seconds left for a 35-27 halftime lead.

Foster posted 16 points in the first half, with Maddox (6) and Robertson (7) combining for 13 points in the half. LCU's 57.1% (8/14) shooting in the second quarter helped them post a 52.4% (11/21) shooting mark in the half.

The Falcons came out flying in the second half. Avalon Munoz opened the half with a three-pointer 13 seconds into the third quarter and it ignited an 11-2 Falcons run for a 38-37 lead three minutes into the half. Robertson had five straight points for LCU to help them battle back, and a three-pointer with 2:03 left in the quarter started a 5-0 run for a 44-40 LCU lead (44 seconds left in the quarter. Despite five points from Robertson in the quarter, LCU was outscored 17-11 in the quarter, but took a 46-44 lead into the fourth quarter.

Foster was hampered with foul trouble in the fourth quarter, but LCU received production from their freshman off the bench. Martie McCoy, who finished with a career-high six points, had all six points in the fourth quarter. With the game tied 46-46, Foster squeezed a pair of free-throws in between a pair of McCoy field goals for a 6-0 run, which not only matched their largest run of the game, but gave LCU a 52-46 lead three-minutes into the quarter. Halfway into the quarter, McCoy made a pair of free-throws to spark a 4-0 run and LCU led 60-50 with 4:30 remaining. The teams combined for 23 free-throws in the quarter and LCU did not disappoint, hitting 11-of-13 attempts for an 84.6% shooting mark from the charity stripe. Freshman Taylor Thomas was 4-of-5 from the line and was one of five Lady Chaps to have a successful trip to the line. LCU was also 8-of-10 from the field (80%), as they outscored UTPB 27-16 in the quarter.

## GAME-BY-GAME RESULTS AND HIGHS

Opponent	Date	Score	Points	Rebounds	Assists	Steals	Blocked shots
vs Mo. Southern St.	11/05/22	64-65	16-Grace Foster	11-Grace Foster	4-Audrey Robertson	2-Maci Maddox	2-Reese Schumann
vs Missouri Western	11/06/22	96-101	36-Grace Foster	11-Whitney Cox	6-Maci Maddox	4-Maci Maddox	3-Grace Foster
COLO. CHRISTIAN	11/11/22	85-64	14-Maci Maddox	10-Grace Foster	6-Audrey Robertson	4-Audrey Robertson	5-Reese Schumann
CSU PUEBLO	11/12/22	76-58	25-Grace Foster	11-Grace Foster	4-Maci Maddox	3-Maci Maddox	2-Whitney Cox
at Southwestern Okla.	11/21/22	73-67	22-Grace Foster	16-Grace Foster	7-Maci Maddox	2-Maci Maddox	2-Audrey Robertson
							Reese Schumann
WESTERN COLO.	11/27/22	51-38	13-Maci Maddox	12-Grace Foster	2-Audrey Robertson	4-Maci Maddox	1-Grace Foster
							Reese Schumann
OKLA. CHRISTIAN	12/01/22	88-61	19-Maci Maddox	6-Grace Foster	5-Maci Maddox	4-Audrey Robertson	4-Grace Foster
ARK.-FORT SMITH	12/03/22	76-49	14-Grace Foster	8-Grace Foster	5-Maci Maddox	2-Audrey Robertson	1-Reese Schumann
							Maci Maddox
at Tex. A&M Int'l	12/08/22	47-60	11-Maci Maddox	10-Reese Schumann	3-Maci Maddox	2-Grace Foster	3-Reese Schumann
			Grace Foster			Maci Maddox	
at Tex. A&M-Kingsville	12/10/22	76-61	21-Rachel Haase	14-Grace Foster	9-Maci Maddox	2-Maci Maddox	2-Reese Schumann
			Grace Foster				
vs Ga. Southwestern	12/16/22	59-70	18-Carli Bostwick	9-Reese Schumann	3-Audrey Robertson	1-Audrey Robertson	2-Reese Schumann
					Maci Maddox	Maci Maddox	
vs Mont. St. Billings	12/17/22	60-58	19-Audrey Robertson	8-Maci Maddox	3-Audrey Robertson	1-Carli Bostwick	1-Whitney Cox
					Maci Maddox	Whitney Cox	
						Grace Foster	
						Audrey Robertson	
CAMERON	12/30/22	85-34	14-Rachel Haase	8-Audrey Robertson	4-Maci Maddox	3-Maci Maddox	1-Reese Schumann
					Audrey Robertson		Taylor Thomas
							Audrey Spurgin
MIDWESTERN ST.	01/01/23	74-63	27-Grace Foster	14-Grace Foster	8-Maci Maddox	3-Taylor Thomas	3-Grace Foster
at Tex. Permian Basin	01/05/23	73-60	20-Grace Foster	9-Audrey Robertson	5-Maci Maddox	4-Shaylee Stovall	2-Grace Foster
at Angelo St.	01/07/23	51-53	18-Audrey Robertson	12-Audrey Robertson	3-Maci Maddox	3-Audrey Robertson	1-Martie McCoy
							Audrey Robertson
							Taylor Thomas
							Audrey Spurgin
EASTERN N.M.	01/12/23	77-55	17-Grace Foster	11-Grace Foster	7-Maci Maddox	3-Maci Maddox	4-Reese Schumann
WESTERN N.M.	01/14/23	67-50	14-Grace Foster	13-Grace Foster	5-Maci Maddox	1-Shaylee Stovall	6-Reese Schumann
						Carli Bostwick	
						Martie McCoy	
						Audrey Robertson	
at UT Tyler	01/19/23	57-69	14-Maci Maddox	10-Grace Foster	5-Maci Maddox	3-Audrey Robertson	None
at Texas Woman's	01/21/23	69-75	18-Shaylee Stovall	7-Maci Maddox	5-Maci Maddox	5-Maci Maddox	1-Maci Maddox
							Audrey Spurgin
at Midwestern St.	01/26/23	61-37	12-Grace Foster	5-Audrey Robertson	4-Shaylee Stovall	1-Reese Schumann	2-Whitney Cox
				Grace Foster			Grace Foster
				Martie McCoy			
at Cameron	01/28/23	68-56	23-Grace Foster	8-Audrey Robertson	5-Maci Maddox	1-Shaylee Stovall	1-Reese Schumann
					Audrey Robertson	Maci Maddox	
						Grace Foster	
						Audrey Robertson	
						Rachel Haase	

Robertson (11) and Maddox (7) combined for 18 points in the second half. Maddox finished with 13 points to join Foster (20) and Robertson (18) in double figures in scoring. Robertson led LCU with nine rebounds. Shaylee Stovall produced a career-high four steals. LCU shot 50% (23/46) in the game for their second game of at least 50% shooting from the field.

UTPB fell for a fourth consecutive game (6-8, 3-5) despite a 41-36 rebounding advantage (received 11 rebounds from Morgan Helgesen, who also had 12 points for a double-double) and a 24-6 scoring advantage in second-chance-scoring. Alexus Quadman and Munoz each had 17 points to lead UTPB. They were 3-of-25 (12.0%) from three-point range.

## 2022-2023 LCU ROSTER

No.	Name	Pos.	Ht.	Cl.	Yrs.Left	Hometown School	High School
0	Grace Foster	FW	6-1	So.	3	Childress, Texas	Childress H.S.
2	Maci Maddox	G	5-7	Jr.	3	Lubbock, Texas	Frenship H.S.
3	Audrey Robertson	G	5-8	Jr.	3	Kerrville, Texas	Tivy H.S.
4	Rachel Haase	G	5-8	So.	3	Amarillo, Texas	Amarillo H.S.
12	Taylor Thomas	G	5-9	Fr.	4	Canyon, Texas	Canyon H.S.
15	Shaylee Stovall	G	5-6	Jr.	3	Idalou, Texas	Idalou H.S.
20	Carli Bostwick	FW/G	5-10	So.	3	Lubbock, Texas	Homeschool (Lubbock Titans)
23	Martie McCoy	FW/G	5-11	Fr.	4	Muenster, Texas	Muenster H.S.
30	Audrey Spurgin	P	6-2	So.	3	Fredericksburg, Texas	Fredericksburg H.S.
31	Tia Johnson	FW/G	5-9	Fr.	4	Lubbock, Texas	Brownfield H.S.
33	Deja Johnson	FW/G	5-9	Fr.	4	Lubbock, Texas	Brownfield H.S.
34	Whitney Cox	FW	6-1	Sr.	2	Flower Mound, Texas	Flower Mound H.S.
40	Reese Schumann	P	6-1	So.	3	Houston, Texas	Clear Lake H.S.

Head Coach: Steve Gomez

Assistant Coaches: Vic Self, Kaycie Wilson, Julio Pacheco



## PRONUNCIATIONS

HAASE: haw-SEE (like "Aussie" but add the "H" sound prior)  
 STOVALL: stow-VAHL  
 BOSTWICK: BOSStwick  
 DEJA (Johnson): DAYja  
 SPURGIN: spurJEN  
 SCHUMANN: shewman

## GEO PRONUNCIATIONS

Idalou: EYE-d'LEW  
 Lubbock: Luhbuck  
 Kerrville: K'RRville  
 Muenster: MUHNster  
 Tivy: TY-vee

CHAPS: shhapps (not CH-apps)

## NCAA DIVISION II POLLS



## WBCA DIV.II TOP 25 (1/31/22)

Rank	School	Pts	1st.	Prev.
1	Ashland (21-0)	575	23	1
2	Drury (20-1)	550	0	2
3	Tampa (19-1)	527	0	3
4	Texas Woman's (19-1)	494	0	4
5	Glenville State (18-2)	470	0	5
6	Grand Valley State (19-2)	441	0	8
7	Central Missouri (17-1)	440	0	7
8	Eckerd (17-3)	383	0	9
9	Western Washington (16-2)	380	0	11
10	Cal State Dominguez Hills (19-1)	354	0	6
11	Georgia Southwestern (17-2)	337	0	12
12	Nebraska Kearney (20-3)	292	0	13
13	Assumption (18-2)	262	0	15
14	Lenoir-Rhyne (18-2)	246	0	16
15	Colorado Mines (17-3)	245	0	14
16	Minnesota Duluth (18-3)	226	0	10
17	Minnesota State Mankato (17-3)	186	0	17
18	Azusa Pacific (17-3)	182	0	18
19	Cal State San Marcos (15-3)	174	0	21
20t	Angelo State (18-3)	120	0	25
20t	Union, TN (15-3)	120	0	24
22	Thomas Jefferson (18-3)	57	0	20
23	Gannon (19-3)	42	0	22
24t	Missouri Southern State (19-4)	34	0	RV
24t	West Virginia State (16-3)	34	0	23

**Receiving Votes:** Montana State Billings (18-4) 32; Valdosta State (16-3) 32; Belmont Abbey (16-3) 29; Tuskegee (17-3) 25; Charleston, WV (16-4) 23; Lee, TN (17-4) 20; Michigan Tech (17-4) 19; Nova Southeastern (18-3) 15; Missouri Western State (18-5) 13; Texas-Tyler (18-3) 9; Catawba (16-4) 8; Central Washington (15-5) 7.  
**Dropped Out:** No. 19 North Georgia (14-5)



## D2SIDA DIV.II TOP 25 (1/31/22)

Rank	School	Rec	Pts	Prev.
1	Ashland (16)	21-0	400	1
2	Drury	20-1	380	2
3	Texas Woman's	19-1	362	3
4	Tampa	19-1	353	5
5	Central Missouri	17-1	334	7
6	Cal State Dominguez Hills	19-1	316	4
7	Assumption	18-2	274	10
8	Minnesota Duluth	18-3	245	6
9	Eckerd	17-3	242	11
10	Georgia Southwestern	17-2	237	16
11	Western Washington	16-2	236	12
12	Glenville State	18-2	234	20
13	Grand Valley State	19-2	220	17
14	Angelo State	18-3	199	14
15	Gannon	19-3	189	8
16	Jefferson	18-3	169	9
17	Nebraska Kearney	20-3	148	19
18	Colorado School of Mines	17-3	114	22
19	Azusa Pacific	17-3	100	23
20	Belmont Abbey	16-3	92	25
21	Catawba	16-4	69	13
22	Valdosta State	16-3	61	RV
23	West Virginia State	16-3	50	18
24	Augustana (S.D.)	19-3	40	NR
25	Michigan Tech	17-4	32	15

**RV:** Montana State Billings 23, Minnesota State 18, Lee 16, Texas Tyler 15, Shippensburg 12, Lenoir-Rhyne 8, Cal State San Marcos 5, Nova Southeastern 3, Union (Tenn.) 3, Southern New Hampshire 1



## NCAA SOUTH CENTRAL REGIONAL RANKINGS

Rank School vs. D2 rec. In-Region  
 No In-Season Rankings



## D2SIDA SOUTH CENTRAL REGION POLL

Rank	School (First-Place Votes)	W-L	Pts.	Prev.
1	Texas Woman's (5)	19-1	58	1
2	Angelo State	18-3	51	2
3	Colorado School of Mines (1)	17-3	49	3
4	Texas Tyler	18-3	45	4
5	Lubbock Christian	15-7	29	6
6	Regis	15-5	23	7
7	Black Hills State	16-3	22	8
8	Texas A&M - Kingsville	12-8	21	9
9	West Texas A&M	16-6	20	5
10	Adams State	13-7	10	10

## WEBSITE &amp; BROADCAST PARTNERS

## ON THE NET - WWW.LCUCHAPS.COM

The official website of LCU Athletics is where you can find everything relating to the LCU basketball teams. Schedules, results, rosters, bios, statistics and game notes can be found there.

## ON THE AIR

Each game will be broadcast on the LSC Digital Network as an option for fans unable to attend. The LSC Digital Network will offer season passes for basketball, giving fans access to all regular-season contests on the network for that sport. In addition, viewers will continue to have the option to purchase a \$10 day pass that provides access to all broadcasts aired that day and access to all archived content for 24 hours.

## 2022-23 LSC Digital Network Rates

24-Hour Day Pass:	\$10.00
Men's and Women's Basketball Season Pass:	\$75.00
Archive Download:	\$10 per broadcast

The LSC Digital Network enters its fourth season in 2022-23, showcasing academic and athletic events from the league, its 17 member institutions and three football affiliates in partnership with BlueFrame powered by Hudl. Fans can watch broadcasts and purchase passes online at [www.lonestarconference.net](http://www.lonestarconference.net) on computer and mobile devices. Viewers can also tune in to games on the LSC Digital Network via OTT apps available on Apple TV, Amazon Fire TV, Android TV and Roku by searching for "LSC Digital Network."



## HEAD COACH STEVE GOMEZ

AT LCU: 20th Season (491-139)  
OVERALL: 20th Season (491-139)

### PERSONAL

HOMETOWN: Lubbock, Texas  
SPOUSE: Shawna  
CHILDREN: Hayden, Landon

### EDUCATION

Lubbock Christian / 1988

### COACHING EXPERIENCE

Lubbock Cooper High School (7 seasons)  
LCU (20th season)



The 2022-23 season marks Steve Gomez's 20th season at the helm of the Lady Chaps and the 10th season at the NCAA level. He opens the campaign with a 476-132 record, which includes a 22-2 record in NCAA postseason play.

In his first 10 seasons at the helm, as LCU was an NAIA institution, the Lady Chaps made 10 consecutive trips to the NAIA Division I Women's Basketball National Championship Tournament. Coach Gomez's arrival to the LCU women's basketball program certainly changed the foundation of the program. In those 10 seasons, LCU posted a 234-96 record under Gomez in the NAIA.

LCU jumped into NCAA Division II transition in 2013 (membership in 2015) and the winning tradition did not change. LCU went a remarkable 25-1 overall in 2013-2014 and they completed the Heartland Conference with a perfect 20-0 mark for their first perfect conference record in program history. They followed in 2014-2015 claiming Co-Heartland Conference Regular Season title honors after a 15-3 stretch in conference and a 21-7 overall season.

That led to an astounding 2015-2016 season, which was a season that started off with an exhibition game loss at NCAA Div. I No. 1 Connecticut and ended with a perfect 35-0 season in LCU's first season eligible for NCAA postseason. They went 18-0 in Heartland Conference play to capture a regular season title and then a Heartland Conference Tournament title (first season eligible for the tournament). The Lady Chaps went on to capture a South Central Regional Tournament title and eventually their first NCAA Div. II National Title. Gomez claimed WBCA NCAA Div. II National Coach of the Year honors and also spent a portion of the offseason as a court coach at the 2016 USA Basketball Women's U17 World Championship Team Trials in Colorado Springs, Colo.

2016-17 served as a rebuilding year for the Lady Chaps, who returned one starter off the championship squad. Despite the rebuilding, LCU still went 19-11 overall and 12-4 in conference, en route to the Heartland Conference Tournament championship game, which they lost to St. Edward's. They bounced back in 2017-18, claiming another Heartland Conference regular season and tournament title, leading to Gomez receiving Heartland Conference Coach of the Year honors. The Lady Chaps hosted the NCAA Division II South Central Region Tournament for a second time and won the tournament to stamp their second berth towards an NCAA Division II Elite Eight Tournament loss. They lost to eventual national champion Central Missouri at the tournament held in Sioux Falls, S.D., ending their season with a 31-2 record.

The Lady Chaps returned to the Elite Eight Tournament for the third year in a four-year span in the 2018-19 season after claiming a Heartland Conference regular season and tournament title, along with a NCAA Division II South Central Region tournament championship after wins at Colorado Mesa and at home over Angelo State. LCU made an outstanding run towards their second NCAA Division II National Title, defeating Southwestern Oklahoma State in double overtime to claim the trophy. Gomez, who picked up his third Heartland Coach of the Year honor, became the seventh head coach in NCAA Division II women's basketball history to claim multiple titles. He also was named Female Team Coach of the Year at the West Texas Sports Persons of the Year Banquet following the season.

LCU's title defense was rudely interrupted by the COVID Pandemic in 2019-20. LCU was 28-3 and claimed the Lone Star Conference Championship during their first season in the conference. LCU was chosen to host the NCAA Division II South Central Regionals for a third time, but the COVID shutdown halted the remainder of the season less than 24 hours prior to the first tournament game.

COVID went from being a wall to a hurdle in 2020-21, and one the Lady Chaps would be able to jump over. Through many cancellations and unknowns, LCU claimed a Lone Star Conference title and went to Canyon, Texas, where they claimed a NCAA Division II South Central title and a berth to another NCAA Elite Eight Tournament in Columbus, Ohio. It was there, LCU would claim their third national title, with wins over Daemen, Central Missouri and Drury to complete a 23-0 perfect season. They were the first NCAA Division II program to complete two undefeated seasons.

The Lady Chaps were preseason favorites to open the 2021-22 season. LCU surpassed a NCAA Div. II record 100 consecutive home wins during the season, which ended at the South Central Regional with LCU falling in the title game to conclude the season with a 28-7 record. Lubbock Christian closed the 2021-22 season holding a 242-36 record (87.1%) since leaving the NAIA.

In their final two seasons in the NAIA (2011-2012, 2012-2013), LCU set program single-season win records in each of the seasons. The Lady Chaps went 31-4 in 2013-2014, setting a program single-season wins mark (31). The Lady Chaps won their first ever Sooner Athletic Conference Tournament title en route to their final trip to the NAIA National Championship tournament. In 2011-2012, LCU went 28-6 and made their second ever appearance in the Semifinals of the NAIA National Championship Tournament. They lost out to eventual national champions Oklahoma City to mark the second consecutive season in which they lost out to the team who would claim the title. LCU claimed their second Sooner Athletic Conference crown in program history, as they joined Oklahoma City as conference co-champions with a 21-1 record. They handed OCU their only loss of the season.

LCU went 25-10 in 2010-2011 and marched into the Elite Eight for a third time in program history. The Lady Chaps, who finished third in the Sooner Athletic Conference, lost in the NAIA National Championship to eventual national champion Azusa Pacific. LCU went 19-12 in the 2009-2010 season, which included a 13-9 finish in the Sooner Athletic Conference, and had their season come to an end in the National Tournament. The highlight of the season was an exhibition victory inside the United Spirit Arena against Texas Tech University. In 2009-2010, the Lady Chaps finished with a solid 27-7 record and made a trip to the Sweet Sixteen of the National Tournament following a second-place Sooner Athletic Conference season. Gomez chalked up a milestone during the season, becoming the all-time women's basketball wins leader at LCU. They had a memorable 2007-2008 campaign, as the Lady Chaps made another voyage to the NAIA National Tournament. The Lady Chaps completed a 25-10 season, which included a trip to the Elite Eight in the tournament for their second best finish in program history.

In 2006-2007, Gomez led the Lady Chaps to a myriad of firsts in their near-thirty year history. Lubbock Christian never left the top-10 in the NAIA National Poll, and set a school mark for wins in a season with 26, eclipsing the school mark of 23 they set the prior season. In addition, LCU made its fourth consecutive trip to the NAIA National Tournament, finishing in the Sweet Sixteen and most impressively, the Lady Chaps captured a share of the Sooner Athletic Conference regular season championship, becoming the first school from outside of the State of Oklahoma to do so in the thirty-one years since the conference was founded. In 2005-2006, Gomez's Lady Chaps enjoyed what was arguably at the time the best season in school history, as they finished with an overall record of 23-12, and made an unparalleled run at the NAIA National Tournament. Seeded sixth in their eight team bracket in the tournament, Gomez's girls proceeded to oust four of the top six teams in the nation and become the lowest seed ever to reach either the Fab Four or National Championship; appropriately enough, he was named the SAC's Coach of the Year.

In his first season, Gomez's Lady Chaps went 16-14 and finished fifth in the Sooner Athletic Conference. While this might appear to be an average year, big wins for the Lady Chaps and entry into the NAIA National Poll for the first time proved good enough for an at-large bid to the NAIA National Tournament: LCU women's first trip to the big dance. In his second season, the Lady Chaps were able to maintain that level of success. After getting off to the best conference start since joining the Sooner Athletic Conference at 6-2, LCU finished SAC play at 10-8, good enough for another fifth place finish, and for the second season in a row, Coach Gomez guided the Lady Chaps to the NAIA National Tournament.

An LCU graduate, Gomez was a standout perimeter player for Coach John Copeland in the late 1980s, and to this day, he still holds the school record for career free throw percentage at .855. He graduated in 1988 with a Bachelor's of Science Degree in Mathematics and consistently used his degree to teach in the classroom while pursuing coaching on the sidelines. Gomez's career began at Lubbock Monterey High School where he served as an assistant coach in the men's basketball program from 1988 to 1995. In 1996, Gomez accepted the men's basketball head coaching position at Lubbock Cooper High School, where he remained until returning to Lubbock Christian University to take over the reigns of the Lady Chaps in 2003. During his seven seasons at Cooper, the basketball program broke new ground making the playoffs four times, managing the school's first state ranking, and capturing the Pirates only district championship in Gomez's final season. One of the main reasons Coach Gomez is so successful on the court is the support he receives off of it. Steve has been married to his wife Shawna for 31 years, and the couple has two sons: Hayden and Landon. Landon serves on the women's basketball coaching staff at Texas Tech.



## VIC SELF ASSISTANT COACH

Self is a longtime familiar face to basketball among the South Plains. He spent 25 years coaching basketball at Lubbock's Monterey High School and 20 spent as the head coach of the Plainsmen boys' basketball team. Self is no stranger to LCU. The Portales, New Mexico native lettered in basketball and tennis at Lubbock Christian in 1980-1981, after spending two years at Eastern New Mexico University. His first coaching job was as an assistant coach for John Copeland on the Chaps basketball staff. In two decades at Monterey, Self compiled a 416-237 record, four district titles and 13 playoff appearances. Monterey even made a trip to the regional tournament. He rejoins Gomez, but in a reversal of roles. Gomez served as an assistant for Self from 1988-1996. Self resigned from coaching basketball in 2008, but continued to coach boy's golf at Monterey until retiring in 2011. Self has been on staff for all three of LCU's national titles.

ern New Mexico University. His first coaching job was as an assistant coach for John Copeland on the Chaps basketball staff. In two decades at Monterey, Self compiled a 416-237 record, four district titles and 13 playoff appearances. Monterey even made a trip to the regional tournament. He rejoins Gomez, but in a reversal of roles. Gomez served as an assistant for Self from 1988-1996. Self resigned from coaching basketball in 2008, but continued to coach boy's golf at Monterey until retiring in 2011. Self has been on staff for all three of LCU's national titles.



## KAYCIE WILSON - ASSISTANT COACH

Kaycie joined the LCU women's basketball coaching staff in the 2014-15 season as a graduate assistant through the 2015-16 season. She has played an integral role in the coaching staff for all three NCAA national championships. Wilson was named to the Dave Campbell's Texas Basketball Top-40 Coaches Under-40 List in 2021. She spent her senior season (2013-14) playing in the interior of LCU's first season in the Heartland Conference, which went 20-0 in conference for a regular season first place finish. She spent three seasons (09/10 - 11/12) at NCAA Div. I Missouri-Kansas City, where she combined to average 4.9 points and 3.9 rebounds in 87 games. The forward also combined for 44 steals, 95 assists and 34 blocks for UMKC (21 blocks as a sophomore). Boyles was a multiple recipient on The Summit League Winter/Spring Academic All-League Team and the Commissioner's List of Academic Excellence as a distinguished scholar. She is a Lubbock native and a product of Coronado High School, where she was rated the No. 45 best forward in the nation by Collegiate Girls Basketball Report and the No. 55 best player in Texas by Premier Basketball Report. The multi-winning All-State recipient was named the Girls Basketball Player of the Year by the Lubbock Avalanche Journal, as well as the 2009 5A-4A All-South Plains Player of the Year after 17.6 points and 7.9 rebounds a game.





## LONE STAR CONFERENCE

## LSC SCHEDULE

## Thursday - February 2, 2023

Texas Woman's at St. Edward's (PPD)  
 Angelo State at Lubbock Christian  
 UT Permian Basin at West Texas A&M  
 Texas A&M-Kingsville at Oklahoma Christian  
 UT Tyler at St. Mary's  
 Cameron at Western New Mexico  
 Midwestern State at Eastern New Mexico

## Saturday - February 4, 2023

Texas Woman's at St. Mary's  
 Angelo State at West Texas A&M  
 UT Permian Basin at Lubbock Christian  
 Texas A&M International at Oklahoma Christian  
 Midwestern State at Western New Mexico  
 Texas A&M-Kingsville at UAFS  
 UT Tyler at St. Edward's  
 Cameron at Eastern New Mexico

## LSC PLAYERS OF THE WEEK

Date	Offensive	Defensive
11/7	Kayley Motsenbacher (WT)	Kayley Motsenbacher (WT)
11/14	Sawyer Lloyd (ASU)	Avalon Munoz (UTPB)
11/21	Hollie Stalder (WT)	Sienna Lenz (WT)
11/28	T. McGhee-Pleasant (ASU)	Payton Brown (ASU)
12/5	Madeline Stephens (ASU)	Sawyer Lloyd (ASU)
12/14	Brianna Pena (TAMUK)	Emily Swiercz (TAMU)
12/20	Sadie Moyer (TWU)	Sawyer Lloyd (ASU)
1/3	Grace Foster (LCU)	Sawyer Lloyd (ASU)
1/9	T. McGhee-Pleasant (ASU)	Sawyer Lloyd (ASU)
1/16	Sadie Moyer (TWU)	Reese Schumann (LCU)
1/23	Ashley Ingram (TWU)	Lovisa Hevinder (UTT)
1/30	Grace Foster (LCU)	Georgia Ohiaeri (TAMUK)

## PRESEASON POLL

School	1st	Total Points
1 West Texas A&M	31	612
2 Lubbock Christian	4	557
3 Texas Woman's	4	538
4 Angelo State		519
5 UT Tyler		479
6 Texas A&M-Kingsville		408
7 Texas A&M International		371
8 Cameron		347
9 Midwestern State		314
10 Eastern New Mexico		233
11 St. Edward's		219
12 UAFS		216
13 UT Permian Basin		172
14 Oklahoma Christian		154
15 St. Mary's		94
16 Western New Mexico		71

## 2022-23 LONE STAR CONFERENCE STANDINGS (1/10/22)

School	Div	DPct.	Conf	CPct.	Overall	Pct.	Streak	Home	Away	Neutral
East Division										
Texas Woman's	8-0	1.000	14-0	1.000	19-1	.950	W17	9-1	7-0	3-0
UT Tyler	7-1	.875	13-1	.929	18-3	.857	W4	8-0	9-2	1-1
Texas A&M-Kingsville	5-3	.625	9-5	.643	12-8	.600	W5	6-4	6-2	0-2
St. Edward's	4-4	.500	7-7	.500	11-11	.500	W1	7-3	4-5	0-3
Texas A&M International	4-4	.500	5-9	.357	12-10	.545	L1	6-5	6-5	0-0
Oklahoma Christian	3-6	.333	3-12	.200	3-16	.158	L4	2-5	1-10	0-1
St. Mary's	1-7	.125	2-12	.143	6-14	.300	L5	5-7	1-7	0-0
UAFS	1-8	.111	4-11	.267	6-15	.286	L2	3-5	3-10	0-0
West Division										
Angelo State	8-1	.889	13-2	.867	18-3	.857	W4	9-1	8-2	1-0
Lubbock Christian	7-1	.875	10-4	.714	15-7	.682	W2	9-0	5-4	1-3
West Texas A&M	6-2	.750	9-5	.643	16-6	.727	W1	8-0	4-6	4-0
Cameron	4-5	.444	7-8	.467	10-11	.476	L1	7-3	3-8	0-0
Eastern New Mexico	3-5	.375	6-8	.429	9-10	.474	W1	4-5	4-5	1-0
UT Permian Basin	3-6	.333	7-8	.467	10-11	.476	L1	5-5	4-6	1-0
Western New Mexico	2-6	.250	3-11	.214	5-13	.278	L2	4-4	1-9	0-0
Midwestern State	1-8	.111	3-12	.200	5-16	.238	L2	4-8	1-8	0-0

## OFFENSIVE RANKINGS

Team	G	W-L	PTS	AVG/G
1 Texas Woman's	20	19-1	1428	71.4
2 West Texas A&M	22	16-6	1559	70.9
3 Lubbock Christian	22	15-7	1533	69.7
4 Angelo State	21	18-3	1451	69.1
5 Texas A&M International	22	12-10	1508	68.5
6 Midwestern State	21	5-16	1430	68.1
7 UT Tyler	21	18-3	1398	66.6
8 UT Permian Basin	21	10-11	1395	66.4
9 Eastern New Mexico	19	9-10	1222	64.3
10 Cameron	21	10-11	1309	62.3
11 UAFS	21	6-15	1292	61.5
12 St. Mary's	20	6-14	1224	61.2
13 Texas A&M-Kingsville	20	12-8	1214	60.7
14 St. Edward's	22	11-11	1323	60.1
15 Oklahoma Christian	19	3-16	1120	58.9
16 Western New Mexico	18	5-13	1055	58.6

## DEFENSIVE RANKINGS

Team	G	W-L	PTS	AVG/G
1 UT Tyler	21	18-3	1204	57.3
2 Texas A&M-Kingsville	20	12-8	1152	57.6
3 Lubbock Christian	22	15-7	1304	59.3
4 Western New Mexico	18	5-13	1068	59.3
5 Texas A&M International	22	12-10	1312	59.6
6 Texas Woman's	20	19-1	1197	59.9
7 St. Edward's	22	11-11	1336	60.7
8 West Texas A&M	22	16-6	1337	60.8
9 Angelo State	21	18-3	1282	61.0
10 Eastern New Mexico	19	9-10	1196	62.9
11 UT Permian Basin	21	10-11	1333	63.5
12 St. Mary's	20	6-14	1274	63.7
13 Oklahoma Christian	19	3-16	1250	65.8
14 Cameron	21	10-11	1443	68.7
15 UAFS	21	6-15	1508	71.8
16 Midwestern State	21	5-16	1573	74.9

## SCORING LEADERS

	GP	Min	FG	3FG	FT	Points	AVG
1 Brown, Raiana (Texas A&M Int'l)	22	694	170	0	93	433	19.7
2 Adrian, Deja (Eastern New Mexico)	15	485	85	18	66	254	16.9
3 McGhee-Pleasant, Tayjanna (Angelo St)	21	633	136	22	47	341	16.2
4 Ingram, Ashley (Texas Woman's)	19	490	91	1	110	293	15.4
5 Grace Foster (Lubbock Christian)	22	683	103	33	89	328	14.9
6 Moyer, Sadie (Texas Woman's)	20	715	101	37	58	297	14.9
7 Lloyd, Sawyer (Angelo State)	21	752	116	29	50	311	14.8
8 Bain, Brooklin (Oklahoma Christian)	19	601	103	8	59	273	14.4
9 Prince, Aaliyah (UAFS)	20	526	112	3	58	285	14.3
10 Stephens, Madeline (Angelo State)	21	690	121	8	42	292	13.9

## REBOUND LEADERS

	GP	OFF	AVG/G	DEF	AVG/G	TOT.	AVG/G
1 Quaadman, Alexis (UT Permian Basin)	21	73	3.5	121	5.8	194	9.2
2 Grace Foster (Lubbock Christian)	22	32	1.5	162	7.4	194	8.8
3 Bain, Brooklin (Oklahoma Christian)	19	41	2.2	119	6.3	160	8.4
4 Stephens, Madeline (Angelo State)	21	54	2.6	113	5.4	167	8.0
5 Lloyd, Sawyer (Angelo State)	21	33	1.6	131	6.2	164	7.8
6 McGhee-Pleasant, Tayjanna (Angelo St)	21	44	2.1	120	5.7	164	7.8
7 Withey, Mandy (Midwestern State)	21	50	2.4	114	5.4	164	7.8
8 Wilson, Alena (Cameron)	19	52	2.7	95	5.0	147	7.7
9 Griggs, Dyanon (Midwestern State)	21	53	2.5	99	4.7	152	7.2
10 Gary, Morgan (St. Edward's)	22	65	3.0	93	4.2	158	7.2

## STEALS LEADERS

	GP	No.	AVG/G
1 Lloyd, Sawyer (Angelo State)	21	67	3.2
2 King, Katie (Cameron)	21	54	2.6
3 Gutierrez, Montse (UT Tyler)	21	52	2.5
4 Munoz, Avalon (UT Permian Basin)	21	52	2.5
5 Catherman, Lauren (St. Edward's)	22	49	2.2
6 Woods, Brielle (Texas Woman's)	19	40	2.1
7 Maci Maddox (Lubbock Christian)	22	46	2.1
8 Motschenbacher, Karley (W. Texas A&M)	21	42	2.0
9 McGhee-Pleasant, Tayjanna (Angelo St)	21	42	2.0
10 Swiercz, Emily (Texas A&M Int'l)	19	38	2.0

## 3FGM LEADERS

	GP	3FGM	AVG/G
1 Hemmeline, Holly (UT Permian Basin)	21	54	2.6
2 Hayes, Riley (UAFS)	21	49	2.3
3 Tschritter, Jayde (Texas A&M-Kingsville)	20	45	2.3
4 Hevinder, Lovisa (UT Tyler)	21	47	2.2
5 Boyett, Hannah (UAFS)	21	43	2.0
6 Shipley, Ashley (Eastern New Mexico)	17	34	2.0
7 Wright, Sydney (Western New Mexico)	18	35	1.9
8 Moyer, Sadie (Texas Woman's)	20	37	1.9
9 Stice, Natalie (Midwestern State)	21	38	1.8

## FIELD GOAL LEADERS

	GP	FG	FGA	PCT
1 Brown, Raiana (Texas A&M Int'l)	22	170	281	.605
2 Stephens, Madeline (Angelo State)	21	121	228	.531
3 McGhee-Pleasant, Tayjanna (Angelo St)	21	136	302	.450
4 Prince, Aaliyah (UAFS)	20	112	252	.444
5 Adrian, Deja (Eastern New Mexico)	15	85	199	.427
6 Bain, Brooklin (Oklahoma Christian)	19	103	254	.406

## ASSIST LEADERS

	GP	No.	AVG/G
1 Lloyd, Sawyer (Angelo State)	21	105	5.0
2 Rivers, Mia (Texas A&M-Kingsville)	20	95	4.8
3 Maci Maddox (Lubbock Christian)	22	103	4.7
4 Munoz, Avalon (UT Permian Basin)	21	92	4.4
5 King, Katie (Cameron)	21	86	4.1
6 Stone, Bella (Eastern New Mexico)	19	69	3.6
7 King, Frances (UT Tyler)	21	69	3.3
8 Audrey Robertson (Lubbock Christian)	22	68	3.1
9 Lay, Kailyn (Cameron)	21	64	3.0
10 Roberts, Zamorye (West Texas A&M)	17	51	3.0

## BLOCKS LEADERS

	GP	No.	AVG/G
1 Dufek, Sammie (St. Edward's)	22	53	2.4
2 Withey, Mandy (Midwestern State)	21	36	1.7
3 Thabach, Nyalam (West Texas A&M)	20	29	1.5
4 Reese Schumann (Lubbock Christian)	22	31	1.4
5 Brundidge, Kayla (UAFS)	21	28	1.3
6 Ray, Shelby (Texas A&M-Kingsville)	18	24	1.3
7 Williams, Keniah (Angelo State)	19	23	1.2
8 Quaadman, Alexis (UT Permian Basin)	21	25	1.2
9 McGhee-Pleasant, Tayjanna (Angelo St)	21	24	1.1
10 Joynes, Eliza (Western New Mexico)	18	20	1.1

## 3FG% LEADERS

	GP	3FG	3FGA	PCT
1 Hevinder, Lovisa (UT Tyler)	21	47	124	.379
2 Boyett, Hannah (UAFS)	21	43	114	.377
3 Hayes, Riley (UAFS)	21	49	138	.355
4 Tschritter, Jayde (Tx A&M-Kingsville)	20	45	128	.352
5 Shipley, Ashley (Eastern N.M.)	17	34	104	.327

## FT% LEADERS

	GP	FT	FTA	PCT
1 Beck, Edecia (Eastern New Mexico)	16	75	82	.915
2 Grace Foster (Lubbock Christian)	22	89	99	.899
3 Moyer, Sadie (Texas Woman's)	20	58	68	.853
4 Adrian, Deja (Eastern New Mexico)	15	66	79	.835
5 Ingram, Ashley (Texas Woman's)	19	110	137	.803
6 Audrey Robertson (Lubb. Christian)	22	65	81	.802
7 Whitehead, Destini (UT Tyler)	21	63	79	.797
8 Munoz, Avalon (UT Permian Basin)	21	89	114	.781

## WHERE LCU STATISTICALLY RANKS NATIONALLY



Division II



## TEAM


STATISTIC	National Rank	Conference Rank	Value	National Leader	Value	Conference leader	Value
Assist/Turnover Ratio (294 ranked)	66	2	0.92	Mo. Southern St.	1.40	Tex. A&M-Kingsville	0.97
Assists Per Game (294 ranked)	82	3	13.9	Ashland	20.2	Tex. A&M Int'l	16.1
Blocks Per Game (294 ranked)	54	5	3.5	Kutztown	6.6	Midwestern St.	4.9
Field Goal Percentage (294 ranked)	41	3	43.3	Ashland	53.1	Texas Woman's	43.6
Field Goal Percentage Defense (294 ranked)	27	3	35.5	Assumption	32.6	Angelo St.	34.2
Fouls Per Game (294 ranked)	90	3	16.0	Academy of Art	11.0	Texas Woman's	14.6
Free Throw Attempts Per Game (294 ranked)	55	7	19.73	Savannah St.	28.30	Midwestern St.	24.14
Free Throw Percentage (294 ranked)	23	1	77.0	Belmont Abbey	82.6	Lubbock Christian	77.0
Free Throws Made Per Game (294 ranked)	20	5	15.18	Fairmont St.	19.71	Midwestern St.	17.24
Rebound Margin (294 ranked)	128	8	1.8	Grand Valley St.	12.9	West Tex. A&M	6.3
Rebounds (Defensive) Per Game (294 ranked)	14	1	29.6	Central Wash.	32.3	Lubbock Christian	29.6
Rebounds (Offensive) Per Game (294 ranked)	273	15	8.4	West Virginia St.	25.1	Eastern N.M.	15.3
Rebounds Per Game (294 ranked)	123	8	38.00	West Virginia St.	52.68	Angelo St.	43.05
Scoring Defense (294 ranked)	60	3	59.3	Assumption	49.8	UT Tyler	57.3
Scoring Margin (294 ranked)	45	2	10.4	Grand Valley St.	27.5	Texas Woman's	11.6
Scoring Offense (294 ranked)	74	3	69.7	West Virginia St.	89.3	Texas Woman's	71.4
Steals Per Game (294 ranked)	237	13	6.7	Minnesota St.	16.8	Tex. Permian Basin	12.4
Three Point Attempts Per Game (294 ranked)	177	9	18.0	Southern Ark.	36.9	Tex. Permian Basin	26.8
Three Point Percentage (294 ranked)	43	1	34.7	Ashland	39.8	Lubbock Christian	34.7
Three Point Percentage Defense (294 ranked)	10	2	24.8	Tuskegee	18.2	Tex. A&M-Kingsville	23.8
Three Pointers Per Game (294 ranked)	111	8	6.2	Southern Ark.	13.1	West Tex. A&M	8.2
Turnover Margin (294 ranked)	175	10	-0.82	Minnesota St.	12.90	Tex. Permian Basin	5.48
Turnovers Forced Per Game (294 ranked)	243	14	14.27	Glenville St.	28.15	Tex. Permian Basin	22.71
Turnovers Per Game (294 ranked)	78	5	15.1	Mo. Southern St.	11.6	Tex. A&M-Kingsville	13.8
Winning Percentage (293 ranked)	69	5	68.2	Ashland	100.0	Texas Woman's	95.0

## INDIVIDUAL

STATISTIC	Player	Nat. Rank	Conf. Rank	Value	National Leader	Value	Conference Leader	Value
Assist/Turnover Ratio (305 ranked)	Martie McCoy	205	9	1.55	Mia Guest, Colo. Christian	10	Alyssa O' Malley, Tex. A&M-Kingsville	2.25
	Maci Maddox	210	10	1.54				
	Rachel Haase	248	13	1.46				
Assists (244 ranked)	Maci Maddox	15	2	103	Morgan Robinson, Jefferson	163	Sawyer Lloyd, Angelo St.	105
	Audrey Robertson	124	8	68				
Assists Per Game (249 ranked)	Maci Maddox	35	3	4.7	Morgan Robinson, Jefferson	7.8	Sawyer Lloyd, Angelo St.	5
	Audrey Robertson	190	8	3.1				
Blocks (237 ranked)	Reese Schumann	31	3	31	Sammie Dufek, St. Edward's	53	Sammie Dufek, St. Edward's	53
	Grace Foster	116	12	20	Madi Stokes, Mo. Southern St.	53		
Blocks Per Game (248 ranked)	Reese Schumann	42	4	1.41	Gemma Cutler, Simon Fraser	2.8	Sammie Dufek, St. Edward's	2.41
	Grace Foster	147	13	0.91				
Double Doubles (42 ranked)	Grace Foster	42	2	7	Jami Tham, Tusculum	21	Alexus Quaadman, UTPB	8
Field Goal Attempts (249 ranked)	Grace Foster	163	8	241	Ariel Jones, Shippensburg	417	Tayjanna McGhee-Pleasant, Angelo	302
Field Goal Percentage (228 ranked)					Annie Roshak, Ashland	71.5	Raiana Brown, Tex. A&M Int'l	60.5
Field Goals (245 ranked)	Grace Foster	175	6	103	Brooke Olson, Minn. Duluth	176	Raiana Brown, Tex. A&M Int'l	170
Free Throw Attempts (245 ranked)	Grace Foster	69	8	99	Mattison Rayman, Lake Superior St.	165	Raiana Brown, Tex. A&M Int'l	137
	Audrey Robertson	164	13	81			Ashley Ingram, Texas Woman's	137
Free Throw Percentage (250 ranked)	Grace Foster	11	2	89.9	Campbell Penland, Carson-Newman	94.1	Edecia Beck, Eastern N.M.	91.5
	Audrey Robertson	128	6	80.2				
Free Throws (240 ranked)	Grace Foster	26	3	89	Ariel Jones, Shippensburg	137	Ashley Ingram, Texas Woman's	110
	Audrey Robertson	123	12	65				
Minutes Per Game (250 ranked)	Maci Maddox	34	3	35.75	Halle Herrington, California (PA)	38.76	Payton Brown, Angelo St.	36.16
Points Per Game (250 ranked)	Grace Foster	153	5	14.9	Ariel Jones, Shippensburg	24.4	Raiana Brown, Tex. A&M Int'l	19.7
Rebounds (246 ranked)	Grace Foster	24	1	194	Samantha Bowman, Central Wash.	294	Grace Foster, Lubbock Christian	194
							Alexus Quaadman, UTPB	194
Rebounds (Defensive) Per Game (250 ranked)	Grace Foster	16	1	7.4	Samantha Bowman, Central Wash.	11.2	Grace Foster, Lubbock Christian	7.4
Rebounds (Offensive) Per Game (249 ranked)					Alisha Wilson, Academy of Art	5.6	Alexus Quaadman, UTPB	3.5
Rebounds Per Game (250 ranked)	Grace Foster	54	2	8.8	Samantha Bowman, Central Wash.	14.7	Alexus Quaadman, UTPB	9.2
Steals (245 ranked)	Maci Maddox	62	6	46	Brittney Cedeno, Dominican (CA)	96	Sawyer Lloyd, Angelo St.	67
Steals Per Game (250 ranked)	Maci Maddox	117	7	2.09	Brittney Cedeno, Dominican (CA)	4.36	Sawyer Lloyd, Angelo St.	3.19
Three Point Attempts (249 ranked)					Piper Bauer, South Dakota Mines	186	Holly Hemmeline, Tex. Permian Basin	185
Three Point Percentage (130 ranked)					Paige Emborsky, Daemen	58.8	Lovisa Hevinder, UT Tyler	37.9
Three Pointers (239 ranked)	Grace Foster	216	13	33	Hannah Belanger, Truman St.	71	Holly Hemmeline, Tex. Permian Basin	54
	Shaylee Stovall	239	16	32				
Three Pointers Per Game (249 ranked)					Ryan Weise, East Stroudsburg	3.45	Holly Hemmeline, Tex. Permian Basin	2.57
Triple Doubles (1 ranked)					10 players tied	1		

## Late LCU Surge Extinguishes Cameron's Comeback Bid


Grace Foster Posted 15 of her Game-High 23 Points In The Opening Half



**68**

JAN. 28 - LAWTON, OKLA.

AGGIE GYM



**56**

Lubbock Christian University held Cameron scoreless over the final four minutes and used a 23-point performance from Grace Foster to claim a 68-56 Lone Star Conference West Division victory Saturday afternoon inside Aggie Gym.

LCU led throughout most of the match, and a 10-point lead, produced in part by a 5-0 run spurred by a Rachel Haase three-pointer helped LCU match their largest lead to that point (50-40 with 2:11 remaining in the third quarter). The lead was tested by the Aggies, who closed out the final 1:42 of the quarter on a 5-0 run to send the game to the fourth quarter with LCU leading 50-45.

The 5-0 run turned into a 10-2 run and Kiara Lovings three-pointer for Cameron, to cap the run, cut LCU's lead to 52-50. LCU, who had only trailed for two minutes of the game, had a one-possession lead on four occasions in the fourth quarter, but never once relinquished the lead. With 4:28 remaining and LCU leading 58-55, the Lady Chaps went to the line and set the tone for the final 4:15 of the game. Foster made both of her free-throws and built LCU's lead to 60-55. Cameron, who went the final 7:13 of the game without a field goal, added a free-throw with 4:01 remaining and it would turn out to be their final point of the contest. LCU closed out the game on an 8-0 run (was part of a 10-1 run) and the Lady Chaps tallied six of their final 10 points from the charity stripe. CU missed their final seven shot attempts from the field.

CU did not finish the game like they started, as they opened the game making two of their first three shot attempts, and followed a Shaylee Stovall three-pointer (opened the game's scoring for LCU) with a 6-0 run for a 6-3 lead. Foster had eight points in the first quarter and joined Maci Maddox with back-to-back LCU three-pointers for a 7-0 run with a 5:51 remaining in the first quarter and LCU led the rest of the way.

LCU led 21-15 after the first quarter and rode the hot hand of Foster in the second quarter, as she had all seven of her second quarter points scored in under a three-minute sequence and single handedly had a 5-0 run to put LCU up 30-23 with 5:21 left in the half. Foster finished the half with 15 points and helped LCU take a 40-30 lead into the half.

Cameron outscored LCU 15-10 in the third quarter and used a 6-0 run to trim their deficit to 42-38 before LCU responded with the 5-0 run sparked by Haase's three-pointer and a Maci Maddox layup with 2:11 left in the third quarter for a 50-40 LCU lead. LCU was out-rebounded 22-12 in the second half, with Alena Wilson grabbing 11 board in the half for CU. LCU had eight points each from Foster and Reese Schumann in the half.

Schumann joined Foster in double figures offensively, as she was 7-of-8 from the field and had 14 points. Foster's 23-point outing was built by a 6-of-13 shooting performance from the field, which included a 2-of-4 mark from long range. She was 9-of-10 from the free-throw line. Audrey Robertson, who led LCU with eight rebounds, was LCU's only other free-throw shooter in the game.

Cameron had a team-high 17 points and 14 rebounds from Wilson for her double-double performance. Korie Allensworth also aided the Aggies offense with 12 points. CU fell to 10-11 overall, 7-8 in the conference and 4-5 in the West Division.

LCU has now topped the Aggies in seven consecutive meetings, which has the all-time series tied at 9-9. The Lady Chaps, who were 0-6 all-time in Lawton, have won their last three visits to Aggie Gym and are 3-6 all-time there against CU.

The Lady Chaps improved to 7-1 in the West Division with the win. They are 15-7 overall and 10-4 in the LSC.

## TURNING POINT

The down-the-stretch play was the difference in the contest. While CU missed their final seven shot attempts, LCU hit six of their final nine shot attempts (was 6-of-8 until missing their final shot attempt of the game). Grace Foster (2/2) and Reese Schumann (3/3) were a combined 5-of-5 from the field in the fourth quarter.

Lubbock Christian 68 • 15-7,10-4 Lone S														
#	Player	Total			3-Ptr			Rebounds			PF	TP	A	TO
		FG	FGA	FG%	FT	FTA	FT%	Off	Def	Tot				
00	Grace Foster	6	13	46.2%	2	4	50.0%	2	2	4	0	23	0	0
23	Martie McCoy	1	3	33.3%	0	0	0.0%	2	4	6	2	2	2	1
02	Maci Maddox	3	7	42.9%	2	3	66.7%	0	3	3	0	8	5	2
03	Audrey Robertson	1	7	14.3%	0	2	0.0%	0	8	8	1	4	5	2
15	Shaylee Stovall	2	7	28.6%	2	5	40.0%	0	1	1	0	6	1	0
04	Rachel Haase	3	7	42.9%	3	6	50.0%	0	1	1	0	9	2	0
20	Carli Bostwick	1	2	50.0%	0	1	0.0%	0	0	0	1	2	0	0
30	Audrey Spurgin	0	0	0.0%	0	0	0.0%	0	0	0	0	0	0	0
40	Reese Schumann	7	8	87.5%	0	0	0.0%	4	2	6	4	14	0	1
Team		1	3	33.3%	0	0	0.0%	1	3	4				
Totals		24	54	44.4%	9	22	40.9%	9	24	33	8	68	15	7
1st - FG %:		7-15	46.7%	2nd: 7-16	43.8%	3rd: 4-13	30.8%	4th: 6-10	60.0%	Game: 24-54	44.4%	Deadball		
3FG %:		4-9	44.4%	3-8	37.5%	2-4	50.0%	0-1	0.0%	9-22	40.9%	Rebounds		
FT %:		3-4	75.0%	2-2	100.0%	0-0	0.0%	6-8	75.0%	11-14	78.6%	2		

Cameron 56 • 10-11,7-8 Lone S														
#	Player	Total			3-Ptr			Rebounds			PF	TP	A	TO
		FG	FGA	FG%	FT	FTA	FT%	Off	Def	Tot				
22	Alena Wilson	6	15	40.0%	0	2	0.0%	8	6	14	1	17	2	0
32	Karley Miller	2	11	18.2%	0	6	0.0%	1	1	2	2	6	1	0
03	Kaliyn Lay	2	5	40.0%	1	2	50.0%	1	4	5	1	5	3	0
10	Katie King	0	2	0.0%	0	0	0.0%	0	3	3	0	0	4	4
23	Korie Allensworth	5	10	50.0%	2	6	33.3%	0	3	3	2	12	3	0
21	Kloe Heidebrecht	2	3	66.7%	1	2	50.0%	1	2	3	0	5	2	0
24	Lakya Leslie	2	3	66.7%	0	0	0.0%	1	0	1	2	5	0	2
25	Alannah Gillespie	0	1	0.0%	0	0	0.0%	0	0	0	0	2	0	0
33	Kiara Lovings	2	5	40.0%	1	2	50.0%	0	1	1	2	6	0	0
Team		0	2	0.0%	0	0	0.0%	0	2	2				
Totals		21	55	38.2%	5	20	25.0%	12	22	34	10	56	17	7
1st - FG %:		6-13	46.2%	2nd: 5-13	38.5%	3rd: 7-18	38.9%	4th: 3-11	27.3%	Game: 21-55	38.2%	Deadball		
3FG %:		1-4	25.0%	2-7	28.6%	1-5	20.0%	1-4	25.0%	5-20	25.0%	Rebounds		
FT %:		2-2	100.0%	3-5	60.0%	0-1	0.0%	4-6	66.7%	9-14	64.3%	3		

Officials: Technical fouls: Lubbock Christian-None, Cameron-None.  
Attendance: 200  
2022-23 Women's Basketball, Round: 0, Cameron vs Lubbock Christian, Played at

Score by periods	1st	2nd	3rd	4th	Total
Lubbock Christian	21	19	10	18	68
Cameron	15	15	11	15	56

Points In Off 2nd Fast  
Paint T/O Chance Break Bench  
LCU 28 4 10 0 25  
CU 22 8 10 0 16

Last FG - LCU 4th-01:10, CU 4th-07:13.  
Largest lead - LCU by 12 4th-01:10, CU by 3 1st-07:19.  
LCU led for 37:00, CU led for 02:01. Game was tied for 00:25.  
Score tied - 0 times.  
Lead changed - 2 times.





## 2022-23 STATISTICS

RECORD:	OVERALL	HOME	AWAY	NEUTRAL
ALL GAMES	15-7	9-0	5-4	1-3
CONFERENCE	10-4	6-0	4-4	0-0
NON-CONFERENCE	5-3	3-0	1-0	1-3

##	Player	gp-gs	min	avg	Total		3-Point		F-Throw		Rebounds				pf	dq	a	to	blk	stl	pts	avg
					fg-fga	fg%	3fg-fga	3fg%	ft-fa	ft%	off	def	tot	avg								
00	Grace Foster	22-22	683	31.0	103-241	.427	33-82	.402	89-99	.899	32	162	194	8.8	46	1	40	54	20	11	328	14.9
02	Maci Maddox	22-22	787	35.8	89-218	.408	20-59	.339	26-33	.788	9	71	80	3.6	26	0	103	67	2	46	224	10.2
03	Audrey Robertson	22-22	697	31.7	82-176	.466	14-48	.292	65-81	.802	29	92	121	5.5	37	1	68	56	5	32	243	11.0
04	Rachel Haase	20-0	259	13.0	36-101	.356	26-72	.361	5-7	.714	6	15	21	1.1	13	0	19	13	3	5	103	5.2
12	Taylor Thomas	19-0	159	8.4	15-33	.455	0-7	.000	17-19	.895	0	19	19	1.0	23	0	5	18	3	8	47	2.5
15	Shaylee Stovall	22-22	613	27.9	55-120	.458	32-75	.427	48-60	.800	2	27	29	1.3	29	0	23	28	0	14	190	8.6
20	Carli Bostwick	16-2	172	10.8	20-58	.345	5-27	.185	16-24	.667	1	25	26	1.6	14	0	2	10	0	5	61	3.8
23	Martie McCoy	22-5	257	11.7	13-43	.302	5-14	.357	9-13	.692	8	38	46	2.1	40	0	17	11	3	4	40	1.8
30	Audrey Spurgin	19-0	133	7.0	15-42	.357	0-1	.000	20-30	.667	11	15	26	1.4	24	0	4	9	3	2	50	2.6
31	Tia Johnson	7-0	33	4.7	5-14	.357	1-6	.167	1-1	1.000	2	9	11	1.6	7	0	2	2	0	2	12	1.7
33	Deja Johnson	7-0	42	6.0	3-7	.429	1-4	.250	5-6	.833	2	5	7	1.0	3	0	4	2	0	3	12	1.7
34	Whitney Cox	16-14	215	13.4	38-77	.494	0-0	.000	7-16	.438	8	47	55	3.4	31	1	11	14	7	5	83	5.2
40	Reese Schumann	22-1	375	17.0	57-95	.600	0-0	.000	26-45	.578	41	73	114	5.2	59	1	8	32	31	11	140	6.4
Team											33	54	87				16					
Total.....		22	4425		531-1225	.433	137-395	.347	334-434	.770	184	652	836	38.0	352	4	306	332	77	148	1533	69.7
Opponents.....		22	4425		469-1322	.355	95-383	.248	271-371	.730	248	548	796	36.2	384	7	222	314	72	166	1304	59.3

TEAM STATISTICS	LCU	OPP	Date	Opponent	Score	Att.
SCORING	1533	1304	11/05/22	vs Mo. Southern St.	L 64-65	205
Points per game	69.7	59.3	11/06/22	vs Missouri Western	Lot 96-101	113
Scoring margin	+10.4	-	11/11/22	COLO. CHRISTIAN	W 85-64	368
FIELD GOALS-ATT	531-1225	469-1322	11/12/22	CSU PUEBLO	W 76-58	374
Field goal pct	.433	.355	11/21/22	at Southwestern Okla.	W 73-67	374
3 POINT FG-ATT	137-395	95-383	11/27/22	WESTERN COLO.	W 51-38	258
3-point FG pct	.347	.248	* 12/01/22	OKLA. CHRISTIAN	W 88-61	285
3-pt FG made per game	6.2	4.3	* 12/03/22	ARK.-FORT SMITH	W 76-49	402
FREE THROWS-ATT	334-434	271-371	* 12/08/22	at Tex. A&M Int'l	L 47-60	230
Free throw pct	.770	.730	* 12/10/22	at Tex. A&M-Kingsville	W 76-61	202
F-Throws made per game	15.2	12.3	12/16/22	vs Ga. Southwestern	L 59-70	0
REBOUNDS	836	796	12/17/22	vs Mont. St. Billings	W 60-58	0
Rebounds per game	38.0	36.2	* 12/30/22	CAMERON	W 85-34	481
Rebounding margin	+1.8	-	* 01/01/23	MIDWESTERN ST.	W 74-63	347
ASSISTS	306	222	* 01/05/23	at Tex. Permian Basin	W 73-60	128
Assists per game	13.9	10.1	* 01/07/23	at Angelo St.	L 51-53	1112
TURNOVERS	332	314	* 01/12/23	EASTERN N.M.	W 77-55	258
Turnovers per game	15.1	14.3	* 01/14/23	WESTERN N.M.	W 67-50	409
Turnover margin	-0.8	-	* 01/19/23	at UT Tyler	L 57-69	395
Assist/turnover ratio	0.9	0.7	* 01/21/23	at Texas Woman's	L 69-75	401
STEALS	148	166	* 01/26/23	at Midwestern St.	W 61-37	872
Steals per game	6.7	7.5	* 01/28/23	at Cameron	W 68-56	200
BLOCKS	77	72	* - Conference game			
Blocks per game	3.5	3.3				
ATTENDANCE	3182	4232				
Home games-Avg/Game	9-354	9-435				
Neutral site-Avg/Game	-	4-80				

Score by Periods	1st	2nd	3rd	4th	OT	Totals
Lubbock Christian	352	387	401	381	12	1533
Opponents	297	322	300	368	17	1304

## CONFERENCE STATISTICS

#	Player	Total										3-Point		F-Throw		Rebounds									
		gp-gs	min	avg	fg-fga	fg%	3fg-fga	3fg%	ft-fa	ft%	off	def	tot	avg	pf	dq	a	to	blk	stl	pts	avg			
00	Grace Foster	14-14	423	30.2	64-140	.457	20-54	.370	55-64	.859	17	101	118	8.4	27	1	23	36	14	8	203	14.5			
02	Maci Maddox	14-14	487	34.8	54-135	.400	15-40	.375	16-18	.889	7	43	50	3.6	13	0	70	41	2	27	139	9.9			
03	Audrey Robertson	14-14	429	30.6	49-109	.450	11-33	.333	30-40	.750	14	65	79	5.6	26	1	41	32	3	21	139	9.9			
04	Rachel Haase	14-0	184	13.1	29-79	.367	19-55	.345	3-3	1.000	2	12	14	1.0	10	0	14	5	2	5	80	5.7			
12	Taylor Thomas	11-0	93	8.5	9-18	.500	0-5	.000	11-12	.917	0	10	10	0.9	15	0	3	11	2	5	29	2.6			
15	Shaylee Stovall	14-14	396	28.3	45-86	.523	27-54	.500	24-28	.857	0	21	21	1.5	16	0	15	19	0	12	141	10.1			
20	Carli Bostwick	14-2	130	9.3	13-44	.295	1-20	.050	5-13	.385	1	17	18	1.3	10	0	2	8	0	4	32	2.3			
23	Martie McCoy	14-5	178	12.7	10-34	.294	4-12	.333	6-9	.667	6	24	30	2.1	27	0	16	7	2	4	30	2.1			
30	Audrey Spurgin	12-0	85	7.1	10-29	.345	0-0	.000	14-18	.778	8	12	20	1.7	15	0	3	7	3	1	34	2.8			
31	Tia Johnson	5-0	24	4.8	5-12	.417	1-5	.200	1-1	1.000	1	6	7	1.4	7	0	1	0	0	1	12	2.4			
33	Deja Johnson	6-0	35	5.8	3-6	.500	1-3	.333	1-2	.500	1	5	6	1.0	3	0	4	2	0	2	8	1.3			
34	Whitney Cox	8-6	92	11.5	12-29	.414	0-0	.000	5-12	.417	3	19	22	2.8	14	0	5	9	3	0	29	3.6			
40	Reese Schumann	14-1	244	17.4	38-63	.603	0-0	.000	17-28	.607	27	44	71	5.1	40	1	8	20	18	7	93	6.6			
Team											23	32	55				11								
Total.....		14	2800		341-784	.435	99-281	.352	188-248	.758	110	411	521	37.2	223	3	205	208	49	97	969	69.2			
Opponents.....		14	2800		280-810	.346	44-203	.217	179-254	.705	156	352	508	36.3	229	3	127	208	48	103	783	55.9			

Date	Opponent	Score
* 12/01/22	OKLA. CHRISTIAN	w 88-61
* 12/03/22	ARK.-FORT SMITH	w 76-49
* 12/08/22	at Tex. A&M Int'l	L 47-60
* 12/10/22	at Tex. A&M-Kingsville	w 76-61
* 12/30/22	CAMERON	w 85-34
* 01/01/23	MIDWESTERN ST.	w 74-63
* 01/05/23	at Tex. Permian Basin	w 73-60
* 01/07/23	at Angelo St.	L 51-53
* 01/12/23	EASTERN N.M.	w 77-55
* 01/14/23	WESTERN N.M.	w 67-50
* 01/19/23	at UT Tyler	L 57-69
* 01/21/23	at Texas Woman's	L 69-75
* 01/26/23	at Midwestern St.	w 61-37
* 01/28/23	at Cameron	w 68-56

\* - Conference game

## HOME STATISTICS

#	Player	Total					3-Point		F-Throw		Rebounds											
		gp-gs	min	avg	fg-fga	fg%	3fg-fga	3fg%	ft-fa	ft%	off	def	tot	avg	pf	dq	a	to	blk	stl	pts	avg
00	Grace Foster	9-9	261	29.0	39-85	.459	13-32	.406	43-47	.915	13	79	92	10.2	15	0	20	21	10	6	134	14.9
02	Maci Maddox	9-9	302	33.6	40-82	.488	8-20	.400	16-20	.800	2	18	20	2.2	4	0	45	20	0	23	104	11.6
03	Audrey Robertson	9-9	247	27.4	32-67	.478	6-16	.375	30-41	.732	9	30	39	4.3	16	1	27	17	1	17	100	11.1
04	Rachel Haase	9-0	119	13.2	14-45	.311	11-33	.333	4-6	.667	5	7	12	1.3	5	0	5	9	1	2	43	4.8
12	Taylor Thomas	9-0	92	10.2	10-24	.417	0-7	.000	8-8	1.000	0	12	12	1.3	11	0	3	8	1	7	28	3.1
15	Shaylee Stovall	9-9	237	26.3	29-54	.537	13-28	.464	18-21	.857	1	12	13	1.4	7	0	8	12	0	4	89	9.9
20	Carli Bostwick	6-1	68	11.3	9-29	.310	1-13	.077	2-7	.286	0	12	12	2.0	3	0	2	2	0	4	21	3.5
23	Martie McCoy	9-0	98	10.9	5-13	.385	3-7	.429	2-3	.667	4	9	13	1.4	13	0	6	6	1	1	15	1.7
30	Audrey Spurgin	9-0	67	7.4	8-22	.364	0-1	.000	16-24	.667	5	10	15	1.7	13	0	2	3	1	1	32	3.6
31	Tia Johnson	5-0	23	4.6	3-9	.333	1-5	.200	1-1	1.000	0	8	8	1.6	5	0	1	1	0	2	8	1.6
33	Deja Johnson	6-0	33	5.5	2-5	.400	1-4	.250	5-6	.833	2	5	7	1.2	3	0	3	2	0	3	10	1.7
34	Whitney Cox	7-7	77	11.0	14-28	.500	0-0	.000	5-11	.455	2	14	16	2.3	15	0	5	7	2	3	33	4.7
40	Reese Schumann	9-1	176	19.6	23-41	.561	0-0	.000	16-25	.640	16	35	51	5.7	23	0	3	15	19	7	62	6.9
Team											16	18	34				8					
Total.....		9	1800		228-504	.452	57-166	.343	166-220	.755	75	269	344	38.2	133	1	130	131	36	80	679	75.4
Opponents.....		9	1800		169-520	.325	30-138	.217	104-146	.712	105	231	336	37.3	179	4	68	171	22	70	472	52.4

Date	Opponent	Score
11/11/22	COLO. CHRISTIAN	w 85-64
11/12/22	CSU PUEBLO	w 76-58
11/27/22	WESTERN COLO.	w 51-38
* 12/01/22	OKLA. CHRISTIAN	w 88-61
* 12/03/22	ARK.-FORT SMITH	w 76-49
* 12/30/22	CAMERON	w 85-34
* 01/01/23	MIDWESTERN ST.	w 74-63
* 01/12/23	EASTERN N.M.	w 77-55
* 01/14/23	WESTERN N.M.	w 67-50

\* - Conference game

## AWAY STATISTICS

#	Player	Total										3-Point		F-Throw		Rebounds									
		gp-gs	min	avg	fg-fga	fg%	3fg-fga	3fg%	ft-fa	ft%	off	def	tot	avg	pf	dq	a	to	blk	stl	pts	avg			
00	Grace Foster	9-9	288	32.0	43-96	.448	13-34	.382	34-40	.850	15	60	75	8.3	21	1	13	25	6	3	133	14.8			
02	Maci Maddox	9-9	328	36.4	32-93	.344	10-29	.345	6-9	.667	6	36	42	4.7	12	0	43	32	2	16	80	8.9			
03	Audrey Robertson	9-9	311	34.6	31-73	.425	6-25	.240	19-22	.864	10	49	59	6.6	14	0	29	26	4	11	87	9.7			
04	Rachel Haase	9-0	121	13.4	22-53	.415	15-37	.405	1-1	1.000	1	7	8	0.9	6	0	12	2	2	3	60	6.7			
12	Taylor Thomas	6-0	39	6.5	3-5	.600	0-0	.000	7-8	.875	0	4	4	0.7	9	0	1	6	1	0	13	2.2			
15	Shaylee Stovall	9-9	259	28.8	23-53	.434	17-38	.447	12-17	.706	0	11	11	1.2	12	0	12	12	0	9	75	8.3			
20	Carli Bostwick	8-1	62	7.8	4-15	.267	0-7	.000	3-6	.500	1	5	6	0.8	7	0	0	6	0	0	11	1.4			
23	Martie McCoy	9-5	119	13.2	8-26	.308	2-7	.286	4-6	.667	3	19	22	2.4	19	0	11	4	2	3	22	2.4			
30	Audrey Spurgin	7-0	47	6.7	4-14	.286	0-0	.000	2-2	1.000	4	5	9	1.3	8	0	2	5	2	1	10	1.4			
31	Tia Johnson	1-0	7	7.0	2-5	.400	0-1	.000	0-0	.000	1	1	2	2.0	2	0	0	0	0	0	4	4.0			
33	Deja Johnson	1-0	9	9.0	1-2	.500	0-0	.000	0-0	.000	0	0	0	0.0	0	0	1	0	0	0	2	2.0			
34	Whitney Cox	5-3	67	13.4	12-23	.522	0-0	.000	0-3	.000	2	15	17	3.4	8	0	3	5	3	0	24	4.8			
40	Reese Schumann	9-0	143	15.9	24-39	.615	0-0	.000	6-12	.500	18	26	44	4.9	27	1	5	12	8	4	54	6.0			
Team											10	24	34				6								
Total.....		9	1800		209-497	.421	63-178	.354	94-126	.746	71	262	333	37.0	145	2	132	141	30	50	575	63.9			
Opponents.....		9	1800		193-531	.363	38-152	.250	114-159	.717	94	220	314	34.9	132	2	100	103	38	73	538	59.8			

Date	Opponent	Score
11/21/22	at Southwestern Okla.	w 73-67
* 12/08/22	at Tex. A&M Int'l	L 47-60
* 12/10/22	at Tex. A&M-Kingsville	w 76-61
* 01/05/23	at Tex. Permian Basin	w 73-60
* 01/07/23	at Angelo St.	L 51-53
* 01/19/23	at UT Tyler	L 57-69
* 01/21/23	at Texas Woman's	L 69-75
* 01/26/23	at Midwestern St.	w 61-37
* 01/28/23	at Cameron	w 68-56

\* - Conference game

## NEUTRAL SITE STATISTICS

#	Player	Total					3-Point		F-Throw		Rebounds											
		gp-gs	min	avg	fg-fga	fg%	3fg-fga	3fg%	ft-fa	ft%	off	def	tot	avg	pf	dq	a	to	blk	stl	pts	avg
00	Grace Foster	4-4	134	33.5	21-60	.350	7-16	.438	12-12	1.000	4	23	27	6.8	10	0	7	8	4	2	61	15.3
02	Maci Maddox	4-4	157	39.2	17-43	.395	2-10	.200	4-4	1.000	1	17	18	4.5	10	0	15	15	0	7	40	10.0
03	Audrey Robertson	4-4	139	34.8	19-36	.528	2-7	.286	16-18	.889	10	13	23	5.8	7	0	12	13	4	56	14.0	
04	Rachel Haase	2-0	19	9.5	0-3	.000	0-2	.000	0-0	.000	0	1	1	0.5	2	0	2	2	0	0	0.0	
12	Taylor Thomas	4-4	28	7.0	2-4	.500	0-0	.000	2-3	.667	0	3	3	0.8	3	0	1	4	1	6	1.5	
15	Shaylee Stovall	4-4	117	29.3	3-13	.231	2-9	.222	18-22	.818	1	4	5	1.3	10	0	3	4	0	26	6.5	
20	Carli Bostwick	2-0	42	21.0	7-14	.500	4-7	.571	11-11	1.000	0	8	8	4.0	4	0	0	2	0	1	29	14.5
23	Martie McCoy	4-0	40	10.0	0-4	.000	0-0	.000	3-4	.750	1	10	11	2.8	8	0	0	1	0	0	3	0.8
30	Audrey Spurgin	1-0	19	6.3	3-6	.500	0-0	.000	2-4	.500	2	0	2	0.7	3	0	0	1	0	0	8	2.7
31	Tia Johnson	1-0	3	3.0	0-0	.000	0-0	.000	0-0	.000	1	0	1	1.0	0	0	1	1	0	0	0.0	
34	Whitney Cox	4-4	71	17.8	12-26	.462	0-0	.000	2-2	1.000	4	18	22	5.5	8	1	3	2	2	2	26	6.5
40	Reese Schumann	4-0	56	14.0	10-15	.667	0-0	.000	4-8	.500	7	12	19	4.8	9	0	0	5	4	0	24	6.0
Team											7	12	19				2					
Total.....		4	825		94-224	.420	17-51	.333	74-88	.841	38	121	159	39.8	74	1	44	60	11	8	279	69.8
Opponents.....		4	825		107-271	.395	27-93	.290	53-66	.803	49	97	146	36.5	73	1	54	40	12	23	294	73.5

## DIVISION GAME STATISTICS

RECORD:	OVERALL	HOME	AWAY	NEUTRAL
ALL GAMES	7-1	4-0	3-1	0-0
CONFERENCE	7-1	4-0	3-1	0-0
NON-CONFERENCE	0-0	0-0	0-0	0-0

#	Player	gp-gs	min	avg	Total		3-Point		F-Throw		Rebounds					pf	dq	a	to	blk	stl	pts	avg
					fg-fga	fg%	3fg-fga	3fg%	ft-fa	ft%	off	def	tot	avg									
00	Grace Foster	8-8	235	29.4	41-84	.488	11-31	.355	40-46	.870	12	56	68	8.5	15	1	11	22	9	4	133	16.6	
02	Maci Maddox	8-8	274	34.2	26-64	.406	4-14	.286	11-13	.846	3	22	25	3.1	6	0	38	21	0	12	67	8.4	
03	Audrey Robertson	8-8	231	28.9	29-61	.475	9-20	.450	18-24	.750	8	45	53	6.6	11	1	24	18	2	9	85	10.6	
04	Rachel Haase	8-0	101	12.6	15-45	.333	11-34	.324	0-0	.000	0	8	8	1.0	4	0	6	2	1	5	41	5.1	
12	Taylor Thomas	7-0	66	9.4	6-12	.500	0-3	.000	7-8	.875	0	8	8	1.1	11	0	2	7	2	4	19	2.7	
15	Shaylee Stovall	8-8	232	29.0	22-45	.489	15-31	.484	13-15	.867	0	17	17	2.1	9	0	8	12	0	9	72	9.0	
20	Carli Bostwick	8-2	80	10.0	9-30	.300	1-12	.083	2-7	.286	1	12	13	1.6	8	0	1	6	0	2	21	2.6	
23	Martie McCoy	8-3	118	14.8	7-23	.304	1-6	.167	3-3	1.000	4	19	23	2.9	13	0	11	3	2	3	18	2.3	
30	Audrey Spurgin	7-0	53	7.6	8-21	.381	0-0	.000	8-10	.800	5	9	14	2.0	8	0	2	3	2	1	24	3.4	
31	Tia Johnson	3-0	16	5.3	3-8	.375	0-2	.000	0-0	.000	1	4	5	1.7	5	0	1	0	0	0	6	2.0	
33	Deja Johnson	4-0	25	6.3	3-6	.500	1-3	.333	0-0	.000	0	3	3	0.8	0	0	3	2	0	0	7	1.8	
34	Whitney Cox	3-2	26	8.7	2-6	.333	0-0	.000	0-0	.000	0	3	3	1.0	3	0	1	4	2	0	4	1.3	
40	Reese Schumann	8-1	143	17.9	24-38	.632	0-0	.000	11-18	.611	14	22	36	4.5	24	1	3	9	12	3	59	7.4	
Team											15	23	38				7						
Total.....		8	1600		195-443	.440	53-156	.340	113-144	.785	63	251	314	39.2	117	3	111	116	32	52	556	69.5	
Opponents.....		8	1600		148-483	.306	21-126	.167	91-128	.711	104	201	305	38.1	130	2	61	116	27	58	408	51.0	

## TEAM STATISTICS

	LCU	OPP
SCORING	556	408
Points per game	69.5	51.0
Scoring margin	+18.5	-
FIELD GOALS-ATT	195-443	148-483
Field goal pct	.440	.306
3 POINT FG-ATT	53-156	21-126
3-point FG pct	.340	.167
3-pt FG made per game	6.6	2.6
FREE THROWS-ATT	113-144	91-128
Free throw pct	.785	.711
F-Throws made per game	14.1	11.4
REBOUNDS	314	305
Rebounds per game	39.2	38.1
Rebounding margin	+1.1	-
ASSISTS	111	61
Assists per game	13.9	7.6
TURNOVERS	116	116
Turnovers per game	14.5	14.5
Turnover margin	+0.0	-
Assist/turnover ratio	1.0	0.5
STEALS	52	58
Steals per game	6.5	7.3
BLOCKS	32	27
Blocks per game	4.0	3.4
ATTENDANCE	1495	2312
Home games-Avg/Game	4-374	4-578
Neutral site-Avg/Game	-	0-0

Score by Periods	1st	2nd	3rd	4th	Totals
Lubbock Christian	134	145	133	144	556
Opponents	98	89	107	114	408

Date	Opponent		Score	Att.
* 12/30/22	CAMERON	w	85-34	481
* 01/01/23	MIDWESTERN ST.	w	74-63	347
* 01/05/23	at Tex. Permian Basin	w	73-60	128
* 01/07/23	at Angelo St.	L	51-53	1112
* 01/12/23	EASTERN N.M.	w	77-55	258
* 01/14/23	WESTERN N.M.	w	67-50	409
* 01/26/23	at Midwestern St.	w	61-37	872
* 01/28/23	at Cameron	w	68-56	200

\* - Conference game



## OPPONENT BREAKDOWN

### Angelo State (18-3, 13-2)



Location: San Angelo, Texas  
Enrollment: 10,775  
Head Coach: Alesha Ellis  
Assistant Coach: Andy Ellis

## ALL-TIME MEETINGS (LCU leads 16-5)

Date	Winner	Score
12/5/80	Angelo State (N)	82-42
11/25/91	LCU (H)	85-52
11/21/92	LCU (H)	80-59
12/1/92	Angelo State (H)	75-59
11/13/98	LCU (A)	75-62
11/11/98	LCU (H)	90-57
12/29/00	Angelo State (A)	62-56
11/30/01	LCU (A)	78-75
11/6/12	LCU* (A)	83-65
11/24/14	LCU (A)	71-57
3/11/16	LCU (H1)	101-72
3/10/18	LCU (H1)	61-59
3/19/19	LCU (H1)	76-70
11/23/19	LCU (A)	75-64
1/11/20	LCU (H)	69-52
3/5/20	LCU (L1)	91-65
1/14/21	LCU (A)	65-55
1/16/21	LCU (H)	77-46
1/27/21	ASU (H)	67-63
3/4/22	LCU (L1)	60-51
1/7/23	ASU (H)	53-51

\*EXHIBITION GAME FOR ASU

(H) - Won by the home team

(A) - Won by the visiting team

(H1) - NCAA Div. II South Central Region Tournament (Lubbock, Texas)

(L1) - Lone Star Conference Championships (Frisco, Texas)

## ROSTER

#	Full Name	Pos.	Ht.	Year	Hometown	Previous School
00	Landry Morrow	G	5-8	Fr.	Ackerly, Texas	Sands HS
1	Madisen Honea	G	5-7	So.	Copperas Cove, Texas	Copperas Cove HS
2	Blakely Gerber	G	6-0	Jr.	Nazareth, Texas	Wayland Baptist
3	Briley Merket	G	5-11	Fr.	Canadian, Texas	Canadian HS
4	Abbie Crow	G	5-9	Fr.	Lubbock, Texas	Lubbock Christian HS
10	Sawyer Lloyd	G	5-9	Jr.	Wall, Texas	Wall HS
11	Payton Brown	G	5-6	Sr.	Lubbock, Texas	Wayland Baptist
12	Madeline Stephens	F	6-1	So.	Lubbock, Texas	Lubbock Monterey HS
13	Keniah Williams	C	6-4	Fr.	Georgetown, Texas	Georgetown HS
14	Brighton Adams	G	5-6	So.	San Saba, Texas	San Saba HS
15	Kenslee Konarik	F	6-1	Fr.	Salado, Texas	Salado HS
21	Kyla Cobb	G	5-6	So.	Canyon, Texas	Canyon HS
22	Olivia Pedigo	F	6-0	Fr.	Bells, Texas	Bells HS
24	Alexandra Bednarczyk	F	6-0	Fr.	Baldwinsville, NY	Charles W. Baker HS
30	Aicha Ndir	F	6-0	Fr.	Blois, France	
32	Tayjanna McGhee-Pleasant	F	6-3	Jr.	Amarillo, Texas	Wayland Baptist

## TEAM STATISTICS

### Game Records

Record	Overall	Home	Away	Neutral
ALL GAMES	18-3	9-1	8-2	1-0
CONFERENCE	13-2	7-1	6-1	0-0
NON-CONFERENCE	5-1	2-0	2-1	1-0

### Score by Periods

Team	1st	2nd	3rd	4th	OT	TOT
Angelo St.	364	320	387	380	0	1451
Opponents	315	280	328	359	0	1282

### Team Box Score

No.	Player	GP-GS	MIN	AVG	FG-FGA	FG%	3FG-3FGA	3FG%	FT-FTA	FT%	OFF	DEF	TOT	AVG	PF	DQ	A	TO	BLK	STL	PTS	AVG
32	MCGHEE-PLEASANT, Tayjanna	21-21	632:57	30.1	136-302	.450	22-61	.361	47-70	.671	44	120	164	7.8	57	1	36	74	24	42	341	16.2
10	LLOYD, Sawyer	21-21	753:05	35.9	116-290	.400	29-89	.326	50-65	.769	33	131	164	7.8	43	1	105	49	15	67	311	14.8
11	BROWN, Payton	7-7	253:07	36.2	41-99	.414	5-15	.333	13-17	.765	17	22	39	5.6	10	0	23	17	2	15	100	14.3
12	STEPHENS, Madeline	21-21	692:09	33.0	121-228	.531	8-27	.296	42-59	.712	54	113	167	8.0	52	2	53	58	14	30	292	13.9
1	HONEA, Madisen	21-18	449:34	21.4	31-118	.263	14-63	.222	11-16	.688	19	36	55	2.6	31	0	36	22	1	12	87	4.1
3	MERKET, Briley	15-0	201:33	13.4	19-67	.284	13-40	.325	6-9	.667	9	10	19	1.3	15	0	6	12	1	4	57	3.8
13	WILLIAMS, Keniah	19-0	158:52	8.4	30-50	.600	0-0	.000	10-19	.526	32	33	65	3.4	27	0	5	21	23	0	70	3.7
00	MORROW, Landry	21-3	339:06	16.1	23-72	.319	8-30	.267	12-22	.545	16	29	45	2.1	36	0	37	27	0	8	66	3.1
14	ADAMS, Brighton	20-10	271:42	13.6	12-44	.273	3-19	.158	11-14	.786	12	18	30	1.5	24	1	12	25	0	7	38	1.9
24	BEDNARCZYK, Alexandra	15-0	72:54	4.9	13-33	.394	0-4	.000	1-3	.333	3	5	8	0.5	9	0	2	9	2	2	27	1.8
15	KONARIK, Kenslee	6-0	19:24	3.2	2-10	.200	0-5	.000	6-7	.857	3	7	10	1.7	2	0	0	6	0	0	10	1.7
30	NDIR, Aicha	20-4	178:49	8.9	13-29	.448	0-1	.000	6-16	.375	12	13	25	1.3	34	0	7	17	5	4	32	1.6
21	COBB, Kyla	16-0	141:23	8.8	6-21	.286	1-5	.200	1-3	.333	0	22	22	1.4	9	0	12	23	0	6	14	0.9
22	PEDIGO, Olivia	8-0	35:25	4.4	1-8	.125	0-2	.000	4-5	.800	1	5	6	0.8	6	0	0	1	0	0	6	0.8
Team											32	53	85					8				
Total		21	4200		564-1371	.411	103-361	.285	220-325	.677	287	617	904	43.0	355	5	334	369	87	197	1451	69.1
Opponents		21	4200		436-1273	.342	133-476	.279	277-378	.733	257	558	815	38.8	355	12	237	419	36	198	1282	61.0

## 2022-2023 RESULTS

Date	Opponent	Score
11/11/2022	vs MSU Denver	W 80-75
11/12/2022	at Western Colo.	W 66-51
11/17/2022	at Mo. Southern St.	L 66-83
11/19/2022	at Ouachita Baptist	W 80-72
11/22/2022	Eckerd	W 70-63
12/01/2022	Tex. A&M-Kingsville	W 72-61
12/03/2022	Tex. A&M Int'l	W 71-52
12/08/2022	at Ark.-Fort Smith	L 63-65
12/10/2022	at Okla. Christian	W 78-61
12/16/2022	at Tex. Permian Basin	W 68-59
12/19/2022	Schreiner	W 101-65
12/30/2022	at Western N.M.	W 54-50
01/01/2023	at Eastern N.M.	W 73-63
01/05/2023	West Tex. A&M	W 60-53
01/07/2023	Lubbock Christian	W 53-51
01/12/2023	Midwestern St.	W 85-65
01/14/2023	Cameron	L 57-61
01/19/2023	at St. Mary's (TX)	W 56-55
01/21/2023	at St. Edward's	W 63-51
01/26/2023	Eastern N.M.	W 79-74
01/28/2023	Western N.M.	W 56-52

## OPPONENT BREAKDOWN

### Texas-Permian Basin (10-11, 7-8)



Location: Odessa, Texas  
 Enrollment: 6,063  
 Head Coach: Rae Boothe  
 Assistant Coaches: Yazmin Batch,  
 Ericka Torres

## ALL-TIME MEETINGS (27-0)

Date	Winner	Score
11/11/02	LCU (H)	86-50
11/18/02	LCU (A)	91-44
11/13/03	LCU (H)	84-68
11/17/03	LCU (A)	84-67
11/9/04	LCU (H)	99-63
11/22/04	LCU (A)	98-55
11/7/05	LCU (H)	86-41
12/2/06	LCU (H)	92-40
12/12/06	LCU (H)	90-47
11/7/11	LCU (H)	69-56
11/1/12	LCU (H)	79-59
1/11/14	LCU (A)	88-79
2/22/14	LCU (H)	90-77
1/22/15	LCU (A)	89-76
1/21/15	LCU (A)	88-53
1/21/16	LCU (H)	70-34
2/20/16	LCU (A)	109-56
3/3/16	LCU (T1)	79-33
11/19/16	LCU (H)	61-37
11/18/17	LCU (H)	72-34
11/17/18	LCU (H)	82-39
2/4/19	LCU (H)	94-49
2/27/20	LCU (A)	75-44
2/19/21	LCU (A)	74-43
2/21/21	LCU (H)	72-48
1/29/22	LCU (A)	83-61
1/5/23	LCU (A)	73-60

H - Home Team Won  
 A - Away Team Won  
 N1 - Heartland Conference Tournament (Tulsa, Okla.)

## ROSTER

#	Full Name	Pos.	Ht.	Yr.	Hometown / High School	Previous School
1	Andreea Mancha	G	5-5	Jr.	Alvin, Texas / Alvin	Hill College
2	Tamia Flores	G	5-8	R-Fr.	Dallas, Texas / Pinkston	
3	Ariyel Gordon	G	5-7	Fr.	San Antonio, Texas / Harlan	
4	Kamari Portalis	G	5-8	So.	Magnolia, Texas / Magnolia West	
5	Marisa Seaton	G	5-7	Fr.	San Antonio, Texas / Brandeis	
10	Avalon Munoz	G	5-5	So.	San Antonio, Texas / Edison	
11	Morgan Helgesen	F	6-1	So.	Denton, Texas / Guyer	
12	Makayla Bingley	F	5-10	Fr.	Tasmania, Australia / Kings Meadow	
13	Diavian Spencer	G	5-6	So.	Arlington, Texas / Arlington Martin	
15	Holly Hemmeline	G	5-7	Jr.	Denver City, Texas / Denver City	
21	Ally Haman	G	5-9	So.	Cypress, Texas / Cypress Creek	
22	Khiara Flugence	F	6-0	Fr.	San Antonio, Texas / Champion	
23	Alexus Quaadman	P	6-1	Jr.	Las Vegas, Nevada / Spring Valley	

## TEAM STATISTICS

Game Records

Record	Overall	Home	Away	Neutral
ALL GAMES	10-11	5-5	3-6	2-0
CONFERENCE	7-8	4-5	3-3	0-0
NON-CONFERENCE	3-3	1-0	0-3	2-0

Score by Periods

Team	1st	2nd	3rd	4th	OT	TOT
Tex. Permian Basin	337	370	338	350	0	1395
Opponents	287	326	330	390	0	1333

Team Box Score

No.	Player	GP-GS	MIN	AVG	FG-FGA	FG%	3FG-3FGA	3FG%	FT-FTA	FT%	OFF	DEF	TOT	AVG	PF	DQ	A	TO	BLK	STL	PTS	AVG
1	MANCHA, Andreea	14-13	342:00	24.4	47-122	.385	24-67	.358	58-76	.763	14	27	41	2.9	35	1	27	26	0	19	176	12.6
10	MUNOZ, Avalon	21-21	688:36	32.8	65-207	.314	11-49	.224	89-114	.781	30	55	85	4.0	49	2	92	97	0	52	230	11.0
15	HEMMELINE, Holly	21-18	534:08	25.4	71-224	.317	54-185	.292	12-16	.750	17	26	43	2.0	37	1	15	26	1	35	208	9.9
11	HELGESEN, Morgan	21-21	629:33	30.0	63-189	.333	32-116	.276	47-56	.839	48	72	120	5.7	60	3	30	34	4	36	205	9.8
23	QUAADMAN, Alexis	21-21	541:40	25.8	60-129	.465	0-1	.000	74-108	.685	73	121	194	9.2	63	1	11	49	25	35	194	9.2
4	PORTALIS, Kamari	19-7	411:11	21.6	49-131	.374	6-31	.194	23-30	.767	10	21	31	1.6	54	2	28	45	6	30	127	6.7
13	SPENCER, Diavian	19-1	256:46	13.5	35-100	.350	13-50	.260	15-22	.682	6	13	19	1.0	43	1	11	27	3	19	98	5.2
12	BINGLEY, Makayla	21-3	328:03	15.6	30-68	.441	20-43	.465	11-14	.786	10	17	27	1.3	24	0	6	15	2	7	91	4.3
22	FLUGENCE, Khiara	19-0	170:17	9.0	12-28	.429	0-0	.000	6-10	.600	22	20	42	2.2	28	0	2	12	2	11	30	1.6
24	GREEN, Aunbrielle	7-0	39:16	5.6	4-14	.286	1-1	1.000	0-0	.000	3	4	7	1.0	6	0	2	7	0	3	9	1.3
32	PIERCE, Naomi	11-0	122:12	11.1	5-15	.333	0-2	.000	4-6	.667	11	5	16	1.5	19	1	4	9	6	5	14	1.3
21	HAMAN, Ally	20-0	113:26	5.7	5-24	.208	2-17	.118	0-3	.000	2	5	7	0.4	6	0	3	6	0	7	12	0.6
5	SEATON, Marisa	8-0	22:51	2.9	0-4	.000	0-1	.000	1-2	.500	0	1	1	0.1	1	0	0	2	0	2	1	0.1
Team											39	53	92					7				
Total		21	4200		446-1255	.355	163-563	.290	340-457	.744	285	440	725	34.5	425	12	231	362	49	261	1395	66.4
Opponents		21	4201		452-1133	.399	156-528	.295	273-379	.720	255	558	813	38.7	449	12	269	477	42	181	1333	63.5

## 2022-2023 RESULTS

Date	Opponent	Score
11/11/2022	vs South Dakota Mines	W 72-55
11/12/2022	vs Colorado Mesa	W 72-54
11/15/2022	at Regis (CO)	L 63-73
11/21/2022	Sul Ross St.	W 86-53
11/25/2022	at MSU Denver	L 48-56
11/26/2022	at Colo. Christian	L 76-84
12/01/2022	Tex. A&M Int'l	W 74-68
12/03/2022	Tex. A&M-Kingsville	L 55-65
12/08/2022	at Okla. Christian	W 68-53
12/10/2022	at Ark.-Fort Smith	W 71-52
12/16/2022	Angelo St.	L 59-68
12/30/2022	at Eastern N.M.	L 60-65
01/01/2023	at Western N.M.	L 66-69
01/05/2023	Lubbock Christian	L 60-73
01/07/2023	West Tex. A&M	L 54-81
01/12/2023	Cameron	W 78-58
01/14/2023	Midwestern St.	W 80-70
01/19/2023	at St. Edward's	L 55-61
01/21/2023	at St. Mary's (TX)	W 74-60
01/26/2023	Western N.M.	W 74-52
01/28/2023	Eastern N.M.	L 50-63

# LUBBOCK CHRISTIAN UNIVERSITY WOMEN'S BASKETBALL GAME NOTES

## LCU RECORD WHEN...

At home .....	9-0
On the road .....	5-4
Neutral site.....	1-3
Lone Star Conference .....	10-4

Monday .....	1-0
Tuesday.....	0-0
Wednesday .....	0-0
Thursday .....	4-2
Friday.....	2-1
Saturday.....	6-3
Sunday .....	2-1

Against ranked opponents.....	1-3
Top 5 opponents .....	0-0
Top 10 opponents .....	0-2

### Scoring

70-plus points .....	10-1
60-69 points .....	4-2
50-59 points .....	1-3
49 or less points.....	0-1

### Allowing

70-plus points .....	0-3
60-69 points .....	6-3
50-59 points .....	5-1
49 or less points.....	4-0

### Shooting

50% or better .....	4-0
40-49% .....	10-3
30-39% .....	1-3
29.9% or less .....	0-1

### Opponents Shooting

50% or better .....	0-1
40-49% .....	1-3
30-39% .....	10-3
29.9% or less .....	4-0

### Percentages From The Field

Out-shooting the opponent .....	15-2
Opponents out-shoot LCU .....	0-5
Tied .....	0-0

### Rebounding

Out-rebound an opponent.....	6-5
Opponent out-rebounds LCU .....	8-1
Tied .....	1-1

### Turnovers

Commit 15 or less turnovers .....	10-2
Commit more than 15 turnovers.....	5-5
Force 15 or less turnovers.....	7-6
Force more than 15 .....	8-1

### Misc.

When Leading after the 1st Quarter.....	11-2
When Tied after the 1st Quarter.....	2-0
When Trailing after the 1st Quarter.....	2-5

When Leading at halftime .....	13-2
When Tied at halftime .....	0-0
When Trailing at halftime .....	2-5

When Leading after the 3rd Quarter .....	15-2
When Tied after the 3rd Quarter .....	0-1
When Trailing after the 3rd Quarter .....	0-4
Overtime .....	0-1

## Lubbock Christian Team Game-by-Game Comparison (as of Feb 01, 2023)

### All games

Opponent	1st	2nd	Score	Mar	Total FG	FG Pct	3-Pointers	3FG Pct	Free Throws	FT Pct	Rebounds	Assist	T/Over	Block	Steal	Fouls	
Mo. Southern St.	33/35	31/30	64-65	(1)	22-57/25-76	.386/.329	3-9/5-27	.333/.185	17-23/10-12	.739/.833	46/46	-	13/15	14/8	4/4	4/5	14/20
Missouri Western	33/39	51/45	96-101	(5)	31-63/36-75	.492/.480	5-11/9-28	.455/.321	29-33/20-26	.879/.769	39/32	+7	11/15	18/13	4/4	8/11	23/26
COLO. CHRISTIAN	47/33	38/31	85-64	+21	26-59/25-71	.441/.352	7-20/5-25	.350/.200	26-32/9-12	.813/.750	38/45	(7)	16/8	14/22	5/5	13/14	13/22
CSU PUEBLO	40/28	36/30	76-58	+18	24-47/19-55	.511/.345	6-10/7-26	.600/.269	22-30/13-17	.733/.765	39/27	+12	14/10	22/16	3/3	7/11	16/23
Southwestern Okla.	36/43	37/24	73-67	+6	30-62/26-69	.484/.377	5-19/9-26	.263/.346	8-14/6-8	.571/.750	45/33	+12	21/16	16/8	7/1	4/8	11/16
WESTERN COLO.	24/25	27/13	51-38	+13	16-49/12-46	.327/.261	3-14/3-10	.214/.300	16-22/11-14	.727/.786	34/37	(3)	6/7	12/20	2/3	9/7	15/21
OKLA. CHRISTIAN	42/31	46/30	88-61	+27	29-62/18-44	.468/.409	7-17/3-8	.412/.375	23-34/22-40	.676/.550	36/38	(2)	15/12	10/25	5/1	14/4	24/25
ARK.-FORT SMITH	31/28	45/21	76-49	+27	25-59/20-55	.424/.364	6-22/2-13	.273/.154	20-27/7-11	.741/.636	36/39	(3)	16/6	12/20	1/0	7/6	11/23
Tex. A&M Int'l	19/23	28/37	47-60	(13)	18-56/19-57	.321/.333	5-21/5-11	.238/.455	6-12/17-22	.500/.773	31/38	(7)	10/13	22/18	6/7	7/11	16/15
Tex. A&M-Kingsville	37/26	39/35	76-61	+15	30-56/26-66	.536/.394	7-15/6-20	.467/.300	9-12/3-8	.750/.375	38/30	+8	22/12	11/6	3/3	2/9	13/9
Ga. Southwestern	28/36	31/34	59-70	(11)	19-51/27-64	.373/.422	6-19/7-21	.316/.333	15-17/9-13	.882/.692	41/32	+9	11/15	17/8	2/2	2/7	16/16
Mont. St. Billings	32/29	28/29	60-58	+2	22-53/19-56	.415/.339	3-12/6-17	.250/.353	13-15/14-15	.867/.933	33/36	(3)	9/9	11/11	1/2	4/0	21/11
CAMERON	54/14	31/20	85-34	+51	31-66/14-56	.470/.250	11-29/3-16	.379/.188	12-14/3-5	.857/.600	48/33	+15	19/3	15/23	3/4	10/6	8/14
MIDWESTERN ST.	35/26	39/37	74-63	+11	23-54/22-64	.426/.344	4-16/2-6	.250/.333	24-32/17-21	.750/.810	39/40	(1)	13/9	19/21	4/2	9/9	22/23
Tex. Permian Basin	35/27	38/33	73-60	+13	23-46/20-65	.500/.308	6-17/3-25	.353/.120	21-26/17-26	.808/.654	36/41	(5)	11/5	21/18	2/0	8/12	24/25
Angelo St.	28/23	23/30	51-53	(2)	18-61/21-60	.295/.350	6-20/2-11	.300/.182	9-11/9-13	.818/.692	41/42	(1)	7/10	17/15	4/6	8/11	14/14
EASTERN N.M.	35/30	42/25	77-55	+22	29-48/18-61	.604/.295	9-20/3-24	.450/.125	10-14/16-17	.714/.941	31/34	(3)	19/7	18/14	5/0	7/10	14/14
WESTERN N.M.	24/19	43/31	67-50	+17	25-60/21-68	.417/.309	4-18/2-10	.222/.200	13-15/6-9	.867/.667	43/43	-	12/6	9/10	8/4	4/3	10/14
UT Tyler	34/22	23/47	57-69	(12)	20-50/22-53	.400/.415	11-30/5-16	.367/.313	6-6/20-26	1000/.769	37/30	+7	14/10	25/12	0/2	6/11	21/14
Texas Woman's	24/34	45/41	69-75	(6)	24-58/27-52	.414/.519	10-20/2-9	.500/.222	11-13/19-19	.846/1000	29/28	+1	17/13	12/11	2/8	9/4	21/13
Midwestern St.	28/18	33/19	61-37	+24	22-54/11-54	.407/.204	4-14/1-14	.286/.071	13-18/14-23	.722/.609	43/38	+5	15/4	10/8	5/7	1/4	17/16
Cameron	40/30	28/26	68-56	+12	24-54/21-55	.444/.382	9-22/5-20	.409/.250	11-14/9-14	.786/.643	33/34	(1)	15/17	7/7	1/4	5/3	8/10

Note: Game totals are displayed in the format TEAM/OPPONENT for each category



**LUBBOCK CHRISTIAN UNIVERSITY WOMEN'S BASKETBALL GAME NOTES**

Lubbock Christian Points-Rebounds-Assists (as of Feb 01, 2023)

**All games**

Opponent	Date	Score		00 FOSTER, GRA	02 MADDOX, MAC	03 ROBERTSON,	04 HAASE, RACH	12 THOMAS, TAY	15 STOVALL, SH	20 BOSTWICK, C
vs Mo. Southern St.	11/05/22	64-65	L	16-11-2	8-4-3	7-10-4	DNP	1-1-1	14-2-1	DNP
vs Missouri Western	11/06/22	96-101	L	36-6-1	13-2-6	15-5-2	DNP	5-1-0	6-1-1	DNP
COLO. CHRISTIAN	11/11/22	85-64	W	8-10-0	14-3-5	12-3-6	10-2-1	6-1-1	5-1-2	DNP
CSU PUEBLO	11/12/22	76-58	W	25-11-3	14-1-4	14-3-2	4-4-1	2-2-0	8-1-2	DNP
at Southwestern Okla.	11/21/22	73-67	W	22-16-6	4-7-7	11-6-5	9-0-1	2-1-0	3-0-1	DNP
WESTERN COLO.	11/27/22	51-38	W	9-12-1	13-1-2	11-7-2	0-0-0	2-2-0	7-1-0	DNP
OKLA. CHRISTIAN	12/01/22	88-61	W	8-6-2	19-3-5	7-4-2	0-3-2	8-2-0	16-0-0	5-3-0
ARK.-FORT SMITH	12/03/22	76-49	W	14-8-3	8-2-5	13-3-3	5-1-0	0-0-1	12-0-1	0-1-1
at Tex. A&M Int'l	12/08/22	47-60	L	11-8-1	11-4-3	6-2-2	0-0-0	2-0-0	9-0-1	0-0-0
at Tex. A&M-Kingsville	12/10/22	76-61	W	21-14-3	9-7-9	6-4-5	21-0-0	DNP	1-1-1	2-1-0
vs Ga. Southwestern	12/16/22	59-70	L	4-4-2	6-4-3	15-6-3	0-1-1	0-0-0	5-0-1	18-6-0
vs Mont. St. Billings	12/17/22	60-58	W	5-6-2	13-8-3	19-2-3	0-0-1	0-1-0	1-2-0	11-2-0
CAMERON	12/30/22	85-34	W	12-7-2	11-3-4	11-8-4	14-0-0	2-2-1	10-2-0	7-2-1
MIDWESTERN ST.	01/01/23	74-63	W	27-14-4	12-3-8	11-3-0	0-0-0	6-3-0	13-2-1	0-1-0
at Tex. Permian Basin	01/05/23	73-60	W	20-7-0	13-1-5	18-9-3	3-1-0	6-1-0	2-4-0	0-1-0
at Angelo St.	01/07/23	51-53	L	8-7-0	4-7-3	18-12-1	0-1-1	0-0-0	12-2-0	3-0-0
EASTERN N.M.	01/12/23	77-55	W	17-11-3	9-1-7	12-4-4	5-1-1	0-0-0	10-4-1	5-2-0
WESTERN N.M.	01/14/23	67-50	W	14-13-2	4-3-5	9-4-4	5-1-0	2-0-0	8-2-1	4-3-0
at UT Tyler	01/19/23	57-69	L	5-10-1	14-2-5	8-7-3	11-2-4	DNP	13-3-1	0-0-0
at Texas Woman's	01/21/23	69-75	L	11-4-2	11-7-5	14-6-2	2-0-2	0-0-0	18-0-3	4-0-0
at Midwestern St.	01/26/23	61-37	W	12-5-0	6-4-1	2-5-3	5-3-2	3-2-1	11-0-4	0-4-0
at Cameron	01/28/23	68-56	W	23-4-0	8-3-5	4-8-5	9-1-2	DNP	6-1-1	2-0-0

Opponent	Date	Score		23 MCCOY, MART	30 SPURGIN, AU	31 JOHNSON, TI	33 JOHNSON, DE	34 COX, WHITNE	40 SCHUMANN, R
vs Mo. Southern St.	11/05/22	64-65	L	0-1-0	2-0-0	0-1-1	DNP	6-6-1	10-6-0
vs Missouri Western	11/06/22	96-101	L	3-7-0	DNP	DNP	DNP	12-11-1	6-1-0
COLO. CHRISTIAN	11/11/22	85-64	W	5-1-0	5-2-0	0-3-0	4-1-0	8-1-1	8-4-0
CSU PUEBLO	11/12/22	76-58	W	0-2-0	3-1-1	DNP	DNP	4-4-1	2-6-0
at Southwestern Okla.	11/21/22	73-67	W	2-2-0	0-0-0	DNP	DNP	14-5-1	6-6-0
WESTERN COLO.	11/27/22	51-38	W	0-0-1	0-1-0	DNP	DNP	2-1-0	7-8-0
OKLA. CHRISTIAN	12/01/22	88-61	W	4-2-1	5-2-0	3-2-0	1-1-1	7-4-1	5-4-1
ARK.-FORT SMITH	12/03/22	76-49	W	3-1-1	1-3-0	3-0-0	0-2-0	10-5-1	7-6-0
at Tex. A&M Int'l	12/08/22	47-60	L	0-0-1	0-0-0	DNP	DNP	2-7-1	6-10-1
at Tex. A&M-Kingsville	12/10/22	76-61	W	0-2-0	2-0-1	DNP	DNP	6-2-1	8-3-2
vs Ga. Southwestern	12/16/22	59-70	L	0-1-0	3-0-0	DNP	DNP	2-2-1	6-9-0
vs Mont. St. Billings	12/17/22	60-58	W	0-2-0	3-2-0	DNP	DNP	6-3-0	2-3-0
CAMERON	12/30/22	85-34	W	0-5-3	8-4-1	DNP	5-3-2	DNP	5-6-1
MIDWESTERN ST.	01/01/23	74-63	W	0-1-0	0-1-0	DNP	DNP	DNP	5-7-0
at Tex. Permian Basin	01/05/23	73-60	W	6-4-3	DNP	DNP	DNP	DNP	5-2-0
at Angelo St.	01/07/23	51-53	L	2-1-2	4-5-0	DNP	DNP	DNP	0-1-0
EASTERN N.M.	01/12/23	77-55	W	3-0-0	1-0-0	0-2-1	0-0-0	2-0-1	13-2-1
WESTERN N.M.	01/14/23	67-50	W	0-1-0	9-1-0	2-1-0	0-0-0	0-1-0	10-8-0
at UT Tyler	01/19/23	57-69	L	2-2-0	DNP	DNP	DNP	0-1-0	4-6-0
at Texas Woman's	01/21/23	69-75	L	3-0-2	2-1-0	DNP	DNP	DNP	4-6-1
at Midwestern St.	01/26/23	61-37	W	5-5-1	2-3-1	4-2-0	2-0-1	2-2-0	7-4-1
at Cameron	01/28/23	68-56	W	2-6-2	0-0-0	DNP	DNP	DNP	14-6-0

## LCU - INDIVIDUAL GAME HIGHS

Points	36	Grace Foster vs Missouri Western (11/06/22)
	27	Grace Foster vs Midwestern St. (01/01/23)
	25	Grace Foster vs CSU Pueblo (11/12/22)
	23	Grace Foster at Cameron (01/28/23)
	22	Grace Foster at Southwestern Okla. (11/21/22)
Field Goals Made	13	Grace Foster vs Missouri Western (11/06/22)
	8	Grace Foster at Tex. A&M-Kingsville (12/10/22)
	8	Rachel Haase at Tex. A&M-Kingsville (12/10/22)
	8	Maci Maddox vs Okla. Christian (12/01/22)
	8	Grace Foster at Southwestern Okla. (11/21/22)
Field Goal Att.	20	Grace Foster vs Missouri Western (11/06/22)
	20	Grace Foster vs Mo. Southern St. (11/05/22)
FG Pct (min 5 made)	1.000 (5-5)	Reese Schumann vs Eastern N.M. (01/12/23)
	.875 (7-8)	Reese Schumann at Cameron (01/28/23)
3-Point FG Made	4	Shaylee Stovall at Texas Woman's (01/21/23)
	4	Maci Maddox at UT Tyler (01/19/23)
	4	Shaylee Stovall at Angelo St. (01/07/23)
	4	Rachel Haase vs Cameron (12/30/22)
	4	Carl Bostwick vs Ga. Southwestern (12/16/22)
	4	Rachel Haase at Tex. A&M-Kingsville (12/10/22)
	4	Grace Foster vs Missouri Western (11/06/22)
3-Point FG Att.	10	Rachel Haase vs Cameron (12/30/22)
	8	Shaylee Stovall at UT Tyler (01/19/23)
	8	Grace Foster vs Western N.M. (01/14/23)
3-Pt FG Pct (min 2 made)	1.000 (4-4)	Shaylee Stovall at Texas Woman's (01/21/23)
	1.000 (3-3)	Maci Maddox at Texas Woman's (01/21/23)
	1.000 (2-2)	Shaylee Stovall vs Western N.M. (01/14/23)
	1.000 (2-2)	Grace Foster vs Eastern N.M. (01/12/23)
	1.000 (2-2)	Audrey Robertson vs Cameron (12/30/22)
	1.000 (2-2)	Maci Maddox vs Colo. Christian (11/11/22)
Free Throws Made	11	Grace Foster vs Midwestern St. (01/01/23)
	9	Grace Foster at Cameron (01/28/23)
	9	Shaylee Stovall vs Mo. Southern St. (11/05/22)
Free Throw Att.	12	Grace Foster vs Midwestern St. (01/01/23)
	10	Grace Foster at Cameron (01/28/23)
	10	Shaylee Stovall vs Mo. Southern St. (11/05/22)
FT Pct (min 3 made)	1.000 (8-8)	Grace Foster vs CSU Pueblo (11/12/22)
	1.000 (6-6)	Carl Bostwick vs Ga. Southwestern (12/16/22)
	1.000 (6-6)	Shaylee Stovall vs Ark.-Fort Smith (12/03/22)
	1.000 (6-6)	Grace Foster vs Colo. Christian (11/11/22)
	1.000 (6-6)	Grace Foster vs Missouri Western (11/06/22)
	1.000 (5-5)	Grace Foster at Texas Woman's (01/21/23)
	1.000 (5-5)	Carl Bostwick vs Mont. St. Billings (12/17/22)
	1.000 (4-4)	Audrey Robertson at Tex. Permian Basin (01/05/23)
	1.000 (4-4)	Audrey Robertson vs Mont. St. Billings (12/17/22)
	1.000 (4-4)	Grace Foster vs Ga. Southwestern (12/16/22)
	1.000 (4-4)	Grace Foster vs Western Colo. (11/27/22)
	1.000 (4-4)	Taylor Thomas vs Colo. Christian (11/11/22)
	1.000 (4-4)	Deja Johnson vs Colo. Christian (11/11/22)
	1.000 (3-3)	Grace Foster vs Western N.M. (01/14/23)
	1.000 (3-3)	Reese Schumann vs Eastern N.M. (01/12/23)
	1.000 (3-3)	Shaylee Stovall vs Midwestern St. (01/01/23)
	1.000 (3-3)	Maci Maddox at Tex. A&M-Kingsville (12/10/22)
	1.000 (3-3)	Audrey Robertson at Southwestern Okla. (11/21/22)
	1.000 (3-3)	Shaylee Stovall vs CSU Pueblo (11/12/22)
Rebounds	16	Grace Foster at Southwestern Okla. (11/21/22)
	14	Grace Foster vs Midwestern St. (01/01/23)
	14	Grace Foster at Tex. A&M-Kingsville (12/10/22)
Assists	9	Maci Maddox at Tex. A&M-Kingsville (12/10/22)
	8	Maci Maddox vs Midwestern St. (01/01/23)
Steals	5	Maci Maddox at Texas Woman's (01/21/23)
	4	Shaylee Stovall at Tex. Permian Basin (01/05/23)
	4	Audrey Robertson vs Okla. Christian (12/01/22)
	4	Maci Maddox vs Western Colo. (11/27/22)
	4	Audrey Robertson vs Colo. Christian (11/11/22)
	4	Maci Maddox vs Missouri Western (11/06/22)
Blocked Shots	6	Reese Schumann vs Western N.M. (01/14/23)
	5	Reese Schumann vs Colo. Christian (11/11/22)
Turnovers	10	Maci Maddox vs Missouri Western (11/06/22)

## OPPONENT - INDIVIDUAL GAME HIGHS

Points	34	Connie Clarke vs Missouri Western (11/06/22)
	22	Brianna Pena at Tex. A&M-Kingsville (12/10/22)
	21	Martina Machalova at UT Tyler (01/19/23)
	21	Raiana Brown at Tex. A&M Int'l (12/08/22)
	20	Ashley Ingram at Texas Woman's (01/21/23)
	20	Aaliyah Prince vs Ark.-Fort Smith (12/03/22)
Field Goals Made	12	Connie Clarke vs Missouri Western (11/06/22)
	10	Brianna Pena at Tex. A&M-Kingsville (12/10/22)
Field Goal Att.	22	Lacy Stokes vs Mo. Southern St. (11/05/22)
	19	Tayjanna McGhee-Plea at Angelo St. (01/07/23)
	19	Aaliyah Prince vs Ark.-Fort Smith (12/03/22)
	19	Connie Clarke vs Missouri Western (11/06/22)
FG Pct (min 5 made)	.833 (5-6)	Mykaela Moore vs Colo. Christian (11/11/22)
	.800 (8-10)	Ashley Ingram at Texas Woman's (01/21/23)
3-Point FG Made	6	Adysen Wilson at Southwestern Okla. (11/21/22)
	5	Jolicia Williams vs Ga. Southwestern (12/16/22)
3-Point FG Att.	11	Jolicia Williams vs Ga. Southwestern (12/16/22)
	11	Cleao Murray vs Missouri Western (11/06/22)
3-Pt FG Pct (min 2 made)	1.000 (2-2)	Shayla Montague vs Mont. St. Billings (12/17/22)
	1.000 (2-2)	Kate Bradley vs Okla. Christian (12/01/22)
	1.000 (2-2)	Morgan Smith at Southwestern Okla. (11/21/22)
	1.000 (2-2)	Connie Clarke vs Missouri Western (11/06/22)
Free Throws Made	10	Lovisa Hevinder at UT Tyler (01/19/23)
	9	Deja Adrian vs Eastern N.M. (01/12/23)
Free Throw Att.	10	Martina Machalova at UT Tyler (01/19/23)
	10	Lovisa Hevinder at UT Tyler (01/19/23)
	10	Raiana Brown at Tex. A&M Int'l (12/08/22)
	10	Connie Clarke vs Missouri Western (11/06/22)
FT Pct (min 3 made)	1.000 (10-10)	Lovisa Hevinder at UT Tyler (01/19/23)
	1.000 (9-9)	Deja Adrian vs Eastern N.M. (01/12/23)
	1.000 (7-7)	Kathryn Levay vs Ga. Southwestern (12/16/22)
	1.000 (6-6)	Kortney Nelson vs Mont. St. Billings (12/17/22)
	1.000 (6-6)	Evelyn Quiroz at Tex. A&M Int'l (12/08/22)
	1.000 (4-4)	Ngozi Obineke at Texas Woman's (01/21/23)
	1.000 (4-4)	Ashley Ingram at Texas Woman's (01/21/23)
	1.000 (4-4)	Ariyanna Hines at Texas Woman's (01/21/23)
	1.000 (4-4)	Edecia Beck vs Eastern N.M. (01/12/23)
	1.000 (4-4)	Madeline Stephens at Angelo St. (01/07/23)
	1.000 (4-4)	Brooklyn Long vs Okla. Christian (12/01/22)
	1.000 (4-4)	Rachel Cockman vs Western Colo. (11/27/22)
	1.000 (3-3)	Eternity Jackson vs Midwestern St. (01/01/23)
	1.000 (3-3)	Mary Fultz vs Missouri Western (11/06/22)
Rebounds	14	Alena Wilson at Cameron (01/28/23)
	13	Dyamon Griggs vs Midwestern St. (01/01/23)
	13	Madi Stokes vs Mo. Southern St. (11/05/22)
Assists	8	Ava Jones vs Ga. Southwestern (12/16/22)
	8	Lacy Stokes vs Mo. Southern St. (11/05/22)
Steals	6	Sawyer Lloyd at Angelo St. (01/07/23)
	5	Connie Clarke vs Missouri Western (11/06/22)
Blocked Shots	4	Alena Wilson at Cameron (01/28/23)
	4	Yasmine Sifaoui at Midwestern St. (01/26/23)
Turnovers	8	Alena Wilson vs Cameron (12/30/22)
	7	Dyamon Griggs vs Midwestern St. (01/01/23)

## DOUBLE-DOUBLES

Whitney Cox	12 pts, 11 reb; vs Missouri Western, 11/06/22
Grace Foster	16 pts, 11 reb; vs Mo. Southern St., 11/05/22
Grace Foster	25 pts, 11 reb; CSU PUEBLO, 11/12/22
Grace Foster	22 pts, 16 reb; at Southwestern Okla., 11/21/22
Grace Foster	21 pts, 14 reb; at Tex. A&M-Kingsville, 12/10/22
Grace Foster	27 pts, 14 reb; MIDWESTERN ST., 01/01/23
Grace Foster	17 pts, 11 reb; EASTERN N.M., 01/12/23
Grace Foster	14 pts, 13 reb; WESTERN N.M., 01/14/23
Audrey Robertson	18 pts, 12 reb; at Angelo St., 01/07/23

## GAME BY GAME SPECIALTY STATS

Opponent	T/O	2ndCh	Paint	FastB	Bench	Ties	Leads	WL	Score	Leads overcome
Mo. Southern St.	10	15	30	4	13	7	5	L	64-65	lost 7 1st-00:23
Missouri Western	18	12	44	8	14	4	6	L	96-101	lost 4 4th-02:34
Colo. Christian	28	10	32	15	38	0	2	W	85-64	trailed by 9 1st-05:49
CSU Pueblo	15	5	34	4	11	2	2	W	76-58	trailed by 2 1st-02:21
Southwestern Okla.	7	12	36	11	19	2	3	W	73-67	trailed by 11 2nd-06:37
Western Colo.	20	2	22	9	9	4	2	W	51-38	trailed by 6 1st-03:15
Okla. Christian	30	15	36	10	31	6	1	W	88-61	trailed by 2 1st-09:18
Ark.-Fort Smith	18	6	30	1	19	0	0	W	76-49	
Tex. A&M Int'l	16	4	22	13	8	1	2	L	47-60	lost 1 2nd-03:31
Tex. A&M-Kingsville	6	4	40	9	33	1	1	W	76-61	trailed by 2 1st-08:15
Ga. Southwestern	9	7	24	4	27	1	2	L	59-70	lost 7 1st-04:01
Mont. St. Billings	9	5	32	5	16	0	1	W	60-58	trailed by 1 3rd-05:27
Cameron	19	13	36	6	34	0	0	W	85-34	
Midwestern St.	19	10	32	14	6	0	2	W	74-63	trailed by 1 2nd-08:04
Tex. Permian Basin	19	6	30	15	20	0	3	W	73-60	trailed by 1 1st-09:17
Angelo St.	18	10	22	7	7	1	3	L	51-53	lost 9 3rd-06:56
Eastern N.M.	21	2	32	6	27	0	1	W	77-55	trailed by 1 2nd-03:01
Western N.M.	10	8	32	11	32	4	2	W	67-50	trailed by 4 1st-08:27
UT Tyler	16	6	12	12	15	1	3	L	57-69	lost 16 3rd-07:26
Texas Woman's	17	15	26	10	12	1	1	L	69-75	lost 4 3rd-01:02
Midwestern St.	13	15	26	4	25	0	2	W	61-37	trailed by 4 1st-04:39
Cameron	4	10	28	0	25	0	1	W	68-56	trailed by 3 1st-07:19
Totals	342	192	658	178	441	35	45			
Average/Game	15.5	8.7	29.9	8.1	20.0	1.6	2.0			
Opponent	277	250	592	133	409	36	40			
Average/Game	12.6	11.4	26.9	6.0	18.6	1.6	1.8			

## LCU - TEAM GAME HIGHS

POINTS	96	vs Missouri Western (11/06/22)
	88	OKLA. CHRISTIAN (12/01/22)
	85	CAMERON (12/30/22)
	85	COLO. CHRISTIAN (11/11/22)
	77	EASTERN N.M. (01/12/23)
FIELD GOALS MADE	31	CAMERON (12/30/22)
	31	vs Missouri Western (11/06/22)
FIELD GOAL ATTEMPTS	66	CAMERON (12/30/22)
	63	vs Missouri Western (11/06/22)
FIELD GOAL PERCENTAGE	.604 (29-48)	EASTERN N.M. (01/12/23)
	.536 (30-56)	at Tex. A&M-Kingsville (12/10/22)
3 PT FIELD GOALS MADE	11	at UT Tyler (01/19/23)
	11	CAMERON (12/30/22)
3 PT FG ATTEMPTS	30	at UT Tyler (01/19/23)
	29	CAMERON (12/30/22)
3 PT FG PERCENTAGE	.600 (6-10)	CSU PUEBLO (11/12/22)
	.500 (10-20)	at Texas Woman's (01/21/23)
FREE THROWS MADE	29	vs Missouri Western (11/06/22)
	26	COLO. CHRISTIAN (11/11/22)
FREE THROW ATTEMPTS	34	OKLA. CHRISTIAN (12/01/22)
	33	vs Missouri Western (11/06/22)
FREE THROW PERCENTAGE	1.000 (6-6)	at UT Tyler (01/19/23)
	.882 (15-17)	vs Ga. Southwestern (12/16/22)
REBOUNDS	48	CAMERON (12/30/22)
	46	vs Mo. Southern St. (11/05/22)
ASSISTS	22	at Tex. A&M-Kingsville (12/10/22)
	21	at Southwestern Okla. (11/21/22)
STEALS	14	OKLA. CHRISTIAN (12/01/22)
	13	COLO. CHRISTIAN (11/11/22)
BLOCKED SHOTS	8	WESTERN N.M. (01/14/23)
	7	at Southwestern Okla. (11/21/22)
TURNOVERS	25	at UT Tyler (01/19/23)
	22	at Tex. A&M Int'l (12/08/22)
	22	CSU PUEBLO (11/12/22)
FOULS	24	at Tex. Permian Basin (01/05/23)
	24	OKLA. CHRISTIAN (12/01/22)

## LCU - TEAM GAME LOWS

POINTS	47	at Tex. A&M Int'l (12/08/22)
	51	WESTERN COLO. (11/27/22)
	51	at Angelo St. (01/07/23)
	57	at UT Tyler (01/19/23)
	59	vs Ga. Southwestern (12/16/22)
FIELD GOALS MADE	16	WESTERN COLO. (11/27/22)
	18	at Tex. A&M Int'l (12/08/22)
	18	at Angelo St. (01/07/23)
FIELD GOAL ATTEMPTS	46	at Tex. Permian Basin (01/05/23)
	47	CSU PUEBLO (11/12/22)
FIELD GOAL PERCENTAGE	.295 (18-61)	at Angelo St. (01/07/23)
	.321 (18-56)	at Tex. A&M Int'l (12/08/22)
3 PT FIELD GOALS MADE	3	vs Mo. Southern St. (11/05/22)
	3	WESTERN COLO. (11/27/22)
	3	vs Mont. St. Billings (12/17/22)
3 PT FG ATTEMPTS	9	vs Mo. Southern St. (11/05/22)
	10	CSU PUEBLO (11/12/22)
3 PT FG PERCENTAGE	.214 (3-14)	WESTERN COLO. (11/27/22)
	.222 (4-18)	WESTERN N.M. (01/14/23)
FREE THROWS MADE	6	at Tex. A&M Int'l (12/08/22)
	6	at UT Tyler (01/19/23)
FREE THROW ATTEMPTS	6	at UT Tyler (01/19/23)
	11	at Angelo St. (01/07/23)
FREE THROW PERCENTAGE	.500 (6-12)	at Tex. A&M Int'l (12/08/22)
	.571 (8-14)	at Southwestern Okla. (11/21/22)
REBOUNDS	29	at Texas Woman's (01/21/23)
	31	at Tex. A&M Int'l (12/08/22)
	31	EASTERN N.M. (01/12/23)
ASSISTS	6	WESTERN COLO. (11/27/22)
	7	at Angelo St. (01/07/23)
STEALS	1	at Midwestern St. (01/26/23)
	2	at Tex. A&M-Kingsville (12/10/22)
	2	vs Ga. Southwestern (12/16/22)
BLOCKED SHOTS	0	at UT Tyler (01/19/23)
	1	ARK.-FORT SMITH (12/03/22)
	1	vs Mont. St. Billings (12/17/22)
	1	at Cameron (01/28/23)
TURNOVERS	7	at Cameron (01/28/23)
	9	WESTERN N.M. (01/14/23)
FOULS	8	CAMERON (12/30/22)
	8	at Cameron (01/28/23)

## LCU OPPONENT - TEAM GAME HIGHS

POINTS	101	vs Missouri Western (11/06/22)
	75	at Texas Woman's (01/21/23)
	70	vs Ga. Southwestern (12/16/22)
	69	at UT Tyler (01/19/23)
	67	at Southwestern Okla. (11/21/22)
FIELD GOALS MADE	36	vs Missouri Western (11/06/22)
	27	at Texas Woman's (01/21/23)
	27	vs Ga. Southwestern (12/16/22)
FIELD GOAL ATTEMPTS	76	vs Mo. Southern St. (11/05/22)
	75	vs Missouri Western (11/06/22)
FIELD GOAL PERCENTAGE	.519 (27-52)	at Texas Woman's (01/21/23)
	.480 (36-75)	vs Missouri Western (11/06/22)
3 PT FIELD GOALS MADE	9	at Southwestern Okla. (11/21/22)
	9	vs Missouri Western (11/06/22)
3 PT FG ATTEMPTS	28	vs Missouri Western (11/06/22)
	27	vs Mo. Southern St. (11/05/22)
3 PT FG PERCENTAGE	.455 (5-11)	at Tex. A&M Int'l (12/08/22)
	.375 (3-8)	OKLA. CHRISTIAN (12/01/22)
FREE THROWS MADE	22	OKLA. CHRISTIAN (12/01/22)
	20	at UT Tyler (01/19/23)
	20	vs Missouri Western (11/06/22)
FREE THROW ATTEMPTS	40	OKLA. CHRISTIAN (12/01/22)
	26	at UT Tyler (01/19/23)
	26	at Tex. Permian Basin (01/05/23)
	26	vs Missouri Western (11/06/22)
FREE THROW PERCENTAGE	1.000 (19-19)	at Texas Woman's (01/21/23)
	.941 (16-17)	EASTERN N.M. (01/12/23)
REBOUNDS	46	vs Mo. Southern St. (11/05/22)
	45	COLO. CHRISTIAN (11/11/22)
ASSISTS	17	at Cameron (01/28/23)
	16	at Southwestern Okla. (11/21/22)
STEALS	14	COLO. CHRISTIAN (11/11/22)
	12	at Tex. Permian Basin (01/05/23)
BLOCKED SHOTS	8	at Texas Woman's (01/21/23)
	7	at Midwestern St. (01/26/23)
	7	at Tex. A&M Int'l (12/08/22)
TURNOVERS	25	OKLA. CHRISTIAN (12/01/22)
	23	CAMERON (12/30/22)
FOULS	26	vs Missouri Western (11/06/22)
	25	at Tex. Permian Basin (01/05/23)
	25	OKLA. CHRISTIAN (12/01/22)

## LCU OPPONENT - TEAM GAME LOWS

POINTS	34	CAMERON (12/30/22)
	37	at Midwestern St. (01/26/23)
	38	WESTERN COLO. (11/27/22)
	49	ARK.-FORT SMITH (12/03/22)
	50	WESTERN N.M. (01/14/23)
FIELD GOALS MADE	11	at Midwestern St. (01/26/23)
	12	WESTERN COLO. (11/27/22)
FIELD GOAL ATTEMPTS	44	OKLA. CHRISTIAN (12/01/22)
	46	WESTERN COLO. (11/27/22)
FIELD GOAL PERCENTAGE	.204 (11-54)	at Midwestern St. (01/26/23)
	.250 (14-56)	CAMERON (12/30/22)
3 PT FIELD GOALS MADE	1	at Midwestern St. (01/26/23)
	2	ARK.-FORT SMITH (12/03/22)
	2	MIDWESTERN ST. (01/01/23)
	2	at Angelo St. (01/07/23)
	2	WESTERN N.M. (01/14/23)
	2	at Texas Woman's (01/21/23)
3 PT FG ATTEMPTS	6	MIDWESTERN ST. (01/01/23)
	8	OKLA. CHRISTIAN (12/01/22)
3 PT FG PERCENTAGE	.071 (1-14)	at Midwestern St. (01/26/23)
	.120 (3-25)	at Tex. Permian Basin (01/05/23)
FREE THROWS MADE	3	at Tex. A&M-Kingsville (12/10/22)
	3	CAMERON (12/30/22)
FREE THROW ATTEMPTS	5	CAMERON (12/30/22)
	8	at Southwestern Okla. (11/21/22)
	8	at Tex. A&M-Kingsville (12/10/22)
FREE THROW PERCENTAGE	.375 (3-8)	at Tex. A&M-Kingsville (12/10/22)
	.550 (22-40)	OKLA. CHRISTIAN (12/01/22)
REBOUNDS	27	CSU PUEBLO (11/12/22)
	28	at Texas Woman's (01/21/23)
ASSISTS	3	CAMERON (12/30/22)
	4	at Midwestern St. (01/26/23)
STEALS	0	vs Mont. St. Billings (12/17/22)
	3	WESTERN N.M. (01/14/23)
	3	at Cameron (01/28/23)
BLOCKED SHOTS	0	ARK.-FORT SMITH (12/03/22)
	0	at Tex. Permian Basin (01/05/23)
	0	EASTERN N.M. (01/12/23)
TURNOVERS	6	at Tex. A&M-Kingsville (12/10/22)
	7	at Cameron (01/28/23)
FOULS	9	at Tex. A&M-Kingsville (12/10/22)
	10	at Cameron (01/28/23)



# LUBBOCK CHRISTIAN UNIVERSITY WOMEN'S BASKETBALL GAME NOTES

Lubbock Christian Overall/Conference Statistics (as of Feb 01, 2023)

## All games

SUMMARY	Overall Statistics										Conference Statistics									
	gp-gs	min/g	fg%	3fg%	ft%	r/g	a/g	stl	blk	pts/g	gp-gs	min/g	fg%	3fg%	ft%	r/g	a/g	stl	blk	pts/g
Grace Foster	22-22	31.0	.427	.402	.899	8.8	1.8	11	20	14.9	14-14	30.2	.457	.370	.859	8.4	1.6	8	14	14.5
Maci Maddox	22-22	35.8	.408	.339	.788	3.6	4.7	46	2	10.2	14-14	34.8	.400	.375	.889	3.6	5.0	27	2	9.9
Audrey Robertson	22-22	31.7	.466	.292	.802	5.5	3.1	32	5	11.0	14-14	30.6	.450	.333	.750	5.6	2.9	21	3	9.9
Rachel Haase	20-0	13.0	.356	.361	.714	1.1	1.0	5	3	5.2	14-0	13.1	.367	.345	1.000	1.0	1.0	5	2	5.7
Taylor Thomas	19-0	8.4	.455	.000	.895	1.0	0.3	8	3	2.5	11-0	8.5	.500	.000	.917	0.9	0.3	5	2	2.6
Shaylee Stovall	22-22	27.9	.458	.427	.800	1.3	1.0	14	0	8.6	14-14	28.3	.523	.500	.857	1.5	1.1	12	0	10.1
Carli Bostwick	16-2	10.8	.345	.185	.667	1.6	0.1	5	0	3.8	14-2	9.3	.295	.050	.385	1.3	0.1	4	0	2.3
Martie McCoy	22-5	11.7	.302	.357	.692	2.1	0.8	4	3	1.8	14-5	12.7	.294	.333	.667	2.1	1.1	4	2	2.1
Audrey Spurgin	19-0	7.0	.357	.000	.667	1.4	0.2	2	3	2.6	12-0	7.1	.345	.000	.778	1.7	0.3	1	3	2.8
Tia Johnson	7-0	4.7	.357	.167	1.000	1.6	0.3	2	0	1.7	5-0	4.8	.417	.200	1.000	1.4	0.2	1	0	2.4
Deja Johnson	7-0	6.0	.429	.250	.833	1.0	0.6	3	0	1.7	6-0	5.8	.500	.333	.500	1.0	0.7	2	0	1.3
Whitney Cox	16-14	13.4	.494	.000	.438	3.4	0.7	5	7	5.2	8-6	11.5	.414	.000	.417	2.8	0.6	0	3	3.6
Reese Schumann	22-1	17.0	.600	.000	.578	5.2	0.4	11	31	6.4	14-1	17.4	.603	.000	.607	5.1	0.6	7	18	6.6
Totals	22		.433	.347	.770	38.0	13.9	148	77	69.7	14		.435	.352	.758	37.2	14.6	97	49	69.2
Opponent	22		.355	.248	.730	36.2	10.1	166	72	59.3	14		.346	.217	.705	36.3	9.1	103	48	55.9

SCORING	Overall Statistics										Conference Statistics									
	fg-fga	fg%	3fg-fga	3fg%	ft-fa	ft%	pts	pts/g	fg-fga	fg%	3fg-fga	3fg%	ft-fa	ft%	pts	pts/g	fg-fga	fg%	3fg-fga	3fg%
Grace Foster	103-241	.427	33-82	.402	89-99	.899	328	14.9	64-140	.457	20-54	.370	55-64	.859	203	14.5	64-140	.457	20-54	.370
Maci Maddox	89-218	.408	20-59	.339	26-33	.788	224	10.2	54-135	.400	15-40	.375	16-18	.889	139	9.9	54-135	.400	15-40	.375
Audrey Robertson	82-176	.466	14-48	.292	65-81	.802	243	11.0	49-109	.450	11-33	.333	30-40	.750	139	9.9	49-109	.450	11-33	.333
Rachel Haase	36-101	.356	26-72	.361	5-7	.714	103	5.2	29-79	.367	19-55	.345	3-3	1.000	80	5.7	29-79	.367	19-55	.345
Taylor Thomas	15-33	.455	0-7	.000	17-19	.895	47	2.5	9-18	.500	0-5	.000	11-12	.917	29	2.6	9-18	.500	0-5	.000
Shaylee Stovall	55-120	.458	32-75	.427	48-60	.800	190	8.6	45-86	.523	27-54	.500	24-28	.857	141	10.1	45-86	.523	27-54	.500
Carli Bostwick	20-58	.345	5-27	.185	16-24	.667	61	3.8	13-44	.295	1-20	.050	5-13	.385	32	2.3	13-44	.295	1-20	.050
Martie McCoy	13-43	.302	5-14	.357	9-13	.692	40	1.8	10-34	.294	4-12	.333	6-9	.667	30	2.1	10-34	.294	4-12	.333
Audrey Spurgin	15-42	.357	0-1	.000	20-30	.667	50	2.6	10-29	.345	0-0	.000	14-18	.778	34	2.8	10-29	.345	0-0	.000
Tia Johnson	5-14	.357	1-6	.167	1-1	1.000	12	1.7	5-12	.417	1-5	.200	1-1	1.000	12	2.4	5-12	.417	1-5	.200
Deja Johnson	3-7	.429	1-4	.250	5-6	.833	12	1.7	3-6	.500	1-3	.333	1-2	.500	8	1.3	3-6	.500	1-3	.333
Whitney Cox	38-77	.494	0-0	.000	7-16	.438	83	5.2	12-29	.414	0-0	.000	5-12	.417	29	3.6	12-29	.414	0-0	.000
Reese Schumann	57-95	.600	0-0	.000	26-45	.578	140	6.4	38-63	.603	0-0	.000	17-28	.607	93	6.6	38-63	.603	0-0	.000
Totals	531-1225	.433	137-395	.347	334-434	.770	1533	69.7	341-784	.435	99-281	.352	188-248	.758	969	69.2	341-784	.435	99-281	.352
Opponent	469-1322	.355	95-383	.248	271-371	.730	1304	59.3	280-810	.346	44-203	.217	179-254	.705	783	55.9	280-810	.346	44-203	.217

TOTALS	Overall Statistics										Conference Statistics									
	o-reb	d-reb	total	pf	fo	a	to	a/to	hi	pts	o-reb	d-reb	total	pf	fo	a	to	a/to	hi	pts
Grace Foster	32	162	194	46	1	40	54	0.7	36	328	17	101	118	27	1	23	36	0.6	27	328
Maci Maddox	9	71	80	26	0	103	67	1.5	19	224	7	43	50	13	0	70	41	1.7	19	224
Audrey Robertson	29	92	121	37	1	68	56	1.2	19	243	14	65	79	26	1	41	32	1.3	18	243
Rachel Haase	6	15	21	13	0	19	13	1.5	21	103	2	12	14	10	0	14	5	2.8	21	103
Taylor Thomas	0	19	19	23	0	5	18	0.3	8	47	0	10	10	15	0	3	11	0.3	8	47
Shaylee Stovall	2	27	29	29	0	23	28	0.8	18	190	0	21	21	16	0	15	19	0.8	18	190
Carli Bostwick	1	25	26	14	0	2	10	0.2	18	61	1	17	18	10	0	2	8	0.3	7	61
Martie McCoy	8	38	46	40	0	17	11	1.5	6	40	6	24	30	27	0	16	7	2.3	6	40
Audrey Spurgin	11	15	26	24	0	4	9	0.4	9	50	8	12	20	15	0	3	7	0.4	9	50
Tia Johnson	2	9	11	7	0	2	2	1.0	4	12	1	6	7	7	0	1	0	0.0	4	12
Deja Johnson	2	5	7	3	0	4	2	2.0	5	12	1	5	6	3	0	4	2	2.0	5	12
Whitney Cox	8	47	55	31	1	11	14	0.8	14	83	3	19	22	14	0	5	9	0.6	10	83
Reese Schumann	41	73	114	59	1	8	32	0.3	14	140	27	44	71	40	1	8	20	0.4	14	140
Totals	184	652	836	352	4	306	332	0.9	96	1533	110	411	521	223	3	205	208	1.0	88	1533
Opponent	248	548	796	384	7	222	314	0.7	101	1304	156	352	508	229	3	127	208	0.6	75	1304

Lubbock Christian Season/Career Statistics (as of Feb 01, 2023)

## All games

### SEASON STATISTICS

### CAREER STATISTICS

SUMMARY	gp-gs	min/g	fg%	3fg%	ft%	r/g	a/g	stl	blk	pts/g	gp-gs	min/g	fg%	3fg%	ft%	r/g	a/g	stl	blk	pts/g
Grace Foster	22-22	31.0	.427	.402	.899	8.8	1.8	11	20	14.9	56-22	21.6	.460	.368	.865	5.4	1.2	22	48	10.4
Maci Maddox	22-22	35.8	.408	.339	.788	3.6	4.7	46	2	10.2	67-22	18.4	.421	.379	.837	1.5	2.0	75	3	4.9
Audrey Robertson	22-22	31.7	.466	.292	.802	5.5	3.1	32	5	11.0	76-24	18.9	.435	.263	.782	2.5	1.5	66	11	5.6
Rachel Haase	20-0	13.0	.356	.361	.714	1.1	1.0	5	3	5.2	27-0	10.6	.349	.365	.714	0.8	0.8	5	3	3.9
Taylor Thomas	19-0	8.4	.455	.000	.895	1.0	0.3	8	3	2.5	19-0	8.4	.455	.000	.895	1.0	0.3	8	3	2.5
Shaylee Stovall	22-22	27.9	.458	.427	.800	1.3	1.0	14	0	8.6	65-23	13.7	.436	.436	.811	0.8	0.6	23	0	3.8
Carli Bostwick	16-2	10.8	.345	.185	.667	1.6	0.1	5	0	3.8	30-2	8.0	.361	.188	.714	1.1	0.1	7	0	2.8
Martie McCoy	22-5	11.7	.302	.357	.692	2.1	0.8	4	3	1.8	22-5	11.7	.302	.357	.692	2.1	0.8	4	3	1.8
Audrey Spurgin	19-0	7.0	.357	.000	.667	1.4	0.2	2	3	2.6	33-0	6.0	.322	.000	.667	1.2	0.1	4	4	2.1
Tia Johnson	7-0	4.7	.357	.167	1.000	1.6	0.3	2	0	1.7	7-0	4.7	.357	.167	1.000	1.6	0.3	2	0	1.7
Deja Johnson	7-0	6.0	.429	.250	.833	1.0	0.6	3	0	1.7	7-0	6.0	.429	.250	.833	1.0	0.6	3	0	1.7
Whitney Cox	16-14	13.4	.494	.000	.438	3.4	0.7	5	7	5.2	79-14	8.5	.396	.000	.492	2.0	0.4	21	39	2.4
Reese Schumann	22-1	17.0	.600	.000	.578	5.2	0.4	11	31	6.4	34-1	12.9	.579	.000	.569	4.0	0.2	11	33	4.5
SCORING	fg-fga	fg%	3fg-fga	3fg%	ft-fa	ft%	pts	pts/g	fg-fga	fg%	3fg-fga	3fg%	ft-fa	ft%	pts	pts/g				
Grace Foster	103-241	.427	33-82	.402	89-99	.899	328	14.9	197-428	.460	56-152	.368	134-155	.865	584	10.4				
Maci Maddox	89-218	.408	20-59	.339	26-33	.788	224	10.2	128-304	.421	33-87	.379	36-43	.837	325	4.9				
Audrey Robertson	82-176	.466	14-48	.292	65-81	.802	243	11.0	145-333	.435	26-99	.263	111-142	.782	427	5.6				
Rachel Haase	36-101	.356	26-72	.361	5-7	.714	103	5.2	37-106	.349	27-74	.365	5-7	.714	106	3.9				
Taylor Thomas	15-33	.455	0-7	.000	17-19	.895	47	2.5	15-33	.455	0-7	.000	17-19	.895	47	2.5				
Shaylee Stovall	55-120	.458	32-75	.427	48-60	.800	190	8.6	71-163	.436	44-101	.436	60-74	.811	246	3.8				
Carli Bostwick	20-58	.345	5-27	.185	16-24	.667	61	3.8	26-72	.361	6-32	.188	25-35	.714	83	2.8				
Martie McCoy	13-43	.302	5-14	.357	9-13	.692	40	1.8	13-43	.302	5-14	.357	9-13	.692	40	1.8				
Audrey Spurgin	15-42	.357	0-1	.000	20-30	.667	50	2.6	19-59	.322	0-1	.000	30-45	.667	68	2.1				
Tia Johnson	5-14	.357	1-6	.167	1-1	1.000	12	1.7	5-14	.357	1-6	.167	1-1	1.000	12	1.7				
Deja Johnson	3-7	.429	1-4	.250	5-6	.833	12	1.7	3-7	.429	1-4	.250	5-6	.833	12	1.7				
Whitney Cox	38-77	.494	0-0	.000	7-16	.438	83	5.2	80-202	.396	0-7	.000	29-59	.492	189	2.4				
Reese Schumann	57-95	.600	0-0	.000	26-45	.578	140	6.4	62-107	.579	0-0	.000	29-51	.569	153	4.5				
TOTALS	o-reb	d-reb	t-reb	pf	fo	ast	to	a/to	o-reb	d-reb	t-reb	pf	fo	ast	to	a/to				
Grace Foster	32	162	194	46	1	40	54	0.7	61	244	305	99	2	65	95	0.7				
Maci Maddox	9	71	80	26	0	103	67	1.5	14	88	102	39	0	131	89	1.5				
Audrey Robertson	29	92	121	37	1	68	56	1.2	66	124	190	99	1	114	95	1.2				
Rachel Haase	6	15	21	13	0	19	13	1.5	6	16	22	15	0	21	16	1.3				
Taylor Thomas	0	19	19	23	0	5	18	0.3	0	19	19	23	0	5	18	0.3				
Shaylee Stovall	2	27	29	29	0	23	28	0.8	5	45	50	49	0	40	39	1.0				
Carli Bostwick	1	25	26	14	0	2	10	0.2	1	31	32	17	0	4	16	0.3				
Martie McCoy	8	38	46	24	0	17	11	1.5	8	38	46	40	0	17	11	1.5				
Audrey Spurgin	11	15	26	24	0	4	9	0.4	12	28	40	38	0	4	18	0.2				
Tia Johnson	2	9	11	7	0	2	2	1.0	2	9	11	7	0	2	2	1.0				
Deja Johnson	2	5	7	3	0	4	2	2.0	2	5	7	3	0	4	2	2.0				
Whitney Cox	8	47	55	31	1	11	14	0.8	26	131	157	90	1	34	41	0.8				
Reese Schumann	41	73	114	59	1	8	32	0.3	50	86	136	68	1	8	35	0.2				

## CAREER STATISTICS

## BOSTWICK, Carli

				Field Goals		3-Point		F-Throws		Rebounds										Scoring	
SEASON	TEAM	GP-GS	MIN/AVG	FG-FGA	FG%	3FG-3FGA	3FG%	FT-FTA	FT%	OFF	DEF	TOT	AVG	PF-FO	A	TO	BLK	STL		PTS	AVG
2021-22	LCU	14-0	69/4.9	6-14	.429	1-5	.200	9-11	.818	0	6	6	0.4	3-0	2	6	0	2		22	1.6
2022-23	LCU	16-2	171/10.7	20-58	.345	5-27	.185	16-24	.667	1	25	26	1.6	14-0	2	10	0	5		61	3.8
TOTAL		30-2	240/8.0	26-72	.361	6-32	.188	25-35	.714	1	31	32	1.1	17-0	4	16	0	7		83	2.8

## Single Game Highs

Statistic	Value	
Points	18	vs Ga. Southwestern 12/16/22
Rebounds	6	vs Ga. Southwestern 12/16/22
Assists	1	4 times
Steals	1	7 times
FG Made	4	vs Ga. Southwestern 12/16/22
FG Attempts	13	vs Cameron 12/30/22
3FG Made	4	vs Ga. Southwestern 12/16/22
3FG Attempts	6	vs Cameron 12/30/22
FT Made	6	vs Ga. Southwestern 12/16/22
FT Attempts	6	vs Ga. Southwestern 12/16/22

## COX, Whitney

				Field Goals		3-Point		F-Throws		Rebounds										Scoring	
SEASON	TEAM	GP-GS	MIN/AVG	FG-FGA	FG%	3FG-3FGA	3FG%	FT-FTA	FT%	OFF	DEF	TOT	AVG	PF-FO	A	TO	BLK	STL		PTS	AVG
2019-20	LCU	15-0	107/7.1	8-32	.250	0-5	.000	5-8	.625	5	21	26	1.7	13-0	3	3	9	3		21	1.4
2020-21	LCU	18-0	161/9.0	14-43	.326	0-1	.000	5-13	.385	4	35	39	2.2	18-0	6	8	13	6		33	1.8
2021-22	LCU	31-0	188/6.0	20-51	.392	0-1	.000	12-22	.545	9	28	37	1.2	28-0	14	16	10	7		52	1.7
2022-23	LCU	16-14	214/13.4	39-78	.500	0-0	.000	7-16	.438	8	47	55	3.4	31-1	11	14	7	5		85	5.3
TOTAL		80-14	670/8.4	81-204	.397	0-7	.000	29-59	.492	26	131	157	2.0	90-1	34	41	39	21		191	2.4

## Single Game Highs

Statistic	Value	
Points	14	at Southwestern Okla. 11/21/22
Rebounds	11	vs Missouri Western 11/06/22
Assists	2	at Western N.M. 12/11/21, vs Midwestern St. 02/03/22, vs Texas Woman's 02/05/22
Steals	2	vs Western N.M. 02/11/21, vs Tex. A&M-Commerce 03/12/22, vs CSU Pueblo 11/12/22
Blocks	3	vs Tex. A&M Int'l 01/23/21, vs St. Mary's (TX) 12/11/20, vs Angelo St. 01/16/21
FG Made	7	at Southwestern Okla. 11/21/22
FG Attempts	11	vs Missouri Western 11/06/22
3FG Attempts	1	7 times
FT Made	5	vs Okla. Christian 12/01/22
FT Attempts	8	vs Okla. Christian 12/01/22

**FOSTER, Grace**

				Field Goals		3-Point		F-Throws		Rebounds										Scoring	
SEASON	TEAM	GP-GS	MIN/AVG	FG-FGA	FG%	3FG-3FGA	3FG%	FT-FTA	FT%	OFF	DEF	TOT	AVG	PF-FO	A	TO	BLK	STL	PTS	AVG	
2021-22	LCU	35-0	549/15.7	95-189	.503	23-70	.329	46-57	.807	29	85	114	3.3	57-1	25	41	28	11	259	7.4	
2022-23	LCU	22-22	686/31.2	103-241	.427	33-82	.402	89-99	.899	32	162	194	8.8	46-1	40	54	20	11	328	14.9	
TOTAL		57-22	1234/21.7	198-430	.460	56-152	.368	135-156	.865	61	247	308	5.4	103-2	65	95	48	22	587	10.3	

**Single Game Highs**

Statistic	Value	
Points	36	vs Missouri Western 11/06/22
Rebounds	16	at Southwestern Okla. 11/21/22
Assists	6	at Southwestern Okla. 11/21/22
Steals	2	4 times
Blocks	6	at Tex. A&M-Commerce 01/13/22
FG Made	13	vs Missouri Western 11/06/22
FG Attempts	20	vs Mo. Southern St. 11/05/22, vs Missouri Western 11/06/22
3FG Made	4	vs Missouri Western 11/06/22
3FG Attempts	8	vs Western N.M. 01/14/23
FT Made	11	vs Midwestern St. 01/01/23
FT Attempts	12	vs Midwestern St. 01/01/23

**HAASE, Rachel**

				Field Goals		3-Point		F-Throws		Rebounds								Scoring		
SEASON	TEAM	GP-GS	MIN/AVG	FG-FGA	FG%	3FG-3FGA	3FG%	FT-FTA	FT%	OFF	DEF	TOT	AVG	PF-FO	A	TO	BLK	STL	PTS	AVG
2021-22	LCU	7-0	29/4.1	1-5	.200	1-2	.500	0-0	.000	0	1	1	0.1	2-0	2	3	0	0	3	0.4
2022-23	LCU	20-0	261/13.0	36-101	.356	26-72	.361	5-7	.714	6	15	21	1.1	13-0	19	13	3	5	103	5.2
TOTAL		27-0	290/10.7	37-106	.349	27-74	.365	5-7	.714	6	16	22	0.8	15-0	21	16	3	5	106	3.9

**Single Game Highs**

Statistic	Value	
Points	21	at Tex. A&M-Kingsville 12/10/22
Rebounds	4	vs CSU Pueblo 11/12/22
Assists	4	at UT Tyler 01/19/23
Steals	1	5 times
Blocks	1	at Southwestern Okla. 11/21/22, vs Okla. Christian 12/01/22, at Midwestern St. 01/26/23
FG Made	8	at Tex. A&M-Kingsville 12/10/22
FG Attempts	12	vs Cameron 12/30/22
3FG Made	4	at Tex. A&M-Kingsville 12/10/22, vs Cameron 12/30/22
3FG Attempts	10	vs Cameron 12/30/22
FT Made	2	vs Ark.-Fort Smith 12/03/22
FT Attempts	2	vs CSU Pueblo 11/12/22, vs Colo. Christian 11/11/22, vs Ark.-Fort Smith 12/03/22

**JOHNSON, Deja**

				Field Goals		3-Point		F-Throws		Rebounds									Scoring	
SEASON	TEAM	GP-GS	MIN/AVG	FG-FGA	FG%	3FG-3FGA	3FG%	FT-FTA	FT%	OFF	DEF	TOT	AVG	PF-FO	A	TO	BLK	STL	PTS	AVG
2022-23	LCU	7-0	43/6.2	2-6	.333	1-4	.250	5-6	.833	2	5	7	1.0	3-0	4	2	0	3	10	1.4
TOTAL		7-0	43/6.2	2-6	.333	1-4	.250	5-6	.833	2	5	7	1.0	3-0	4	2	0	3	10	1.4

**Single Game Highs**

Statistic	Value	
Points	5	vs Cameron 12/30/22
Rebounds	3	vs Cameron 12/30/22
Assists	2	vs Cameron 12/30/22
Steals	1	vs Okla. Christian 12/01/22, vs Colo. Christian 11/11/22, vs Ark.-Fort Smith 12/03/22
FG Made	2	vs Cameron 12/30/22
FG Attempts	4	vs Cameron 12/30/22
3FG Made	1	vs Cameron 12/30/22
3FG Attempts	3	vs Cameron 12/30/22
FT Made	4	vs Colo. Christian 11/11/22
FT Attempts	4	vs Colo. Christian 11/11/22



**LUBBOCK CHRISTIAN UNIVERSITY WOMEN'S BASKETBALL GAME NOTES**
**JOHNSON, Tia**

				Field Goals		3-Point		F-Throws		Rebounds									Scoring	
SEASON	TEAM	GP-GS	MIN/AVG	FG-FGA	FG%	3FG-3FGA	3FG%	FT-FTA	FT%	OFF	DEF	TOT	AVG	PF-FO	A	TO	BLK	STL	PTS	AVG
2022-23	LCU	7-0	33/4.8	5-14	.357	1-6	.167	1-1	1.000	2	9	11	1.6	7-0	2	2	0	2	12	1.7
TOTAL		7-0	33/4.8	5-14	.357	1-6	.167	1-1	1.000	2	9	11	1.6	7-0	2	2	0	2	12	1.7

**Single Game Highs**

Statistic	Value	
Points	4	at Midwestern St. 01/26/23
Rebounds	3	vs Colo. Christian 11/11/22
Assists	1	vs Mo. Southern St. 11/05/22, vs Eastern N.M. 01/12/23
Steals	1	vs Okla. Christian 12/01/22, vs Colo. Christian 11/11/22
FG Made	2	at Midwestern St. 01/26/23
FG Attempts	5	at Midwestern St. 01/26/23
3FG Made	1	vs Ark.-Fort Smith 12/03/22
3FG Attempts	2	vs Ark.-Fort Smith 12/03/22
FT Made	1	vs Okla. Christian 12/01/22
FT Attempts	1	vs Okla. Christian 12/01/22

**MADDUX, Maci**

				Field Goals		3-Point		F-Throws		Rebounds								Scoring		
SEASON	TEAM	GP-GS	MIN/AVG	FG-FGA	FG%	3FG-3FGA	3FG%	FT-FTA	FT%	OFF	DEF	TOT	AVG	PF-FO	A	TO	BLK	STL	PTS	AVG
2020-21	LCU	15-0	98/6.6	13-25	.520	3-8	.375	3-3	1.000	3	6	9	0.6	5-0	8	7	0	13	32	2.1
2021-22	LCU	31-0	356/11.5	26-63	.413	10-21	.476	7-7	1.000	2	12	14	0.5	10-0	21	17	1	16	69	2.2
2022-23	LCU	22-22	787/35.8	89-218	.408	20-59	.339	26-33	.788	9	71	80	3.6	26-0	103	67	2	46	224	10.2
TOTAL		68-22	1241/18.2	128-306	.418	33-88	.375	36-43	.837	14	89	103	1.5	41-0	132	91	3	75	325	4.8

**Single Game Highs**

Statistic	Value	
Points	19	vs Okla. Christian 12/01/22
Rebounds	8	vs Mont. St. Billings 12/17/22
Assists	9	at Tex. A&M-Kingsville 12/10/22
Steals	5	at Texas Woman's 01/21/23
Blocks	1	vs West Tex. A&M 03/05/22, at Tex. A&M Int'l 12/08/22, at Texas Woman's 01/21/23
FG Made	8	vs Okla. Christian 12/01/22
FG Attempts	19	at Tex. A&M Int'l 12/08/22
3FG Made	4	at UT Tyler 01/19/23
3FG Attempts	7	at UT Tyler 01/19/23
FT Made	4	vs Midwestern St. 01/01/23
FT Attempts	5	vs CSU Pueblo 11/12/22, vs Midwestern St. 01/01/23

**MCCOY, Martie**

				Field Goals		3-Point		F-Throws		Rebounds									Scoring	
SEASON	TEAM	GP-GS	MIN/AVG	FG-FGA	FG%	3FG-3FGA	3FG%	FT-FTA	FT%	OFF	DEF	TOT	AVG	PF-FO	A	TO	BLK	STL	PTS	AVG
2022-23	LCU	22-5	260/11.8	13-43	.302	5-14	.357	9-13	.692	8	38	46	2.1	40-0	17	11	3	4	40	1.8
TOTAL		22-5	260/11.8	13-43	.302	5-14	.357	9-13	.692	8	38	46	2.1	40-0	17	11	3	4	40	1.8

**Single Game Highs**

Statistic	Value	
Points	6	at Tex. Permian Basin 01/05/23
Rebounds	7	vs Missouri Western 11/06/22
Assists	3	vs Cameron 12/30/22, at Tex. Permian Basin 01/05/23
Steals	1	4 times
Blocks	1	at Southwestern Okla. 11/21/22, vs Midwestern St. 01/01/23, at Angelo St. 01/07/23
FG Made	2	at Tex. Permian Basin 01/05/23, at Midwestern St. 01/26/23, vs Colo. Christian 11/11/22
FG Attempts	7	at Midwestern St. 01/26/23
3FG Made	1	5 times
3FG Attempts	3	at Midwestern St. 01/26/23
FT Made	3	vs Missouri Western 11/06/22
FT Attempts	4	vs Missouri Western 11/06/22

**LUBBOCK CHRISTIAN UNIVERSITY WOMEN'S BASKETBALL GAME NOTES**
**ROBERTSON, Audrey**

				Field Goals		3-Point		F-Throws		Rebounds										Scoring	
SEASON	TEAM	GP-GS	MIN/AVG	FG-FGA	FG%	3FG-3FGA	3FG%	FT-FTA	FT%	OFF	DEF	TOT	AVG	PF-FO	A	TO	BLK	STL	PTS	AVG	
2020-21	LCU	20-0	177/8.9	12-33	.364	3-14	.214	7-9	.778	17	7	24	1.2	14-0	11	12	0	9	34	1.7	
2021-22	LCU	35-3	577/16.5	52-126	.413	9-37	.243	39-53	.736	20	25	45	1.3	49-0	35	27	6	25	152	4.3	
2022-23	LCU	22-22	695/31.6	82-176	.466	14-48	.292	65-81	.802	29	92	121	5.5	37-1	68	56	5	32	243	11.0	
TOTAL		77-25	1449/18.8	146-335	.436	26-99	.263	111-143	.776	66	124	190	2.5	100-1	114	95	11	66	429	5.6	

**Single Game Highs**

Statistic	Value	
Points	19	vs Mont. St. Billings 12/17/22
Rebounds	12	at Angelo St. 01/07/23
Assists	6	at UT Tyler 01/02/21, vs Colo. Christian 11/11/22
Steals	4	vs Okla. Christian 12/01/22, vs Colo. Christian 11/11/22
Blocks	2	at Southwestern Okla. 11/21/22
FG Made	7	vs Mont. St. Billings 12/17/22
FG Attempts	12	at Tex. Permian Basin 01/05/23
3FG Made	3	vs Eastern N.M. 01/12/23
3FG Attempts	5	vs Eastern N.M. 01/12/23, at UT Tyler 01/19/23
FT Made	8	vs Ark.-Fort Smith 03/01/22
FT Attempts	10	vs Ark.-Fort Smith 03/01/22

**SCHUMANN, Reese**

				Field Goals		3-Point		F-Throws		Rebounds										Scoring	
SEASON	TEAM	GP-GS	MIN/AVG	FG-FGA	FG%	3FG-3FGA	3FG%	FT-FTA	FT%	OFF	DEF	TOT	AVG	PF-FO	A	TO	BLK	STL	PTS	AVG	
2021-22	LCU	12-0	64/5.4	5-12	.417	0-0	.000	3-6	.500	9	13	22	1.8	9-0	0	3	2	0	13	1.1	
2022-23	LCU	22-1	374/17.0	57-95	.600	0-0	.000	26-45	.578	41	73	114	5.2	59-1	8	32	31	11	140	6.4	
TOTAL		34-1	438/12.9	62-107	.579	0-0	.000	29-51	.569	50	86	136	4.0	68-1	8	35	33	11	153	4.5	

**Single Game Highs**

Statistic	Value	
Points	14	at Cameron 01/28/23
Rebounds	10	at Tex. A&M Int'l 12/08/22
Assists	2	at Tex. A&M-Kingsville 12/10/22
Steals	2	vs Colo. Christian 11/11/22
Blocks	6	vs Western N.M. 01/14/23
FG Made	7	at Cameron 01/28/23
FG Attempts	8	vs Western N.M. 01/14/23, at Cameron 01/28/23
FT Made	3	vs Midwestern St. 01/01/23, vs Eastern N.M. 01/12/23
FT Attempts	6	vs Midwestern St. 01/01/23

**SPURGIN, Audrey**

				Field Goals		3-Point		F-Throws		Rebounds										Scoring	
SEASON	TEAM	GP-GS	MIN/AVG	FG-FGA	FG%	3FG-3FGA	3FG%	FT-FTA	FT%	OFF	DEF	TOT	AVG	PF-FO	A	TO	BLK	STL	PTS	AVG	
2021-22	LCU	14-0	67/4.8	4-17	.235	0-0	.000	10-15	.667	1	13	14	1.0	14-0	0	9	1	2	18	1.3	
2022-23	LCU	19-0	134/7.0	15-42	.357	0-1	.000	20-30	.667	11	15	26	1.4	24-0	4	9	3	2	50	2.6	
TOTAL		33-0	200/6.1	19-59	.322	0-1	.000	30-45	.667	12	28	40	1.2	38-0	4	18	4	4	68	2.1	

**Single Game Highs**

Statistic	Value	
Points	9	vs Western N.M. 01/14/23
Rebounds	5	at Angelo St. 01/07/23
Assists	1	4 times
Steals	2	vs Minn.-Crookston 11/25/21
Blocks	1	4 times
FG Made	3	vs Cameron 12/30/22, vs Western N.M. 01/14/23
FG Attempts	5	vs Cameron 12/30/22, at Angelo St. 01/07/23, vs Western N.M. 01/14/23
3FG Attempts	1	vs Western Colo. 11/27/22
FT Made	5	vs Ark.-Fort Smith 01/06/22, vs Okla. Christian 12/01/22
FT Attempts	6	vs Ark.-Fort Smith 01/06/22, vs Okla. Christian 12/01/22

**LUBBOCK CHRISTIAN UNIVERSITY WOMEN'S BASKETBALL GAME NOTES**
**STOVALL, Shaylee**

				Field Goals		3-Point		F-Throws		Rebounds										Scoring	
SEASON	TEAM	GP-GS	MIN/AVG	FG-FGA	FG%	3FG-3FGA	3FG%	FT-FTA	FT%	OFF	DEF	TOT	AVG	PF-FO	A	TO	BLK	STL	PTS	AVG	
2020-21	LCU	16-0	86/5.4	4-15	.267	3-10	.300	4-4	1.000	1	4	5	0.3	5-0	11	4	0	1	15	0.9	
2021-22	LCU	27-1	193/7.2	12-28	.429	9-16	.563	8-10	.800	2	14	16	0.6	15-0	6	7	0	8	41	1.5	
2022-23	LCU	22-22	609/27.7	55-120	.458	32-75	.427	48-60	.800	2	27	29	1.3	29-0	23	28	0	14	190	8.6	
TOTAL		65-23	889/13.7	71-163	.436	44-101	.436	60-74	.811	5	45	50	0.8	49-0	40	39	0	23	246	3.8	

**Single Game Highs**

Statistic	Value	
Points	18	at Texas Woman's 01/21/23
Rebounds	4	at Tex. Permian Basin 01/05/23, vs Eastern N.M. 01/12/23
Assists	4	at Midwestern St. 01/26/23
Steals	4	at Tex. Permian Basin 01/05/23
FG Made	6	vs Okla. Christian 12/01/22, at Texas Woman's 01/21/23
FG Attempts	10	at Tex. A&M Int'l 12/08/22, at UT Tyler 01/19/23
3FG Made	4	at Angelo St. 01/07/23, at Texas Woman's 01/21/23
3FG Attempts	8	at UT Tyler 01/19/23
FT Made	9	vs Mo. Southern St. 11/05/22
FT Attempts	10	vs Mo. Southern St. 11/05/22

**THOMAS, Taylor**

				Field Goals		3-Point		F-Throws		Rebounds								Scoring		
SEASON	TEAM	GP-GS	MIN/AVG	FG-FGA	FG%	3FG-3FGA	3FG%	FT-FTA	FT%	OFF	DEF	TOT	AVG	PF-FO	A	TO	BLK	STL	PTS	AVG
2022-23	LCU	19-0	159/8.3	15-33	.455	0-7	.000	17-19	.895	0	19	19	1.0	23-0	5	18	3	8	47	2.5
TOTAL		19-0	159/8.3	15-33	.455	0-7	.000	17-19	.895	0	19	19	1.0	23-0	5	18	3	8	47	2.5

**Single Game Highs**

Statistic	Value	
Points	8	vs Okla. Christian 12/01/22
Rebounds	3	vs Midwestern St. 01/01/23
Assists	1	5 times
Steals	3	vs Midwestern St. 01/01/23
Blocks	1	vs Mo. Southern St. 11/05/22, vs Cameron 12/30/22, at Angelo St. 01/07/23
FG Made	3	vs Okla. Christian 12/01/22
FG Attempts	5	vs Okla. Christian 12/01/22, vs Colo. Christian 11/11/22
3FG Attempts	2	vs Midwestern St. 01/01/23
FT Made	4	at Tex. Permian Basin 01/05/23, vs Colo. Christian 11/11/22
FT Attempts	5	at Tex. Permian Basin 01/05/23



**2022-23 Lubbock Christian Women's Basketball**  
**Individual Game-by-Game**  
**All games**

Page 1/13  
as of Feb 01, 2023

**#0 FOSTER, Grace**

Opponent	Date	GS	MIN	Total		3-Pointers		Free throws		Rebounds				PF	A	TO	BLK	STL	PTS	AVG
				FG-FGA	PCT	3FG-3FGA	PCT	FT-FTA	PCT	OFF	DEF	TOT	AVG							
vs Mo. Southern St.	11/05/2022	*	34:41	7-20	.350	2-4	.500	0-0	.000	2	9	11	11.0	2	2	2	1	0	16	16.0
vs Missouri Western	11/06/2022	*	42:01	13-20	.650	4-6	.667	6-6	1.000	1	5	6	8.5	4	1	1	3	1	36	26.0
Colo. Christian	11/11/2022	*	23:50	1-4	.250	0-1	.000	6-6	1.000	1	9	10	9.0	0	0	1	0	0	8	20.0
CSU Pueblo	11/12/2022	*	31:06	7-15	.467	3-5	.600	8-8	1.000	3	8	11	9.5	4	3	6	0	1	25	21.3
at Southwestern Okla.	11/21/2022	*	36:05	8-15	.533	2-3	.667	4-5	.800	5	11	16	10.8	1	6	2	1	0	22	21.4
Western Colo.	11/27/2022	*	34:25	2-7	.286	1-3	.333	4-4	1.000	2	10	12	11.0	4	1	1	1	0	9	19.3
Okla. Christian	12/01/2022	*	22:08	3-10	.300	0-1	.000	2-2	1.000	1	5	6	10.3	0	2	0	4	2	8	17.7
Ark.-Fort Smith	12/03/2022	*	30:46	4-8	.500	3-6	.500	3-5	.600	0	8	8	10.0	1	3	1	0	0	14	17.3
at Tex. A&M Int'l	12/08/2022	*	34:14	3-8	.375	2-6	.333	3-4	.750	1	7	8	9.8	3	1	5	1	2	11	16.6
at Tex. A&M-Kingsville	12/10/2022	*	31:57	8-13	.615	3-5	.600	2-2	1.000	2	12	14	10.2	3	3	4	0	0	21	17.0
vs Ga. Southwestern	12/16/2022	*	29:27	0-8	.000	0-2	.000	4-4	1.000	0	4	4	9.6	1	2	2	0	0	4	15.8
vs Mont. St. Billings	12/17/2022	*	29:18	1-12	.083	1-4	.250	2-2	1.000	1	5	6	9.3	3	2	3	0	1	5	14.9
Cameron	12/30/2022	*	18:41	3-3	1.000	1-1	1.000	5-6	.833	1	6	7	9.2	2	2	3	0	0	12	14.7
Midwestern St.	01/01/2023	*	38:20	7-13	.538	2-5	.400	11-12	.917	3	11	14	9.5	3	4	6	3	1	27	15.6
at Tex. Permian Basin	01/05/2023	*	31:27	6-12	.500	3-6	.500	5-6	.833	1	6	7	9.3	5	0	4	2	0	20	15.9
at Angelo St.	01/07/2023	*	32:38	3-11	.273	0-3	.000	2-2	1.000	3	4	7	9.2	3	0	4	0	0	8	15.4
Eastern N.M.	01/12/2023	*	30:32	7-10	.700	2-2	1.000	1-1	1.000	0	11	11	9.3	1	3	3	1	2	17	15.5
Western N.M.	01/14/2023	*	31:09	5-15	.333	1-8	.125	3-3	1.000	2	11	13	9.5	0	2	0	1	0	14	15.4
at UT Tyler	01/19/2023	*	33:50	2-3	.667	1-1	1.000	0-0	.000	1	9	10	9.5	1	1	3	0	0	5	14.8
at Texas Woman's	01/21/2023	*	34:18	3-14	.214	0-4	.000	5-5	1.000	0	4	4	9.3	4	2	1	0	0	11	14.7
at Midwestern St.	01/26/2023	*	23:00	4-7	.571	0-2	.000	4-6	.667	0	5	5	9.0	1	0	2	2	0	12	14.5
at Cameron	01/28/2023	*	31:54	6-13	.462	2-4	.500	9-10	.900	2	2	4	8.8	0	0	0	0	1	23	14.9
<b>Totals</b>			<b>22 685:47</b>	<b>103-241</b>	<b>.427</b>	<b>33-82</b>	<b>.402</b>	<b>89-99</b>	<b>.899</b>	<b>32</b>	<b>162</b>	<b>194</b>	<b>8.8</b>	<b>46</b>	<b>40</b>	<b>54</b>	<b>20</b>	<b>11</b>	<b>328</b>	<b>14.9</b>

**Player Averages**

Games Played	Minutes/ game	Points/ game	FG Pct	3FG Pct	FT Pct	Rebounds/ game	Assists/ game	Turnovers/ game	Assist/Turnover ratio	Steals/ game	Blocks/ game
22	31.2	14.9	42.7	40.2	89.9	8.8	1.8	2.5	0.7	0.5	0.9





**2022-23 Lubbock Christian Women's Basketball**  
**Individual Game-by-Game**  
**All games**

Page 2/13  
as of Feb 01, 2023

**#2 MADDOX, Maci**

Opponent	Date	GS	MIN	Total		3-Pointers		Free throws		Rebounds				PF	A	TO	BLK	STL	PTS	AVG
				FG-FGA	PCT	3FG-3FGA	PCT	FT-FTA	PCT	OFF	DEF	TOT	AVG							
vs Mo. Southern St.	11/05/2022	*	40:00	3-7	.429	0-1	.000	2-2	1.000	0	4	4	4.0	2	3	1	0	2	8	8.0
vs Missouri Western	11/06/2022	*	39:13	5-12	.417	1-4	.250	2-2	1.000	0	2	2	3.0	4	6	10	0	4	13	10.5
Colo. Christian	11/11/2022	*	30:53	6-11	.545	2-2	1.000	0-0	.000	0	3	3	3.0	0	5	1	0	3	14	11.7
CSU Pueblo	11/12/2022	*	36:57	5-8	.625	1-2	.500	3-5	.600	0	1	1	2.5	0	4	3	0	3	14	12.3
at Southwestern Okla.	11/21/2022	*	35:57	2-10	.200	0-4	.000	0-2	.000	1	6	7	3.4	3	7	5	0	2	4	10.6
Western Colo.	11/27/2022	*	39:09	5-11	.455	0-1	.000	3-4	.750	0	1	1	3.0	0	2	2	0	4	13	11.0
Okla. Christian	12/01/2022	*	27:38	8-12	.667	3-4	.750	0-0	.000	1	2	3	3.0	2	5	1	0	3	19	12.1
Ark.-Fort Smith	12/03/2022	*	36:32	3-9	.333	0-3	.000	2-2	1.000	0	2	2	2.9	0	5	2	0	2	8	11.6
at Tex. A&M Int'l	12/08/2022	*	37:10	5-19	.263	1-6	.167	0-0	.000	1	3	4	3.0	1	3	6	1	2	11	11.6
at Tex. A&M-Kingsville	12/10/2022	*	38:44	3-9	.333	0-3	.000	3-3	1.000	1	6	7	3.4	1	9	3	0	2	9	11.3
vs Ga. Southwestern	12/16/2022	*	40:00	3-10	.300	0-4	.000	0-0	.000	0	4	4	3.5	2	3	1	0	1	6	10.8
vs Mont. St. Billings	12/17/2022	*	37:37	6-14	.429	1-1	1.000	0-0	.000	1	7	8	3.8	2	3	3	0	0	13	11.0
Cameron	12/30/2022	*	22:28	4-7	.571	1-2	.500	2-2	1.000	0	3	3	3.8	0	4	2	0	3	11	11.0
Midwestern St.	01/01/2023	*	38:39	4-8	.500	0-0	.000	4-5	.800	1	2	3	3.7	2	8	5	0	2	12	11.1
at Tex. Permian Basin	01/05/2023	*	39:18	5-9	.556	0-1	.000	3-4	.750	0	1	1	3.5	1	5	4	0	2	13	11.2
at Angelo St.	01/07/2023	*	37:56	2-13	.154	0-2	.000	0-0	.000	2	5	7	3.8	1	3	3	0	1	4	10.8
Eastern N.M.	01/12/2023	*	35:40	3-9	.333	1-5	.200	2-2	1.000	0	1	1	3.6	0	7	1	0	3	9	10.6
Western N.M.	01/14/2023	*	33:03	2-7	.286	0-1	.000	0-0	.000	0	3	3	3.6	0	5	3	0	0	4	10.3
at UT Tyler	01/19/2023	*	34:52	5-14	.357	4-7	.571	0-0	.000	0	2	2	3.5	3	5	5	0	1	14	10.5
at Texas Woman's	01/21/2023	*	40:00	4-8	.500	3-3	1.000	0-0	.000	1	6	7	3.7	0	5	3	1	5	11	10.5
at Midwestern St.	01/26/2023	*	27:00	3-4	.750	0-0	.000	0-0	.000	0	4	4	3.7	2	1	1	0	0	6	10.3
at Cameron	01/28/2023	*	37:46	3-7	.429	2-3	.667	0-0	.000	0	3	3	3.6	0	5	2	0	1	8	10.2
Totals		22	786:32	89-218	.408	20-59	.339	26-33	.788	9	71	80	3.6	26	103	67	2	46	224	10.2

**Player Averages**

Games Played	Minutes/ game	Points/ game	FG Pct	3FG Pct	FT Pct	Rebounds/ game	Assists/ game	Turnovers/ game	Assist/Turnover ratio	Steals/ game	Blocks/ game
22	35.8	10.2	40.8	33.9	78.8	3.6	4.7	3.0	1.5	2.1	0.1



**2022-23 Lubbock Christian Women's Basketball**  
**Individual Game-by-Game**  
**All games**

Page 3/13  
as of Feb 01, 2023

**#3 ROBERTSON, Audrey**

Opponent	Date	GS	MIN	Total		3-Pointers		Free throws		Rebounds				PF	A	TO	BLK	STL	PTS	AVG
				FG-FGA	PCT	3FG-3FGA	PCT	FT-FTA	PCT	OFF	DEF	TOT	AVG							
vs Mo. Southern St.	11/05/2022	*	33:30	2-9	.222	0-1	.000	3-4	.750	2	8	10	10.0	0	4	6	0	0	7	7.0
vs Missouri Western	11/06/2022	*	39:58	4-8	.500	0-1	.000	7-8	.875	3	2	5	7.5	2	2	1	0	2	15	11.0
Colo. Christian	11/11/2022	*	24:58	3-6	.500	0-1	.000	6-7	.857	3	0	3	6.0	1	6	3	0	4	12	11.3
CSU Pueblo	11/12/2022	*	33:11	5-9	.556	0-0	.000	4-5	.800	0	3	3	5.3	1	2	3	0	1	14	12.0
at Southwestern Okla.	11/21/2022	*	35:03	4-9	.444	0-3	.000	3-3	1.000	1	5	6	5.4	1	5	4	2	1	11	11.8
Western Colo.	11/27/2022	*	36:05	2-7	.286	1-4	.250	6-8	.750	1	6	7	5.7	1	2	1	0	1	11	11.7
Okla. Christian	12/01/2022	*	24:45	2-6	.333	0-0	.000	3-6	.500	2	2	4	5.4	3	2	2	0	4	7	11.0
Ark.-Fort Smith	12/03/2022	*	29:53	4-9	.444	0-1	.000	5-6	.833	0	3	3	5.1	3	3	2	0	2	13	11.3
at Tex. A&M Int'l	12/08/2022	*	36:53	3-9	.333	0-3	.000	0-0	.000	0	2	2	4.8	2	2	2	0	1	6	10.7
at Tex. A&M-Kingsville	12/10/2022	*	32:43	2-4	.500	0-0	.000	2-2	1.000	1	3	4	4.7	1	5	1	1	0	6	10.2
vs Ga. Southwestern	12/16/2022	*	33:17	6-9	.667	1-3	.333	2-2	1.000	4	2	6	4.8	2	3	5	0	1	15	10.6
vs Mont. St. Billings	12/17/2022	*	32:21	7-10	.700	1-2	.500	4-4	1.000	1	1	2	4.6	3	3	1	0	1	19	11.3
Cameron	12/30/2022	*	20:55	4-5	.800	2-2	1.000	1-1	1.000	1	7	8	4.8	0	4	2	0	2	11	11.3
Midwestern St.	01/01/2023	*	20:28	5-10	.500	0-1	.000	1-2	.500	2	1	3	4.7	5	0	0	0	1	11	11.3
at Tex. Permian Basin	01/05/2023	*	38:31	6-12	.500	2-4	.500	4-4	1.000	2	7	9	5.0	3	3	6	0	0	18	11.7
at Angelo St.	01/07/2023	*	37:57	5-10	.500	2-4	.500	6-7	.857	2	10	12	5.4	0	1	4	1	3	18	12.1
Eastern N.M.	01/12/2023	*	29:10	4-7	.571	3-5	.600	1-2	.500	0	4	4	5.4	2	4	3	0	1	12	12.1
Western N.M.	01/14/2023	*	26:31	3-8	.375	0-2	.000	3-4	.750	0	4	4	5.3	0	4	1	1	1	9	11.9
at UT Tyler	01/19/2023	*	39:04	3-9	.333	0-5	.000	2-2	1.000	1	6	7	5.4	3	3	5	0	3	8	11.7
at Texas Woman's	01/21/2023	*	33:55	6-11	.545	2-4	.500	0-0	.000	2	4	6	5.4	3	2	2	0	2	14	11.9
at Midwestern St.	01/26/2023	*	21:00	1-2	.500	0-0	.000	0-0	.000	1	4	5	5.4	0	3	0	0	0	2	11.4
at Cameron	01/28/2023	*	34:35	1-7	.143	0-2	.000	2-4	.500	0	8	8	5.5	1	5	2	0	1	4	11.0
<b>Totals</b>			<b>22 694:44</b>	<b>82-176</b>	<b>.466</b>	<b>14-48</b>	<b>.292</b>	<b>65-81</b>	<b>.802</b>	<b>29</b>	<b>92</b>	<b>121</b>	<b>5.5</b>	<b>37</b>	<b>68</b>	<b>56</b>	<b>5</b>	<b>32</b>	<b>243</b>	<b>11.0</b>

**Player Averages**

Games Played	Minutes/ game	Points/ game	FG Pct	3FG Pct	FT Pct	Rebounds/ game	Assists/ game	Turnovers/ game	Assist/Turnover ratio	Steals/ game	Blocks/ game
22	31.6	11.0	46.6	29.2	80.2	5.5	3.1	2.5	1.2	1.5	0.2



**2022-23 Lubbock Christian Women's Basketball**  
**Individual Game-by-Game**  
**All games**

Page 4/13  
as of Feb 01, 2023

**#4 HAASE, Rachel**

Opponent	Date	GS	MIN	Total		3-Pointers		Free throws		Rebounds				PF	A	TO	BLK	STL	PTS	AVG
				FG-FGA	PCT	3FG-3FGA	PCT	FT-FTA	PCT	OFF	DEF	TOT	AVG							
Colo. Christian	11/11/2022		19:42	3-8	.375	3-6	.500	1-2	.500	0	2	2	2.0	1	1	3	0	0	10	10.0
CSU Pueblo	11/12/2022		15:14	1-2	.500	1-2	.500	1-2	.500	4	0	4	3.0	0	1	2	0	0	4	7.0
at Southwestern Okla.	11/21/2022		13:22	3-8	.375	3-7	.429	0-0	.000	0	0	0	2.0	0	1	0	1	0	9	7.7
Western Colo.	11/27/2022		05:51	0-1	.000	0-0	.000	0-0	.000	0	0	0	1.5	0	0	1	0	0	0	5.8
Okla. Christian	12/01/2022		16:41	0-4	.000	0-3	.000	0-0	.000	1	2	3	1.8	0	2	0	1	0	0	4.6
Ark.-Fort Smith	12/03/2022		10:14	1-5	.200	1-3	.333	2-2	1.000	0	1	1	1.7	1	0	1	0	0	5	4.7
at Tex. A&M Int'l	12/08/2022		07:16	0-2	.000	0-1	.000	0-0	.000	0	0	0	1.4	1	0	1	0	0	0	4.0
at Tex. A&M-Kingsville	12/10/2022		15:31	8-10	.800	4-5	.800	1-1	1.000	0	0	0	1.3	0	0	0	0	0	21	6.1
vs Ga. Southwestern	12/16/2022		09:24	0-2	.000	0-1	.000	0-0	.000	0	1	1	1.2	0	1	1	0	0	0	5.4
vs Mont. St. Billings	12/17/2022		10:07	0-1	.000	0-1	.000	0-0	.000	0	0	0	1.1	2	1	1	0	0	0	4.9
Cameron	12/30/2022		21:57	5-12	.417	4-10	.400	0-0	.000	0	0	0	1.0	1	0	1	0	1	14	5.7
Midwestern St.	01/01/2023		08:22	0-4	.000	0-3	.000	0-0	.000	0	0	0	0.9	1	0	0	0	1	0	5.3
at Tex. Permian Basin	01/05/2023		13:38	1-3	.333	1-2	.500	0-0	.000	0	1	1	0.9	1	0	0	0	1	3	5.1
at Angelo St.	01/07/2023		06:57	0-2	.000	0-2	.000	0-0	.000	0	1	1	0.9	0	1	0	0	1	0	4.7
Eastern N.M.	01/12/2023		09:43	2-5	.400	1-3	.333	0-0	.000	0	1	1	0.9	0	1	0	0	0	5	4.7
Western N.M.	01/14/2023		12:46	2-4	.500	1-3	.333	0-0	.000	0	1	1	0.9	1	0	1	0	0	5	4.8
at UT Tyler	01/19/2023		22:52	4-9	.444	3-7	.429	0-0	.000	1	1	2	1.0	3	4	1	0	0	11	5.1
at Texas Woman's	01/21/2023		11:27	1-4	.250	0-2	.000	0-0	.000	0	0	0	0.9	1	2	0	0	0	2	4.9
at Midwestern St.	01/26/2023		15:00	2-8	.250	1-5	.200	0-0	.000	0	3	3	1.1	0	2	0	1	0	5	4.9
at Cameron	01/28/2023		14:57	3-7	.429	3-6	.500	0-0	.000	0	1	1	1.1	0	2	0	0	1	9	5.2
<b>Totals</b>		<b>0</b>	<b>260:60</b>	<b>36-101</b>	<b>.356</b>	<b>26-72</b>	<b>.361</b>	<b>5-7</b>	<b>.714</b>	<b>6</b>	<b>15</b>	<b>21</b>	<b>1.1</b>	<b>13</b>	<b>19</b>	<b>13</b>	<b>3</b>	<b>5</b>	<b>103</b>	<b>5.2</b>

**Player Averages**

Games Played	Minutes/game	Points/game	FG Pct	3FG Pct	FT Pct	Rebounds/game	Assists/game	Turnovers/game	Assist/Turnover ratio	Steals/game	Blocks/game
20	13.0	5.2	35.6	36.1	71.4	1.1	1.0	0.7	1.5	0.3	0.2



**2022-23 Lubbock Christian Women's Basketball**  
**Individual Game-by-Game**  
**All games**

Page 5/13  
as of Feb 01, 2023

**#12 THOMAS, Taylor**

Opponent	Date	GS	MIN	Total		3-Pointers		Free throws		Rebounds				PF	A	TO	BLK	STL	PTS	AVG
				FG-FGA	PCT	3FG-3FGA	PCT	FT-FTA	PCT	OFF	DEF	TOT	AVG							
vs Mo. Southern St.	11/05/2022		13:01	0-2	.000	0-0	.000	1-2	.500	0	1	1	1.0	1	1	2	1	1	1	1.0
vs Missouri Western	11/06/2022		08:34	2-2	1.000	0-0	.000	1-1	1.000	0	1	1	1.0	2	0	1	0	0	5	3.0
Colo. Christian	11/11/2022		12:05	1-5	.200	0-1	.000	4-4	1.000	0	1	1	1.0	3	1	0	0	1	6	4.0
CSU Pueblo	11/12/2022		09:14	1-2	.500	0-0	.000	0-0	.000	0	2	2	1.3	1	0	1	0	0	2	3.5
at Southwestern Okla.	11/21/2022		05:17	1-1	1.000	0-0	.000	0-0	.000	0	1	1	1.2	1	0	0	0	0	2	3.2
Western Colo.	11/27/2022		10:58	1-3	.333	0-1	.000	0-0	.000	0	2	2	1.3	0	0	2	0	1	2	3.0
Okla. Christian	12/01/2022		16:23	3-5	.600	0-1	.000	2-2	1.000	0	2	2	1.4	2	0	3	0	1	8	3.7
Ark.-Fort Smith	12/03/2022		06:26	0-1	.000	0-1	.000	0-0	.000	0	0	0	1.3	1	1	0	0	0	0	3.3
at Tex. A&M Int'l	12/08/2022		03:33	0-0	.000	0-0	.000	2-2	1.000	0	0	0	1.1	1	0	1	0	0	2	3.1
vs Ga. Southwestern	12/16/2022		02:36	0-0	.000	0-0	.000	0-0	.000	0	0	0	1.0	0	0	1	0	0	0	2.8
vs Mont. St. Billings	12/17/2022		02:36	0-0	.000	0-0	.000	0-0	.000	0	1	1	1.0	0	0	0	0	0	0	2.5
Cameron	12/30/2022		18:21	1-3	.333	0-1	.000	0-0	.000	0	2	2	1.1	0	1	1	1	1	2	2.5
Midwestern St.	01/01/2023		11:45	2-4	.500	0-2	.000	2-2	1.000	0	3	3	1.2	3	0	1	0	3	6	2.8
at Tex. Permian Basin	01/05/2023		07:41	1-1	1.000	0-0	.000	4-5	.800	0	1	1	1.2	2	0	0	0	0	6	3.0
at Angelo St.	01/07/2023		09:44	0-2	.000	0-0	.000	0-0	.000	0	0	0	1.1	3	0	3	1	0	0	2.8
Eastern N.M.	01/12/2023		04:20	0-0	.000	0-0	.000	0-0	.000	0	0	0	1.1	0	0	0	0	0	0	2.6
Western N.M.	01/14/2023		03:17	1-1	1.000	0-0	.000	0-0	.000	0	0	0	1.0	1	0	0	0	0	2	2.6
at Texas Woman's	01/21/2023		00:44	0-0	.000	0-0	.000	0-0	.000	0	0	0	0.9	0	0	0	0	0	0	2.4
at Midwestern St.	01/26/2023		12:00	1-1	1.000	0-0	.000	1-1	1.000	0	2	2	1.0	2	1	2	0	0	3	2.5
<b>Totals</b>		<b>0</b>	<b>158:35</b>	<b>15-33</b>	<b>.455</b>	<b>0-7</b>	<b>.000</b>	<b>17-19</b>	<b>.895</b>	<b>0</b>	<b>19</b>	<b>19</b>	<b>1.0</b>	<b>23</b>	<b>5</b>	<b>18</b>	<b>3</b>	<b>8</b>	<b>47</b>	<b>2.5</b>

**Player Averages**

Games Played	Minutes/game	Points/game	FG Pct	3FG Pct	FT Pct	Rebounds/game	Assists/game	Turnovers/game	Assist/Turnover ratio	Steals/game	Blocks/game
19	8.3	2.5	45.5	0.0	89.5	1.0	0.3	0.9	0.3	0.4	0.2





**2022-23 Lubbock Christian Women's Basketball**  
**Individual Game-by-Game**  
**All games**

Page 6/13  
as of Feb 01, 2023

**#15 STOVALL, Shaylee**

Opponent	Date	GS	MIN	Total		3-Pointers		Free throws		Rebounds				PF	A	TO	BLK	STL	PTS	AVG
				FG-FGA	PCT	3FG-3FGA	PCT	FT-FTA	PCT	OFF	DEF	TOT	AVG							
vs Mo. Southern St.	11/05/2022	*	30:19	2-4	.500	1-3	.333	9-10	.900	1	1	2	2.0	2	1	0	0	1	14	14.0
vs Missouri Western	11/06/2022	*	33:15	0-2	.000	0-0	.000	6-8	.750	0	1	1	1.5	2	1	1	0	0	6	10.0
Colo. Christian	11/11/2022	*	19:59	2-8	.250	1-5	.200	0-0	.000	1	0	1	1.3	1	2	2	0	1	5	8.3
CSU Pueblo	11/12/2022	*	25:57	2-3	.667	1-1	1.000	3-3	1.000	0	1	1	1.3	0	2	0	0	0	8	8.3
at Southwestern Okla.	11/21/2022	*	27:54	1-3	.333	0-2	.000	1-3	.333	0	0	0	1.0	1	1	3	0	0	3	7.2
Western Colo.	11/27/2022	*	26:47	2-7	.286	1-4	.250	2-4	.500	0	1	1	1.0	1	0	0	0	0	7	7.2
Okla. Christian	12/01/2022	*	19:44	6-7	.857	3-4	.750	1-1	1.000	0	0	0	0.9	0	0	0	0	0	16	8.4
Ark.-Fort Smith	12/03/2022	*	29:53	3-5	.600	0-1	.000	6-6	1.000	0	0	0	0.8	1	1	1	0	0	12	8.9
at Tex. A&M Int'l	12/08/2022	*	28:17	3-10	.300	2-5	.400	1-2	.500	0	0	0	0.7	0	1	2	0	1	9	8.9
at Tex. A&M-Kingsville	12/10/2022	*	24:16	0-2	.000	0-1	.000	1-2	.500	0	1	1	0.7	0	1	0	0	0	1	8.1
vs Ga. Southwestern	12/16/2022	*	25:08	1-5	.200	1-4	.250	2-2	1.000	0	0	0	0.6	4	1	2	0	0	5	7.8
vs Mont. St. Billings	12/17/2022	*	26:50	0-2	.000	0-2	.000	1-2	.500	0	2	2	0.8	2	0	1	0	0	1	7.3
Cameron	12/30/2022	*	22:12	4-6	.667	1-3	.333	1-1	1.000	0	2	2	0.8	1	0	2	0	1	10	7.5
Midwestern St.	01/01/2023	*	33:36	4-9	.444	2-4	.500	3-3	1.000	0	2	2	0.9	1	1	4	0	1	13	7.9
at Tex. Permian Basin	01/05/2023	*	28:33	0-2	.000	0-2	.000	2-2	1.000	0	4	4	1.1	3	0	1	0	4	2	7.5
at Angelo St.	01/07/2023	*	30:41	4-7	.571	4-7	.571	0-0	.000	0	2	2	1.2	1	0	0	0	1	12	7.8
Eastern N.M.	01/12/2023	*	27:58	4-6	.667	2-4	.500	0-1	.000	0	4	4	1.4	2	1	3	0	0	10	7.9
Western N.M.	01/14/2023	*	28:21	2-3	.667	2-2	1.000	2-2	1.000	0	2	2	1.4	0	1	0	0	1	8	7.9
at UT Tyler	01/19/2023	*	32:30	5-10	.500	3-8	.375	0-0	.000	0	3	3	1.5	4	1	3	0	0	13	8.2
at Texas Woman's	01/21/2023	*	27:13	6-7	.857	4-4	1.000	2-2	1.000	0	0	0	1.4	2	3	1	0	2	18	8.7
at Midwestern St.	01/26/2023	*	24:00	2-5	.400	2-3	.667	5-6	.833	0	0	0	1.3	1	4	2	0	0	11	8.8
at Cameron	01/28/2023	*	35:50	2-7	.286	2-6	.333	0-0	.000	0	1	1	1.3	0	1	0	0	1	6	8.6
<b>Totals</b>		<b>22</b>	<b>609:12</b>	<b>55-120</b>	<b>.458</b>	<b>32-75</b>	<b>.427</b>	<b>48-60</b>	<b>.800</b>	<b>2</b>	<b>27</b>	<b>29</b>	<b>1.3</b>	<b>29</b>	<b>23</b>	<b>28</b>	<b>0</b>	<b>14</b>	<b>190</b>	<b>8.6</b>

**Player Averages**

Games Played	Minutes/ game	Points/ game	FG Pct	3FG Pct	FT Pct	Rebounds/ game	Assists/ game	Turnovers/ game	Assist/Turnover ratio	Steals/ game	Blocks/ game
22	27.7	8.6	45.8	42.7	80.0	1.3	1.0	1.3	0.8	0.6	0.0



**2022-23 Lubbock Christian Women's Basketball**  
**Individual Game-by-Game**  
**All games**

Page 7/13  
as of Feb 01, 2023

**#20 BOSTWICK, Carli**

Opponent	Date	GS	MIN	Total		3-Pointers		Free throws		Rebounds				PF	A	TO	BLK	STL	PTS	AVG
				FG-FGA	PCT	3FG-3FGA	PCT	FT-FTA	PCT	OFF	DEF	TOT	AVG							
Okla. Christian	12/01/2022		09:22	2-4	.500	0-2	.000	1-2	.500	0	3	3	3.0	1	0	0	0	1	5	5.0
Ark.-Fort Smith	12/03/2022		08:01	0-3	.000	0-3	.000	0-0	.000	0	1	1	2.0	0	1	1	0	1	0	2.5
at Tex. A&M Int'l	12/08/2022		07:21	0-0	.000	0-0	.000	0-2	.000	0	0	0	1.3	0	0	0	0	0	0	1.7
at Tex. A&M-Kingsville	12/10/2022		10:16	1-3	.333	0-0	.000	0-0	.000	0	1	1	1.3	0	0	0	0	0	2	1.8
vs Ga. Southwestern	12/16/2022		23:30	4-8	.500	4-5	.800	6-6	1.000	0	6	6	2.2	2	0	2	0	0	18	5.0
vs Mont. St. Billings	12/17/2022		19:01	3-6	.500	0-2	.000	5-5	1.000	0	2	2	2.2	2	0	0	0	1	11	6.0
Cameron	12/30/2022	*	18:43	3-13	.231	1-6	.167	0-1	.000	0	2	2	2.1	1	1	1	0	1	7	6.1
Midwestern St.	01/01/2023		11:07	0-2	.000	0-1	.000	0-2	.000	0	1	1	2.0	0	0	0	0	0	0	5.4
at Tex. Permian Basin	01/05/2023	*	04:30	0-1	.000	0-1	.000	0-0	.000	0	1	1	1.9	2	0	3	0	0	0	4.8
at Angelo St.	01/07/2023		09:37	1-4	.250	0-2	.000	1-2	.500	0	0	0	1.7	2	0	2	0	0	3	4.6
Eastern N.M.	01/12/2023		08:31	2-2	1.000	0-0	.000	1-2	.500	0	2	2	1.7	1	0	0	0	0	5	4.6
Western N.M.	01/14/2023		11:52	2-5	.400	0-1	.000	0-0	.000	0	3	3	1.8	0	0	0	0	1	4	4.6
at UT Tyler	01/19/2023		05:53	0-2	.000	0-2	.000	0-0	.000	0	0	0	1.7	0	0	0	0	0	0	4.2
at Texas Woman's	01/21/2023		08:50	1-2	.500	0-1	.000	2-2	1.000	0	0	0	1.6	1	0	1	0	0	4	4.2
at Midwestern St.	01/26/2023		12:00	0-1	.000	0-0	.000	0-0	.000	1	3	4	1.7	1	0	0	0	0	0	3.9
at Cameron	01/28/2023		02:52	1-2	.500	0-1	.000	0-0	.000	0	0	0	1.6	1	0	0	0	0	2	3.8
<b>Totals</b>		<b>2</b>	<b>171:26</b>	<b>20-58</b>	<b>.345</b>	<b>5-27</b>	<b>.185</b>	<b>16-24</b>	<b>.667</b>	<b>1</b>	<b>25</b>	<b>26</b>	<b>1.6</b>	<b>14</b>	<b>2</b>	<b>10</b>	<b>0</b>	<b>5</b>	<b>61</b>	<b>3.8</b>

**Player Averages**

Games Played	Minutes/game	Points/game	FG Pct	3FG Pct	FT Pct	Rebounds/game	Assists/game	Turnovers/game	Assist/Turnover ratio	Steals/game	Blocks/game
16	10.7	3.8	34.5	18.5	66.7	1.6	0.1	0.6	0.2	0.3	0.0



**2022-23 Lubbock Christian Women's Basketball**  
**Individual Game-by-Game**  
**All games**

Page 8/13  
as of Feb 01, 2023

**#23 MCCOY, Martie**

Opponent	Date	GS	MIN	Total		3-Pointers		Free throws		Rebounds				PF	A	TO	BLK	STL	PTS	AVG
				FG-FGA	PCT	3FG-3FGA	PCT	FT-FTA	PCT	OFF	DEF	TOT	AVG							
vs Mo. Southern St.	11/05/2022		06:04	0-0	.000	0-0	.000	0-0	.000	0	1	1	1.0	3	0	0	0	0	0.0	
vs Missouri Western	11/06/2022		21:03	0-4	.000	0-0	.000	3-4	.750	1	6	7	4.0	3	0	1	0	0	1.5	
Colo. Christian	11/11/2022		15:29	2-4	.500	1-2	.500	0-0	.000	0	1	1	3.0	0	0	1	0	0	2.7	
CSU Pueblo	11/12/2022		10:29	0-0	.000	0-0	.000	0-0	.000	0	2	2	2.8	3	0	1	0	0	2.0	
at Southwestern Okla.	11/21/2022		06:44	1-1	1.000	0-0	.000	0-0	.000	1	1	2	2.6	1	0	1	1	0	2.0	
Western Colo.	11/27/2022		06:45	0-0	.000	0-0	.000	0-0	.000	0	0	0	2.2	1	1	0	0	0	1.7	
Okla. Christian	12/01/2022		15:42	1-2	.500	1-1	1.000	1-2	.500	1	1	2	2.1	4	1	2	0	0	2.0	
Ark.-Fort Smith	12/03/2022		09:02	1-3	.333	1-2	.500	0-0	.000	1	0	1	2.0	1	1	0	0	0	2.1	
at Tex. A&M Int'l	12/08/2022		05:46	0-0	.000	0-0	.000	0-0	.000	0	0	0	1.8	1	1	0	0	0	1.9	
at Tex. A&M-Kingsville	12/10/2022		08:03	0-1	.000	0-1	.000	0-0	.000	0	2	2	1.8	3	0	0	0	0	1.7	
vs Ga. Southwestern	12/16/2022		02:18	0-0	.000	0-0	.000	0-0	.000	0	1	1	1.7	0	0	0	0	0	1.5	
vs Mont. St. Billings	12/17/2022		11:20	0-0	.000	0-0	.000	0-0	.000	0	2	2	1.8	2	0	0	0	0	1.4	
Cameron	12/30/2022		16:03	0-2	.000	0-1	.000	0-0	.000	2	3	5	2.0	1	3	0	0	0	1.3	
Midwestern St.	01/01/2023		07:05	0-0	.000	0-0	.000	0-0	.000	0	1	1	1.9	2	0	0	1	0	1.2	
at Tex. Permian Basin	01/05/2023		23:55	2-3	.667	0-1	.000	2-2	1.000	0	4	4	2.1	2	3	0	0	1	1.5	
at Angelo St.	01/07/2023	*	18:01	1-6	.167	0-0	.000	0-0	.000	0	1	1	2.0	1	2	0	1	1	1.6	
Eastern N.M.	01/12/2023		10:15	1-1	1.000	0-0	.000	1-1	1.000	0	0	0	1.9	0	0	1	0	0	1.6	
Western N.M.	01/14/2023		07:39	0-1	.000	0-1	.000	0-0	.000	0	1	1	1.8	1	0	1	0	1	1.6	
at UT Tyler	01/19/2023	*	08:43	0-0	.000	0-0	.000	2-2	1.000	0	2	2	1.8	3	0	1	0	1	2.6	
at Texas Woman's	01/21/2023	*	15:32	1-5	.200	1-2	.500	0-2	.000	0	0	0	1.8	2	2	1	0	0	1.7	
at Midwestern St.	01/26/2023	*	19:00	2-7	.286	1-3	.333	0-0	.000	0	5	5	1.9	4	1	0	0	0	1.8	
at Cameron	01/28/2023	*	14:55	1-3	.333	0-0	.000	0-0	.000	2	4	6	2.1	2	2	1	0	0	1.8	
Totals		5	259:53	13-43	.302	5-14	.357	9-13	.692	8	38	46	2.1	40	17	11	3	4	40	1.8

**Player Averages**

Games Played	Minutes/ game	Points/ game	FG Pct	3FG Pct	FT Pct	Rebounds/ game	Assists/ game	Turnovers/ game	Assist/Turnover ratio	Steals/ game	Blocks/ game
22	11.8	1.8	30.2	35.7	69.2	2.1	0.8	0.5	1.5	0.2	0.1



**2022-23 Lubbock Christian Women's Basketball**  
**Individual Game-by-Game**  
**All games**

Page 9/13  
as of Feb 01, 2023

**#30 SPURGIN, Audrey**

Opponent	Date	GS	MIN	Total		3-Pointers		Free throws		Rebounds				PF	A	TO	BLK	STL	PTS	AVG
				FG-FGA	PCT	3FG-3FGA	PCT	FT-FTA	PCT	OFF	DEF	TOT	AVG							
vs Mo. Southern St.	11/05/2022		05:12	1-2	.500	0-0	.000	0-0	.000	0	0	0	0.0	1	0	0	0	0	2	2.0
Colo. Christian	11/11/2022		10:04	1-2	.500	0-0	.000	3-5	.600	1	1	2	1.0	3	0	0	0	0	5	3.5
CSU Pueblo	11/12/2022		04:39	1-1	1.000	0-0	.000	1-3	.333	0	1	1	1.0	1	1	1	0	0	3	3.3
at Southwestern Okla.	11/21/2022		01:34	0-1	.000	0-0	.000	0-0	.000	0	0	0	0.8	0	0	0	0	0	0	2.5
Western Colo.	11/27/2022		12:42	0-3	.000	0-1	.000	0-0	.000	0	1	1	0.8	2	0	0	0	1	0	2.0
Okla. Christian	12/01/2022		07:52	0-3	.000	0-0	.000	5-6	.833	2	0	2	1.0	1	0	0	0	0	5	2.5
Ark.-Fort Smith	12/03/2022		04:29	0-1	.000	0-0	.000	1-2	.500	0	3	3	1.3	0	0	0	0	0	1	2.3
at Tex. A&M Int'l	12/08/2022		05:41	0-0	.000	0-0	.000	0-0	.000	0	0	0	1.1	1	0	2	0	0	0	2.0
at Tex. A&M-Kingsville	12/10/2022		04:47	1-2	.500	0-0	.000	0-0	.000	0	0	0	1.0	1	1	0	0	0	2	2.0
vs Ga. Southwestern	12/16/2022		05:41	1-1	1.000	0-0	.000	1-2	.500	0	0	0	0.9	0	0	0	0	0	3	2.1
vs Mont. St. Billings	12/17/2022		08:18	1-3	.333	0-0	.000	1-2	.500	2	0	2	1.0	2	0	1	0	0	3	2.2
Cameron	12/30/2022		11:30	3-5	.600	0-0	.000	2-2	1.000	2	2	4	1.3	1	1	1	1	0	8	2.7
Midwestern St.	01/01/2023		07:01	0-1	.000	0-0	.000	0-0	.000	0	1	1	1.2	1	0	1	0	0	0	2.5
at Angelo St.	01/07/2023		13:25	2-5	.400	0-0	.000	0-0	.000	2	3	5	1.5	1	0	0	1	1	4	2.6
Eastern N.M.	01/12/2023		02:19	0-1	.000	0-0	.000	1-2	.500	0	0	0	1.4	1	0	0	0	0	1	2.5
Western N.M.	01/14/2023		07:32	3-5	.600	0-0	.000	3-4	.750	0	1	1	1.4	3	0	0	0	0	9	2.9
at Texas Woman's	01/21/2023		09:46	1-2	.500	0-0	.000	0-0	.000	1	0	1	1.4	4	0	2	1	0	2	2.8
at Midwestern St.	01/26/2023		09:00	0-4	.000	0-0	.000	2-2	1.000	1	2	3	1.4	1	1	1	0	0	2	2.8
at Cameron	01/28/2023		02:04	0-0	.000	0-0	.000	0-0	.000	0	0	0	1.4	0	0	0	0	0	0	2.6
<b>Totals</b>		<b>0</b>	<b>133:36</b>	<b>15-42</b>	<b>.357</b>	<b>0-1</b>	<b>.000</b>	<b>20-30</b>	<b>.667</b>	<b>11</b>	<b>15</b>	<b>26</b>	<b>1.4</b>	<b>24</b>	<b>4</b>	<b>9</b>	<b>3</b>	<b>2</b>	<b>50</b>	<b>2.6</b>

**Player Averages**

Games Played	Minutes/ game	Points/ game	FG Pct	3FG Pct	FT Pct	Rebounds/ game	Assists/ game	Turnovers/ game	Assist/Turnover ratio	Steals/ game	Blocks/ game
19	7.0	2.6	35.7	0.0	66.7	1.4	0.2	0.5	0.4	0.1	0.2





2022-23 Lubbock Christian Women's Basketball  
Individual Game-by-Game  
All games

Page 10/13  
as of Feb 01, 2023

#31 JOHNSON, Tia

Opponent	Date	GS	MIN	Total		3-Pointers		Free throws		Rebounds				PF	A	TO	BLK	STL	PTS	AVG
				FG-FGA	PCT	3FG-3FGA	PCT	FT-FTA	PCT	OFF	DEF	TOT	AVG							
vs Mo. Southern St.	11/05/2022		03:05	0-0	.000	0-0	.000	0-0	.000	1	0	1	1.0	0	1	1	0	0	0	0.0
Colo. Christian	11/11/2022		06:01	0-2	.000	0-1	.000	0-0	.000	0	3	3	2.0	0	0	1	0	1	0	0.0
Okla. Christian	12/01/2022		05:35	1-2	.500	0-1	.000	1-1	1.000	0	2	2	2.0	2	0	0	0	1	3	1.0
Ark.-Fort Smith	12/03/2022		02:12	1-2	.500	1-2	.500	0-0	.000	0	0	0	1.5	0	0	0	0	0	3	1.5
Eastern N.M.	01/12/2023		06:14	0-1	.000	0-1	.000	0-0	.000	0	2	2	1.6	1	1	0	0	0	0	1.2
Western N.M.	01/14/2023		03:17	1-2	.500	0-0	.000	0-0	.000	0	1	1	1.5	2	0	0	0	0	2	1.3
at Midwestern St.	01/26/2023		07:00	2-5	.400	0-1	.000	0-0	.000	1	1	2	1.6	2	0	0	0	0	4	1.7
<b>Totals</b>		<b>0</b>	<b>33:24</b>	<b>5-14</b>	<b>.357</b>	<b>1-6</b>	<b>.167</b>	<b>1-1</b>	<b>1.000</b>	<b>2</b>	<b>9</b>	<b>11</b>	<b>1.6</b>	<b>7</b>	<b>2</b>	<b>2</b>	<b>0</b>	<b>2</b>	<b>12</b>	<b>1.7</b>

Player Averages

Games Played	Minutes/ game	Points/ game	FG Pct	3FG Pct	FT Pct	Rebounds/ game	Assists/ game	Turnovers/ game	Assist/Turnover ratio	Steals/ game	Blocks/ game
7	4.8	1.7	35.7	16.7	100.0	1.6	0.3	0.3	1.0	0.3	0.0



2022-23 Lubbock Christian Women's Basketball  
Individual Game-by-Game  
All games

Page 11/13  
as of Feb 01, 2023

#33 JOHNSON, Deja

Opponent	Date	GS	MIN	Total		3-Pointers		Free throws		Rebounds				PF	A	TO	BLK	STL	PTS	AVG
				FG-FGA	PCT	3FG-3FGA	PCT	FT-FTA	PCT	OFF	DEF	TOT	AVG							
Colo. Christian	11/11/2022		07:03	0-1	.000	0-1	.000	4-4	1.000	1	0	1	1.0	0	0	0	0	1	4	4.0
Okla. Christian	12/01/2022		08:20	0-0	.000	0-0	.000	1-2	.500	0	1	1	1.0	3	1	0	0	1	1	2.5
Ark.-Fort Smith	12/03/2022		02:12	0-0	.000	0-0	.000	0-0	.000	1	1	2	1.3	0	0	0	0	1	0	1.7
Cameron	12/30/2022		12:09	2-4	.500	1-3	.333	0-0	.000	0	3	3	1.8	0	2	2	0	0	5	2.5
Eastern N.M.	01/12/2023		02:19	0-0	.000	0-0	.000	0-0	.000	0	0	0	1.4	0	0	0	0	0	0	2.0
Western N.M.	01/14/2023		02:05	0-0	.000	0-0	.000	0-0	.000	0	0	0	1.2	0	0	0	0	0	0	1.7
at Midwestern St.	01/26/2023		09:00	0-1	.000	0-0	.000	0-0	.000	0	0	0	1.0	0	1	0	0	0	0	1.4
<b>Totals</b>		<b>0</b>	<b>43:08</b>	<b>2-6</b>	<b>.333</b>	<b>1-4</b>	<b>.250</b>	<b>5-6</b>	<b>.833</b>	<b>2</b>	<b>5</b>	<b>7</b>	<b>1.0</b>	<b>3</b>	<b>4</b>	<b>2</b>	<b>0</b>	<b>3</b>	<b>10</b>	<b>1.4</b>

Player Averages

Games Played	Minutes/game	Points/game	FG Pct	3FG Pct	FT Pct	Rebounds/game	Assists/game	Turnovers/game	Assist/Turnover ratio	Steals/game	Blocks/game
7	6.2	1.4	33.3	25.0	83.3	1.0	0.6	0.3	2.0	0.4	0.0



**2022-23 Lubbock Christian Women's Basketball**  
**Individual Game-by-Game**  
**All games**

Page 12/13  
as of Feb 01, 2023

**#34 COX, Whitney**

Opponent	Date	GS	MIN	Total		3-Pointers		Free throws		Rebounds				PF	A	TO	BLK	STL	PTS	
				FG-FGA	PCT	3FG-3FGA	PCT	FT-FTA	PCT	OFF	DEF	TOT	AVG							
vs Mo. Southern St.	11/05/2022	*	16:21	3-7	.429	0-0	.000	0-0	.000	2	4	6	6.0	1	1	0	0	0	6	6.0
vs Missouri Western	11/06/2022	*	28:07	5-11	.455	0-0	.000	2-2	1.000	1	10	11	8.5	5	1	1	1	1	12	9.0
Colo. Christian	11/11/2022	*	10:58	4-4	1.000	0-0	.000	0-2	.000	0	1	1	6.0	4	1	0	0	0	8	8.7
CSU Pueblo	11/12/2022	*	17:13	2-6	.333	0-0	.000	0-0	.000	0	4	4	5.5	2	1	1	2	2	4	7.5
at Southwestern Okla.	11/21/2022	*	20:23	7-9	.778	0-0	.000	0-0	.000	1	4	5	5.4	0	1	0	0	0	14	8.8
Western Colo.	11/27/2022	*	04:07	1-3	.333	0-0	.000	0-0	.000	0	1	1	4.7	3	0	2	0	1	2	7.7
Okla. Christian	12/01/2022	*	11:57	1-5	.200	0-0	.000	5-8	.625	1	3	4	4.6	3	1	1	0	0	7	7.6
Ark.-Fort Smith	12/03/2022	*	16:31	5-8	.625	0-0	.000	0-1	.000	1	4	5	4.6	1	1	0	0	0	10	7.9
at Tex. A&M Int'l	12/08/2022	*	16:43	1-5	.200	0-0	.000	0-1	.000	1	6	7	4.9	4	1	1	1	0	2	7.2
at Tex. A&M-Kingsville	12/10/2022	*	13:57	3-5	.600	0-0	.000	0-2	.000	0	2	2	4.6	3	1	1	0	0	6	7.1
vs Ga. Southwestern	12/16/2022	*	09:42	1-4	.250	0-0	.000	0-0	.000	0	2	2	4.4	2	1	0	0	0	2	6.6
vs Mont. St. Billings	12/17/2022	*	16:38	3-4	.750	0-0	.000	0-0	.000	1	2	3	4.3	0	0	1	1	1	6	6.6
Eastern N.M.	01/12/2023	*	10:54	1-1	1.000	0-0	.000	0-0	.000	0	0	0	3.9	2	1	2	0	0	2	6.2
Western N.M.	01/14/2023	*	06:11	0-1	.000	0-0	.000	0-0	.000	0	1	1	3.7	0	0	1	0	0	0	5.8
at UT Tyler	01/19/2023		05:29	0-0	.000	0-0	.000	0-0	.000	0	1	1	3.5	0	0	2	0	0	0	5.4
at Midwestern St.	01/26/2023		09:00	2-5	.400	0-0	.000	0-0	.000	0	2	2	3.4	1	0	1	2	0	4	5.3
<b>Totals</b>		<b>14</b>	<b>214:10</b>	<b>39-78</b>	<b>.500</b>	<b>0-0</b>	<b>.000</b>	<b>7-16</b>	<b>.438</b>	<b>8</b>	<b>47</b>	<b>55</b>	<b>3.4</b>	<b>31</b>	<b>11</b>	<b>14</b>	<b>7</b>	<b>5</b>	<b>85</b>	<b>5.3</b>

**Player Averages**

Games Played	Minutes/ game	Points/ game	FG Pct	3FG Pct	FT Pct	Rebounds/ game	Assists/ game	Turnovers/ game	Assist/Turnover ratio	Steals/ game	Blocks/ game
16	13.4	5.3	50.0	0.0	43.8	3.4	0.7	0.9	0.8	0.3	0.4



**2022-23 Lubbock Christian Women's Basketball**  
**Individual Game-by-Game**  
**All games**

Page 13/13  
as of Feb 01, 2023

**#40 SCHUMANN, Reese**

Opponent	Date	GS	MIN	Total		3-Pointers		Free throws		Rebounds				PF	A	TO	BLK	STL	PTS	AVG
				FG-FGA	PCT	3FG-3FGA	PCT	FT-FTA	PCT	OFF	DEF	TOT	AVG							
vs Mo. Southern St.	11/05/2022		17:47	4-6	.667	0-0	.000	2-5	.400	3	3	6	6.0	2	0	2	2	0	10	10.0
vs Missouri Western	11/06/2022		12:49	2-4	.500	0-0	.000	2-2	1.000	1	0	1	3.5	1	0	1	0	0	6	8.0
Colo. Christian	11/11/2022		18:58	3-4	.750	0-0	.000	2-2	1.000	1	3	4	3.7	0	0	2	5	2	8	8.0
CSU Pueblo	11/12/2022		15:59	0-1	.000	0-0	.000	2-4	.500	1	5	6	4.3	4	0	2	1	0	2	6.5
at Southwestern Okla.	11/21/2022		17:43	3-5	.600	0-0	.000	0-1	.000	3	3	6	4.6	3	0	1	2	1	6	6.4
Western Colo.	11/27/2022		23:11	3-7	.429	0-0	.000	1-2	.500	2	6	8	5.2	3	0	2	1	1	7	6.5
Okla. Christian	12/01/2022		13:53	2-2	1.000	0-0	.000	1-2	.500	2	2	4	5.0	3	1	1	0	1	5	6.3
Ark.-Fort Smith	12/03/2022		13:50	3-5	.600	0-0	.000	1-3	.333	5	1	6	5.1	2	0	3	1	1	7	6.4
at Tex. A&M Int'l	12/08/2022		17:06	3-3	1.000	0-0	.000	0-1	.000	2	8	10	5.7	2	1	0	3	1	6	6.3
at Tex. A&M-Kingsville	12/10/2022		19:46	4-7	.571	0-0	.000	0-0	.000	1	2	3	5.4	1	2	2	2	0	8	6.5
vs Ga. Southwestern	12/16/2022		18:57	3-4	.750	0-0	.000	0-1	.000	2	7	9	5.7	3	0	2	2	0	6	6.5
vs Mont. St. Billings	12/17/2022		05:54	1-1	1.000	0-0	.000	0-0	.000	1	2	3	5.5	3	0	0	0	0	2	6.1
Cameron	12/30/2022		17:01	2-6	.333	0-0	.000	1-1	1.000	0	6	6	5.5	1	1	0	1	1	5	6.0
Midwestern St.	01/01/2023	*	23:37	1-3	.333	0-0	.000	3-6	.500	3	4	7	5.6	4	0	1	0	0	5	5.9
at Tex. Permian Basin	01/05/2023		12:27	2-3	.667	0-0	.000	1-3	.333	2	0	2	5.4	5	0	2	0	0	5	5.9
at Angelo St.	01/07/2023		03:04	0-1	.000	0-0	.000	0-0	.000	1	0	1	5.1	2	0	0	0	0	0	5.5
Eastern N.M.	01/12/2023		22:05	5-5	1.000	0-0	.000	3-3	1.000	1	1	2	4.9	4	1	2	4	1	13	5.9
Western N.M.	01/14/2023		26:17	4-8	.500	0-0	.000	2-2	1.000	1	7	8	5.1	2	0	2	6	0	10	6.2
at UT Tyler	01/19/2023		16:48	1-3	.333	0-0	.000	2-2	1.000	2	4	6	5.2	4	0	5	0	1	4	6.1
at Texas Woman's	01/21/2023		18:15	1-5	.200	0-0	.000	2-2	1.000	1	5	6	5.2	4	1	0	0	0	4	6.0
at Midwestern St.	01/26/2023		13:00	3-4	.750	0-0	.000	1-3	.333	2	2	4	5.1	2	1	1	0	1	7	6.0
at Cameron	01/28/2023		25:07	7-8	.875	0-0	.000	0-0	.000	4	2	6	5.2	4	0	1	1	0	14	6.4
<b>Totals</b>		<b>1</b>	<b>373:34</b>	<b>57-95</b>	<b>.600</b>	<b>0-0</b>	<b>.000</b>	<b>26-45</b>	<b>.578</b>	<b>41</b>	<b>73</b>	<b>114</b>	<b>5.2</b>	<b>59</b>	<b>8</b>	<b>32</b>	<b>31</b>	<b>11</b>	<b>140</b>	<b>6.4</b>

**Player Averages**

Games Played	Minutes/ game	Points/ game	FG Pct	3FG Pct	FT Pct	Rebounds/ game	Assists/ game	Turnovers/ game	Assist/Turnover ratio	Steals/ game	Blocks/ game
22	17.0	6.4	60.0	0.0	57.8	5.2	0.4	1.5	0.3	0.5	1.4



# LUBBOCK CHRISTIAN UNIVERSITY WOMEN'S BASKETBALL GAME NOTES

Lubbock Christian vs Mo. Southern St.  
11/05/22 3:30 pm at Kansas City, MO

## Lubbock Christian 64 • 0-1,0-0 Lone Sta

#	Player		Total		3-Ptr		Rebounds			PF	TP	A	TO	Blk	Stl	Min
			FG-FGA	FG-FGA	FT-FTA	Off	Def	Tot								
00	Grace Foster	f	7-20	2-4	0-0	2	9	11	2	16	2	2	1	0	35	
34	Whitney Cox	f	3-7	0-0	0-0	2	4	6	1	6	1	0	0	0	16	
02	Maci Maddox	g	3-7	0-1	2-2	0	4	4	2	8	3	1	0	2	40	
03	Audrey Robertson	g	2-9	0-1	3-4	2	8	10	0	7	4	6	0	0	33	
15	Shaylee Stovall	g	2-4	1-3	9-10	1	1	2	2	14	1	0	0	1	30	
12	Taylor Thomas	g	0-2	0-0	1-2	0	1	1	1	1	1	2	1	1	13	
23	Martie McCoy	g	0-0	0-0	0-0	0	1	1	3	0	0	0	0	0	7	
30	Audrey Spurgin	g	1-2	0-0	0-0	0	0	0	1	2	0	0	0	0	5	
31	Tia Johnson	g	0-0	0-0	0-0	1	0	1	0	0	1	1	0	0	3	
40	Reese Schumann	g	4-6	0-0	2-5	3	3	6	2	10	0	2	2	0	18	
Team						2	2	4								
Totals				22-57	3-9	17-23	13	33	46	14	64	13	14	4	4	200
1st - FG %:			6-15	40.0%	2nd: 5-13	38.5%	3rd: 4-12	33.3%	4th: 7-17	41.2%	Game: 22-57		38.6%	Deadball		
3FG %:			0-1	0.0%	1-3	33.3%	2-4	50.0%	0-3	0.0%	3-9		33.3%	Rebounds		
FT %:			6-6	100.0%	4-4	100.0%	5-9	55.6%	2-4	50.0%	17-23		73.9%	1		

## Mo. Southern St. 65 • 1-0,0-0 Mid-Amer

#	Player		Total		3-Ptr		Rebounds			PF	TP	A	TO	Blk	Stl	Min
			FG-FGA	FG-FGA	FT-FTA	Off	Def	Tot								
05	Layne Skiles	f	2-7	1-5	1-1	3	4	7	3	6	1	0	1	0	28	
31	Madi Stokes	c	5-12	0-0	2-2	5	8	13	1	12	0	1	2	0	24	
01	Kryslyn Jones	g	4-8	2-5	0-0	2	2	4	2	10	1	3	0	1	28	
10	Kaitlin Hunnicutt	g	3-6	1-3	0-0	2	2	4	1	7	1	1	0	0	30	
21	Lacy Stokes	g	6-22	1-8	6-7	1	1	2	3	19	8	0	0	3	35	
02	Hailey Grant		0-2	0-0	0-0	0	2	2	2	0	0	0	0	0	6	
04	Mia Topping		0-1	0-1	0-0	0	0	0	1	0	0	1	0	0	5	
20	Cameron Call		0-2	0-2	0-0	2	2	4	2	0	2	2	0	1	16	
25	Amaya Johns		4-14	0-3	0-0	0	2	2	2	8	0	0	0	0	16	
34	Mira Khan		1-2	0-0	1-2	3	4	7	3	3	2	0	1	0	12	
Team						1	0	1								
Totals				25-76	5-27	10-12	19	27	46	20	65	15	8	4	5	200
1st - FG %:			4-20	20.0%	2nd: 11-19	57.9%	3rd: 6-18	33.3%	4th: 4-19	21.1%	Game: 25-76		32.9%	Deadball		
3FG %:			1-10	10.0%	2-7	28.6%	0-3	0.0%	5-27	18.5%	10-12		83.3%	Rebounds		
FT %:			2-4	50.0%	0-0	0.0%	4-4	100.0%	4-4	100.0%	10-12		83.3%	1		

Officials: Drew Roberts, Leah Lanie, Ty Bills

Technical fouls: Lubbock Christian-None. Mo. Southern St.-None.

Attendance: 205

2022-23 Women's Basketball. Round: 0. Lubbock Christian vs Mo. Southern St.. P

Score by periods	1st	2nd	3rd	4th	Total
Lubbock Christian	18	15	15	16	64
Mo. Southern St.	11	24	18	12	65

Points	In	Off	2nd	Fast	Bench
LCU	30	10	15	4	13
MSSU	34	18	16	8	11

Last FG - LCU 4th-03:18, MSSU 4th-00:31.

Largest lead - LCU by 7 1st-00:23, MSSU by 7 4th-09:51.

LCU led for 13:43, MSSU led for 19:16. Game was tied for 07:01.

Score tied - 13 times.  
Lead changed - 11 times.

Missouri Western vs Lubbock Christian  
11/06/22 5:30 pm at

## Missouri Western 101 • 1-0,0-0 Mid-Amer

#	Player		Total		3-Ptr		Rebounds				PF	TP	A	TO	Blk	Stl	Min
			FG	FGA	FG	FGA	FT	FTA	Off	Def							
25	Mary Fultz	f	3-5	0-0	3-3		1	1	2	1	9	0	0	2	0	21	
01	Camille Evans	g	2-5	0-1	2-2		2	1	3	2	6	6	3	0	1	29	
10	Connie Clarke	g	12-19	2-2	8-10		3	9	12	4	34	4	3	0	5	31	
23	Brianna Budgetts	g	4-9	1-6	3-4		0	3	3	1	12	0	2	0	3	24	
40	Jordan Cunningham	g	2-8	0-2	0-1		0	2	2	5	4	0	0	0	0	29	
02	Johnni Gonzalez	g	0-0	0-0	0-0		0	0	0	2	0	1	3	0	0	12	
03	Meredith Rieker	g	0-1	0-1	0-0		0	0	0	2	0	0	0	0	0	3	
05	Kadyn Cobb	g	0-1	0-1	0-0		0	0	0	1	0	0	0	0	0	3	
12	Cleao Murray	g	5-12	4-11	1-2		1	4	5	4	15	2	1	1	1	37	
22	Abby Bala	g	3-6	1-2	3-4		2	1	3	3	10	2	0	0	1	21	
31	Trinity Knapp	g	5-9	1-2	0-0		0	1	1	1	11	0	1	1	0	14	
44	Kassandra Caron	g	0-0	0-0	0-0		0	0	0	0	0	0	0	0	0	1	
Team							1	0	1								
Totals				36-75	9-28		20-26	10	22	32	26	101	15	13	4	11	225
1st - FG %:			9-17	52.9%	2nd: 6-19	31.6%	3rd: 9-17	52.9%	4th: 8-14	57.1%	Game: 36-75		48.0%	Deadball			
3FG %:			3-7	42.9%	2-10	20.0%	2-5	40.0%	1-3	33.3%	9-28		32.1%	Rebounds			
FT %:			1-2	50.0%	3-4	75.0%	4-6	66.7%	4-4	100.0%	20-26		76.9%	4,2			

## Lubbock Christian 96 • 0-2,0-0 Lone Sta

#	Player		Total FG-FGA	3-Ptr FG-FGA	FT-FTA	Rebounds Off Def Tot	PF	TP	A	TO	Blk	Stl	Min
00	Grace Foster	f	13-20	4-6	6-6	1 5 6	4	36	1	1	3	1	41
34	Whitney Cox	f	5-11	0-0	2-2	1 10 11	5	12	1	1	1	1	28
02	Maci Maddox	g	5-12	1-4	2-2	0 2 2	4	13	6	10	0	4	39
03	Audrey Robertson	g	4-8	0-1	7-8	3 2 5	2	15	2	1	0	2	40
15	Shaylee Stovall	g	0-2	0-0	6-8	0 1 1	2	6	1	1	0	0	34
12	Taylor Thomas		2-2	0-0	1-1	0 1 1	2	5	0	1	0	0	10
23	Martie McCoy		0-4	0-0	3-4	1 6 7	3	3	0	1	0	0	20
40	Reese Schumann		2-4	0-0	2-2	1 0 1	1	6	0	1	0	0	13
Team						1 4 5				1			
Totals			31-63	5-11	29-33	8 31 39	23	96	11	18	4	8	225
1st - FG %: 5-14 35.7%      2nd: 6-13 46.2%      3rd: 11-15 73.3%      4th: 6-14 42.9%      Game: 31-63 49.2%      Deadball													
3FG %: 0-2 0.0%      1-3 33.3%      1-1 100.0%      3-4 75.0%      5-11 45.5%													
FT %: 5-5 100.0%      5-6 83.3%      7-8 87.5%      6-6 100.0%      29-33 87.9%      Rebounds 4													

Officials: Jeremy McHugh, Allyn Richardson, Michelle Kramer

Technical fouls: Missouri Western-None. Lubbock Christian-None.

Attendance: 113

2022-23 Women's Basketball. Round: 0. Lubbock Christian vs Missouri Western. P

Score by periods	1st	2nd	3rd	4th	OT	Total
Missouri Western	22	17	24	21	17	101
Lubbock Christian	15	18	30	21	12	96

Points	In	Off	2nd	Fast	Bench
MWSU	48	21	13	26	36
LCU	44	18	12	8	14

Last FG - MWSU OT-00:33, LCU OT-00:17.

Largest lead - MWSU by 10 3rd-09:18, LCU by 4 4th-02:34.

MWSU led for 31:34, LCU led for 07:12. Game was tied for 06:14.

Score tied - 10 times.  
Lead changed - 12 times.

Colo. Christian vs Lubbock Christian  
11/11/22 6:00 pm at Lubbock, TX

## Colo. Christian 64 • 0-1,0-0 RMAC

#	Player	Total		3-Ptr		Rebounds		PF	TP	A	TO	Blk	Stl	Min		
		FG-FGA	FG-FGA	FT-FTA	Off	Def	Total									
05	Regan Loconte	f	3-10	1-5	0-0	0	3	3	7	0	4	0	2	18		
10	Agnes Paul	f	1-6	0-1	6-8	7	5	12	4	8	0	4	1	0	22	
11	Dasiya Jones	f	1-5	0-0	1-2	1	0	1	2	3	0	2	0	4	24	
21	Maggie Hutka	f	4-7	1-3	0-0	1	2	3	2	9	2	2	0	1	23	
01	Nicole Bowlin	g	2-5	0-2	1-1	0	3	3	2	5	1	3	0	0	18	
02	Victoria Perez	g	1-4	1-3	0-0	1	0	1	0	3	0	1	0	1	11	
20	Makenna Bodette	g	3-9	1-3	0-0	2	5	7	3	7	2	2	1	0	24	
23	Aleksandra Clayton	g	1-5	1-3	0-0	0	3	3	0	3	0	1	1	0	5	
14	Maia Guest	g	1-5	0-4	0-0	0	2	2	0	2	2	1	0	0	1	12
32	Mykaela Moore	g	5-6	0-0	1-1	2	2	4	2	11	0	1	1	1	17	
33	Christie Cole	g	1-1	0-0	0-0	0	0	1	1	2	1	1	1	3	11	
34	India Curry	g	2-8	0-1	0-0	3	0	3	2	2	4	1	0	1	15	
Team						1	1	2				1				
Totals			25-71	5-25	9-12	18	27	45	22	64	8	22	5	14	200	
1st - FG: 9-20 45.0% 2nd: 6-23 26.1% 3rd: 7-15 46.7% 4th: 1-13 7.7% Game: 25-71 35.2% Deadball																
3FG: 3-8 37.5% 2nd: 0-5 0.0% 2nd: 2-5 40.0% 1-7: 13 23.1% 5-25 20.0% Rebounds																
FT: 9-9 100% 1-1 100% 2-3 66.7% 3-6 50.0%																

# LUBBOCK CHRISTIAN UNIVERSITY WOMEN'S BASKETBALL GAME NOTES

## Lubbock Christian vs Southwestern Okla. 11/21/22 5:30 pm at Weatherford, OK

### Lubbock Christian 73 • 3-2,0-0 Lone Sta

#	Player	Total		3-Ptr		Rebounds			PF	TP	A TO Blk			Stl	Min
		FG-FGA	FG-FGA	FT-FTA	FT-FTA	Off	Def	Tot			A	TO	Blk		
00	Grace Foster	f	8-15	2-3	4-5	5	11	16	1	22	6	2	1	0	36
34	Whitney Cox	f	7-9	0-0	0-0	1	4	5	0	14	1	0	0	0	21
02	Maci Maddox	g	2-10	0-4	0-2	1	6	7	3	4	7	5	0	2	36
03	Audrey Robertson	g	4-9	0-3	3-3	1	5	6	1	11	5	4	2	1	35
15	Shaylee Stovall	g	1-3	0-2	1-3	0	0	0	1	3	1	3	0	0	27
04	Rachel Haase	g	3-8	3-7	0-0	0	0	0	0	9	1	0	1	0	14
12	Taylor Thomas	g	1-1	0-0	0-0	0	1	1	1	2	0	0	0	0	5
23	Martie McCoy	g	1-1	0-0	0-0	1	1	2	1	2	0	1	1	0	7
30	Audrey Spurgin	g	0-1	0-0	0-0	0	0	0	0	0	0	0	0	0	2
40	Reese Schumann	g	3-5	0-0	0-1	3	3	6	3	6	0	1	2	1	17
Team						0	2	2							
Totals			30-62	5-19	8-14	12	33	45	11	73	21	16	7	4	200
1st - FG %:		5-12	41.7%	2nd: 9-14	64.3%	3rd: 8-19	42.1%	4th: 8-17	47.1%	Game: 30-62	48.4%	Deadball			
3FG %:		1-5	20.0%	1-2	50.0%	1-7	14.3%	2-5	40.0%	5-19	26.3%	Rebounds			
FT %:		3-3	100.0%	3-5	60.0%	2-3	66.7%	0-3	0.0%	8-14	57.1%	1,1			

### Southwestern Okla. 67 • 0-4,0-0 GAC

#	Player	Total		3-Ptr		Rebounds			PF	TP	A TO Blk			Stl	Min
		FG-FGA	FG-FGA	FT-FTA	FT-FTA	Off	Def	Tot			A	TO	Blk		
12	Shamika Smith	f	6-13	1-5	0-0	2	4	6	1	13	0	1	0	3	29
02	Morgan Smith	g	7-11	2-2	2-2	1	3	4	1	18	3	0	0	1	38
05	Averi Zinn	g	4-15	0-6	2-2	0	3	3	3	10	6	1	0	0	37
21	Layni Zinn	g	0-8	0-1	0-0	0	2	2	1	0	0	0	1	0	23
23	Macy Gore	g	0-6	0-3	1-2	1	3	4	3	1	5	1	0	0	18
01	Fayth Laughlin	g	0-2	0-0	0-0	1	0	1	2	0	1	0	0	2	18
10	Adysen Wilson	g	6-9	6-8	0-0	0	4	4	2	18	1	0	0	2	24
11	Carson Dillard	g	0-0	0-0	0-0	0	0	0	0	0	0	0	0	0	1
24	Jamaya Johnson	g	3-5	0-1	1-2	1	4	5	3	7	0	4	0	0	12
Team						3	1	4							
Totals			26-69	9-26	6-8	9	24	33	16	67	16	8	1	8	200
1st - FG %:		7-19	36.8%	2nd: 10-22	45.5%	3rd: 4-13	30.8%	4th: 5-15	33.3%	Game: 26-69	37.7%	Deadball			
3FG %:		4-8	50.0%	5-10	50.0%	0-3	0.0%	0-5	0.0%	9-26	34.6%	Rebounds			
FT %:		0-0	0.0%	0-0	0.0%	1-2	50.0%	5-6	83.3%	6-8	75.0%	2,1			

Officials: Technical fouls: Lubbock Christian-None. Southwestern Okla.-None.  
Attendance: 374  
2022-23 Women's Basketball. Round: 0. Lubbock Christian vs Southwestern Okla..

Score by periods	1st	2nd	3rd	4th	Total
Lubbock Christian	14	22	19	18	73
Southwestern Okla.	18	25	9	15	67

Last FG - LCU 4th-01:07, SWOSU 4th-00:19.  
Largest lead - LCU by 12 4th-05:48, SWOSU by 11 2nd-06:37.  
LCU led for 16:10. SWOSU led for 21:45. Game was tied for 02:02.

Score tied - 2 times.  
Lead changed - 5 times.

## Western Colo. vs Lubbock Christian 11/27/22 3:00 pm at Lubbock, TX

### Western Colo. 38 • 1-4,0-0 RMAC

#	Player	Total		3-Ptr		Rebounds			PF	TP	A TO Blk			Stl	Min
		FG-FGA	FG-FGA	FT-FTA	FT-FTA	Off	Def	Tot			A	TO	Blk		
04	Rachel Cockman	f	7-14	0-0	4-4	2	6	8	3	18	1	5	2	2	38
14	Brooklyn Seymour	f	0-4	0-0	2-4	0	3	3	5	2	1	2	0	2	21
21	Hayley Valencia	f	1-9	0-1	1-2	0	3	3	1	3	2	1	0	0	30
00	Alyza Aikins	g	0-1	0-0	0-0	1	6	7	1	0	2	4	0	0	36
03	Emmery Wagstaff	g	3-15	3-8	2-2	2	6	8	3	11	1	4	1	2	40
13	Kylie Krise	g	0-2	0-1	0-0	0	0	0	0	0	0	1	0	0	9
15	Natalie Sumrock	g	1-1	0-0	0-0	0	6	6	5	2	0	2	0	1	18
35	Mia Lozoya	g	0-0	0-0	2-2	0	1	1	3	2	0	0	0	0	8
Team						0	1	1							
Totals			12-46	3-10	11-14	6	31	37	21	38	7	20	3	7	200
1st - FG %:		5-13	38.5%	2nd: 4-10	40.0%	3rd: 0-8	0.0%	4th: 3-15	20.0%	Game: 12-46	26.1%	Deadball			
3FG %:		2-4	50.0%	1-1	100.0%	0-1	0.0%	0-4	0.0%	3-10	30.0%	Rebounds			
FT %:		0-0	0.0%	4-4	100.0%	6-8	75.0%	1-2	50.0%	11-14	78.6%	2			

### Lubbock Christian 51 • 4-2,0-0 Lone Sta

#	Player	Total		3-Ptr		Rebounds			PF	TP	A TO Blk			Stl	Min
		FG-FGA	FG-FGA	FT-FTA	FT-FTA	Off	Def	Tot			A	TO	Blk		
00	Grace Foster	f	2-7	1-3	4-4	2	10	12	4	9	1	1	1	0	34
34	Whitney Cox	f	1-3	0-0	0-0	0	1	1	3	2	0	2	0	1	4
02	Maci Maddox	g	5-11	0-1	3-4	0	1	1	0	13	2	2	0	4	39
03	Audrey Robertson	g	2-7	1-4	6-8	1	6	7	1	11	2	1	0	1	37
15	Shaylee Stovall	g	2-7	1-4	2-4	0	1	1	1	7	0	0	0	0	27
04	Rachel Haase	g	0-1	0-0	0-0	0	0	0	0	0	0	1	0	0	6
12	Taylor Thomas	g	1-3	0-1	0-0	0	2	2	0	2	0	2	0	1	11
23	Martie McCoy	g	0-0	0-0	0-0	0	0	0	0	1	0	0	0	0	7
30	Audrey Spurgin	g	0-3	0-1	0-0	0	1	1	2	0	0	0	0	0	12
40	Reese Schumann	g	3-7	0-0	1-2	2	6	8	3	7	0	2	1	1	23
Team						0	1	1							
Totals			16-49	3-14	16-22	5	29	34	15	51	6	12	2	9	200
1st - FG %:		3-10	30.0%	2nd: 6-15	40.0%	3rd: 2-12	16.7%	4th: 3-15	20.0%	Game: 16-49	32.7%	Deadball			
3FG %:		1-3	33.3%	1-5	20.0%	0-2	0.0%	0-2	0.0%	3-14	21.4%	Rebounds			
FT %:		4-6	66.7%	0-0	0.0%	11-14	78.6%	1-2	50.0%	16-22	72.7%	3			

Officials: Kelsey Curry, Travis Clark, Chet Martin  
Technical fouls: Western Colo.-None. Lubbock Christian-None.  
Attendance: 258  
2022-23 Women's Basketball. Round: 0. Lubbock Christian vs Western Colo.. Play

Score by periods	1st	2nd	3rd	4th	Total
Western Colo.	12	13	6	7	38
Lubbock Christian	11	13	16	11	51

Last FG - WCU 4th-02:28, LCU 4th-02:02.  
Largest lead - WCU by 6 1st-03:15, LCU by 13 4th-02:50.  
WCU led for 15:41. LCU led for 20:34. Game was tied for 03:45.

Score tied - 5 times.  
Lead changed - 3 times.

## Okla. Christian vs Lubbock Christian 12/01/22 5:30 pm at Lubbock, TX

### Okla. Christian 61 • 0-4,0-1 Lone Sta

#	Player		Total		3-Ptr		Rebounds			PF	TP	A			To	Blk	Stl	Min
			FG-FGA	FG-FGA	FT-FTA	FT-FTA	Off	Def	Tot			A	To	Blk				
33	Olivia Travis	f	4-6	0-0	3-4	3	4	7	4	11	1	2	0	0			19	
03	JaQuia White	g	3-5	1-1	1-6	0	0	0	1	8	2	5	0	0			18	
05	Kate Bradley	g	2-3	2-2	0-0	1	2	3	2	6	3	4	0	0			29	
12	Brooklyn Bain	g	3-10	0-1	3-6	2	5	7	4	9	2	3	0	2			30	
24	Daijah Torns	g	1-2	0-0	1-2	1	4	5	1	3	1	5	0	1			21	
00	Nakia Cullom		2-5	0-0	1-2	2	0	2	1	5	0	3	0	0			12	
01	Kendall Brown		0-1	0-0	3-4	0	1	1	4	3	1	0	0	0			5	
10	Brooklyn Long		0-4	0-1	4-4	1	2	3	2	4	0	1	0	0			15	
14	Jordan Francisco		1-3	0-0	2-8	1	2	3	3	4	0	1	1	0			18	
22	Trinity Dobbs		0-1	0-1	2-2	0	0	0	1	2	1	0	0	0			14	
23	Natalie Smith		2-4	0-2	2-2	0	4	4	2	6	1	1	0	1			19	
	Team		18-44			1	2	3										
	Totals				3-8	22-40	12	26	38	25	61	12	25	1	4		200	
1st - FG %: 6-14 42.9% 2nd: 7-12 58.3% 3rd: 3-10 30.0% 4th: 2-8 25.0% Game: 18-44 40.9% Deadball																		
3FG %: 0-2 0.0% 2-4 50.0% 0-1 0.0% 1-3 33.3% 2-8 25.0% Rebounds																		
FT %: 1-4 25.0% 2-4 50.0% 6-12 50.0% 13-20 65.0%																		

# LUBBOCK CHRISTIAN UNIVERSITY WOMEN'S BASKETBALL GAME NOTES

## Lubbock Christian vs Tex. A&M Int'l 12/08/22 6:00 pm at Laredo, TX

### Lubbock Christian 47 • 6-3,2-1 Lone Sta

#	Player	Total		3-Ptr		Rebounds		PF	TP	A	TO	Blk	Stl	Min
		FG-FGA	FG-FGA	FT-FTA	Off Def Tot	PF	TP							
00	Grace Foster	f	3-8	2-6	3-4	1 7 8	3 11	1 5 1 2	35					
34	Whitney Cox	f	1-5	0-0	0-1	1 6 7	4 2	1 1 1 0	18					
02	Maci Maddox	g	5-19	1-6	0-0	1 3 4	1 11	3 6 1 2	37					
03	Audrey Robertson	g	3-9	0-3	0-0	0 2 2	2 6	2 2 0 1	37					
15	Shaylee Stovall	g	3-10	2-5	1-2	0 0 0	0 9	1 2 0 1	28					
04	Rachel Haase		0-2	0-1	0-0	0 0 0	1 0	0 1 0 0	7					
12	Taylor Thomas		0-0	0-0	2-2	0 0 0	1 2	0 1 0 0	3					
20	Carli Bostwick		0-0	0-0	0-2	0 0 0	0 0	0 0 0 0	8					
23	Martie McCoy		0-0	0-0	0-0	0 0 0	1 0	1 0 0 0	5					
30	Audrey Spurgin		0-0	0-0	0-0	0 0 0	1 0	0 2 0 0	5					
40	Reese Schumann		3-3	0-0	0-1	2 8 10	2 6	1 0 3 1	17					
Team					0 0 0			2						
Totals			18-56	5-21	6-12	5 26 31	16 47	10 22 6 7	200					

1st - FG %: 3-11 27.3% 2nd: 5-13 38.5% 3rd: 6-15 40.0% 4th: 4-17 23.5% Game: 18-56 32.1% Deadball Rebounds 7  
3FG %: 0-4 0.0% 3-5 60.0% 0-3 0.0% 2-9 22.2% 5-21 23.8%  
FT %: 0-0 0.0% 0-0 0.0% 1-5 20.0% 5-7 71.4% 6-12 50.0%

### Tex. A&M Int'l 60 • 5-3,1-2 Lone Sta

#	Player	Total		3-Ptr		Rebounds		PF	TP	A	TO	Blk	Stl	Min
		FG-FGA	FG-FGA	FT-FTA	Off Def Tot	PF	TP							
13	Clara Fernandez	f	0-5	0-1	2-2	0 9 9	1 2	1 3 3 1	34					
44	Raiana Brown	f	7-18	0-0	7-10	5 5 10	1 21	2 2 2 0	36					
01	Evelyn Quiroz	g	1-7	0-0	6-6	3 7 10	3 8	2 4 1 3	32					
04	Marija Bakic	g	1-7	0-2	2-4	0 4 4	4 4	2 2 0 2	31					
11	Emily Swiercz	g	5-8	4-6	0-0	0 2 2	1 14	2 4 1 4	35					
02	Silvia Blanco		0-0	0-0	0-0	1 0 1	1 0	1 0 0 0	3					
03	Meli Hornedo		1-1	1-1	0-0	0 0 0	0 3	1 0 0 0	3					
22	Barbara Turkalj		4-6	0-1	0-0	2 0 2	4 8	0 3 0 1	18					
30	Angelique Morgan		0-5	0-0	0-0	0 0 0	0 0	2 0 0 0	8					
Team					0 0 0									
Totals			19-57	5-11	17-22	11 27 38	15 60	13 18 7 11	200					

1st - FG %: 5-19 26.3% 2nd: 4-12 33.3% 3rd: 5-16 31.3% 4th: 5-10 50.0% Game: 18-56 32.1% Deadball Rebounds 6,5  
3FG %: 2-6 33.3% 0-0 0.0% 2-4 50.0% 1-1 100.0% 5-11 45.5%  
FT %: 2-2 100.0% 1-2 50.0% 2-2 100.0% 12-16 75.0% 17-22 77.3%

Officials: Technical fouls: Lubbock Christian-None. Tex. A&M Int'l-None.  
Attendance: 230  
2022-23 Women's Basketball. Round: 0. Lubbock Christian vs Tex. A&M Int'l. Pla

Score by periods	1st	2nd	3rd	4th	Total	In	Off	2nd	Fast	Bench
Lubbock Christian	6	13	13	15	47	Points	Paint	T/O	Chance	Break
Tex. A&M Int'l	14	9	14	23	60	LCU	28	16	4	13
						TAMU	28	15	13	14

Last FG - LCU 4th-00:19, TAMU 4th-01:02.  
Largest lead - LCU by 1 2nd-03:31, TAMU by 15 4th-00:28.  
LCU led for 00:53. TAMU led for 34:50. Game was tied for 04:17.

Score tied - 2 times.  
Lead changed - 4 times.

## Lubbock Christian vs Tex. A&M-Kingsville 12/10/22 1:00 pm at Kingsville, TX

### Lubbock Christian 76 • 7-3,3-1 Lone Sta

#	Player	Total		3-Ptr		Rebounds		PF	TP	A	TO	Blk	Stl	Min
		FG-FGA	FG-FGA	FT-FTA	Off Def Tot	PF	TP							
00	Grace Foster	f	8-13	3-5	2-2	2 12 14	3 21	3 4 0 0	32					
34	Whitney Cox	f	3-5	0-0	0-0	0 2 2	3 6	1 1 0 0	14					
02	Maci Maddox	g	3-9	0-3	3-3	1 6 7	1 9	9 3 0 2	39					
03	Audrey Robertson	g	2-4	0-0	2-2	1 3 4	1 6	5 1 1 0	33					
15	Shaylee Stovall	g	0-2	0-1	1-2	0 1 1	0 1	1 0 0 0	24					
04	Rachel Haase		8-10	4-5	1-1	0 0 0	0 21	0 0 0 0	16					
20	Carli Bostwick		1-3	0-0	0-0	0 1 1	0 2	0 0 0 0	10					
23	Martie McCoy		0-1	0-1	0-0	0 2 2	3 0	0 0 0 0	8					
30	Audrey Spurgin		1-2	0-0	0-0	0 0 0	1 2	1 0 0 0	4					
40	Reese Schumann		4-7	0-0	0-0	1 2 3	1 8	2 2 2 0	20					
Team					1 3 4									
Totals			30-56	7-15	9-12	6 32 38	13 76	22 11 3 2	200					

1st - FG %: 9-14 64.3% 2nd: 6-13 46.2% 3rd: 7-13 53.8% 4th: 8-16 50.0% Game: 30-56 53.6% Deadball Rebounds 2,1  
3FG %: 1-4 25.0% 0-1 0.0% 2-5 40.0% 4-5 80.0% 7-15 46.7%  
FT %: 3-3 100.0% 3-4 75.0% 2-2 100.0% 1-3 33.3%

### Tex. A&M-Kingsville 61 • 5-3,2-2 Lone Sta

#	Player	Total		3-Ptr		Rebounds		PF	TP	A	TO	Blk	Stl	Min
		FG-FGA	FG-FGA	FT-FTA	Off Def Tot	PF	TP							
35	Janessa Payne	f	2-4	0-1	0-0	1 7 8	2 4	3 0 0 0	27					
41	Veyda Lake	f	2-6	0-0	0-0	1 1 2	1 4	0 0 0 0	17					
03	Brianna Pena	g	10-14	2-3	0-0	0 1 1	3 22	3 1 0 3	31					
10	Mia Rivers	g	4-10	2-4	1-2	0 1 1	0 11	3 2 0 0	31					
24	Jayde Tschritter	g	1-3	1-1	0-0	0 2 2	0 3	0 0 0 2	33					
02	Shelby Ray		2-11	0-5	2-2	4 1 5	1 6	1 1 3 3	16					
01	Alyssa O' Malley		1-4	0-1	0-2	0 1 1	0 2	2 0 0 0	9					
14	Annelise Dominguez		1-3	0-1	0-0	0 1 1	1 2	0 0 0 0	9					
20	Georgia Chiaeri		3-11	1-4	0-2	1 4 5	1 7	0 2 0 1	27					
Team					2 2 4									
Totals			26-66	6-20	3-8	9 21 30	9 61	12 6 3 9	200					

1st - FG %: 4-16 25.0% 2nd: 7-17 41.2% 3rd: 6-18 33.3% 4th: 9-15 60.0% Game: 26-66 39.4% Deadball Rebounds 3  
3FG %: 1-5 20.0% 1-5 20.0% 2-5 40.0% 2-5 40.0% 6-20 30.0%  
FT %: 0-2 0.0% 2-2 100.0% 0-0 0.0% 1-4 25.0% 3-8 37.5%

Officials: Technical fouls: Lubbock Christian-None. Tex. A&M-Kingsville-None.  
Attendance: 202  
2022-23 Women's Basketball. Round: 0. Lubbock Christian vs Tex. A&M-Kingsville

Score by periods	1st	2nd	3rd	4th	Total	In	Off	2nd	Fast	Bench
Lubbock Christian	22	15	18	21	76	Points	Paint	T/O	Chance	Break
Tex. A&M-Kingsville	9	17	14	21	61	LCU	40	6	4	9
						TAMUK	30	9	13	17

Last FG - LCU 4th-01:46, TAMUK 4th-00:14.  
Largest lead - LCU by 24 4th-04:54, TAMUK by 2 1st-08:15.  
LCU led for 37:29. TAMUK led for 00:46. Game was tied for 01:45.

Score tied - 1 time.  
Lead changed - 1 time.

## Lubbock Christian vs Ga. Southwestern 12/16/22 1:15 pm at Las Vegas, NV

### Lubbock Christian 59 • 7-4,3-1 Lone Sta

#	Player	Total		3-Ptr		Rebounds		PF	TP	A	TO	Blk	Stl	Min
		FG-FGA	FG-FGA	FT-FTA	Off Def Tot	PF	TP							
00	Grace Foster	f	0-8	0-0	4-4	0 4 4	1 4	2 2 0 0	29					
34	Whitney Cox	f	1-4	0-0	0-0	0 2 2	2 2	1 0 0 0	10					
02	Maci Maddox	g	3-10	0-4	0-0	0 4 4	2 6	3 1 0 1	40					
03	Audrey Robertson	g	6-9	1-3	2-2	4 2 6	2 15	3 5 0 1	33					
15	Shaylee Stovall	g	1-5	1-4	2-2	0 0 0	4 5	1 2 0 0	26					
04	Rachel Haase		0-2	0-1	0-0	0 1 1	0 0	1 1 0 0	9					
12	Taylor Thomas		0-0	0-0	0-0	0 0 0	0 0	1 0 0 0	3					
20	Carli Bostwick		4-8	4-5	6-6	0 6 6	2 18	0 2 0 0	23					
23	Martie McCoy		0-0	0-0	0-0	0 1 1	0 0	0 0 0 0	2					
30	Audrey Spurgin		1-1	0-0	1-2	0 0 0	0 3	0 0 0 0	6					
40	Reese Schumann		3-4	0-0	0-1	2 7 9	3 6	0 2 2 0	19					
Team					4 4 8									
Totals			19-51	6-19	15-17	10 31 41	16 59	11 17 2 2	200					

1st - FG %: 6-14 42.9% 2nd: 3-11 27.3% 3rd: 5-14 35.7% 4th: 5-12 41.7% Game: 19-51 37.3% Deadball Rebounds 1  
3FG %: 1-5 20.0% 1-5 20.0% 2-4 50.0% 2-4 50.0% 6-19 31.6%  
FT %: 4-4 100.0% 4-4 100.0% 6-7 85.7% 1-2 50.0% 15-17 88.2%

### Ga. Southwestern 70 • 8-1,2-0 Peach Be

#	Player		Total		3-Ptr		Rebounds			PF	TP	A	TO	Blk	Stl	Min	
			FG-FGA	FG-FGA	FT-FTA	Off	Def	Tot									
23	Daelyn Craig	f	2-4	0-0	0-0	0	5	5	4	4	0	1	1	0	1	23	
24	Kayla Langley	f	8-16	0-0	2-5	1	8	9	4	18	0	3	0	1	1	26	
01	Lex Chatman	g	0-1	0-1	0-0	0	3	3	2	0	0	0	0	0	0	16	
03	Jacquelyn Levay	g	2-8	1-6	7-7	2	2	4	1	12	3	0	0	0	0	37	
05	Ava Jones	g	5-16	1-3	0-0	2	1	3	2	11	8	0	2	0	0	34	
00	Destiny Garrett		2-3	0-0	0-0	1	2	3	1	4	2	3	0	1	1	19	
02	Jolicia Williams		6-12	5-11	0-1	0	0	0	1	17	0	0	0	0	3	30	
13	Skyler Christmas		0-1	0-0	0-0	0	0	0	1	0	1	0	0	0	0	3	
14	Kayla Grant		2-3	0-0	0-0	1	2	3	0	4	1	0	0	1	1	12	
Team						2	0	2			1						
Totals						7-21	9-13		9	23	16	70	15	8	2	7	200
1st - FG %:			6-18	33.3%		2nd: 9-18	50.0%		3rd: 5-18	27.8%		4th: 7-10	70.0%		Game: 27-64	42.2%	Deadball
1st - FT %:			1-3	33.3%		2nd: 2-4	50.0%		3rd: 2-4	50.0%		4th: 7-10	70.0%		7-13	53.8%	Rebounds
1st - FT %:			1-3	33.3%		2nd: 2-3	66.7%		3rd: 1-1	100.0%		4th: 5-6	83.3%		9-13	69.2%	

# LUBBOCK CHRISTIAN UNIVERSITY WOMEN'S BASKETBALL GAME NOTES

## Cameron vs Lubbock Christian 12/30/22 5:30 pm at Lubbock, TX

### Cameron 34 • 6-6,3-3 Lone Sta

#	Player	Total		3-Ptr		Rebounds			PF	TP	A TO Blk Stl				Min
		FG-FGA	FT-FTA	FG-FGA	FT-FTA	Off	Def	Tot			A	TO	Blk	Stl	
22	Alena Wilson	f	2-10	0-1	0-0	2	4	6	1	4	1	8	0	0	19
32	Karley Miller	f	1-3	1-1	0-0	1	4	5	2	3	0	2	3	0	19
03	Kailyn Lay	g	1-4	1-2	0-0	0	3	3	3	0	1	0	1	0	14
10	Katie King	g	0-1	0-1	0-0	0	2	2	1	0	1	2	0	1	27
23	Korie Allensworth	g	2-7	0-3	0-0	0	2	2	0	4	0	1	1	1	17
02	Taliyah Johnson		0-2	0-1	0-0	0	0	0	0	0	1	0	0	1	13
11	Mikayla Peterson		0-5	0-1	0-0	1	1	2	0	0	0	2	0	1	13
12	Hallie Horton		0-3	0-1	0-0	0	2	2	1	0	0	2	0	0	11
15	Lindsey Waits		0-2	0-1	0-0	0	0	0	0	0	0	0	0	0	8
21	Kloe Heidebrecht		1-3	0-1	0-0	1	1	2	0	2	0	1	0	0	14
24	Lakya Leslie		0-3	0-0	0-0	0	3	3	2	0	0	0	0	0	14
25	Alannah Gillespie		3-5	0-0	2-2	0	1	1	1	8	0	2	0	1	15
33	Klara Lovings		4-8	1-3	1-3	0	2	2	3	10	0	2	0	0	16
Team						1	2	3							
Totals			14-56	3-16	3-5	6	27	33	14	34	3	23	4	6	200

### Lubbock Christian 85 • 9-4,4-1 Lone Sta

#	Player	Total		3-Ptr		Rebounds			PF	TP	A TO Blk Stl				Min
		FG-FGA	FT-FTA	FG-FGA	FT-FTA	Off	Def	Tot			A	TO	Blk	Stl	
00	Grace Foster	f	3-3	1-1	5-6	1	6	7	2	12	2	3	0	0	19
20	Carli Bostwick	f	3-13	1-6	0-1	0	2	2	1	7	1	1	0	1	19
02	Maci Maddox	g	4-7	1-2	2-2	0	3	3	0	11	4	2	0	3	23
03	Audrey Robertson	g	4-5	2-2	1-1	1	7	8	0	11	4	2	0	2	21
15	Shaylee Stovall	g	4-6	1-3	1-1	0	2	2	1	10	0	2	0	1	22
04	Rachel Haase		5-12	4-10	0-0	0	0	0	1	14	0	1	0	1	21
12	Taylor Thomas		1-3	0-1	0-0	0	2	2	0	2	1	1	1	1	18
23	Martie McCoy		0-2	0-1	0-0	2	3	5	1	0	3	0	0	0	16
20	Audrey Spurgin		3-5	0-0	2-2	2	2	4	1	8	1	1	1	0	11
33	Deja Johnson		2-4	1-3	0-0	0	3	3	0	5	2	2	0	0	12
40	Reese Schumann		2-6	0-0	1-1	0	6	6	1	5	1	0	1	1	18
Team						4	2	6							
Totals			31-66	11-29	12-14	10	38	48	8	85	19	15	3	10	200

1st - FG %: 13-20 65.0% 2nd: 6-13 46.2% 3rd: 6-19 31.6% 4th: 6-14 42.9% Game: 31-66 47.0% Deadball  
3FG %: 4-8 50.0% 3-7 42.9% 3-9 33.3% 1-5 20.0% 11-29 37.9%  
FT %: 4-4 100.0% 5-7 71.4% 0-0 0.0% 3-3 100.0% 12-14 85.7%

#### Officials:

Technical fouls: Cameron-None. Lubbock Christian-None.

Attendance: 481

2022-23 Women's Basketball. Round: 0. Cameron vs Lubbock Christian. Played at

Score by periods	1st	2nd	3rd	4th	Total
Cameron	6	8	12	8	34
Lubbock Christian	34	20	15	16	85

Last FG - CU 4th-01:54, LCU 4th-00:55.  
Largest lead - CU None, LCU by 51 4th-00:55.  
CU led for 00:00. LCU led for 38:42. Game was tied for 01:18.

Score tied - 0 times.  
Lead changed - 0 times.

## Lubbock Christian vs Tex. Permian Basin 01/05/23 5:15 pm at Odessa, TX

### Lubbock Christian 73 • 11-4,6-1 Lone St

#	Player	Total		3-Ptr		Rebounds			PF	TP	A TO Blk Stl				Min
		FG-FGA	FT-FTA	FG-FGA	FT-FTA	Off	Def	Tot			A	TO	Blk	Stl	
00	Grace Foster	f	6-12	3-6	5-6	1	6	7	5	20	0	4	2	0	31
20	Carli Bostwick	f	0-1	0-1	0-0	0	1	1	2	0	0	3	0	0	5
02	Maci Maddox	g	5-9	0-1	3-4	0	1	1	1	13	5	4	0	2	39
03	Audrey Robertson	g	6-12	2-4	4-4	2	7	9	3	18	3	6	0	0	39
15	Shaylee Stovall	g	0-2	0-2	2-2	0	4	4	3	2	0	1	0	4	29
04	Rachel Haase		1-3	1-2	0-0	0	1	1	1	3	0	0	0	1	13
12	Taylor Thomas		1-1	0-0	4-5	0	1	1	2	6	0	0	0	0	8
23	Martie McCoy		2-3	0-1	2-2	0	4	4	2	6	3	0	0	1	24
40	Reese Schumann		2-3	0-0	1-3	2	0	2	5	5	0	2	0	0	12
Team						1	5	6							
Totals			23-46	6-17	21-26	6	30	36	24	73	11	21	2	8	200

1st - FG %: 3-7 42.9% 2nd: 8-14 57.1% 3rd: 4-15 26.7% 4th: 8-10 80.0% Game: 23-46 50.0% Deadball  
3FG %: 2-2 100.0% 3-3 100.0% 1-8 12.5% 0-0 0.0% 6-17 35.3%  
FT %: 5-6 83.3% 2-4 50.0% 11-13 84.6% 21-26 80.8%

### Tex. Permian Basin 60 • 6-8,3-5 Lone Sta

#	Player	Total		3-Ptr		Rebounds			PF	TP	A TO Blk Stl				Min
		FG-FGA	FT-FTA	FG-FGA	FT-FTA	Off	Def	Tot			A	TO	Blk	Stl	
11	Morgan Helgesen	f	3-15	1-9	5-6	5	6	11	5	12	1	2	0	0	27
23	Alexus Quaadman	f	6-8	0-0	5-7	5	4	9	5	17	1	5	0	2	22
04	Kamari Portalis	g	1-6	1-1	0-0	0	1	1	4	3	2	0	0	2	29
10	Avalon Munoz	g	5-16	1-5	6-8	2	3	5	2	17	1	4	0	2	37
15	Holly Hemmeline	g	2-10	0-5	0-3	1	1	2	2	4	0	1	0	4	31
01	Andreea Mancha		1-3	0-2	0-0	2	1	3	3	2	0	4	0	1	17
12	Makayla Bingley		1-2	0-0	0-0	1	1	2	0	2	0	1	0	1	11
13	Diavian Spencer		0-3	0-3	0-0	0	1	1	2	0	0	1	0	0	14
22	Khiara Flugence		1-2	0-0	1-2	1	0	1	2	3	0	0	0	0	12
Team						4	2	6							
Totals			20-65	3-25	17-26	22	19	41	25	60	5	18	0	12	200

1st - FG %: 4-12 33.3% 2nd: 8-23 34.8% 3rd: 4-15 26.7% 4th: 4-15 26.7% Game: 20-65 30.8% Deadball  
3FG %: 0-4 0.0% 1-7 14.3% 2-6 33.3% 0-8 0.0% 3-25 12.0%  
FT %: 1-1 100.0% 1-3 33.3% 7-12 58.3% 8-10 80.0% 17-26 65.4%

#### Officials:

Technical fouls: Lubbock Christian-None. Tex. Permian Basin-None.

Attendance: 128

2022-23 Women's Basketball. Round: 0. Lubbock Christian vs Tex. Permian Basin.

Score by periods	1st	2nd	3rd	4th	Total
Lubbock Christian	13	22	11	27	73
Tex. Permian Basin	9	18	17	16	60

Last FG - LCU 4th-02:11, UTPB 4th-00:15.  
Largest lead - LCU by 15 4th-00:34, UTPB by 1 1st-09:17.  
LCU led for 31:14, UTPB led for 06:25. Game was tied for 02:21.

Score tied - 5 times.  
Lead changed - 6 times.

## Midwestern St. vs Lubbock Christian 01/01/23 1:00 pm at Lubbock, TX

### Midwestern St. 63 • 2-10,1-6 Lone St

#	Player	Total		3-Ptr		Rebounds			PF	TP	A TO Blk Stl				Min
		FG-FGA	FT-FTA	FG-FGA	FT-FTA	Off	Def	Tot			A	TO	Blk	Stl	
23	Mandy Withey	f	2-6	0-0	0-2	1	1	2	3	4	0	1	0	0	14
24	Dyamon Griggs	g	7-11	0-0	2-2	3	10	13	2	16	0	7	0	0	23
02	Sheridan Bostic	g	1-1	1-1	0-0	0	2	2	0	3	1	0	0	0	10
04	Natalie Stice	g	2-10	1-3	2-2	1	0	1	2	7	1	1	0	3	35
10	Kennedi Green	g	2-14	0-2	5-6	0	2	2	4	9	5	5	0	3	34
01	Shawnisay Millar		1-2	0-0	0-0	0	2	2	1	2	1	1	0	0	10
01	Eternity Jackson		1-4	0-0	3-3	1	1	2	3	5	0	0	0	0	13
03	Maya Kendall		0-0	0-0	0-0	1	1	2	0	0	0	0	0	0	10
12	Markayla Johnson		0-4	0-0	0-0	1	0	1	3	0	0	1	0	1	11
14	Yasmine Sifaoui		2-6	0-0	1-1	1	2	3	3	5	1	3	1	2	16
22	Jordan Mathis		4-6	0-0	4-5	4	2	6	2	12	0	1	1	0	24
Team						4	0	4							
Totals			22-64	2-6	17-21	17	23	40	23	63	9	21	2	9	200

1st - FG %: 5-16 31.3% 2nd: 5-18 27.8% 3rd: 8-16 50.0% 4th: 4-14 28.6% Game: 22-64 34.4% Deadball  
3FG %: 0-2 0.0% 0-0 0.0% 2-2 100.0% 0-2 0.0% 2-6 33.3%  
FT %: 6-6 100.0% 0-0 0.0% 2-3 66.7% 9-10 90.0% 17-21 81.0%

### Lubbock Christian 74 • 10-4,5-1 Lone St

#	Player		Total		3-Ptr		Rebounds			PF	TP	A TO Blk Stl				Min
			FG-FGA	FT-FTA	FG-FGA	FT-FTA	Off	Def	Tot			A	TO	Blk	Stl	
00	Grace Foster	f	7-13	2-5	11-12	3	11	14	3	27	4	6	3	1	38	
40	Reese Schumann	c	1-3	0-0	3-6	3	4	7	4	5	0	1	0	0	24	
02	Maci Maddox	g	4-8	0-0	4-5	1	2	3	2	12	8	5	0	2	39	
03	Audrey Robertson	g	5-10	0-1	1-2	2	1	3	5	11	0	0	0	1	20	
15	Shaylee Stovall	g	4-9	2-4	3-3	0	2	2	1	13	1	4	0	1	34	
04	Rachel Haase		0-4	0-3	0-0	0	0	0	1	0	0	0	0	1	8	
12	Taylor Thomas		2-4	0-2	2-2	0	3	3	3	6	0	1	0	3	11	
20	Carli Bostwick		0-2	0-1	0-2	0	1	1	0	0	0	0	0	0	12	
23	Martie McCoy		0-0	0-0	0-0	0	1	1	2	0	0	0	1	0	7	
30	Audrey Spurgin		0-1	0-0	0-0	0	1	1	1	0	0	1	0	0	7	
	Team						3	1	4			1				
	Totals		23-54	4-16	24-32	12	27	39	22	74	13	19	4	9	200	
1st	FG %:	7-16	43.8%	2nd:	6-14	42.9%	3rd:	5-12	41.7%	4th:	5-12	41.7%	Game:	23-54	42.6%	Deadball
	3FG %:	0-3	0.0%		2-5	40.0%		2-6	33.3%		0-2	0.0%		4-16	25.0%	Rebounds
	FT %:	2-2	100.0%		5-10	50.0%		8-9	88.9%		9-11	81.8%		24-32	75.0%	4



## LUBBOCK CHRISTIAN UNIVERSITY WOMEN'S BASKETBALL GAME NOTES

Eastern N.M. vs Lubbock Christian  
01/12/23 5:30 pm at Lubbock, TX

## Eastern N.M. 55 • 7-7,4-5 Lone Sta

#	Player	Total		3-Ptr		Rebounds			PF	TP	A TO Blk Stl				Min
		FG-FGA	FG-FGA	FT-FTA	Off Def Tot	PF	TP	A TO Blk Stl							
05	Julietta Ceja	f	0-2	0-1	0-0	1 2 3	2	0	0	0	0	0	0	12	
12	Deja Adrian	f	4-14	1-5	9-9	1 6 7	3	18	2	3	0	1	35		
30	Lazurea Saunders	f	6-11	1-3	0-0	3 4 7	0	13	3	5	0	1	32		
01	Ashley Shipley	g	0-4	0-3	0-0	2 1 3	1	0	0	1	0	3	34		
20	Bella Stone	g	5-12	1-5	2-2	3 3 5	3	13	1	1	0	4	36		
00	Edecia Beck		3-8	0-1	4-4	2 1 3	2	10	1	2	0	1	19		
04	Corin Camara		0-6	0-6	0-0	0 1 1	0	0	0	1	0	0	14		
23	Alexandria SariĀana		0-0	0-0	0-0	0 0 0	0	0	0	0	0	0	8		
24	KIKI Roberts		0-4	0-0	1-2	1 1 2	3	1	0	0	0	0	8		
32	Marley Freeman		0-0	0-0	0-0	0 0 0	0	0	0	1	0	0	2		
Team			1 2 3												
Totals			18-61	3-24	16-17	13 21 34	14	55	7	14	0	10	200		
1st - FG %:		5-16	31.3%	2nd: 6-17	35.3%	3rd: 4-15	26.7%	4th: 3-13	23.1%	Game: 18-61	29.5%	Deadball			
3FG %:		0-5	0.0%	1-7	14.3%	0-7	0.0%	2-5	40.0%	3-24	12.5%	Rebounds			
FT %:		5-5	100.0%	2-2	100.0%	4-4	100.0%	5-6	83.3%	16-17	94.1%	1			

## Lubbock Christian 77 • 12-5,7-2 Lone St

#	Player	Total		3-Ptr		Rebounds			PF	TP	A TO Blk Stl				Min
		FG-FGA	FG-FGA	FT-FTA	Off Def Tot	PF	TP	A TO Blk Stl							
00	Grace Foster	f	7-10	2-2	1-1	0 11 11	1	17	3	3	1	2	31		
34	Whitney Cox	f	1-1	0-0	0-0	0 0 0	2	2	1	2	0	0	11		
02	Maci Maddox	g	3-9	1-5	2-2	0 1 1	0	9	7	1	0	3	36		
03	Audrey Robertson	g	4-7	3-5	1-2	0 4 4	2	12	4	3	0	1	29		
15	Shaylee Stovall	g	4-6	2-4	0-1	0 4 4	2	10	1	3	0	0	29		
04	Rachel Haase		2-5	1-3	0-0	0 1 1	0	5	1	0	0	0	9		
12	Taylor Thomas		0-0	0-0	0-0	0 0 0	0	0	0	0	0	0	4		
20	Carli Bostwick		2-2	0-0	1-2	0 2 2	1	5	0	0	0	0	9		
23	Martie McCoy		1-1	0-0	1-1	0 0 0	0	3	0	1	0	0	10		
30	Audrey Spurgin		0-1	0-0	1-2	0 0 0	1	1	0	0	0	0	2		
31	Tia Johnson		0-1	0-1	0-0	0 2 2	1	0	1	0	0	0	6		
33	Deja Johnson		0-0	0-0	0-0	0 0 0	0	0	0	0	0	0	2		
40	Reese Schumann		5-5	0-0	3-3	1 1 2	4	13	1	2	4	1	22		
Team			0 4 4					3							
Totals			29-48	9-20	10-14	1 30 31	14	77	19	18	5	7	200		
1st - FG %:		6-9	66.7%	2nd: 6-13	46.2%	3rd: 7-13	53.8%	4th: 10-13	76.9%	Game: 29-48	60.4%	Deadball			
3FG %:		2-3	66.7%	3-9	33.3%	3-6	50.0%	1-2	50.0%	9-20	45.0%	Rebounds			
FT %:		5-5	100.0%	1-2	50.0%	2-4	50.0%	2-3	66.7%	10-14	71.4%	1			

Officials:

Technical fouls: Eastern N.M.-None. Lubbock Christian-None.

Attendance: 258

2022-23 Women's Basketball. Round: 0. Eastern N.M. vs Lubbock Christian. Playe

Score by periods	1st	2nd	3rd	4th	Total
Eastern N.M.	15	15	12	13	55
Lubbock Christian	19	16	19	23	77

Points	In	Off	2nd	Fast	Bench
ENMU	28	T/O	12	11	11
LCU	32	21	2	6	27

Last FG - ENMU 4th-03:09, LCU 4th-02:23.

Largest lead - ENMU by 1 2nd-03:01, LCU by 23 4th-01:36.

ENMU led for 01:23, LCU led for 38:16, Game was tied for 00:21.

Score tied - 0 times.

Lead changed - 2 times.

Western N.M. vs Lubbock Christian  
01/14/23 1:00 pm at Lubbock, TX

## Western N.M. 50 • 4-11,2-8 Lone St

#	Player	Total		3-Ptr		Rebounds			PF	TP	A TO Blk Stl				Min
		FG-FGA	FG-FGA	FT-FTA	Off Def Tot	PF	TP	A TO Blk Stl							
25	Susi Namao	f	5-9	1-2	1-1	0 5 5	4	12	0	2	0	0	23		
21	Eliza Joynes	c	2-8	0-1	0-0	2 2 4	1	4	0	0	2	0	24		
01	Brooke Rodgers		3-9	0-1	0-2	1 7 8	2	6	0	2	1	1	29		
05	Alina Simon	g	0-5	0-2	0-0	0 0 0	0	0	0	0	0	0	23		
12	Sydney Wright	g	2-6	1-3	0-0	0 0 0	2	5	1	1	0	0	20		
02	Delaney Cook		1-7	0-1	1-1	1 2 3	0	3	1	2	1	0	20		
10	Cassandra Vickery		0-1	0-0	0-0	0 1 1	1	0	0	0	0	0	12		
11	Kyra Paniora		0-1	0-0	2-2	0 5 5	1	2	1	0	0	1	14		
31	Bria Reed		0-4	0-0	1-2	0 1 1	0	1	0	1	0	0	15		
33	Diamond Moore		8-18	0-0	1-1	6 4 10	3	17	0	0	0	0	20		
Team			3 3 6												
Totals			21-68	2-10	6-9	13 30 43	14	50	6	10	4	3	200		
1st - FG %:		4-14	28.6%	2nd: 4-15	26.7%	3rd: 5-17	29.4%	4th: 8-22	36.4%	Game: 21-68	30.9%	Deadball			
3FG %:		0-1	0.0%	0-2	0.0%	2-5	0.0%	0-2	0.0%	2-10	20.0%	Rebounds			
FT %:		2-2	100.0%	1-3	33.3%	0-0	0.0%	3-4	75.0%	6-9	66.7%	1			

## Lubbock Christian 67 • 13-5,8-2 Lone St

#	Player	Total		3-Ptr		Rebounds			PF	TP	A TO Blk Stl				Min
		FG-FGA	FG-FGA	FT-FTA	Off Def Tot	PF	TP	A TO Blk Stl							
00	Grace Foster	f	5-15	1-8	3-3	2 11 13	0	14	2	0	1	0	30		
34	Whitney Cox	f	0-1	0-0	0-0	0 1 1	0	0	0	1	0	0	6		
02	Maci Maddox	g	2-7	0-1	0-0	0 3 3	0	4	5	3	0	0	34		
03	Audrey Robertson	g	3-8	0-2	3-4	0 4 4	0	9	4	1	1	1	28		
15	Shaylee Stovall	g	2-3	2-2	2-2	0 2 2	0	8	1	0	0	1	28		
04	Rachel Haase		2-4	1-3	0-0	0 1 1	1	5	0	1	0	0	13		
12	Taylor Thomas		1-1	0-0	0-0	0 0 0	1	2	0	0	0	0	3		
20	Carli Bostwick		2-5	0-1	0-0	0 3 3	0	4	0	0	0	1	11		
23	Martie McCoy		0-1	0-1	0-0	0 1 1	1	0	0	1	0	1	9		
30	Audrey Spurgin		3-5	0-0	3-4	0 1 1	3	9	0	0	0	0	7		
31	Tia Johnson		1-2	0-0	0-0	0 1 1	2	2	0	0	0	0	3		
33	Deja Johnson		0-0	0-0	0-0	0 0 0	0	0	0	0	0	0	2		
40	Reese Schumann		4-8	0-0	2-2	1 7 8	2	10	0	2	6	0	26		
Team			4 1 5												
Totals			25-60	4-18	13-15	7 36 43	10	67	12	9	8	4	200		
1st - FG %:		4-15	26.7%	2nd: 4-16	25.0%	3rd: 9-15	60.0%	4th: 8-14	57.1%	Game: 25-60	41.7%	Deadball			
3FG %:		0-5	0.0%	1-6	16.7%	2-5	40.0%	1-2	50.0%	4-18	22.2%	Rebounds			
FT %:		2-2	100.0%	5-6	83.3%	4-5	80.0%	2-2	100.0%	13-15	86.7%	0			

Officials:

Technical fouls: Western N.M.-None. Lubbock Christian-None.

Attendance: 409

2022-23 Women's Basketball. Round: 0. Lubbock Christian vs Western N.M.. Playe

Score by periods	1st	2nd	3rd	4th	Total
Western N.M.	10	9	12	19	50
Lubbock Christian	10	14	24	19	67

Points	In	Off	2nd	Fast	Bench
WNMU	32	11	10	0	23
LCU	32	10	8	11	32

Last FG - WNMU 4th-01:03, LCU 4th-01:41.

Largest lead - WNMU by 4 1st-08:27, LCU by 23 4th-01:41.

WNMU led for 08:25, LCU led for 24:07, Game was tied for 07:28.

Score tied - 7 times.

Lead changed - 3 times.

Lubbock Christian vs UT Tyler  
01/19/23 5:00 pm at Tyler, TX

## Lubbock Christian 57 • 13-6,8-3 Lone St

#	Player	Total		3-Ptr		Rebounds			PF	TP	A TO Blk Stl				Min
		FG-FGA	FG-FGA	FT-FTA	Off Def Tot	PF	TP	A TO Blk Stl							
00	Grace Foster	f	2-3	1-1	0-0	1 9 10	1	5	1	3	0	0	34		
23	Martie McCoy	f	0-0	0-0	2-2	0 2 2	3	2	0	1	0	1	8		
02	Maci Maddox	g	5-14	4-7	0-0	0 2 2	3	14	5	5	0	1	34		
03	Audrey Robertson	g	3-9	0-5	2-2	1 6 7	3	8	3	5	0	3	39		
15	Shaylee Stovall	g	5-10	3-8	0-0	0 3 3	4	13	1	3	0	0	34		
04	Rachel Haase		4-9	3-7	0-0	1 1 2	3	11	4	1	0	0	23		
20	Carli Bostwick		0-2	0-2	0-0	0 0 0	0	0	0	0	0	0	6		

# LUBBOCK CHRISTIAN UNIVERSITY WOMEN'S BASKETBALL GAME NOTES

## Lubbock Christian vs Midwestern St. 01/26/23 5:30 pm at Wichita Falls, Texas

### Lubbock Christian 61 • 14-7, 9-4

#	Player	Total		3-Ptr		Rebounds			PF	TP	A	TO	Blk	Stl	Min
		FG-FGA	FG-FGA	FT-FTA	Off	Def	Tot								
00	Grace Foster	f	4-7	0-2	4-6	0	5	5	1	12	0	2	2	0	23
23	Martie McCoy	f	2-7	1-3	0-0	0	5	5	4	5	1	0	0	0	19
02	Maci Maddox	g	3-4	0-0	0-0	0	4	4	2	6	1	1	0	0	27
03	Audrey Robertson	g	1-2	0-0	0-0	1	4	5	0	2	3	0	0	0	21
15	Shaylee Stovall	g	2-5	2-3	5-6	0	0	0	1	11	4	2	0	0	24
04	Rachel Haase	g	2-8	1-5	0-0	0	3	3	0	5	2	0	1	0	15
12	Taylor Thomas		1-1	0-0	1-1	0	2	2	2	3	1	2	0	0	12
20	Carli Bostwick		0-1	0-0	0-0	1	3	4	1	0	0	0	0	0	12
40	Audrey Spurgin		0-4	0-0	2-2	1	2	3	1	2	1	1	0	0	9
31	Tia Johnson		2-5	0-1	0-0	1	1	2	2	4	0	0	0	0	7
33	Deja Johnson		1-2	0-0	0-0	0	0	0	0	2	1	0	0	0	9
34	Whitney Cox		1-4	0-0	0-0	0	2	2	1	2	0	1	2	0	9
40	Reese Schumann		3-4	0-0	1-3	2	2	4	2	7	1	1	0	1	13
Team					1	3	4								
Totals			22-54	4-14	13-18	7	36	43	17	61	15	10	5	1	200
1st - FG %:		5-12	41.7%	2nd: 6-14	42.9%	3rd: 6-13	46.2%	4th: 5-15	33.3%	Game: 22-54	40.7%	Deadball			
3FG %:		0-5	0.0%	1-4	25.0%	2-2	100.0%	1-3	33.3%	4-14	28.6%	Rebounds			
FT %:		1-2	50.0%	4-6	66.7%	7-9	77.8%	1-1	100.0%	13-18	72.2%	3			

### Midwestern St. 37 • 5-15, 3-11

#	Player	Total		3-Ptr		Rebounds			PF	TP	A	TO	Blk	Stl	Min
		FG-FGA	FG-FGA	FT-FTA	Off	Def	Tot								
00	Shawnisay Millar	f	1-8	0-1	1-4	2	3	5	4	3	0	1	0	0	29
24	Dyamon Griggs	f	5-11	1-2	6-7	3	3	6	4	17	0	2	0	0	21
01	Eternity Jackson	g	1-7	0-3	0-0	0	1	1	0	2	1	0	0	0	28
03	Maya Kendall	g	1-2	0-0	3-4	0	2	2	1	5	0	0	0	0	22
04	Natalie Stice	g	0-8	0-5	2-2	0	5	5	2	2	1	1	0	2	25
02	Sheridan Bostic		0-5	0-3	0-0	0	0	0	0	0	0	0	0	0	17
05	Makenzee Boucher		0-1	0-0	1-2	0	2	2	0	1	0	0	0	0	12
12	Markayla Johnson		0-1	0-0	0-0	0	1	1	0	0	0	0	1	1	16
14	Yasmine Sifaoui		0-3	0-0	1-2	1	2	3	3	1	2	3	0	0	15
23	Mandy Withey		3-8	0-0	0-2	4	5	9	2	6	0	0	2	1	15
Team					1	3	4								
Totals			11-54	1-14	14-23	11	27	38	16	37	4	8	7	4	200
1st - FG %:		3-14	21.4%	2nd: 3-15	20.0%	3rd: 1-12	8.3%	4th: 4-13	30.8%	Game: 11-54	20.4%	Deadball			
3FG %:		0-4	0.0%	1-8	12.5%	0-1	0.0%	0-1	0.0%	1-14	7.1%	Rebounds			
FT %:		4-4	100.0%	1-2	50.0%	1-4	25.0%	8-13	61.5%	14-23	60.9%	5			

Officials: Darcy Schlabach, Tommy Prossie, Victoria Cortez.

Technical fouls: Lubbock Christian-None. Midwestern St.-Dyamon Griggs.

Attendance: 872

Score by periods	1st	2nd	3rd	4th	Total
Lubbock Christian	11	17	21	12	61
Midwestern St.	10	8	3	16	37

Last FG - LCU 4th-00:47, MSU 4th-02:07.

Largest lead - LCU by 30 3rd-00:30, MSU by 4 1st-04:39.

LCU led for 32:36. MSU led for 05:22. Game was tied for 01:54.

Points	In	Off	2nd	Fast
LCU	26	13	15	4
MSU	16	8	12	0

Score tied - 1 time.  
Lead changed - 4 times.

## Lubbock Christian vs Cameron 01/28/23 1:00 pm at Lawton, OK

### Lubbock Christian 68 • 15-7,10-4 Lone S

#	Player	Total		3-Ptr		Rebounds			PF	TP	A	TO	Blk	Stl	Min
		FG-FGA	FG-FGA	FT-FTA	Off	Def	Tot								
00	Grace Foster	f	6-13	2-4	9-10	2	2	4	0	23	0	0	0	1	31
23	Martie McCoy	f	1-3	0-0	0-0	2	4	6	2	2	2	1	0	0	15
02	Maci Maddox	g	3-7	2-3	0-0	0	3	3	0	8	5	2	0	1	38
03	Audrey Robertson	g	1-7	0-2	2-4	0	8	8	1	4	5	2	0	1	35
15	Shaylee Stovall	g	2-7	2-6	0-0	0	1	1	0	6	1	0	0	1	36
04	Rachel Haase	g	3-7	3-6	0-0	0	1	1	0	9	2	0	0	1	15
20	Carli Bostwick		1-2	0-1	0-0	0	0	0	1	2	0	0	0	0	3
40	Audrey Spurgin		0-0	0-0	0-0	0	0	0	0	0	0	0	0	0	2
30	Reese Schumann		7-8	0-0	0-0	4	2	6	4	14	0	1	1	0	25
Team					1	3	4								
Totals			24-54	9-22	11-14	9	24	33	8	68	15	7	1	5	200
1st - FG %:		7-15	46.7%	2nd: 7-16	43.8%	3rd: 4-13	30.8%	4th: 6-10	60.0%	Game: 24-54	44.4%	Deadball			
3FG %:		4-9	44.4%	3-8	37.5%	2-4	50.0%	0-1	0.0%	9-22	40.9%	Rebounds			
FT %:		3-4	75.0%	2-2	100.0%	0-0	0.0%	6-8	75.0%	11-14	78.6%	2			

### Cameron 56 • 10-11,7-8 Lone S

#	Player	Total		3-Ptr		Rebounds			PF	TP	A	TO	Blk	Stl	Min
		FG-FGA	FG-FGA	FT-FTA	Off	Def	Tot								
22	Alena Wilson	f	6-15	0-2	5-9	8	6	14	1	17	2	0	4	1	30
32	Karley Miller	f	2-11	0-6	2-2	1	1	2	2	6	1	0	0	1	21
03	Kailyn Lay	g	2-5	1-2	0-0	1	4	5	1	5	3	0	0	0	32
10	Katie King	g	0-2	0-0	0-0	0	3	3	0	0	4	4	0	0	38
23	Korie Allensworth	g	5-10	2-6	0-0	0	3	3	2	12	3	0	0	1	29
21	Kloe Heidebrecht		2-3	1-2	0-0	1	2	3	0	5	2	0	0	0	11
24	LaKya Leslie		2-3	0-0	1-2	1	0	1	2	5	0	2	0	0	14
25	Alannah Gillespie		0-1	0-0	0-0	0	0	0	0	0	2	0	0	0	9
33	Kiara Lovings		2-5	1-2	1-1	0	1	1	2	6	0	0	0	0	16
Team					0	2	2								
Totals			21-55	5-20	9-14	12	22	34	10	56	17	7	4	3	200
1st - FG %:		6-13	46.2%	2nd: 5-13	38.5%	3rd: 7-18	38.9%	4th: 3-11	27.3%	Game: 21-55	38.2%	Deadball			
3FG %:		1-4	25.0%	2-7	28.6%	1-5	20.0%	1-4	25.0%	5-20	25.0%	Rebounds			
FT %:		2-2	100.0%	3-5	60.0%	0-1	0.0%	4-6	66.7%	9-14	64.3%	3			

Officials:

Technical fouls: Lubbock Christian-None. Cameron-None.

Attendance: 200

2022-23 Women's Basketball. Round: 0. Cameron vs Lubbock Christian. Played at

Score by periods	1st	2nd	3rd	4th	Total
Lubbock Christian	21	19	10	18	68
Cameron	15	15	15	11	56

Last FG - LCU 4th-01:10, CU 4th-07:13.

Largest lead - LCU by 12 4th-01:10, CU by 3 1st-07:19.

LCU led for 37:00. CU led for 02:01. Game was tied for 00:25.

Points	In	Off	2nd	Fast
LCU	28	4	10	0
CU	22	8	10	0

Score tied - 0 times.  
Lead changed - 2 times.

## SINGLE-SEASON RECORDS

## Points Scored:

657	Beth Capps	1996-97
574	Beth Capps	1995-96
562	Kelsey Canavan	2011-12
560	Jordan Hampton	2006-07
543	Olivia Robertson	2018-19

## Points Per Game Average:

22.7	Beth Capps	1996-97
20.0	Kechia Mason	1997-98
19.9	Burgundy Bass	1989-90
18.7	Nettie Gilbreath	1986-87

## Field Goals Attempted:

516	Tonya Ivie	1981-82
492	Beth Capps	1995-96
435	Darla Lynch	1980-81
429	Kelsey Canavan	2011-12
425	Beth Capps	1996-97

## Field Goals Made:

237	Beth Capps	1996-97
236	Kelsey Canavan	2011-12
217	Tonya Ivie	1981-82
210	Beth Capps	1995-96
202	Mamy N'Kolomoni	2000-01

## Field Goal Percentage (Min. 300 Att.):

.580	Nicole Hampton	2015-16
.561	Roberta Ross	1986-87
.558	Beth Capps	1996-97
.556	Tess Bruffey	2015-16
.554	Carol Hise	1990-91

## Assists:

221	Krista Lent	1990-91
211	Nicole Hampton	2015-16
197	Sierra Lovorn	2007-08
192	Nicole Hampton	2012-13
189	Krista Lent	1989-90

## Three Pointers Attempted:

240	Ashton Duncan	2021-22
216	Kelsey Hoppel	2015-16
203	Angie Taylor	1997-98
191	Ashton Duncan	2021-22
188	Sierra Lovorn	2007-08

## Three Pointers Made:

90	Kelsey Hoppel	2015-16
90	Ashton Duncan	2021-22
79	Ashton Duncan	2019-20
74	Kelsey Hoppel	2012-13
74	Jordan Hampton	2007-08
74	Angie Taylor	1997-98

## Three Point Percentage (Min. 100 Att.):

.517	Allie Schulte	2018-19
.497	Jordan Hampton	2007-08
.469	Kelsey Hoppel	2013-14
.466	Jordan Hampton	2006-07
.463	Bailey Haist	2014-15

## Steals:

115	Krista Lent	1990-91
107	Nicole Hampton	2015-16
105	Sherry Blackwell	1990-91
102	Tina Phillips	1991-92
99	Selestine Hurst	1996-97

## Free Throws Attempted:

228	Mamy N'Kolomoni	2001-02
212	Beth Capps	1996-97
211	Carolyn Manning	2007-08
201	Emily Pool (Atkins)	2010-11
197	Emily Pool (Atkins)	2011-12

## Free Throws Made:

177	Carolyn Manning	2007-08
166	Beth Capps	1996-97
157	Emily Pool (Atkins)	2011-12
156	Jordan Hampton	2006-07
153	Mamy N'Kolomoni	2001-02

## Free Throw Percentage (Min. 50 Att.):

.938	Kelsey Hoppel	2013-14
.924	Nicole Hampton	2011-12
.922	Caitlyn Cunyus	2017-18
.921	Nicole Hampton	2012-13
.913	Brittany Roberts (Hampton)	2011-12

## Blocked Shots:

129	Tess Bruffey	2017-18
113	Kellyn Schneider	2014-15
108	Tess Bruffey	2016-17
91	Kellyn Schneider	2015-16
86	Tess Bruffey	2014-15

## Rebounds:

310	Nicole Hampton	2012-13
288	Kellyn Schneider	2014-15
282	Carolyn Manning	2007-08
281	Tess Bruffey	2017-18
278	Darla Lynch	1981-82

## Rebounds Per Game:

10.5	Laura Geurin	1983-84
10.3	Kellyn Schneider	2014-15
10.1	Nettie Gilbreath	1986-87
9.9	Darla Lynch	1981-82
9.2	Mamy N'Kolomoni	2000-01

## CAREER RECORDS

## Points Scored:

1,796	Nicole Hampton	2011-16
1,773	Beth Capps	1995-97
1,767	Jordan Hampton	2005-09
1,728	Tess Bruffey	2014-18
1,725	Emily Pool (Atkins)	2010-14

## Points Per Game Average:

17.1	Nettie Gilbreath	1985-87
16.1	Beth Capps	1993-97
15.8	Burgundy Bass	1987-90
15.4	Darla Lynch	1979-83

## Field Goals Attempted:

1,387	Darla Lynch	1979-83
1,352	Tess Bruffey	2014-18
1,316	Beth Capps	1993-97
1,278	Mamy N'Kolomoni	1998-02
1,213	Emily Pool (Atkins)	2010-14

## Field Goals Made:

640	Beth Capps	1993-97
631	Tess Bruffey	2014-18
628	Mamy N'Kolomoni	1998-02
590	Nicole Hampton	2011-16
588	Darla Lynch	1979-83

## Field Goal Percentage (Min. 700 Att.):

.585	Haley Fowler	416-711
.547	Kelsey Canavan	416-760
.540	Nicole Hampton	590-1093
.511	Robertta Ross	362-709
.510	Maddi Chitsey	503-987

## Assists:

659	Nicole Hampton	2011-16
633	Sierra Lovorn (Wilcox)	2005-09
439	Haley Burton	2010-15
421	Allie Schulte	2017-22
397	Brittany Roberts (Hampton)	2008-12

## Three Pointers Attempted:

708	Ashton Duncan	2017-->
672	Sierra Lovorn (Wilcox)	2005-09
646	Kelsey Hoppel	2011-16
560	Jordan Hampton	2005-09
559	Haley Burton	2010-15

## Three Pointers Made:

276	Ashton Duncan	2017--22
272	Kelsey Hoppel	2011-16
248	Jordan Hampton	2005-09
234	Sierra Lovorn (Wilcox)	2005-09
204	Haley Burton	2010-15

## Three Point Percentage (Min. 200 Att.):

.444	Allie Schulte	176-396
.443	Jordan Hampton	192-407
.421	Kelsey Hoppel	272-646
.407	Brittany Roberts (Hampton)	154-378
.407	Bailey Haist	148-364

## Steals:

330	Nicole Hampton	2011-16
320	Allie Schulte	2017-22
271	Sherry Brown	1979-83
235	Sherry Blackwell	1988-91
226	Tabitha Qubty-Sellers	2000-04

## Free Throws Attempted:

725	Emily Pool (Atkins)	2010-14
706	Mamy N'Kolomoni	1998-02
586	Beth Capps	1993-97
560	Nicole Hampton	2011-16
519	Jordan Hampton	2005-09

## Free Throws Made:

565	Emily Pool (Atkins)	2010-14
510	Nicole Hampton	2011-16
459	Brittany Roberts (Hampton)	2008-12
456	Mamy N'Kolomoni	1998-02
449	Jordan Hampton	2005-09

## Free Throw Percentage (Min. 100 Att.):

.911	Nicole Hampton	510-560
.874	Brittany Roberts (Hampton)	458-525
.873	Olivia Robertson	282-323
.865	Jordan Hampton	449-519
.848	Severyn Smith	224-264

## Blocked Shots:

396	Tess Bruffey	2014-18
204	Kellyn Schneider	2014-16
174	Suzanne Copeland	1988-92
149	Maddi Chitsey	2016-20
122	Candace Clenney	2002-06

## Rebounds:

1,053	Nicole Hampton	2011-16
911	Mamy N'Kolomoni	1998-02
845	Tess Bruffey	2014-18
838	Darla Lynch	1979-83
732	Carol Hise	1990-94

## Rebounds Per Game:

9.39	Nettie Gilbreath	1985-87
8.38	Darla Lynch	1979-83
8.10	Nicole Hampton	2011-16
8.09	Kellyn Schneider	2014-16
7.92	Sharon Marion	1984-86

## SINGLE GAME TEAM RECORDS

### Points Scored:

Lady Chaps: 125 vs Whittier College (12/28/94)  
 Opponents: 110 Panhandle State (2/11/93)  
 Individual: 38 Beth Capps (1/22/96)

### Field Goals Made:

Lady Chaps: 52 vs Whittier College (1/28/94)  
 Opponents: 44 Midwestern State (1/9/87)  
 Individual: 16 Nettie Gilbreath (1/10/87), Beth Capps (11/22/96 & 2/1/96)

### Field Goals Attempted:

Lady Chaps: 94 vs McMurry (2/26/82)  
 Opponents: 95 Bishop College (1/7/82)  
 Individual: 29 Beth Capps (2/1/96)

### Field Goal Percentage:

Lady Chaps: .692 (36-52) vs Eastern New Mexico (11/29/14)  
 Opponents: .714 Panhandle State (1/15/90)

### Three Pointers Made:

Lady Chaps: 18 vs Oklahoma Panhandle State (2/18/17)  
 Opponents: 16 Cameron (12/19/19)  
 Individual: 8 - Ashton Duncan & (1/22/22) & (12/11/20), Bailey Haist (1/2/17)

### Three Pointers Attempted:

Lady Chaps: 44 vs Oklahoma City (12/10/15)  
 Opponents: 41 Whittier College (12/28/94)  
 Individual: 19 Burgundy Bass (1/18/90)

### Three Pointer Percentage:

Lady Chaps: .667 (12-18) vs Western New Mexico (11/17/17)  
 Opponents: .700 (14-20) Southern Nazarene (1/31/08)

### Free Throws Made:

Lady Chaps: 40 vs Panhandle State (1/26/84)  
 Opponents: 38 St. Gregory's (2/2/02)  
 Individual: 15 Nicole Hampton (1/14/16)

### Free Throws Attempted:

Lady Chaps: 51 vs Panhandle State (2/11/93)  
 Opponents: 46 - 2 times  
 Individual: 17 Becky Hinojos (2/11/93), Mamy N'Kolomoni (3/1/02) and Nicole Hampton (1/14/16)

### Free Throw Percentage:

Lady Chaps: 1.000 (22-22) vs. Newman (2/15/18)  
 Opponents: 1.000 (21-21) St. Edward's (2/25/17)  
 Individual: 1.000 (14-14) Nicole Hampton (1/16/14)

### Rebounds:

Lady Chaps: 73 - 2 times (last: vs. Dallas Christian 12/31/09)  
 Opponents: 73 McMurry (1/23/82)  
 Individual: 20 Mamy N'Kolomoni (2/24/01)

### Assists:

Lady Chaps: 39 vs McMurry (1/17/89)  
 Opponents: 29 McMurry (1/11/88)  
 Individual: 13 Sierra Lovorn (2/10/07)

### Steals:

Lady Chaps: 38 vs McMurry (11/12/91)  
 Opponents: 27 St. Edwards (11/13/87)  
 Individual: 12 Tina Phillips (11/12/91)

### Blocks:

Lady Chaps: 17 vs. Okla. Panhandle St. (1/19/15)  
 vs. Hardin-Simmons (2/19/91)  
 Individual: 10 Tess Bruffey - 3 times (12/13/14, 11/26/16, 2/9/17)

### Turnovers:

Lady Chaps: 40 vs. McMurry (2/23/80)  
 Opponents: 41 Howard Payne (11/12/90)

## RIP GRIFFIN CENTER RECORDS

### Lady Chap Team Records

**Points:** 113 vs Northern New Mexico (11/7/09)  
**Field Goals:** 49 vs Dallas Christian (11/4/08)  
**Field Goals Att.:** 91 vs Huston-Tillotson (11/17/00)  
**Field Goal Pct.:** .692 vs Eastern New Mexico (36-52) (11/29/14)  
**3-Pointers:** 18 vs Oklahoma Panhandle State (2/18/17)  
**3-Pointers Att.:** 44 vs Oklahoma City (12/10/15)  
**3-Pointers Pct.:** .667 vs USAO (2/28/08)  
 .667 vs Texas - Permian Basin (2/21/15)  
 .667 vs. Western New Mexico (11/17/17)  
**Free Throws:** 35 vs Rogers State (1/19/12)  
**Free Throw Att.:** 44 vs Oklahoma Baptist (2/1/03)  
**Free Throw Pct.:** 1.000 vs Newman (22-22) (2/15/18)  
**Rebounds:** 62 vs Huston-Tillotson (11/17/00)  
**Assists:** 34 vs Dallas Christian (11/4/08)  
**Blocked Shots:** 14 vs Mid-America Christian (11/24/14)  
**Steals:** 26 vs National Christian (12/8/01)

### Lady Chap Individual Records

**Points:** 36 - Emily Pool (Atkins)  
 vs Northern New Mexico College (11/5/10)  
**Field Goals:** 13 - Mamy N'Kolomoni  
 vs Huston-Tillotson (11/17/00)  
**Field Goals Att.:** 22 - Cari Bigham vs UTPB  
**Field Goal Pct. (10 attempts):** .917 - Brittany Blackmon (11-12)  
 vs Univ. of the Southwest (11/10/08)  
**3-Pointers:** 8 - Ashton Duncan (twice)  
 vs St. Mary's (1/22/22) & (12/11/20)  
**3-Pointers Att.:** 13 - Ashton Duncan vs. St. Mary's (1/22/22)  
**3-Point Pct. (5 attempts):** 1.000 - Kelsey Hoppel (5-5) vs. Okla. Christian (2/8/14)  
 1.000 - Bailey Haist (5-5) vs. St. Edward's (2/19/15)  
**Free Throws:** 12 - 5 Times  
**Free Throws Att.:** 17 - Mamy N'Kolomoni  
 vs Southern Nazarene (3/1/02)  
**Free Throw Pct. (10 attempts):** 1.00 - Laynee Burr (12-12) vs. Midwestern St. (2/4/22)  
 1.00 - Tabitha Qubty-Sellers (10-10) vs Okla. Christian (1/18/01)  
 1.00 - Emily Pool (10-10) vs. Newman (11/23/13)  
 1.00 - Allie Schulte (10-10) vs. Daemen (11/20/21)  
**Rebounds:** 20 - Mamy N'Kolomoni  
 vs St. Gregory's (2/24/01)  
**Assists:** 13 - Sierra Lovorn  
 vs Oklahoma Baptist (2/10/07)  
**Blocked Shots:** 10 - Tess Bruffey  
 vs. St. Mary's (2/9/17)



RADIO / TV HEADSHOT ROSTER



**0 - GRACE FOSTER**  
So. | 6-1 | FW  
Childress, Texas



**2 - MACI MADDOX**  
Jr. | 5-7  
Lubbock, Texas




**3 - AUDREY ROBERTSON**  
Jr. | 5-8 | G  
Kerrville, Texas



**4 - RACHEL HAASE**  
So. | 5-8 | G  
Amarillo, Texas



**12 - TAYLOR THOMAS**  
Fr. | 5-9 | G  
Canyon, Texas



**15 - SHAYLEE STOVALL**  
Jr. | 5-6 | G  
Idalou, Texas




**20 - CARLI BOSTWICK**  
So. | 5-10 | FW/G  
Lubbock, Texas



**23 - MARTIE MCCOY**  
Sr. | 5-11 | FW/G  
Muenster, Texas



**30 - AUDREY SPURGIN**  
So. | 6-2 | P  
Fredericksburg, Texas



**31 - TIA JOHNSON**  
Fr. | 5-9 | FW/G  
Lubbock, Texas



**33 - DEJA JOHNSON**  
Fr. | 5-9 | FW/G  
Lubbock, Texas



**32 - WHITNEY COX**  
Sr. | 6-1 | FW  
Flower Mound, Texas



**40 - REESE SCHUMANN**  
So. | 6-1 | P  
Houston, Texas



**STEVE GOMEZ**  
Head Coach  
20th Season



**VIC SELF**  
Assistant Coach  
11th Season



**KAYCIE WILSON**  
Assistant Coach  
8th Season



**JULIO PACHECO**  
Volunteer Assistant Coach  
3rd Season



**SERENITY SEILER**  
Associate Athletic Trainer  
5th Season