



VOLLEYBALL MATCH NOTES

Members of the NCAA Div.II's Lone Star Conference @LCUchaps

Lubbock Christian Sports Information • Chris Due
806-720-7283 • 806-720-7290 • www.lcuchaps.com



VOLLEYBALL MATCH NOTES

August 25, 2022

LCU LADY CHAPARRALS

Location Lubbock, Texas
Founded 1957
Enrollment 1,664
Affiliation NCAA Div. II
Conference Lone Star
Nickname Lady Chaparrals "Lady Chaps"
Athletic Director Scott Larson
Sports Information Chris Due
Head Coach Keith Giboney
Career Record (year) 404-179 / 18th

2022 LADY CHAPS SCHEDULE

Date	Opponent	Result
Aug. 25	at Alaska Anchorage (s)	10:00 PM
Aug. 26	vs Pittsburg State (s)	8:00 PM
Aug. 27	vs Alaska Fairbanks (s)	12:00 PM
Aug. 27	vs Emmanuel College (Ga.) (s)	7:30 PM
Sep. 1	vs Southwestern Oklahoma State	2:00 PM
Sep. 2	vs. Fort Lewis College	3:00 PM
Sep. 3	vs Adams State	9:00 AM
Sep. 3	vs Colo. Colorado Springs	3:00 PM
Sep. 8	vs UT Tyler (x)	3:00 PM
Sep. 9	vs West Texas A&M (x)	3:00 PM
Sep. 10	at Angelo State (x)	3:00 PM
Sep. 16	vs Arkansas - Fort Smith *	6:00 PM
Sep. 17	vs Oklahoma Christian *	1:00 PM
Sep. 23	at Dallas Baptist *	6:00 PM
Sep. 24	at UT Tyler *	1:00 PM
Sep. 28	vs Midwestern State *	6:00 PM
Sep. 30	vs St. Edward's *	6:00 PM
Oct. 1	vs St. Mary's *	1:00 PM
Oct. 5	vs Texas Woman's *	6:00 PM
Oct. 7	at Angelo State *	7:00 PM
Oct. 8	at UT Permian Basin *	2:00 PM
Oct. 14	at Texas A&M - Kingsville*	6:00 PM
Oct. 15	at Texas A&M International *	2:00 PM
Oct. 19	vs West Texas A&M	6:00 PM
Oct. 22	at Cameron *	2:00 PM
Nov. 2	at Eastern New Mexico *	7:00 PM
Nov. 5	vs Western New Mexico *	1:00 PM

* - Lone Star Conference Game
s - Seawolf Invitational (Anchorage, Alaska)
x - Lone Star Conference Crossover (Sn Angelo, Texas)

AT ALASKA ANCHORAGE

Thur. Aug. 25 - 10 PM CT

SEAWOLF INVITATIONAL >> ALASKA AIRLINES CENTER (ANCHORAGE, ALASKA)

LIVE SCORING: <https://goseawolves.com/sidearmstats/wvball/summary>

WATCH ONLINE: <https://youtu.be/tPsNfXly3Ak>

UAA RECORD: 3-0, 0-0

UAA: HOME 0-0, ROAD 2-0, NEUTRAL 1-0

RANKINGS: (RV) AVCA NATIONAL TOP-25

ALL-TIME SERIES: NO PRIOR MEETINGS

LAST MEETING: N/A

LAST WIN BY LCU: N/A

LAST WIN BY UAA: N/A



MATCH
1

vs. PITTSBURG STATE

Fri. Aug. 26 - 8 PM CT

SEAWOLF INVITATIONAL >> ALASKA AIRLINES CENTER (ANCHORAGE, ALASKA)

LIVE SCORING: <https://goseawolves.com/sidearmstats/wvball/summary>

WATCH ONLINE: <https://www.youtube.com/c/UAASeawolves>

PSU RECORD: 0-0, 0-0

PSU: HOME 0-0, ROAD 0-0, NEUTRAL 0-0

RANKINGS:

ALL-TIME SERIES: LCU LEADS 2-0

LAST MEETING: 9/13/19 AT LCU (W 3-0)

LAST WIN BY LCU: 9/13/19

LAST WIN BY PSU: N/A



MATCH
2

vs. ALASKA FAIRBANKS

Sat. Sept. 27 - Noon CT

SEAWOLF INVITATIONAL >> ALASKA AIRLINES CENTER (ANCHORAGE, ALASKA)

LIVE SCORING: <https://goseawolves.com/sidearmstats/wvball/summary>

WATCH ONLINE: <https://www.youtube.com/c/UAASeawolves>

UAF RECORD: 3-1, 0-0

UAF: HOME 0-0, ROAD 2-1, NEUTRAL 1-0

RANKINGS:

ALL-TIME SERIES: NO PRIOR MEETINGS

LAST MEETING: N/A

LAST WIN BY LCU: N/A

LAST WIN BY UAF: N/A



MATCH
3

vs. EMMANUEL COLLEGE (GA.)

Sat. Sept. 27 - 7:30 CT

SEAWOLF INVITATIONAL >> ALASKA AIRLINES CENTER (ANCHORAGE, ALASKA)

LIVE SCORING: <https://goseawolves.com/sidearmstats/wvball/summary>

WATCH ONLINE: <https://www.youtube.com/c/UAASeawolves>

EC RECORD: 0-0, 0-0

EC: HOME 0-0, ROAD 0-0, NEUTRAL 0-0

RANKINGS:

ALL-TIME SERIES: NO PRIOR MEETINGS

LAST MEETING: N/A

LAST WIN BY LCU: N/A

LAST WIN BY EC: N/A



MATCH
4

		*		*		*		*
1294	K	109	K	1286	K	172	K	1365
12.6	K/S	12.1	K/S	12.9	K/S	11.5	K/S	12.1
.210	PCT	.319	PCT	.207	PCT	.209	PCT	.164
1177	A	98	A	1181	A	161	A	1258
11.4	A/S	10.9	A/S	11.8	A/S	10.7	A/S	11.1
107	SA	24	SA	168	SA	35	SA	205
1.0	SA/S	2.7	SA/S	1.7	SA/S	2.3	SA/S	1.8
1767	D	112	D	1636	D	197	D	1843
17.2	D/S	12.4	D/S	16.4	D/S	13.1	D/S	16.3
54	BS	5	BS	53	BS	9	BS	28
338	BA	28	BA	160	BA	51	BA	374
2.2	B/S	2.1	B/S	1.3	B/S	2.3	B/S	1.9
15.77	PT/S	16.88	PT/S	15.87	PT/S	16.1	PT/S	15.8

* - 2021 TOTALS



LCU Athletics
Facebook: Facebook.com/LCUchaps
Twitter: Twitter.com/LCUchaps
Instagram: Instagram.com/LCUchaps

LCUCHAPS.COM

LCU Volleyball
Facebook: Facebook.com/LCUvolleyball
Twitter: Twitter.com/LCUvolleyball
Instagram: Instagram.com/LCU_volleyball

LADY CHAPS HISTORY
**SOONER ATHLETIC CONFERENCE
CHAMPIONSHIPS**

1997 2003
1998 2004
1999 2005
2000 2007
2001 2008
2002 2009

**SOONER ATHLETIC CONFERENCE
TOURNAMENT CHAMPIONSHIPS
2007**
**NAIA NATIONAL CHAMPIONSHIP
APPEARANCES**

1998
1999
2001
2002
2003
2008
2009

NAIA ELITE EIGHT

1998
2008

**HEARTLAND CONFERENCE
REGULAR SEASON TITLES
2018**
**HEARTLAND CONFERENCE
TOURNAMENT APPEARANCES**

2015 2016
2017 2018

**LONE STAR CONFERENCE
TOURNAMENT APPEARANCES
2019, 2021**
DOUBLE-DOUBLES

Lubbock Christian University volleyball opens their 2022 season at the Seawolf Invitational Thursday facing host Alaska Anchorage for their first of four matches over a three-day stay in The Last Frontier.

LOOKING AT ALASKA ANCHORAGE

- The Lady Chaps and Seawolves are meeting for the first time ever, as the LCU volleyball program is LCU's first program to compete in the 49th State. Despite o prior history in volleyball, LCU and UAA do have history competing against each other. In women's basketball, LCU claimed a NCAA Division II national title (their first of three) over UAA in Indianapolis in 2016. LCU has never faced an Alaska based program (in volleyball).

- UAA was preseason picked third in the Great Northwest Athletic Conference. They went 19-12 overall last season, going 12-6 in conference and qualifying for the NCAA Division II West Regional. They are 3-0 this season after opening their season last week with a trio of wins in Hawaii.

- The GNAC named UAA's Eve Stephens and Ellen Floyd to their Preseason All-Conference list. A three-time First Team All-GNAC selection, Stephens earned Second Team AVCA All-American honors and was a Third Team CoSIDA Academic All-American. Stephens finished second in the conference with 3.84 kills and 4.47 points per set, ranking 28th in Division II in both categories, with a .257 hitting percentage. She added 0.79 blocks per set and was fourth in the GNAC with 0.42 aces per set. Floyd, a First Team All-GNAC selection, was third in the GNAC with 10.07 assists per set while adding 2.91 digs per set. She finished with double-doubles in 17 matches. Floyd also led the conference with 0.48 aces per set and was ranked 16th in Division II with 53 total aces.

- UAA's 3-0 start in Hawaii led to the Seawolves claiming GNAC Team of the week honors. The Seawolves put up 109 kills with an attack percentage of .319, while holding opponents to an attack average of just .061. They racked up 24 serving aces in their contest.

- Eve Stephens leads UAA this season with a pace of 4.0 kills per set. She has produced at least 10 kills in all three games they have played, with a season-high 14 against Hawaii Pacific.

LOOKING AT PITTSBURG STATE

- The Lady Chaps and Pittsburg State have two prior times, with LCU winning on Sept. 17, 1999 in Dallas, Texas (at a tournament hosted by Dallas Baptist University) and in Lubbock on Sept. 13, 2019. LCU won each of the matches 3-0. Sage Chain (three blocks) and Hailey Cournoyer are the only current Lady Chaps that participated in the match.

- PSU is picked to finish sixth in the Mid-America Intercollegiate Athletic Association (MIAA). They went 15-13 last season and they finished sixth in the MIAA with a 9-11 conference mark.

- The Gorillas are coached by Jen Gomez, who is gearing up for her seventh season at PSU. She formerly coached at CSU Pueblo (LCU did face Gomez during her five-season span at CSUP) and Oklahoma City University (2006-2010) while LCU and OCU were both Sooner Athletic Conference foes.

- The Gorillas return nine players from their 2021 squad, including four players who started 12 or more matches a year ago.

- They have three All-MIAA selections from last season returning, including Second Team recipients Meg Auten and Marissa Bates. Auten led the Gorillas in kills with 284 during the 2021 campaign, and

THE LAST TIME LCU...
Won in three sets...

3-0, vs. Dallas Baptist (11/18/21)

Won in four sets...

3-1, vs. Eastern New Mexico (11/5/21)

Won in five sets...

3-2, at St. Edward's (11/12/21)

Lost in three sets...

0-3, vs. St. Edward's (11/13/21)

Lost in four sets...

1-3, vs. UT Tyler (10/22/21)

Lost in five sets...

2-3, vs. St. Mary's (9/3/21)

Defeated a ranked opponent at home...

3-2, No.25 West Texas A&M (11/6/21)

Defeated a ranked opponent on road...

3-2, at No.22 West Texas A&M (9/5/15)

Defeated a ranked opponent (neutral site)...

3-1, vs. No.7 (NAIA) Rocky Mountain Coll. (9/1/12 in Las Vegas, Nev.)

Lost to a ranked opponent at home...

1-3, No.15 UT Tyler (10/22/21)

Lost to a ranked opponent on the road...

0-3, at No.3 Angelo State (10/6/21)

Lost to a ranked opponent (neutral site)...

0-3, vs. No.15 Colo./Mines (9/10/21 in Colo. Springs, Colo)

LAST TIME A LADY CHAP...
15 or more kills...

15, 2 Tied vs. Texas A&M Commerce (10/23/21)

20 or more kills...

20, Hannah Froeschl at Colo. Colorado Springs (9/11/21)

25 or more kills...

26, Ashley Vanfleet vs. West Texas A&M (10/30/18)

30 or more kills...

31, Meagan Kamplain vs. John Brown (9/23/04)

40 or more assists...

48, Jalee Sims at St. Edward's (11/12/21)

50 or more assists...

54, Jalee Sims vs. Texas A&M-Commerce (10/23/21)

60 ore more assists...

64, Bradi Marshall vs. West Texas A&M (10/30/18)

20 or more digs...

20, Kendall Mahaney at UT Permian Basin (10/30/21)

25 or more digs...

28, Kendall Mahaney at Texas Woman's (10/23/21)

30 or more digs...

30, Jalee Sims at UT Permian Basin (2/2/21)

40 or more digs...

40, Kelsie French vs. St. Edward's (11/9/18)

5 or more blocks...

50, Sage Chain, vs. St. Edward's (11/19/21)

10 or more blocks...

10.0, Christiana Tavo vs. Tarleton State (10/24/15)

Registered a triple-double...

27d,13k,10b, Marla Lowery vs. Houston Baptist (10/5/90)



LCU VOLLEYBALL QUICK FACTS

Coaching & Auxiliary Staff

Head Coach	Keith Giboney
Alma Mater / Year	Lubbock Christian University / 1993
Career Collegiate Record.....	404-179
Record at LCU.....	20-8
Assistant Coach.....	Michal Giboney
Athletic Trainer	Serenity Seiler

Program History

First Year of Volleyball	1978
All-Time Record.....	948-545-1 (.635)

2022 Season Review

Overall Record	20-8
Lone Star Conference Record / Finish.....	14-13 / T-3rd (3-seed)

University at a Glance

City / Zip.....	Lubbock, TX 79407
Year Founded	1957
Approximate Enrollment.....	1,664
Mascot	Chaparrals / Lady Chaps
School Colors.....	Blue & White
Home Court	Rip Griffin Center
Capacity.....	1,950
Athletic Affiliation.....	NCAA Division II
Conference.....	Lone Star Conference
President	Dr. Scott McDowell

Athletic Department

Director of Athletics	Scott Larson
Associate Athletic Director - Communications	Chris Due
Due's Office Phone.....	806-720-7283
Athletic Department Phone.....	806-720-7276
Fax	806-720-7290
Mailing Address	5601 19th Street, Lubbock, TX 79407
Athletic Website	www.lcuchaps.com

defensive specialist/libero Bates returns after posting a team-leading 436 digs and ranking 10th in the MIAA in digs per set (4.3 dps).

LOOKING AT ALASKA (FAIRBANKS)

- The Lady Chaps and Alaska have no prior history. LCU, entering the weekend without a match against an Alaska based program, will knockout competitions against both of Alaska's universities with intercollegiate athletics.
- Alaska is picked to finish sixth in the Great Northwest Athletic Conference (GNAC). The Nanooks went 18-12, 11-7 GNAC, in 2021, posting their most wins since the 1996 season.
- The Nanooks are 3-1 this season, as they opened the season last week in Hawaii. They split a pair of matches against No.25 Chaminade. Alaska opened the season 3-0, marking their best start since 2017.
- Jessa Long claimed GNAC Defensive player of the Week honors for her efforts last weekend. The Florida A&M transfer (also played at Marshall) posted 59 digs in four games. Her best performance came in the Nanooks' 3-2, five-set win over Chaminade (Aug. 19), as she posted 20 digs. She posted 3.93 digs per set on the week.
- Kristina Head (1.07) and Elizabeth Jackson (1.00) enter the weekend each averaging a block per set. The Nanooks have an average pace of 2.3 blocks per set as a team and have 34.5 in four matches.

LOOKING AT EMMANUEL COLLEGE (GA)

- Lubbock Christian has never faced Emmanuel College. LCU has never faced a Georgia based program.
- EC is picked to finish fourth in the Conference Carolinas. The Lions, who won the conference tournament in 2018 and 2019, posted an 18-14 overall record in 2021 (13-5 in conference).
- The Lions are playing their first eight matches away from home. They are stretching the mileage, as they open in Anchorage and follow next week in St. Augustine, Fla. for four matches. After eight matches on the road, they host Georgia College and then hit the road for six more road matches.
- James Friddle is in his fifth season as the head coach of the Lions. He pulls the double duty, as he also coaches the Lions men's volleyball program.
- The Lions do have a taste of Texas on their roster, as libero Bailey Schuler is the lone Texan on the squad. She is a native of Round Rock, Texas.

LADY CHAP NOTES

- LCU enters the season with a No.4 Lone Star Conference Preseason Poll ranking. LCU had a huge turnaround season in 2021, as they produced 17 more victories in than they did in the 2020 season. Toss in the COVID factor, LCU went 3-10 in the 2020 season, which was played in the Spring of 2021, changed coaching staffs and went 20-8 seven months later to complete the 2021 season. Their first season under the guidance of head coach Keith Giboney resulted in LCU taking a No.14 preseason prediction and finishing tied for third in the conference with a 14-3 mark. LCU completed their season in the semifinals of the LSC Championships, as they collected their first-ever LSC Championships tournament victory.
- The Lady Chaps roster continues this season with a lot of youth. Fielding a roster of 16 student-athletes, LCU has 14 of the individuals with at least three seasons of eligibility remaining. LCU did lose a pair of First Team All-Conference selections in kills leader Hannah Froeschl and setter Jalee Sims, which will add to the importance of returning Second Team All-Conference and LSC Championships All-Tournament Team selection Sage Chain and LSC All-Freshman Team selections Aaliyah Gray and Kendall Mahaney.
- This season marks LCU's second season under coach Giboney. The Lady Chaps seventh head coach in program history preps for his 17th year of NCAA coaching. Giboney, who has four NCAA Tournament appearances and seven conference titles on his resume, surpassed 400 coaching victories last season and has a career coaching mark of 404-179. Giboney has four new additions joining the Lady Chaps roster this season. Lily Bickley (V.R.Eaton – Fort Worth, Texas), Olivia Elofsson (Lake Country Christian – Fort Worth, Texas), Payton Murray (Holiday, Texas) and Allie Rice (Liberty – Colorado Springs, Colo.) are true freshmen joining a youthful LCU squad. Rice is the only non-Texan on the squad (last season was LCU's first in program history in which every player was from Texas).
- The LSC recognized 41 student-athletes as Players to Watch heading into the season. Chain, who made the Defensive Player to Watch list, is LCU's only returning All-Conference selection. She is LCU's returning leader in blocks, posting 103 last season. She was also third in kills (242), producing at least 10 kills in 11 matches last season (posted 19 against West Texas A&M). Genenbacher served as Sim's understudy last season and ranked second on the club with 117 assists and is listed as a Setter to Watch. She posted her first career double-double last season (12 assists, 10 digs) against Bentley (Sept. 4, 2021) and had a season-high assist mark of 36 assists in three sets against Wayland Baptist (Oct. 25, 2021). Gray was part of the All-Freshman Team last season and is LCU's returning leader in kills (248). The Offensive Player to Watch member hit the double-figure mark in kills 11 times last season and posted a career-high 21 against nationally ranked Washburn (Sept. 10, 2021), also finished with 17 digs in the match for a double-double. Her kill totals on the season were the highest by an LCU freshman since Emily Hanaway had 281 in 2015.
- Lady Chaps opens a 27-match season in Anchorage, Alaska Thursday at the (Alaska Anchorage) Seawolf Invitational. LCU will play 16 conference matches, playing each LSC program once, beginning September 16 hosting Arkansas – Fort Smith. The LSC will house 17 volleyball programs, which leads to LCU playing everyone once and the 16 matches divided into eight home and eight road contests (in conference play). LCU's first regular season home game is scheduled for September 1, as they open the Chap Classic hosting Southwestern Oklahoma State.
- LCU is 28-15 all-time in season openers and has won 10 of their 14 prior season openers (LCU fell 3-2 in Oklahoma City, Okla. to St. Mary's in last season's opener). The last time LCU opened the season with a road match was Sept. 4, 2014 at St. Mary's in San Antonio, Texas.

HEAD COACH KEITH GIBONEY

AT LCU: 1st Season (20-8)
OVERALL: 17th Season (404-179)

PERSONAL

HOMETOWN: Scottsdale, Ariz.
SPOUSE: Michal
CHILDREN: Emily, Abbey

EDUCATION

Lubbock Christian / 1993
Texas A&M - Commerce

COACHING EXPERIENCE

Lubbock Christian High School (4 seasons)
Dallas Christian High School (2 seasons)

Harding (13 seasons) 337-122
Alabama Huntsville 47-49
LCU (2nd season) 20-8

GIBONEY YEAR-BY-YEAR RESULTS

	Ovr.	Conf.
1999	26-11	9-3
2000	21-16	6-6
2001	24-13	9-3
2002	29-7	11-1
2003	30-9	11-1
2004	30-8	12-0
2005	33-5	13-1
2006	24-9	12-0
2007	25-9	11-1
2008	24-9	10-2
2009	28-7	11-1
2010	18-11	10-2
2011	25-8	13-3
<i>Harding Totals</i>	<i>337-122</i>	<i>136-24</i>

2013	12-21	7-11
2014	16-13	10-10
2015	19-15	10-10
<i>UAH Totals</i>	<i>47-49</i>	<i>27-31</i>

2021	20-8	14-3
<i>LCU Totals</i>	<i>20-8</i>	<i>14-3</i>



Keith Giboney became the seventh head coach in LCU volleyball history, as he was appointed as the head coach prior to the 2021 season.

Giboney's volleyball roots in Lubbock date back to 1993, as he coached four seasons at Lubbock Christian High School and claimed three TAPPS state titles and posted a coaching record of 110-25. He made the move to Dallas, Texas in 1997 and won a fourth TAPPS title over a two-year stint at Dallas Christian High School before transitioning to the NCAA Division II coaching ranks at Harding University in Searcy, Ark.

He spent 13 seasons at Harding and claimed seven Gulf South Conference titles and was a five-time GSC West Division Coach of the Year. Giboney had a 337-122 (.734) overall record at Harding and posted a conference record of 136-24 (.850), which included two undefeated seasons and 11 consecutive seasons of losing three matches or less. In 2010, Giboney was named the GSC Coach of the Decade. He led the Bison to four NCAA Division II Tournament appearances.

Before joining LCU in 2021, Giboney spent his previous three coaching seasons at University of Alabama Huntsville (UAH), where he compiled a 47-49 record. The Chargers qualified for the GSC tournament in each of his three seasons. In 2016, Giboney left coaching and returned to Searcy, where he made the move to work in athletic sales.

He made an immediate impact coaching the Lady Chaps in 2021. LCU, preseason picked No.14 in the LSC Preseason Rankings, LCU rattled off a 20-8 record in 2021, finishing in a share of third place with a 14-3 conference mark. The Lady Chaps picked up their first LSC Championship (conference tournament) victory in program history. LCU had a 17-win improvement over the season prior to Giboney's arrival.

In 17 seasons coaching NCAA Division II volleyball, Giboney has a career coaching record of 404-179 (.693). His 400th career win was achieved Oct.30, 2021 against UT Permian Basin inside Rip Griffin Center. He completed his Bachelor's Degree at LCU (1993), where he met his wife Michal Warren. Michal played volleyball at LCU from 1990-93 and was the program's career digs leader when she graduated (1,677, which currently ranks eighth in program history). She was a teammate of former LCU volleyball head coach Jennifer Lawrence. Keith and Michal have two daughters: Emily and Abbey.

MICHAL GIBONEY - ASSISTANT COACH

Michal Giboney was named assistant coach prior to the 2021 season, marking the return of a former Lady Chaparrals spiker.



Michal, the wife of Keith Giboney, played volleyball at LCU from 1990-93 (under head coach Dave Carter) and was the program's career digs leader when she graduated (1,677, which currently ranks eighth in program history). The Academic All-America selection was a right side hitter and setter, and was a teammate of former LCU volleyball head coach Jennifer Lawrence. Warren_Giboney

She joined the staff after 12 years coaching at the club level. The Cloudcroft, N.M. native helped start the volleyball program at Lubbock Cooper High School, where she coached one season (1994) and then headed to Lubbock Christian High School. Making the move to Searcy, Ark. alongside Keith, she joined his staff at Harding University before starting the volleyball program at Harding Academy in 2008. She coached at Harding Academy five seasons (2008-12), winning an Arkansas 3A state title in 2011. In three varsity seasons, she compiled an overall record of 81-12 and a conference record of 42-2.

Michal graduated from LCU in 1994 and completed her Master's Degree at Harding in 2001. Her and Keith are the parents of two daughters: Emily and Abbey.

GIBONEY BY-THE-NUMBERS

4	4	7	5
NCAA POSTSEASON APPEARANCES	TAPPS TEXAS HIGH SCHOOL TITLES	CONFERENCE TITLES IN DIV.II	CONFERENCE COACH OF THE YEAR HONORS

GIBONEY AGAINST THE FOES (AT LCU)

Angelo State.....0-1	Washburn.....0-1
Arkansas Ft. Smith.....1-0	Wayland Baptist.....2-0
Bentley.....1-0	West Texas A&M.....1-0
Cameron.....1-0	Western New Mexico.....1-0
Colo. Colorado Springs.....1-0	William Jewell.....0-1
Colo. / Mines.....0-1	
Dallas Baptist.....2-0	
Eastern New Mexico.....1-0	
Midwestern State.....1-0	
Oklahoma Christian.....2-0	
St. Edward's.....1-1	
St. Mary's.....0-2	
Texas - Permian Basin.....1-0	
Texas - Tyler.....0-1	
Texas A&M Int'l.....1-0	
Texas A&M - Commerce.....1-0	
Texas A&M - Kingsville.....1-0	
Texas Woman's.....1-0	

LONE STAR STANDINGS (Final 2021)



LONE STAR CONFERENCE

DIVISION	LSC	OVERALL	STRK
Angelo State	16-1	24-5	L1
UT Tyler	15-2	20-4	L1
Lubbock Christian	14-3	20-8	L1
West Texas A&M	14-3	26-5	L1
Texas A&M-Commerce	12-5	14-10	L1
DBU	10-7	14-8	L1
UT Permian Basin	10-7	17-11	L1
UAFS	8-9	15-14	L1
St. Edward's	8-9	16-12	L1
St. Mary's	7-10	14-11	L1
Texas A&M-Kingsville	7-10	13-10	L2
Oklahoma Christian	7-10	12-18	L1
Eastern New Mexico	7-10	7-19	L1
Texas Woman's	5-12	10-18	L2
Texas A&M International	4-13	4-20	L3
Western New Mexico	3-14	4-22	L8
Midwestern State	3-14	4-21	W1
Cameron	1-16	2-27	L2

LSC PRESEASON POLL


Team	1st	Total	Team	1st	Total
1 West Texas A&M	21	707	10 Texas A&M-Kingsville	363	
2 Angelo State	11	699	11 Oklahoma Christian	334	
3 UT Tyler	7	680	12 Texas Woman's	283	
4 Lubbock Christian		586	13 Eastern New Mexico	222	
5 DBU	3	560	14 Texas A&M International	188	
6 UT Permian Basin	2	491	15 Midwestern State	145	
7 St. Edward's		474	16 Western New Mexico	120	
8 UAFS		460	17 Cameron	56	
9 St. Mary's		364			

NCAA DIV. II TOP 25 POLLS

AVCA DIVISION II COACHES POLL

Rank	Team	Pts	Rec.	Prv
1	Tampa (41)	1158	0-0	NA
2	Washburn	1050	0-0	NA
3	Western Washington (4)	985	0-0	NA
4	MSU Denver (1)	965	0-0	NA
5	West Florida (1)	854	0-0	NA
6	Concordia-St. Paul	848	0-0	NA
7	Cal State San Bernardino	818	0-0	NA
8	Central Missouri	777	0-0	NA
9	St. Cloud State	701	0-0	NA
10	Nebraska-Kearney	677	0-0	NA
11	Colorado School of Mines	595	0-0	NA
12	Northwest Missouri State	586	0-0	NA
13	Angelo State	574	0-0	NA
14	West Texas A&M	542	0-0	NA
15	Winona State	499	0-0	NA
16	Hillsdale	466	0-0	NA
17	Wayne State (Neb.)	360	0-0	NA
18	Gannon	312	0-0	NA
19	Texas-Tyler	261	0-0	NA
20	Ferris State	205	0-0	NA
21	Lewis	199	0-0	NA
22	Southwest Minnesota State	191	0-0	NA
23	Michigan Tech	172	0-0	NA
24	Nova Southeastern	141	0-0	NA
25	Chaminade	123	0-0	NA

2022 LCU ROSTER



#	Name	Cl.	*Sr.	Pos.	Ht.	Hometown/High School.	Prior School
1	Zoe Parker	Jr.	3	DS	5-9	Amarillo, Texas / Randall H.S.	Randall H.S.
2	Olivia Elofsson	Fr.	4	DS	5-8	Ft. Worth, Texas / Lake Country Christian	Lake Country Christian
3	Kaitlyn Mayo	So.	3	RS	5-9	Lubbock, Texas / Lubbock Cooper H.S.	Lubbock Cooper H.S.
4	Kayton Genenbacher	So.	3	S	5-5	Lubbock, Texas / Frenship H.S.	Frenship H.S.
5	Kiana Fallaha	So.	3	OH	5-8	San Antonio, Texas / Harlan H.S.	Harlan H.S.
6	Sailey Six	So.	3	DS	5-7	Lubbock, Texas / Coronado H.S.	Coronado H.S.
7	Lily Bickley	Fr.	4	MB/RS	5-10	Fort Worth, Texas / V.R. Eaton H.S.	V.R. Eaton H.S.
8	Chloe Menard	Jr.	3	DS	5-8	Graham, Texas / Graham H.S.	Graham H.S.
9	Kalli Dalland	Jr.	3	MB	6-1	Johnson City, Texas / L.B. Johnson H.S.	L.B. Johnson H.S.
10	Hailey Courmoyer	R-Jr.	3	MB	6-0	Hallettsville, Texas / Hallettsville H.S.	Hallettsville H.S.
12	Payton Murray	Fr.	4	OH	5-10	Holliday, Texas / Holliday H.S.	Holliday H.S.
13	Sage Chain	Sr.	2	MB	6-2	Schertz, Texas / Clemens H.S.	Clemens H.S.
14	Kendall Mahaney	So.	3	DS	5-9	Lubbock, Texas / Frenship H.S.	Frenship H.S.
16	Mady McCully	Sr.	2	DS	5-4	Lubbock, Texas / Shallowater H.S.	Shallowater H.S.
18	Allie Rice	Fr.	4	S	5-9	Colorado Springs, Colo. / Liberty H.S.	Liberty H.S.
20	Aaliyah Gray	So.	3	OH	5-8	Lubbock, Texas / Coronado H.S.	Coronado H.S.

*Sr. - Seasons of Athletic Eligibility Remaining (including this season)

Head Coach: Keith Giboney (Lubbock Christian, 1993)

Assistant Coach: Michal Giboney (Lubbock Christian, 1993)

PRONUNCIATIONS

2 - ELOFSON - ell'ef-sun
 4 - GENENBACHER - Ginn'n-bocker (not jenn)
 5 - FALLAHA - fuh-LAW'HA
 9 - DALLAND - DAW'land
 10 - COURMOYER - K'noyer
 20 - AALIYAH - uh-lee-uh
 CHAPS - shaps

TWITTER ROSTER

1 - Parker: @zoeparker
 2 - Elofsson: @oliviaelofsson
 3 - Mayo: @kaitmayo15
 4 - Genenbacher: @kayton_g
 5 - Fallaha: @7kianalynn
 6 - Six: @sailey6
 7 - Bickley: @lilygraceb1
 8 - Menard: @chloe_menard14
 9 - Dalland: @DallandKalli
 12 - Murray: @paytonbmurray
 13 - Chain: @chain_sage
 14 - Mahaney: @kendallmahaney
 16 - McCully: @madyccully
 20 - Gray: @aaliyah53411702

LSC PLAYERS OF THE WEEK

	Offensive	School	Defensive	School	Setter	School
--	-----------	--------	-----------	--------	--------	--------

Aug. 29



FACEBOOK: LCUCHAPS
 TWITTER: @LCUchaps
 YOUTUBE: #LCUathletics

2021 FINAL STATISTICS

Overall record: 20-8 Conf: 14-3 Home: 8-1 Away: 10-2 Neutral: 2-5

#	Player	sp	Attack					Set		Serve			re	Dig		Blocking						points
			k	k/s	e	ta	pct	a	a/s	sa	se	sa/s		dig	dig/s	bs	ba	total	blk/s	be	bhe	
1	Zoe Parker	87	3	0.03	4	37	-.027	8	0.09	20	22	0.23	12	137	1.57	0	0	0	0.00	0	0	23.0
2	Jalee Sims	101	54	0.53	8	187	.246	888	8.79	9	2	0.09	0	357	3.53	2	30	32	0.32	3	11	80.0
3	Kaitlyn Mayo	93	134	1.44	83	444	.115	7	0.08	0	0	0.00	0	73	0.78	6	43	49	0.53	5	3	161.5
4	Kayton Genenbacher	27	14	0.52	1	26	.500	118	4.37	2	1	0.07	0	41	1.52	0	2	2	0.07	0	2	17.0
5	Kiana Fallaha	8	14	1.75	3	36	.306	0	0.00	1	0	0.12	0	6	0.75	0	3	3	0.38	0	0	16.5
6	Jenna Lyons	75	177	2.36	91	535	.161	7	0.09	0	1	0.00	0	36	0.48	2	26	28	0.37	3	0	192.0
7	Rayna Pack	4	1	0.25	0	2	.500	0	0.00	0	0	0.00	0	0	0.00	0	0	0	0.00	0	0	1.0
8	Chloe Menard	97	4	0.04	2	51	.039	12	0.12	21	12	0.22	12	209	2.15	0	1	1	0.01	0	0	25.5
9	Kalli Dalland	32	29	0.91	16	103	.126	2	0.06	0	0	0.00	0	10	0.31	2	11	13	0.41	2	1	36.5
12	Hannah Froeschl	103	253	2.46	78	619	.283	20	0.19	14	16	0.14	1	73	0.71	19	84	103	1.00	5	3	328.0
13	Sage Chain	103	242	2.35	84	591	.267	7	0.07	0	0	0.00	0	43	0.42	22	81	103	1.00	8	4	304.5
14	Kendall Mahaney	103	3	0.03	0	36	.083	88	0.85	19	10	0.18	22	446	4.33	0	0	0	0.00	0	0	22.0
15	Sage Post	56	118	2.11	36	329	.249	10	0.18	4	4	0.07	7	47	0.84	0	18	18	0.32	0	2	131.0
16	Mady McCully	93	4	0.04	2	33	.061	10	0.11	11	10	0.12	12	175	1.88	0	0	0	0.00	0	1	15.0
18	Sailey Six	8	0	0.00	0	1	.000	0	0.00	0	1	0.00	0	4	0.50	0	0	0	0.00	0	0	0.0
20	Aaliyah Gray	95	248	2.61	82	800	.207	11	0.12	6	2	0.06	7	110	1.16	1	37	38	0.40	2	2	273.5
	LUBBOCK CHRISTIAN	103	129	12.60	490	383	.211	118	11.53	107	81	1.04	101	176	17.16	54	336	222.0	2.16	28	29	1627.0
	Opponents	103	137	13.35	636	413	.179	128	12.43	101	144	0.98	106	175	17.08	44	278	183.0	1.78	20	47	1659.0

Team Statistics	LCU	OPP	Date	Opponent	Score	Score by set	Att.
ATTACK							
Kills	1298	1375	E09/03/21	vs St. Mary's (TX)	L 2-3	21-25,25-17,24-26,25-20,10-15	132
Errors	490	636	E09/03/21	at Okla. Christian	w 3-0	25-19,25-18,25-18	400
Total Attacks	3830	4138	E09/04/21	vs Bentley	w 3-0	25-20,25-23,25-13	139
Attack Pct	.211	.179	9/7/2021	at Wayland Baptist	w 3-0	25-23,25-16,25-22	0
Kills/Set	12.6	13.3	M09/10/21	vs #4 Washburn	L 1-3	15-25,25-23,24-26,17-25	75
SET							
Assists	1188	1280	M09/10/21	vs #15 Colo. Sch. of Mines	L 0-3	20-25,28-30,17-25	75
Attempts	3892	4243	M09/11/21	vs William Jewell	L 1-3	23-25,25-17,12-25,17-25	50
Assist Pct	.305	.302	M09/11/21	at UC-Colo. Springs	w 3-2	18-25,23-25,25-16,25-12,15-13	100
Assists/Set	11.5	12.4	*09/17/21	ARK.-FORT SMITH	w 3-0	25-20,25-9,25-20	432
SERVE							
Aces	107	101	*09/18/21	OKLA. CHRISTIAN	w 3-0	25-14,25-20,25-15	411
Errors	81	144	*09/24/21	at Cameron	w 3-0	25-17,25-21,25-14	328
Attempts	2291	2136	*09/25/21	at Midwestern St.	w 3-1	17-25,25-13,25-18,25-17	113
Serve Pct	.965	.933	*10/01/21	TEX. A&M INT'L	w 3-0	25-18,25-14,25-11	237
Aces/Set	1.0	1.0	*10/02/21	TEX. A&M-KINGSVILLE	w 3-0	25-15,25-20,25-19	427
SERVE RECEPTIONS							
Errors	101	106	*10/06/21	at #3 Angelo St.	L 0-3	20-25,11-25,17-25	1247
Errors/Set	1.0	1.0	*10/15/21	at Dallas Baptist	w 3-1	26-24,25-21,17-25,25-21	0
Attempts	1968	2188	*10/16/21	at Texas Woman's	w 3-1	25-22,29-27,20-25,25-20	239
Reception Pct	.949	.952	*10/22/21	#15 TEXAS-TYLER	L 1-3	12-25,25-12,23-25,23-24	237
DEFENSE							
Digs	1767	1759	*10/23/21	TEX. A&M-COMMERCE	w 3-2	26-24,21-25,20-25,25-19,15-4	321
Digs/Set	17.2	17.1	10/25/21	WAYLAND BAPTIST	w 3-1	18-25,25-15,25-21,25-21	0
BLOCKING							
Block Solo	54	44	*10/28/21	at Western N.M.	w 3-0	25-16,25-21,25-16	137
Block Assist	336	278	*10/30/21	at Tex. Permian Basin	w 3-1	18-25,25-19,25-20,25-22	246
Total Blocks	222.0	183.0	*11/05/21	EASTERN N.M.	w 3-1	21-25,25-22,25-16,25-21	204
Blocks/Set	2.2	1.8	*11/06/21	#25 WEST TEX. A&M	w 3-2	18-24,25-23,16-25,25-22,16-14	508
Block Errors	28	20	*11/12/21	at St. Edward's	w 3-2	25-23,20-25,25-15,14-25,15-13	350
Ball handling errors	29	47	*11/13/21	at St. Mary's (TX)	L 0-3	18-25,14-25,17-25	177
ATTENDANCE							
Total	2777	3337	*11/18/21	vs Dallas Baptist	w 3-0	30-28,25-10,25-19	173
Dates/Avg Per Date	9/309	12/278	11/19/21	vs St. Edward's	L 0-3	21-25,21-25,22-25	162
Neutral site #/Avg	7/115						
Current win streak	0	-					
Home win streak	4	-					

E - Eagle Invitational (Oklahoma City, Okla.)

M - Mountain Lion Classic (Colorado Springs, Colo.)

+ - Lone Star Conference Championship (San Angelo, Texas)

Record in 3-set matches:10-4 • Record in 4-set matches:6-3 • Record in 5-set matches:4-1

CAREER STATISTICS

CHAIN, Sage

SEASON	TEAM	SM-MP	K	K/S	E	TA	PCT	A	A/S	SA	SA/S	SE	DIG	D/S	RE	BS	BA	TB	B/S	BE	BHE	PTS	PTS/S
2019-20	LCU	51-21	45	0.9	45	205	.000	1	0.0	0	0.0	2	12	0.2	1	6	29	35	0.7	7	5	65.5	1.3
2020-21	LCU	44-13	72	1.6	40	220	.145	2	0.0	4	0.1	7	16	0.4	0	13	18	31	0.7	0	2	98.0	2.2
2021-22	LCU	103-28	242	2.3	84	591	.267	7	0.1	0	0.0	0	43	0.4	0	22	81	103	1.0	8	4	304.5	3.0
TOTAL		198 - 62	359	1.8	169	1016	.187	10	0.1	4	0.0	9	71	0.4	1	41	128	169	0.9	15	11	468.0	2.4

Single Game Highs

Statistic	Value	
Kills	19	vs West Tex. A&M 11/06/21
Attacks	42	vs West Tex. A&M 11/06/21
Assists	2	at Okla. Christian 09/03/21
Serve Aces	1	vs Angelo St. 02/09/21, at Tex. Permian Basin 02/03/21, at West Tex. A&M 01/27/21, at Tex. Permian Basin 02/02/21
Digs	4	vs UT Tyler 10/22/21, vs Tex. Permian Basin 03/09/21, at Texas Woman's 10/16/21
Blocks	9	vs Tex. A&M-Commerce 10/23/21
Block solos	4	at Tex. Permian Basin 02/02/21
Block assists	7	vs Tex. A&M-Commerce 10/23/21, vs Tex. Permian Basin 09/28/19

COURNOYER, Hailey

SEASON	TEAM	SM-MP	K	K/S	E	TA	PCT	A	A/S	SA	SA/S	SE	DIG	D/S	RE	BS	BA	TB	B/S	BE	BHE	PTS	PTS/S
2019-20	LCU	84-25	109	1.3	60	328	.149	4	0.0	0	0.0	1	16	0.2	1	15	50	65	0.8	6	3	149.0	1.8
2020-21	LCU	5-2	8	1.6	5	23	.130	0	0.0	0	0.0	1	9	1.8	0	1	4	5	1.0	0	0	11.0	2.2
TOTAL		89 - 27	117	1.3	65	351	.148	4	0.0	0	0.0	2	25	0.3	1	16	54	70	0.8	6	3	160.0	1.8

Single Game Highs

Statistic	Value	
Kills	11	vs DBU 11/15/19
Attacks	29	vs DBU 11/15/19
Assists	2	at Tex. Permian Basin 10/17/19
Digs	7	vs Wayland Baptist 01/19/21
Blocks	6	vs Eastern N.M. 10/12/19
Block solos	3	vs Black Hills St. 09/13/19, vs Eastern N.M. 10/12/19
Block assists	6	vs Tex. A&M-Kingsville 10/01/19, vs Midwestern St. 11/02/19

DALLAND, Kalli

SEASON	TEAM	SM-MP	K	K/S	E	TA	PCT	A	A/S	SA	SA/S	SE	DIG	D/S	RE	BS	BA	TB	B/S	BE	BHE	PTS	PTS/S
2020-21	LCU	45-13	57	1.3	37	175	.114	1	0.0	0	0.0	3	13	0.3	1	7	23	30	0.7	1	6	75.5	1.7
2021-22	LCU	31-13	29	0.9	16	103	.126	2	0.1	0	0.0	0	10	0.3	0	2	11	13	0.4	2	1	36.5	1.2
TOTAL		76 - 26	86	1.1	53	278	.119	3	0.0	0	0.0	3	23	0.3	1	9	34	43	0.6	3	7	112.0	1.5

Single Game Highs

Statistic	Value	
Kills	8	vs Angelo St. 02/09/21, at Tex. Permian Basin 02/03/21
Attacks	20	vs Tex. Permian Basin 03/09/21
Assists	1	vs Washburn 09/10/21, vs Tex. A&M-Commerce 10/23/21, vs Angelo St. 02/10/21
Digs	4	vs Ark.-Fort Smith 09/17/21
Blocks	6	vs Bentley 09/04/21, vs Wayland Baptist 01/19/21
Block solos	3	vs Wayland Baptist 01/19/21
Block assists	6	vs Bentley 09/04/21

LCU VOLLEYBALL MATCH NOTES
FALLAHA, Kiana

SEASON	TEAM	SM-MP	K	K/S	E	TA	PCT	A	A/S	SA	SA/S	SE	DIG	D/S	RE	BS	BA	TB	B/S	BE	BHE	PTS	PTS/S
2021-22	LCU	8-6	14	1.8	3	36	.306	0	0.0	1	0.1	0	6	0.8	0	0	3	3	0.4	0	0	16.5	2.1
TOTAL		8 - 6	14	1.8	3	36	.306	0	0.0	1	0.1	0	6	0.8	0	0	3	3	0.4	0	0	16.5	2.1

Single Game Highs

Statistic	Value	
Kills	7	vs Wayland Baptist 10/25/21
Attacks	22	vs Wayland Baptist 10/25/21
Serve Aces	1	vs Bentley 09/04/21
Digs	4	vs Wayland Baptist 10/25/21
Blocks	2	at Midwestern St. 09/25/21
Block assists	2	at Midwestern St. 09/25/21

GENENBACHER, Kayton

SEAN BREWER, Raydon

SEASON	TEAM	SM-MP	K	K/S	E	TA	PCT	A	A/S	SA	SA/S	SE	DIG	D/S	RE	BS	BA	TB	B/S	BE	BHE	PTS	PTS/S
2021-22	LCU	26-12	14	0.5	1	26	.500	117	4.5	2	0.1	1	41	1.6	0	0	2	2	0.1	0	2	17.0	0.7
TOTAL		26 - 12	14	0.5	1	26	.500	117	4.5	2	0.1	1	41	1.6	0	0	2	2	0.1	0	2	17.0	0.7

Single Game Highs

Statistic	Value	
Kills	4	vs Bentley 09/04/21
Attacks	8	vs Wayland Baptist 10/25/21
Assists	36	vs Wayland Baptist 10/25/21
Serve Aces	1	at Okla. Christian 09/03/21, vs Bentley 09/04/21
Digs	10	vs Bentley 09/04/21
Blocks	1	vs Tex. A&M Int'l 10/01/21, at St. Mary's (TX) 11/13/21
Block assists	1	at St. Mary's (TX) 11/13/21, vs Tex. A&M Int'l 10/01/21

GRAY, Aaliyah

SEASON	TEAM	SM-MP	K	K/S	E	TA	PCT	A	A/S	SA	SA/S	SE	DIG	D/S	RE	BS	BA	TB	B/S	BE	BHE	PTS	PTS/S
2021-22	LCU	94-28	248	2.6	82	800	.208	10	0.1	6	0.1	2	110	1.2	7	1	37	38	0.4	2	2	273.5	2.9
TOTAL		94 - 28	248	2.6	82	800	.208	10	0.1	6	0.1	2	110	1.2	7	1	37	38	0.4	2	2	273.5	2.9

Single Game Highs

Statistic	Value	
Kills	21	vs Washburn 09/10/21
Attacks	44	vs Washburn 09/10/21
Assists	2	at Midwestern St. 09/25/21
Serve Aces	2	vs DBU 11/18/21, at UC-Colo. Springs 09/11/21
Digs	17	vs Washburn 09/10/21
Blocks	4	at Tex. Permian Basin 10/30/21, at Okla. Christian 09/03/21, at Cameron 09/24/21
Block solos	1	vs Colo. Sch. of Mines 09/10/21
Block assists	4	at Cameron 09/24/21, at Tex. Permian Basin 10/30/21, at Okla. Christian 09/03/21

LCU VOLLEYBALL MATCH NOTES
MAHANEY, Kendall

SEASON	TEAM	SM-MP	K	K/S	E	TA	PCT	A	A/S	SA	SA/S	SE	DIG	D/S	RE	BS	BA	TB	B/S	BE	BHE	PTS	PTS/S
2021-22	LCU	103-28	3	0.0	0	36	.083	88	0.9	19	0.2	10	446	4.3	22	0	0	0	0.0	0	0	22.0	0.2
TOTAL		103 - 28	3	0.0	0	36	.083	88	0.9	19	0.2	10	446	4.3	22	0	0	0	0.0	0	0	22.0	0.2

Single Game Highs

Statistic	Value	
Kills	1	vs Colo. Sch. of Mines 09/10/21, vs Eastern N.M. 11/05/21, vs St. Mary's (TX) 09/03/21
Attacks	7	at Tex. Permian Basin 10/30/21
Assists	8	vs Bentley 09/04/21
Serve Aces	4	vs UT Tyler 10/22/21
Digs	26	vs Tex. A&M-Commerce 10/23/21

MAYO, Kaitlyn

SEASON	TEAM	SM-MP	K	K/S	E	TA	PCT	A	A/S	SA	SA/S	SE	DIG	D/S	RE	BS	BA	TB	B/S	BE	BHE	PTS	PTS/S
2021-22	LCU	93-28	132	1.4	83	442	.111	7	0.1	0	0.0	0	73	0.8	0	6	44	50	0.5	5	3	160.0	1.7
TOTAL		93 - 28	132	1.4	83	442	.111	7	0.1	0	0.0	0	73	0.8	0	6	44	50	0.5	5	3	160.0	1.7

Single Game Highs

Statistic	Value	
Kills	9	vs Wayland Baptist 10/25/21
Attacks	27	at St. Edward's 11/12/21
Assists	2	vs William Jewell 09/11/21, at UC-Colo. Springs 09/11/21
Digs	12	vs St. Mary's (TX) 09/03/21
Blocks	5	vs Okla. Christian 09/18/21
Block solos	2	vs Okla. Christian 09/18/21
Block assists	4	at Midwestern St. 09/25/21, vs UT Tyler 10/22/21

MCCULLY, Mady

SEASON	TEAM	SM-MP	K	K/S	E	TA	PCT	A	A/S	SA	SA/S	SE	DIG	D/S	RE	BS	BA	TB	B/S	BE	BHE	PTS	PTS/S
2019-20	LCU	40-13	0	0.0	0	2	.000	2	0.1	7	0.2	8	16	0.4	3	0	0	0	0.0	0	0	7.0	0.2
2020-21	LCU	28-10	0	0.0	2	9	-.222	5	0.2	5	0.2	6	45	1.6	1	0	0	0	0.0	0	2	5.0	0.2
2021-22	LCU	92-27	4	0.0	2	33	.061	9	0.1	11	0.1	10	175	1.9	12	0	0	0	0.0	0	1	15.0	0.2
TOTAL		160 - 50	4	0.0	4	44	.000	16	0.1	23	0.1	24	236	1.5	16	0	0	0	0.0	0	3	27.0	0.2

Single Game Highs

Statistic	Value	
Kills	2	vs Colo. Sch. of Mines 09/10/21
Attacks	6	vs UT Tyler 10/22/21
Assists	3	at West Tex. A&M 02/23/21
Serve Aces	3	vs Wayland Baptist 01/19/21, vs Midwestern St. 11/02/19
Digs	15	vs UT Tyler 10/22/21, vs Tex. A&M Int'l 10/01/21

LCU VOLLEYBALL MATCH NOTES
MENARD, Chloe

SEASON	TEAM	SM-MP	K	K/S	E	TA	PCT	A	A/S	SA	SA/S	SE	DIG	D/S	RE	BS	BA	TB	B/S	BE	BHE	PTS	PTS/S
2020-21	LCU	40-13	0	0.0	0	20	.000	8	0.2	6	0.2	8	78	2.0	8	0	0	0	0.0	0	1	6.0	0.2
2021-22	LCU	96-27	4	0.0	2	51	.039	11	0.1	21	0.2	12	209	2.2	12	0	1	1	0.0	0	0	25.5	0.3
TOTAL		136 - 40	4	0.0	2	71	.028	19	0.1	27	0.2	20	287	2.1	20	0	1	1	0.0	0	1	31.5	0.2

Single Game Highs

Statistic	Value	
Kills	1	at UC-Colo. Springs 09/11/21, vs Okla. Christian 09/18/21, vs St. Mary's (TX) 09/03/21, vs Tex. A&M-Kingsville 10/02/21
Attacks	6	at Texas Woman's 10/16/21
Assists	2	vs St. Mary's (TX) 09/03/21, at Midwestern St. 09/25/21, at Tex. Permian Basin 02/03/21
Serve Aces	5	vs Tex. A&M-Kingsville 10/02/21
Digs	15	vs Tex. A&M-Commerce 10/23/21
Blocks	1	vs Washburn 09/10/21
Block assists	1	vs Washburn 09/10/21

PARKER, Zoe

SEASON	TEAM	SM-MP	K	K/S	E	TA	PCT	A	A/S	SA	SA/S	SE	DIG	D/S	RE	BS	BA	TB	B/S	BE	BHE	PTS	PTS/S
2020-21	LCU	43-13	39	0.9	27	169	.071	6	0.1	8	0.2	18	126	2.9	4	0	7	7	0.2	0	1	50.5	1.2
2021-22	LCU	84-27	3	0.0	4	37	-.027	7	0.1	20	0.2	22	137	1.6	12	0	0	0	0.0	0	0	23.0	0.3
TOTAL		127 - 40	42	0.3	31	206	.053	13	0.1	28	0.2	40	263	2.1	16	0	7	7	0.1	0	1	73.5	0.6

Single Game Highs

Statistic	Value	
Kills	11	at West Tex. A&M 02/23/21
Attacks	32	vs West Tex. A&M 02/24/21
Assists	3	vs Tex. Permian Basin 03/10/21
Serve Aces	5	vs Okla. Christian 09/18/21
Digs	21	vs Tex. Permian Basin 03/10/21
Blocks	3	at West Tex. A&M 02/23/21
Block assists	3	at West Tex. A&M 02/23/21

SIX, Sailey

SEASON	TEAM	SM-MP	K	K/S	E	TA	PCT	A	A/S	SA	SA/S	SE	DIG	D/S	RE	BS	BA	TB	B/S	BE	BHE	PTS	PTS/S
2021-22	LCU	8-6	0	0.0	0	1	.000	0	0.0	0	0.0	1	4	0.5	0	0	0	0	0.0	0	0	0.0	0.0
TOTAL		8 - 6	0	0.0	0	1	.000	0	0.0	0	0.0	1	4	0.5	0	0	0	0	0.0	0	0	0.0	0.0

Single Game Highs

Statistic	Value	
Attacks	1	vs Ark.-Fort Smith 09/17/21
Digs	1	vs Wayland Baptist 10/25/21, vs Tex. A&M Int'l 10/01/21, at Wayland Baptist 09/07/21, at Western N.M. 10/28/21

OPPONENT BREAKDOWN

ALASKA ANCHORAGE (3-0, 0-0)



Location: Anchorage, Alaska

Enrollment: 15,000

Head Coach: Chris Green

Assistant Coaches: Stacie Meisner, Virgil Hooe

ALL-TIME RESULTS (No Prior Meeting)

DATE WINNER

- -

(H) Won By The Home Team

(A) Won By The Away Team

LCU SERIES HIGHS

Kills: - -
Individual Kills: - -
Assists: - -
Individual Assists: - -
Aces: - -
Individual Aces: - -
Digs: - -
Individual Digs: - -
Blocks: - -
Individual Blocks: - -

ROSTER

No.	Name	Pos.	Ht.	Cl.	Exp.	Hometown/High School	Prior College
1	Reilly Plumhoff	DS/L	5-5	So.	2VL	Anchorage / Dimond HS	
2	Talia Leauanae	DS/L	5-8	Sr.	4VL	Wailuku, Hawaii / Kamehameha HS	
3	Nicole Blue	OH	5-9	So.	2VL	Cerritos, Calif. / Cerritos HS	
4	Emma Beattie	OH	5-11	Fr.	HS	Sedona, Ariz. / Red Rock HS	
5	Jaelynn Douglas	MB/RS	6-3	Fr.	HS	Lakewood, Colo. / Bear Creek HS	
7	Makana Eleneki	S	5-6	So.	1VL	Kailua, Hawaii / Kapalama HS	
8	Emma Patterson	MB	6-0	So.	RS	Boise, Idaho / Boise HS	
9	Madison Galloway	L/DS	5-4	Fr.	HS	Pensacola, Fla. / Pensacola Catholic HS	
10	Sydney Johnson	DS	5-7	So.	1VL	Newberg, Ore. / Newberg HS	
11	Amirah Young	OH	5-9	So.	TR	Las Cruces, N.M. / Onate HS	Trinidad State
12	Lisa Jaunet	OH	5-10	Sr.	1VL	Saint-Denis, France / Lycee Bellepierre	State Coll. of Fla.
13	Ellen Floyd	S	5-10	Sr.	4VL	Pensacola, Fla. / Pensacola Catholic HS	
16	Eve Stephens	RS	6-1	Sr.	4VL	Palmer / Colony HS	
17	Anyah Grigsby	OH/RS	5-10	So.	TR	Greenville, N.C. / South Central HS	Lassen CC
18	Leilani Elder	MB	6-0	So.	1VL	Kansas City, Mo. / Bishop Miege HS	
19	Isabel Evans	MB/RS	6-3	So.	TR	Corvallis, Mont. / Corvallis HS	Williston St. Coll.

2022 TEAM STATISTICS

		Attack						Set		Serve				Dig			Blocking					
##	Player	SP	K	K/S	E	TA	PCT	A	A/S	SA	SE	SA/S	RE	DIG	DIG/S	BS	BA	TOT/S	BLK/S	BE	BHE	PTS
1	Plumhoff, Reilly	9	0	0.00	0	0	.000	3	0.33	5	5	0.56	1	4	0.44	0	0	0	0.00	0	0	5.0
2	Leauanae, Talia	9	0	0.00	0	0	.000	7	0.78	3	3	0.33	2	31	3.44	0	0	0	0.00	0	0	3.0
3	Blue, Nicole	9	21	2.33	4	46	.370	0	0.00	3	0	0.33	2	12	1.33	1	4	5	0.56	0	0	27.0
7	Eleneki, Makana	4	0	0.00	0	0	.000	0	0.00	2	0	0.50	0	2	0.50	0	0	0	0.00	0	0	2.0
8	Patterson, Emma	2	2	1.00	1	7	.143	1	0.50	0	0	0.00	0	0	0.00	0	2	2	1.00	0	0	3.0
9	Galloway, Madison	9	0	0.00	0	0	.000	3	0.33	1	3	0.11	1	17	1.89	0	0	0	0.00	0	0	1.0
12	Jaunet, Lisa	9	23	2.56	9	59	.237	0	0.00	0	0	0.00	2	7	0.78	1	1	2	0.22	0	0	24.5
13	Floyd, Ellen	9	7	0.78	2	21	.238	82	9.11	5	5	0.56	0	21	2.33	0	4	4	0.44	0	1	14.0
16	Stephens, Eve	9	36	4.00	9	77	.351	2	0.22	5	4	0.56	0	17	1.89	1	5	6	0.67	0	0	44.5
18	Elder, Leilani	8	6	0.75	3	15	.200	0	0.00	0	0	0.00	0	0	0.00	2	4	6	0.75	0	0	10.0
19	Evans, Isabel	9	14	1.56	2	23	.522	0	0.00	0	0	0.00	0	1	0.11	0	8	8	0.89	0	0	18.0
ALAS. ANCHORAGE		9	109	12.11	30	248	.319	98	10.89	24	20	2.67	14	112	12.44	5	28	19	2.11	0	1	152.0
Opponents		9	77	8.56	60	278	.061	70	7.78	14	23	1.56	24	96	10.67	3	16	11	1.22	1	5	102.0

Team statistics

	UAA	OPP
ATTACK		
Kills	109	77
Errors	30	60
Total Attacks	248	278
Attack Pct	.319	.061
Kills/Set	12.1	8.6
SET		
Assists	98	70
Attempts	239	286
Assist Pct	.410	.245
Assists/Set	10.9	7.8
SERVE		
Aces	24	14
Errors	20	23
Attempts	220	149
Serve Pct	.909	.846
Aces/Set	2.7	1.6
SERVE RECEPTIONS		
Errors	14	24
Errors/Set	1.6	2.7
Attempts	126	200
Reception Pct	.889	.987
DEFENSE		
Digs	112	96
Digs/Set	12.4	10.7
BLOCKING		
Block solo	5	3
Block Assist	28	16
Total Blocks	19	11
Blocks/Set	2.1	1.2
Block Errors	0	1
Ball handling errors	1	5
ATTENDANCE		
Total	0	241
Dates/Avg Per Date	0/0	2/121
Neutral Site #/Avg	1/100	-
Current win streak	0	-
Home win streak	0	-

Team Results

Date	Opponent	Score	Score-by-set	Att.
08/19/2022	at Hawaii Pacific	W 3-0	25-18,25-14,25-12	101
08/20/2022	vs Hawaii Hilo	W 3-0	25-18,25-8,25-17	100
08/20/2022	at Chaminade	W 3-0	25-15,25-20,25-22	140

OPPONENT BREAKDOWN PITTSBURG STATE (0-0, 0-0)



Location: Pittsburg, Kan

Enrollment: 6,017

Head Coach: Jen Gomez

Assistant Coach: Miranda Rodriguez,
Sarah Wall

ALL-TIME RESULTS (LCU Leads 2-0)

DATE	WINNER	
9/17/99	LCU (N1)	3-0
9/13/99	LCU (H)	3-1

(H) Won By The Home Team

(A) Won By The Away Team

(N1) Neutral Site Match in Dallas, Texas (DBU hosted)

ROSTER

#	Full Name	Pos.	Ht.	Class	Exp.	Hometown/Previous School
1	Ellie Schrader	S	5-8	Fr.	0	Ozark, Mo. / Ozark High School
2	Josie McCroskey	DS/L	5-5	Fr.	0	Springdale, Ark. / Har-Ber High School
3	Brianna Richard	S	5-7	Gr.	3	Ames, Iowa / Gilbert High School
4	Jerica Jackson	OH	5-9	Fr.	0	Columbia, Mo. / David H Hickman H.S.
5	Olivia Cullen	RS	5-11	Fr.	0	Girard, Kan. / Girard High School
6	Marissa Bates	DS/L	5-5	Gr.	3	Silver Lake, Kan. / Silver Lake H.S.
7	Phoenix Bailey	MH	6-0	So.	1	Rogers, Ark. / Rogers High School
11	Madison Reed	DS/L	5-4	Fr.	0	Ozark, Mo. / Ozark High School
13	Alexia Miller	OH	6-0	Gr.	0	Carl Junction, Mo. / Central Arkansas
14	Jadyn Jackson	S	5-8	So.	1	Augusta, Kan. / Augusta High School
15	Seville Gates	OH/RS	5-11	So.	0	Merriam, Kan. / Bellarmine University
17	Kate Bandre	MH	6-0	So.	1	Overland Park, Kan. / Blue Valley West H.S.
20	Madison LaPointe	MB	6-0	Fr.	0	Tulsa, Okla. / Union High School
22	Carly Clennan	MB	6-0	Jr.	0	El Dorado, Kan. / El Dorado High School
23	Meg Auten	OH	5-10	Gr.	3	Manhattan, Kan. / Manhattan High School
24	Janae Thurston	S/RS	5-10	Jr.	1	Peculiar, Mo. / Arkansas-Little Rock
25	Jayden Sanford	OH/RS	5-10	So.	1	Springfield, Mo. / Glendale High School

2021 TEAM STATISTICS

Overall Record: 15-14 Conf: 9-11 Home: 10-4 Away: 3-9 Neutral: 2-1

		Attack							Set		Serve				Dig			Block						
#	Player	SP	K	K/S	E	TA	Pct	A	A/S	SA	SE	SA/S	RE	Dig	DIG/S	BS	BA	BLK	BLK/S	BE	BHE	PTS		
1	Hawkins, Taylor	25	14	0.56	15	64	-.016	0	0.00	2	3	0.08	4	37	1.48	1	1	2.0	0.08	1	0	17.5		
3	Richard, Brianna	95	51	0.54	8	164	.262	981	10.33	32	11	0.34	1	225	2.37	3	18	21.0	0.22	4	10	95.0		
3	Richards, Brianna	5	4	0.80	0	4	1.000	42	8.40	0	0	0.00	0	7	1.40	0	1	1.0	0.20	0	0	4.5		
4	Martin, Hannah	71	148	2.08	84	447	.143	12	0.17	23	12	0.32	21	141	1.99	9	13	22.0	0.31	2	0	186.5		
6	Bates, Marissa	99	3	0.03	3	31	.000	58	0.59	21	13	0.21	11	425	4.29	0	0	0.00	0	0	24.0			
7	Bailey, Phoenix	4	2	0.50	3	14	-.071	0	0.00	0	0	0.00	0	1	0.25	0	4	4.0	1.00	0	0	4.0		
8	Griffel, Makenzie	61	2	0.03	4	22	-.091	14	0.23	11	6	0.18	6	122	2.00	0	0	0.00	0	1	13.0			
10	Sandvig, Claire	59	113	1.92	50	381	.165	8	0.14	2	3	0.03	1	46	0.78	8	14	22.0	0.37	4	0	130.0		
11	Neigenfind, Kayla	37	34	0.92	13	91	.231	4	0.11	1	1	0.03	9	50	1.35	0	4	4.0	1.11	0	0	37.0		
12	Hanenberg, Emily	16	12	0.75	11	38	.026	0	0.00	1	1	0.06	0	0	0.00	1	5	6.0	0.38	1	0	16.5		
13	Bandre, Kate	94	156	1.66	58	381	.257	3	0.03	0	0	0.00	1	21	0.22	3	37	40.0	0.43	3	0	177.5		
14	Jackson, Jadyn	34	1	0.03	0	5	.200	16	0.47	6	6	0.18	0	62	1.82	0	0	0.00	0	0	7.0			
18	Weybrew, Addison	79	6	0.08	2	29	.138	11	0.14	28	20	0.35	15	171	2.16	0	0	0.00	0	0	34.0			
20	White, Hope	97	227	2.34	83	572	.252	8	0.08	20	39	0.21	3	58	0.60	22	33	55.0	0.57	3	0	285.5		
23	Auten, Meg	85	292	3.44	119	820	.211	12	0.14	21	36	0.25	22	228	2.68	2	12	14.0	0.16	1	1	321.0		
24	Thurston, Janae	68	182	2.68	66	430	.270	11	0.16	0	0	0.00	0	33	0.49	4	18	22.0	0.32	2	0	195.0		
25	Sanford, Jadyn	1	0	0.00	0	0	.000	0	0.00	0	0	0.00	0	1	1.00	0	0	0.00	0	0	0	0		
25	Sanford, Jayden	23	39	1.70	21	114	.158	1	0.04	0	0	0.00	4	8	0.35	0	0	0.00	0	0	39.0			
TM	Team	94	0	0.00	0	0	.000	0	0.00	0	0	0.00	39	0	0.00	0	0	0.00	0	0	0	0		
Totals		100	1286	12.86	540	3607	.207	1181	11.81	168	151	1.68	137	1636	16.36	53	160	133.0	1.33	21	12	1,587.0		
Opponents		100	1306	13.06	479	3682	.225	1191	11.91	137	160	1.37	168	1525	15.25	67	179	156.5	1.57	36	22	1,599.5		

Team Statistics	PittSt	OPP
ATTACK		
Kills	1286	1306
Errors	540	479
Total Attacks	3609	3682
Attacks Pct	.207	.225
Kills/Set	12.9	13.1
SET		
Assists	1181	1191
Assists Per Set	11.8	11.9
SERVE		
Aces	168	137
Errors	151	160
Aces Per Set	1.7	1.4
SERVE/RECEPTIONS		
Errors	137	168
Errors Per Set	1.4	1.7
DEFENSE		
Digs	1636	1525
Digs Per Set	16.4	15.3
BLOCKING		
Solo	53	67
Assists	160	179
Blocks	133.0	156.5
Blocks Per Set	1.3	1.6
Errors	21	36
Ball Handling Errors	12	22
ATTENDANCE		
Total	2,088	4,576
Dates-Avg Per Date	14/149	12/381
Neutral Site #-Avg	3/11	-

C	Date	Opponent	W	L	Score	Score by Set	Att.
	9/03/2021	at Nova Southeastern	L	1-3	18-25, 24-26, 25-21, 14-25		190
	9/03/2021	vs Quincy	W	3-0	25-18, 25-15, 25-23		10
	9/04/2021	vs Lynn	L	1-3	26-24, 22-25, 21-25, 20-25		0
	9/04/2021	vs Stonehill	W	3-0	25-12, 25-18, 25-19		23
	9/09/2021	TRUMAN	W	3-0	25-16, 25-21, 25-22		250
	9/10/2021	STOIX FALLS	W	3-2	23-25, 25-21, 13-25, 25-16, 15-12		100
	9/10/2021	NORTHWESTERN OKLA.	W	3-0	26-24, 25-23, 25-18		75
	9/11/2021	ST. MARY'S (TX)	W	3-0	25-17, 25-16, 25-22		100
*	9/17/2021	CENTRAL OKLA.	W	3-0	27-25, 25-23, 27-25		100
*	9/18/2021	at Mo. Southern St.	W	3-1	17-25, 25-23, 26-15, 25-23		417
*	9/24/2021	at Missouri Western	L	1-3	25-20, 21-25, 22-25, 23-25		257
*	9/25/2021	at Northwest Mo. St.	L	1-3	26-24, 16-25, 16-25, 20-25		245
*	9/28/2021	NEWMAN	W	3-0	25-15, 25-12, 25-19		150
*	9/30/2021	at Central Mo.	L	1-3	18-25, 25-22, 25-27, 14-25		307
*	10/08/2021	at Emporia St.	W	3-0	25-21, 25-22, 25-21		197
*	10/09/2021	at Washburn	L	0-3	14-25, 18-25, 17-25		625
*	10/12/2021	MO. SOUTHERN ST.	W	3-0	25-14, 25-13, 25-19		200
*	10/15/2021	at Neb.-Kearney	L	0-3	11-25, 14-25, 14-25		932
*	10/16/2021	at Fort Hays St.	L	0-3	23-25, 21-25, 23-25		253
*	10/19/2021	at Central Okla.	L	1-3	23-25, 25-18, 18-25, 11-25		300
*	10/22/2021	NORTHWEST MO. ST.	L	1-3	22-25, 25-20, 22-25, 21-25		205
*	10/23/2021	MISSOURI WESTERN	W	3-2	18-25, 25-18, 22-25, 25-15, 15-13		156
*	10/26/2021	at Newman	W	3-0	25-22, 25-21, 28-26		289
*	10/30/2021	CENTRAL MO.	L	0-3	15-25, 28-30, 15-25		150
*	11/05/2021	WASHBURN	L	1-3	25-22, 12-25, 14-25, 20-25		202
*	11/06/2021	EMPORIA ST.	W	3-0	25-12, 25-20, 25-16		100
*	11/12/2021	FORT HAYS ST.	W	3-0	28-26, 25-23, 25-18		125
*	11/13/2021	NEB.-KEARNEY	L	0-3	18-25, 15-25, 15-25		175
	11/16/2021	at Washburn	L	0-3	19-25, 17-25, 20-25		564

* = Conference game

OPPONENT BREAKDOWN ALASKA FAIRBANKS (3-1, 0-0)



Location: Fairbanks, Alaska

Enrollment: 5,302

Head Coach: Brian Scott

Assistant Coaches: Meagan Woods, Emily Moorhead

ALL-TIME RESULTS (No Prior Meeting)

DATE WINNER

- -

(H) Won By The Home Team

(A) Won By The Away Team

LCU SERIES HIGHS

Kills: - -
Individual Kills: - -
Assists: - -
Individual Assists: - -
Aces: - -
Individual Aces: - -
Digs: - -
Individual Digs: - -
Blocks: - -
Individual Blocks: - -

ROSTER

No.	Name	Pos.	Ht.	Yr.	Exp.	Hometown	Previous School
1	Elena Guc	RS	6-0	FR.	HS	East China, Mich.	Cardinal Mooney Catholic
2	Johnasia Michelle Carr	MB	5-11	JR.	TR	Yonkers, N.Y.	Florida Southwestern St.
3	Marine Angely	OH/Opp	5-9	SR.	2V	Sivry, France	FSCJ Blue Wave
4	Elizabeth Jackson	MB	6-2	SO.	1V	Graham, N.C.	Alamance CC
6	Karli Nielson	OH	5-11	SO.	2V	South Weber, Utah	Northridge HS
7	Kinley Erickson	L	5-4	SO.	1V	North Pole, Alaska	North Pole HS
10	Rilee White	PIN	5-11	SO.	2V	Goodyear, Arizona	Odyssey HS
11	Cynphany Henderson	S	5-9	FR.	HS	Otsego, Minn.	St. Michael-Albertville H.S.
12	Kelli Wright	OH	6-0	FR.	HS	Herriman, Utah	Mountain Ridge H.S.
14	Ella Bines	RS	6-3	FR.	HS	Orlando, Fla.	Bishop Moore Catholic H.S.
15	Kristina Head	MB	6-0	SO.	TR	Lyons, Kan.	Hutchinson CC
16	Jessa Long	L	5-4	GR	TR	Dixon, Ill.	Florida A&M
17	Ainsley Smith	S	5-10	RS.	1V	North Pole, Alaska	North Pole HS
21	Taylor Overn	S	5-7	SR.	3V	Portland, Ore.	Westview HS

2022 TEAM STATISTICS

		Attack						Set		Serve				Dig				Blocking				
##	Player	SP	K	K/S	E	TA	PCT	A	A/S	SA	SE	SA/S	RE	DIG	DIG/S	BS	BA	TOT/S	BLK/S	BE	BHE	PTS
1	Guc, Elena	14	12	0.86	13	54	-.019	1	0.07	2	1	0.14	0	12	0.86	1	7	8	0.57	1	0	18.5
4	Jackson, Elizabeth	15	21	1.40	4	39	.436	1	0.07	0	0	0.00	1	0	0.00	1	14	15	1.00	0	0	29.0
6	Nielson, Karli	15	33	2.20	18	91	.165	2	0.13	8	6	0.53	6	16	1.07	1	7	8	0.53	0	0	45.5
7	Erickson, Kinley	11	0	0.00	0	0	.000	2	0.18	1	2	0.09	4	11	1.00	1	0	1	0.09	0	0	2.0
10	White, Rilee	15	31	2.07	12	98	.194	1	0.07	7	9	0.47	7	39	2.60	0	7	7	0.47	0	0	41.5
12	Wright, Kelli	3	1	0.33	1	7	.000	0	0.00	0	0	0.00	2	0	0.00	0	0	0	0.00	0	0	1.0
14	Bines, Ella	15	35	2.33	16	83	.229	1	0.07	0	0	0.00	0	3	0.20	0	5	5	0.33	0	0	37.5
15	Head, Kristina	15	36	2.40	8	71	.394	0	0.00	3	7	0.20	0	5	0.33	5	11	16	1.07	0	0	49.5
16	Long, Jessa	15	0	0.00	0	4	.000	15	1.00	1	6	0.07	6	59	3.93	0	0	0	0.00	0	1	1.0
17	Smith, Ainsley	15	3	0.20	3	9	.000	82	5.47	8	3	0.53	0	29	1.93	0	0	0	0.00	0	1	11.0
21	Overn, Taylor	14	0	0.00	1	4	-.250	56	4.00	5	4	0.36	0	23	1.64	0	0	0	0.00	0	1	5.0
ALAS. FAIRBANKS		15	172	11.47	76	460	.209	161	10.73	35	38	2.33	34	197	13.13	9	51	34.5	2.30	1	3	241.5
Opponents		15	160	10.67	71	479	.186	129	8.60	34	34	2.27	35	167	11.13	9	38	28	1.87	2	0	222.0

Team statistics

	UAF	OPP
ATTACK		
Kills	172	160
Errors	76	71
Total Attacks	460	479
Attack Pct	.209	.186
Kills/Set	11.5	10.7
SET		
Assists	161	129
Attempts	481	458
Assist Pct	.335	.282
Assists/Set	10.7	8.6
SERVE		
Aces	35	34
Errors	38	34
Attempts	319	320
Serve Pct	.881	.894
Aces/Set	2.3	2.3
SERVE RECEPTIONS		
Errors	34	35
Errors/Set	2.3	2.3
Attempts	286	281
Reception Pct	.881	.992
DEFENSE		
Digs	197	167
Digs/Set	13.1	11.1
BLOCKING		
Block solo	9	9
Block Assist	51	38
Total Blocks	34.5	28
Blocks/Set	2.3	1.9
Block Errors	1	2
Ball handling errors	3	0
ATTENDANCE		
Total	0	366
Dates/Avg Per Date	0/0	3/122
Neutral Site #/Avg	1/74	-
Current win streak	0	-
Home win streak	0	-

Team Results

Date	Opponent	Score	Score-by-set	Att.
08/19/2022	vs Hawaii Hilo	W 3-0	25-22,25-19,25-15	74
08/19/2022	at Chaminade	W 3-2	18-25,25-22,13-25,25-21,15-12	234
08/20/2022	at Hawaii Pacific	W 3-0	25-20,25-20,25-21	0
08/20/2022	at Chaminade	L 1-3	25-22,14-25,16-25,19-25	132

OPPONENT BREAKDOWN EMMANUEL COLL. (GA.) (0-0,0-0)



Location: Franklin Springs, Ga.

Enrollment: 883

Head Coach: James Friddle

Assistant Coaches: John Friddle, David Gordon

ALL-TIME RESULTS (No Prior Meeting)

DATE WINNER

- -

(H) Won By The Home Team

(A) Won By The Away Team

ROSTER

#	Full Name	Pos	Ht.	Year	Hometown / High School
1	Asia Queen	L/DS	5-6	Fr.	Stockbridge, GA /
2	Arden Carlyle	MB/OPP	5-11	Fr.	King Devil Hills, NC /
3	Layla Bland	OH/S	5-8	Fr.	Evans, GA /
4	Rachel McGlamery	L/DS	5-8	Fr.	Fayetteville, GA /
5	Emily Hanson	MB	6-1	Jr.	Locust Grove, GA / Locust Grove High School
6	Gabi Reagan	MB	6-1	Sr.	Clarksville, TN / North Cobb High School
7	Samantha Dibene	MB/OPP	5-10	Jr.	Port Charlotte, FL /
8	Taylor Roberts	MB	6-3	Gr.	Rome, GA / Coosa High School
11	Ellie Jackson	OH	-	Fr.	Jacksonville, FL /
12	Gabrielle McGlamery	S	5-11	Jr.	Fayetteville, GA / Konos Academy High School
13	Alaina Emminger	OH	6-0	Jr.	Lilburn, GA / Providence Christian
15	Amore Marshall	OPP	5-7	So.	Pelham, AL / Pelham High School
16	Kaitlyn Henderson	DS/L	5-8	Gr.	Jefferson, GA / Jefferson High School
20	Amanda Mazurkiewicz	OPP/OH	6-0	Gr.	Lawrenceville, GA / Mountain View High School
21	Bailey Schuler	L	5-3	Jr.	Round Rock, TX / McNeil High School
22	Isabella Appling	DS	5-9	Jr.	Gainesville, GA / Gainesville High School
24	Jocelyn Martin	OH	5-10	So.	Easley, SC / Easley High School

2021 TEAM STATISTICS

Overall Record: 18-14 Conf: 13-5 Home: 11-2 Away: 6-7 Neutral: 1-5

		Attack					Set	Serve				Dig		Block							
Player	SP	K	K/S	E	TA	Pct	A	A/S	SA	SE	SA/S	RE	DIG	DIG/S	BS	BA	BLK	BLK/S	BE	BHE	PTS
Hamuda, Aleksandra	102	352	3.45	160	1033	.186	8	0.08	13	27	0.13	26	198	1.94	3	36	39.0	0.38	1	4	386.0
Roop, Madi	14	24	1.71	16	78	.103	0	0.00	0	0	0.00	4	6	0.43	0	5	5.0	0.36	1	0	26.5
Richardson, Hallie	88	8	0.09	16	60	-.133	19	0.22	24	29	0.27	26	206	2.34	0	1	1.0	0.01	0	3	32.5
Alexander, Victoria	103	2	0.02	4	16	-.125	83	0.81	17	26	0.17	26	452	4.39	0	0	0	0.00	0	1	19.0
Hanson, Emily	100	170	1.70	101	579	.119	5	0.05	0	2	0.00	0	26	0.26	4	60	64.0	0.64	10	1	204.0
Reagan, Gabi	85	105	1.24	45	305	.197	6	0.07	4	6	0.05	1	28	0.33	5	62	67.0	0.79	4	0	145.0
Gutierrez, Lily	26	7	0.27	6	27	.037	191	7.35	10	5	0.38	0	46	1.77	0	1	1.0	0.04	2	6	17.5
Roberts, Taylor	105	226	2.15	67	568	.280	7	0.07	32	57	0.30	0	71	0.68	11	99	110.0	1.05	7	1	318.5
Flynn, Katie	29	0	0.00	0	0	.000	2	0.07	0	1	0.00	5	30	1.03	0	0	0	0.00	0	0	0
Cotton, Mia	64	101	1.58	65	330	.109	2	0.03	18	22	0.28	0	49	0.77	1	21	22.0	0.34	5	0	130.5
McGlamery, Gabrielle	91	28	0.31	16	125	.096	915	10.05	17	18	0.19	1	272	2.99	1	39	40.0	0.44	3	15	65.5
Emminger, Alaina	88	269	3.06	142	781	.163	0	0.00	1	3	0.01	15	52	0.59	3	41	44.0	0.50	6	0	293.5
Marshall, Amore	19	0	0.00	1	4	-.250	2	0.11	0	1	0.00	9	32	1.68	0	0	0	0.00	0	0	0
Henderson, Kaitlyn	108	2	0.02	0	8	.250	8	0.07	61	49	0.56	33	242	2.24	0	0	0	0.00	0	0	63.0
Appling, Isabella	62	3	0.05	1	15	.133	9	0.15	6	9	0.10	23	109	1.76	0	0	0	0.00	0	0	9.0
Martin, Jocelyn	33	68	2.06	44	233	.103	1	0.03	2	3	0.06	6	24	0.73	0	9	9.0	0.27	0	0	74.5
Team	101	0	0.00	0	0	.000	0	0.00	0	0	0.00	23	0	0.00	0	0	0	0.00	0	0	0
Total	113	1365	12.08	684	4162	.164	1258	11.13	205	258	1.81	198	1843	16.31	28	374	215.0	1.90	39	31	1,785.0
Opponents	113	1229	10.88	652	3994	.144	1137	10.06	198	198	1.75	205	1832	16.21	48	341	218.5	1.93	26	34	1,645.5

Team Statistics


	Emm	OPP
ATTACK		
Kills	1365	1229
Errors	684	652
Total Attacks	4162	3994
Attacks Pct	.164	.144
Kills/Set	12.1	10.9
SET		
Assists	1258	1137
Assists Per Set	11.1	10.1
SERVICE		
Aces	205	198
Errors	258	198
Aces Per Set	1.8	1.8
RECEPTIONS		
Errors	198	205
Errors Per Set	1.8	1.8
DEFENSE		
Digs	1843	1832
Digs Per Set	16.3	16.2
BLOCKING		
Solo	28	48
Assists	374	341
Blocks	215.0	218.5
Blocks Per Set	1.9	1.9
Errors	39	26
Ball Handling Errors	31	34
TENDANCE		
Total	1,424	2,169
Dates-Avg Per Date	13/110	13/167
Neutral Site #-Avg	6/92	-

LCU SERIES HIGHS


Kills:	-	-
Individual Kills:	-	-
Assists:	-	-
Individual Assists:	-	-
Aces:	-	-
Individual Aces:	-	-
Digs:	-	-
Individual Digs:	-	-
Blocks:	-	-
Individual Blocks:	-	-

C Date	Opponent	W L	Score	Score by Set	Att.
9/03/2021	at Alabama Huntsville	L	0-3	19-25, 19-25, 25-27	261
9/03/2021	vs Trevecca Nazarene	L	0-3	14-25, 19-25, 21-25	67
9/04/2021	vs Ouachita Baptist	W	3-0	25-22, 25-23, 25-18	101
9/10/2021	at Palm Beach Atl.	L	1-3	11-25, 25-20, 24-26, 20-25	82
9/10/2021	vs Hillsdale	L	0-3	17-25, 13-25, 10-25	49
9/11/2021	vs Lenoir-Rhyne	L	2-3	18-25, 25-21, 25-21, 13-25, 9-15	37
9/11/2021	vs American Int'l	L	1-3	18-25, 25-16, 14-25, 23-25	40
9/14/2021	at Young Harris	W	3-1	25-21, 13-25, 25-23, 25-18	500
* 9/22/2021	at North Greenville	L	0-3	11-25, 10-25, 23-25	214
* 9/24/2021	LEES-MCRAE	W	3-0	25-19, 25-23, 26-24	103
* 9/25/2021	BELMONT ABBEY	W	3-0	25-17, 25-16, 25-16	106
9/25/2021	FLAGLER	L	0-3	18-25, 13-25, 12-25	69
9/28/2021	at Georgia College	L	1-3	18-25, 25-19, 23-25, 20-25	101
* 10/01/2021	UNC PEMBROKE	W	3-1	25-20, 25-18, 23-25, 25-20	134
* 10/02/2021	FRANCIS MARION	L	0-3	23-25, 22-25, 21-25	108
* 10/05/2021	at King (TN)	W	3-0	25-19, 25-23, 25-14	139
10/07/2021	GEORGIA COLLEGE	W	3-2	27-25, 23-25, 23-25, 26-24, 15-11	85
* 10/08/2021	ERSKINE	W	3-0	25-19, 25-15, 25-22	105
* 10/13/2021	at Southern Wesleyan	W	3-0	25-11, 25-14, 25-21	89
* 10/15/2021	at Chowan	W	3-1	19-25, 25-20, 25-21, 25-14	127
* 10/16/2021	at Barton	L	1-3	25-17, 17-25, 22-25, 14-25	61
* 10/22/2021	KING (TN)	W	3-1	21-25, 25-20, 25-19, 25-22	125
* 10/26/2021	at Erskine	L	0-3	16-25, 20-25, 25-27	87
* 10/28/2021	NORTH GREENVILLE	W	3-0	25-15, 25-22, 25-21	140
* 10/29/2021	at Lees-McRae	W	3-1	25-15, 31-33, 25-18, 25-14	228
* 11/02/2021	at Converse	W	3-1	21-25, 25-21, 25-18, 25-12	100
* 11/02/2021	CONVERSE	W	3-0	25-18, 25-16, 25-17	69
* 11/06/2021	at Mount Olive	L	1-3	25-13, 22-25, 22-25, 18-25	180
11/09/2021	YOUNG HARRIS	W	3-0	25-16, 25-23, 25-17	110
* 11/10/2021	SOUTHERN WESLEYAN	W	3-0	25-17, 25-13, 29-27	70
11/16/2021	MOUNT OLIVE	W	3-0	25-15, 29-27, 26-24	200
11/19/2021	vs Francis Marion	L	2-3	14-25, 25-21, 27-25, 20-25, 11-15	257

* = Conference game

LCU CAREER LEADERS


BETH LANKFORD



JANICE STEPHENSON

GAMES (SETS) PLAYED



573	Beth Lankford	2000-03
566	Mindy Jones	1997-00
564	Jennifer Moore	1998-01
555	Mandy Moffitt	2001-04
550	Kelsey Odell	2006-09
546	Karen Escamilla	1998-01
530	Courtney Yonke	2006-09
524	Julie Williams	1999-02
520	Hayley Geer	2003-06
514	Tahnee Elliott	1995-98

ACES


195	Mandy Moffitt	2001-04
171	Stacy Simpson	2000-03
147	Debbie Hendricks	1985-88
140	Kelsey Odell	2006 -09
139	Stephanie Raley	1985-88
129	Julie Williams	1999-02
129	Karen Escamilla	1998-01
123	Jody Hamrick	1991-94
121	Hayley Geer	2003-06
119	Katie McGuire	2005-08

KILLS


2,174	Mindy Jones	1997-00
1,918	Julie Williams	1999-02
1,660	Beth Lankford	2000-03
1,604	Janice Stephenson	1978-81
1,503	Elissa Loynes	2007-10
1,481	Jody Hamrick	1991-94
1,437	Julie Williams	1999-02
1,418	Karen Escamilla	1998-01
1,376	Stacy Simpson	2000-03
1,264	Michelle Hinojos	1983-85

SOLO BLOCKS


281	Janice Stephenson	1978-81
271	Stephanie Raley	1985-88
261	Michelle Hinojos	1983-85
231	Sharon Slade	1984-86
171	Diane Fogarty	1978-79
152	Janis Rhea	1980-84
127 *	Mindy Jones	1997-00
90	Ashley Dyer	2005-06
78	Denise Brensing	2003-05
77	Brittany Hix	2005-07

* 1997 Statistics Unavailable

BLOCK ASSISTS


502	Beth Lankford	2000-03
475	Mindy Jones	1997-00
371	Magan McCormick	2001-04
350	Julie Williams	1999-02
303	Elissa Loynes	2007-10
298	Kari Horn	1996-98
241	Katie McGuire	2005-08
232	Ariel Froeschl	2013-16
227	Brittany Johnson	2009-12
218	Karen Escamilla	1998-01

ASSISTS


6,465	Mandy Moffitt	2001-04
3,982	Kari Bezner	1997-99
3,944	Rachel Stuyvesant	2006-08
3,892	Jordan Goings	2008-11
3,500	Beth Lankford	2000-03
3,303	Debbie Hendricks	1985-88
2,767	Erin Fisher	2011-14
2,761	Tiana Hergert	1989-92
2,430	Mallory Powell	2013-17
2,109	Bradi Marshall	2018-->

DIGS


3,018	Courtney Yonke	2006-09
2,580	Kelsie French	2015-18
2,353	Hayley Geer	2003-06
2,195	Meagan Kamplain	2002-05
1,961	Stacy Simpson	2000-03
1,886	Nikki Ralston	2009-12
1,704	Mandy Moffitt	2001-04
1,677	Michal Giboney	1990-93
1,402	Jody Hamrick	1991-94
1,329	Heather Secrest	1995-98

LCU SINGLE SEASON LEADERS

GAMES (SETS) PLAYED



158	Jennifer McCulley	1999
157	Amy Patten	1999
156	Tracie Jasso, Mindy Jones	1999
155	Kari Bezner	1999
150	Lauren Hackney, Courtney Yonke	2008
149	Kelsey Odell	2008
148	Elissa Loynes	2008

ACES



67	Mandy Moffitt	2003
65	Stacy Simpson	2003
57	Debbie Adrian	1985
55	Debbie Hendricks	1985
54	Kelsey Odell	2006
53	Michelle Bliss	1993
52	Julie Williams	2002
51	Shelby Smith	2000
50	Karen Escamilla	2001
46	Karen Escamilla	1999

KILLS



827	Mindy Jones	1999
635	Mindy Jones	1998
536	Julie Williams	1999
519	Mindy Jones	2000
509	Michelle Hinojos	1985
490	Janice Stephenson	1981
456	Katie McGuire	2006
454	Elissa Loynes	2008
442	Kacey Deterding	2013
437	Suzanne Childress	2007


SOLO BLOCKS



135	Sharon Slade	1985
117	Stephanie Raley	1985
110	Michelle Hinojos	1985
93	Diane Fogarty	1979
87	April Parker	1988
82	Michelle Hinojos	1983
70	Stephanie Raley	1986
56	Denise Brensing	2005
54	Ashley Dyer	2005
53	Mindy Jones	1998



MANDY MOFFITT



MINDY JONES

BLOCK ASSISTS



152	Mindy Jones	1999
151	Magan McCormick	2003
148	April Willis	1997
146	Beth Ratliff	2003
132	Magan McCormick	2002
129	Beth Lankford	2001
121	Holly Ratliff	2001
119	Mindy Jones	2000
117	Mindy Jones	1998
116	Kari Horn	1998

ASSISTS



1,755	Mandy Moffitt	2001
1,750	Kari Bezner	1999
1,735	Mandy Moffitt	2002
1,653	Rachel Stuyvesant	2007
1,635	Mandy Moffitt	2003
1,611	Kari Bezner	1998
1,581	Shelby Smith	2000
1,390	Ashley Hardin	1996
1,343	Jordan Goings	2009
1,210	Rachel Stuyvesant	2008

DIGS



947	Courtney Yonke	2007
932	Courtney Yonke	2008
838	Hayley Geer	2005
755	Hayley Geer	2006
736	Meagan Kamplain	2005
676	Kelsie French	2016
650	Kelsie French	2015
646	Stacy Simpson	2003
645	Kelsie French	2017
615	Courtney Yonke	2009

RADIO / TV HEADSHOT ROSTER




1 - ZOE PARKER
Jr. | 5-9 | DS
Amarillo, Texas



2 - OLIVIA ELOFSSON
Fr. | 5-8 | DS
Fort Worth, Texas



3 - KAITLYN MAYO
So. | 5-9 | RS
Lubbock, Texas



4 - KAYTON GENENBACHER
So. | 5-5 | S
Lubbock, Texas



5 - KIANA FALLAHA
So. | 5-8 | OH
San Antonio, Texas



18 - SAILEY SIX
So. | 5-7 | DS
Lubbock, Texas



7 - LILY BICKLEY
Fr. | 5-10 | MB/RS
Fort Worth, Texas



8 - CHLOE MENARD
Jr. | 5-8 | DS
Graham, Texas



9 - KALLI DALLAND
Jr. | 6-1 | MB
Johnson City, Texas



10 - HAILEY COURNOYER
RS-Jr. | 6-1 | MB
Hallettsville, Texas



12 - PAYTON MURRAY
Fr. | 5-10 | OH
Holliday, Texas



13 - SAGE CHAIN
Sr. | 6-2 | MB
Schertz, Texas



14 - KENDALL MAHANEY
So. | 5-9 | DS
Lubbock, Texas



16 - MADY McCULLY
Sr. | 5-4 | DS
Lubbock, Texas



18 - ALLIE RICE
Fr. | 5-9 | S
Colorado Springs, Colo.



20 - AALIYAH GRAY
So. | 5-8 | OH
Lubbock, Texas



KEITH GIBONEY
Head Coach
2nd Season



MICHAL GIBONEY
Assistant Coach
2nd Season



SERENITY SEILER
Associate Athletic Trainer
4th Season