



# LUBBOCK CHRISTIAN UNIVERSITY

## 2021-22 WOMEN'S BASKETBALL GAME NOTES

MEMBERS OF THE LONE STAR CONFERENCE - FIVE NCAA REGION TOURNAMENT APPEARANCES - 2015-16, 18-19 & 20-21 NCAA DIV. II CHAMPIONS

### WOMEN'S BASKETBALL GAME NOTES December 31, 2021

#### LCU LADY CHAPARRALS

**Location** ..... Lubbock, Texas  
**Founded** ..... 1957  
**Enrollment** ..... 2,000  
**Affiliation** ..... NCAA Div. II  
**Conference** ..... Lone Star  
**Nickname** ..... Lady Chaparrals "Lady Chaps"  
**Athletic Director** ..... Scott Larson  
**Sports Information** ..... Chris Due  
**Head Coach** ..... Steve Gomez  
**Career Record (year)** ..... 459-126 / 19th

#### 2021-22 LADY CHAPS SCHEDULE

Date	Site	Opponent	Result
11/5	N	Montevallo !	W 69-55
11/6	A	Montana State Billings !	W 67-51
11/7	N	No.11 Tampa !	W 56-44
11/12	A	Colorado Christian ^	W 60-46
11/13	N	Colorado State Pueblo ^	L 56-64
11/19	H	No.1 Lander	W 76-72
11/20	H	No.20 Daemen College	W 62-37
11/25	N	Minnesota Crookston \$	W 62-42
11/26	A	Hawaii Pacific \$	W 73-52
12/7	H	West Texas A&M	W 60-49
12/11	A	Western New Mexico	W 67-39
12/16	H	Cameron	W 75-61
12/31	A	Texas A&M - Kingsville *	2:00 PM
1/2	A	Texas A&M International *	1:00 PM
1/6	H	Arkansas Fort Smith *	5:30 PM
1/8	H	Oklahoma Christian *	2:00 PM
1/13	A	Texas A&M - Commerce *	5:30 PM
1/15	A	UT Tyler *	2:00 PM
1/20	H	St. Edward's *	5:30 PM
1/22	H	St. Mary's *	2:00 PM
1/27	A	Angelo State *	5:30 PM
1/29	A	UT Permian Basin *	2:00 PM
2/3	H	Midwestern State *	5:30 PM
2/5	H	Texas Woman's *	2:00 PM
2/10	A	West Texas A&M *	5:30 PM
2/12	A	Cameron *	2:00 PM
2/17	A	Eastern New Mexico	6:30 PM
2/22	H	Eastern New Mexico *	5:30 PM
2/24	H	Western New Mexico *	5:30 PM

\* - Lone Star Conference Game Times are Central

! - D2CCA Tipoff Classic at The Trailhead (Billings, Mont.)  
 ^ - RMAC/Lone Star Conference Tip-Off Classic (Lakewood, Colo.)  
 \$ - Oahu Thanksgiving Classic (Honolulu, Hawaii)



### LONE STAR CONFERENCE



FACEBOOK/LCUCAPS  
 TWITTER: @LCUCAPS  
 INSTAGRAM: @LCUCAPS  
 YOUTUBE: #LCUathletics



#### AT TEXAS A&M-KINGSVILLE

Fri. Dec. 31 - 2 PM

LONE STAR CONFERENCE GAME >> STEINKE PHYSICAL EDUCATION CENTER (KINGSVILLE, TEXAS)

LIVE SCORING: <a href="http://statb.us/v/lubb/379492">http://statb.us/v/lubb/379492</a>	RADIO: N/A
WATCH ONLINE: <a href="http://www.lcuchaps.com/live">http://www.lcuchaps.com/live</a>	LISTEN ONLINE: N/A
TAMUK RECORD: 6-4, 0-0 (LSC)	ALL-TIME SERIES: LCU LEADS 1-0
TAMUK: HOME 4-0, ROAD 1-3, NEUTRAL 1-1	LAST MEETING: 2/22/20 vs. TAMUK (W 71-29)
RANKINGS:	LAST WIN BY LCU: 2/22/20
TIED-9TH SOUTH CENTRAL REGION (D2SIDA)	LAST WIN BY TAMUK: N/A



GAME  
13

#### AT TEXAS A&M INTERNATIONAL

Sun. Jan. 2 - 1 PM

LONE STAR CONFERENCE GAME >> KINESIOLOGY AND CONVOCATION BUILDING (LAREDO, TEXAS)

LIVE SCORING: <a href="http://statb.us/v/lubb/379477">http://statb.us/v/lubb/379477</a>	RADIO: N/A
WATCH ONLINE: <a href="http://www.lcuchaps.com/live">http://www.lcuchaps.com/live</a>	LISTEN ONLINE: N/A
TAMU RECORD: 9-1, 0-0 (LSC)	ALL-TIME SERIES: LCU LEADS 18-1
TAMU: HOME 6-0, ROAD 2-1, NEUTRAL 1-0	LAST MEETING: 1/23/21 vs. TAMU (W 85-42)
RANKINGS:	LAST WIN BY LCU: 1/23/21
No.6 SOUTH CENTRAL REGION (D2SIDA)	LAST WIN BY TAMU: 2/28/15



GAME  
14

#### BREAKING INTO CONFERENCE PLAY

No.1 Lubbock Christian University comes back from the Christmas Break with their first Lone Star Conference games of the season, as they Lady Chaparrals head to the road to face Texas A&M-Kingsville Friday in Kingsville, Texas and Texas A&M International Sunday Laredo, Texas. LCU headed into the break following a 75-61 non-conference win Dec. 15 over Cameron to send them into the holidays on a seven-game win streak.

#### CHAP NOTES

>> Ashton Duncan leads LCU with 33 three-pointers, averaging 2.42 per game (fourth in the conference and ranks 69th nationally). The 33 three-pointers ranks eighth in the nation and leads the LSC (Nicole Flenbaugh of Cal State LA leads the nation with 44). Duncan, who is 30 points shy of 900 career points, leads the team averaging 12.5 points per game. She is 16 three-pointers away from her 235th three-pointer, which will place her third in program history and

passing Sierra Lovorn (Wilcox), who had 234 three-pointers from 2005-2009.

>> The Lady Chaps have claimed the Lone Star Conference Defensive Player of the Week honor in four of the six weeks the award has been issued. Allie Schulte has received the honor twice, with teammates Grace Foster and Juliana Robertson also receiving the award. Overall for Offensive and Defensive, LCU has claimed five of the 12 honors the LSC has issued this season (four defensive and one offensive).

>> Allie Schulte was a guest on the DII Nation Podcast hosted by NCAA.com writer Wayne Cavadi. The insightful interview can be viewed on YouTube at on a channel/profile labeled "Wayne Cavadi and Bethany Bowman."

>> By a margin of seven points, Schulte ranks second on the squad in scoring with an average of 11.9 points per game. She also leads the team in assists (44) and steals (29). Her 44 assists ranks second in the conference, with a pace of 3.7 per game (seventh in the LSC), and her 29 steals ranks third in the conference. Schulte moved ahead



#### LUBBOCK CHRISTIAN (@LCUCAPS) LADY CHAPARRALS

Record: 11-1, 0-0 Lone Star  
 Last Game: 75-61 W vs. Cameron  
 Coach: Steve Gomez  
 Gomez vs. TAMUK: 1-0  
 Gomez vs. TAMU: 18-1

#### PROJECTED STARTERS

Pos.	Player	Class	Pts/p	Reb/p
G	Ashton Duncan	Gr.	12.5	2.8
G	Allie Schulte	Gr.	11.9	3.9
G	Laynee Burr	Sr.	8.6	3.1
G	Channing Cunyus	Sr.	8.5	4.0
F	Juliana Robertson	Gr.	6.6	6.9

#### LCU LEADERS

AVG. POINTS  
12.5 Ashton Duncan

#### REBOUNDS

6.9 (83) Juliana Robertson

#### ASSISTS

3.7 (44) Allie Schulte

#### STEALS

2.4 (29) Allie Schulte



#### TEXAS A&M-KINGSVILLE (@JAVELINASPORTS) JAVELINAS

Record: 6-4, 0-0 Lone Star  
 Last Game: 52-56 L at St. Mary's  
 Coach: Michael Madrid  
 Career Record: 18-32  
 TAMUK Record: 18-32

#### PROJECTED STARTERS

Pos.	Player	Class	Pts/p	Reb/p
G	Brianna Pena	Jr.	11.2	1.8
G	Jayde Tschritter	Fr.	8.7	2.1
G	Mia Rivers	Fr.	7.3	2.5
FW	Devon Williams	Fr.	4.0	3.7
FW	Georgia Ohiaeri	So.	7.9	4.3

#### TAMUK LEADERS

AVG. POINTS  
11.2 Brianna Pena

#### REBOUNDS

5.5 (55) Anastacia Mickens

#### ASSISTS

3.1 (31) Mia Rivers

#### STEALS

1.6 (16) M. Rivers / K. Jones



#### TEXAS A&M INT'L (@TAMUATHLETICS) DUSTDEVILS

Record: 9-1, 0-0 Lone Star  
 Last Game: 90-59 W vs. A&M-Texarkana  
 Coach: Nate Vogel  
 Career Record: 31-23  
 TAMU Record: 31-23

#### PROJECTED STARTERS

Pos.	Player	Class	Pts/p	Reb/p
G	Evelyn Quiroz	Fr.	8.9	3.7
G	Kayla Presley	Fr.	7.0	2.2
W	Eva Langton	So.	11.1	5.0
W	Clara Fernandez	So.	9.1	6.1
FW	Raiana Brown	So.	20.2	5.4

#### TAMU LEADERS

AVG. POINTS  
20.2 Raiana Brown

#### REBOUNDS

6.1 (61) Clara Fernandez

#### ASSISTS

4.3 (43) Evelyn Quiroz

#### STEALS

2.0 (10) Eva Langton

## LUBBOCK CHRISTIAN UNIVERSITY WOMEN'S BASKETBALL GAME NOTES

of Jessica Dahlstrom (363, 1992-96) in their last game against Cameron and currently sits fifth all-time in program history in assists with 367. She is also 14 steals away from moving past Sherry Brown (271, 1979-83) into second all-time in program history.

•> Laynee Burr, who has two performances of at least 18 points this season, is averaging 8.6 points per game. A member of the DII CCA Tip-Off Classic at the Trailhead All-Tournament Team selection, Burr enters Friday's play 10th in the conference in assists with 34 on the season.

•> LCU opened the season making their first 14 free-throw attempts and are 81.5% (154/189) from the free-throw line, which ranks eighth nationally. From their game against Tampa (Nov. 7) to their game at Colorado Christian (Nov.12), in which they made 13 consecutive free-throws to start the game, LCU made a sequence of 17 consecutive free-throws. They topped that mark in their opening home stand of the season, making 43 consecutive free-throws (They made 28 straight free-throws in their game against Lander as part of the sequence). Schulte is 38-of-40 (95.0%) from the free-throw line on the season, which is fourth nationally.

•> Grace Foster and Juliana Robertson have provided LCU strong defense inside the perimeter. Robertson ranks sixth in the LSC in rebounds (83) and seventh in defensive rebounds per game (5.5). She has 49 rebounds in her past six games (8.2 per game average). Foster, coming off a career-high 20-point performance over Cameron, leads LCU in blocks (7), with Robertson right behind her with six blocks.

•> LCU is fourth nationally in turnovers...or lack thereof, as they average 11.3 per game. The stat has Allie Schulte leading the LSC in assist/turnover ratio at 2.59. As a team, LCU ranks 20th nationally and leading the LSC for team assist/turnover ratio (1.15).

### ROADIES

LCU is 3-0 in road contests this season, with Ashton Duncan leading the squad averaging 14.3 points per game on the road. The Lady Chaps are averaging a win margin of 17.3 in road contests. They are shooting 44.5% on the road, while holding the home team to 36.4% shooting from the field. LCU has a 41-13 advantage in steals on the road, with Allie Schulte averaging 4.0 per game. Juliana Robertson leads LCU averaging 6.5 rebounds per game on the road.

### SWEET HOME (ON) CHICAGO

LCU went 13-0 at home season, culminating with the LSC Championships and becoming the first team since 2007 to win the LSC Championship tournament on a campus venue. They are 4-0 at home this season, which has their active home win streak sitting at 95 games, which is the active and all-time leading mark in NCAA Division II women's basketball. LCU's last home loss came on Jan. 1, 2015 against Oklahoma City University, LCU, who also has a 7-0 mark in NCAA postseason play in Lubbock in the mix (not including a 3-0 mark in LSC postseason play), has also won 74 consecutive home conference games, with their last conference home loss occurring Jan. 10, 2013 (against Oklahoma City). They completed a 49-0 all-time mark in Heartland Conference home games (they are 21-0 in LSC home games).

### NCAA DIVISION II'S LONGEST HOME WIN STREAKS

95 - Lubbock Christian Jan. 1, 2015 -->  
87 - Neb.-Kearney Jan. 31, 1995-Nov. 24, 2001  
85 - West Tex. A&M Jan. 9, 1987-Dec. 6, 1991

### NCAA'S ACTIVE-LEADING HOME WIN STREAKS

95 - LCU (Division II)

### 21-22 LADY CHAPS IN THE RANKINGS

	D2SIDA	WBCA
Preseason	1	1
Poll 1	10	No Poll
Poll 2	6	2
Poll 3	6	2
Poll 4	6	2
Poll 5	4	1
Poll 6	1	1
Poll 7	No Poll	No Poll
Poll 8	-	-
Poll 9	-	-
Poll 10	-	-
Poll 11	-	-
Poll 12	-	-
Poll 13	-	-
Poll 14	-	-
Poll 15	-	-
Final	-	-
Postseason	-	-

42 - North Georgia (Division II)

39 - Hope (Division III)

### EYE-OPENING

The 2021-22 season marks LCU's ninth since leaving the NAIA, and heading into Friday's action, LCU is 225-30 in that span (88.2%). In NCAA postseason play, the Lady Chaps are 20-1 all-time.

### NATIONALLY KNOWN

The Lady Chaps claimed the No.1 spot in the WBCA's National Top-25 Preseason Poll for the first time in program history this year, and also for the first time they were the favorites in both the WBCA and D2SIDA preseason polls. LCU fell to CSU Pueblo in Lakewood, Colo., which ended their 39-game win streak and knocked them out of the No.1 spot. For three consecutive polls, LCU was not in the No.1 spot, but they worked their way back to the top spot in the WBCA poll. In the latest D2SIDA poll, LCU moved back into the No.1 spot, placing them as the current No.1 in each of the national polls recognized by NCAA.com.

With the Lady Chaps serving the current-No.1, and with LCU's men's program currently No.1 in the NABC Top-25 Poll, it marks the first time in LCU history in which LCU's men's and women's basketball programs are each ranked No.1 at the same time.

### SO ARE SOME OTHERS

On Nov. 20, LCU defeated No.20 Daemen, marking their third game of the season against a nationally ranked program. LCU went 6-0 against nationally ranked programs last season and 4-2 in 2019-20 against the nations ranked foes. This season, LCU is 3-0 against ranked opponents, as they have also defeated No.11 Tampa (Nov. 7 in Billings, Mont.) and No.1 Lander (Nov. 19 in Lubbock).

### CONFERENCE OPENERS

This season marks LCU's third season in the Lone Star Conference. Friday's game marks LCU's conference opener and the game is their 28th conference opener (six Heartland Conference and 19 Sooner Athletic Conference openers prior to joining the LSC). The Lady Chaps, 2-0 in LSC openers, went 11-8 all-time in SAC openers and 5-1 in HC openers, with a loss at St. Mary's (Dec. 31, 2016) marking their only loss in a Heartland Conference opener. They are 16-2 all-time in conference openers under head coach Steve Gomez. They have won 15 of their prior 16 consecutive conference openers.

### STARS IN THE CONFERENCE

LCU is 32-3 all-time in Lone Star Conference play and they have won 22 consecutive conference games. The Lady Chaps went 13-0 in LSC play last season and their last conference loss was Jan. 30, 2020 at Texas A&M-Commerce.

### CLOSING THE CALENDAR

The 2021 calendar year has been a good one for the Lady Chaps (pushing COVID-19 matters aside...again). In 2021, LCU has claimed their second LSC Championship title and third NCAA Division II national title, along with heading into Friday's game (final calendar game of 2021) with a record of 32-1 (96.7%). LCU had a 19-3 (86.7%) record for all games played in 2020 19-3 (86.4%), and they went 22-1 (95.7%) in 2020, 29-5 (85.3%) in 2019, 26-5 (83.9%) in 2017, 29-10 (74.4%) in 2016 and 24-4 (85.7%) in 2015. LCU is 5-2 all-time on New Year's Eve. Their last New Year's Eve game came on Dec. 31, 2018, as LCU topped Eastern New Mexico 64-48 at home. LCU is 4-2 all-time in New Year's Eve games played under head coach Steve Gomez and 2-1 all-time in conference games played on New Year's Eve.

### SUNDAY, SUNDAY

Sunday's LCU contest in Laredo will mark LCU's second Sunday contest of the season and their third regular season game on a Sunday since leaving the NAIA in 2012-13. On Sunday, Jan. 3, 2021, LCU defeated UT Tyler on the road won 69-48, and earlier this season (Nov. 7), LCU defeated No.11 Tampa 56-44 in Billings, Mont.

### FIVE THINGS ABOUT TAMUK

1 > The Javelinas are off to a 6-4 start to the season. They opened the season 6-2 prior to dropping their last two games (Dec. 18 at St. Edward's and Dec. 20 at St. Mary's). They return home, where they are 4-0 on the season.

2 > TAMUK went 8-8 last season, finishing the season 4-2 in their final six games. They came into the season carrying the No.10 ranking in the LSC Preseason Poll.

3 > The three-point defense for the Javelinas is holding the opposition to 23.4% from the arc, which ranks 19th nationally and second in the LSC. Overall, the Javelinas are third in the

## LADY CHAPS HISTORY

NCAA NATIONAL CHAMPIONSHIPS  
2016 2019 2021

NCAA TOURNAMENT APPEARANCES  
2016 2018 2019 2020 2021

NCAA DIV. II SOUTH CENTRAL REGION  
TOURNAMENT CHAMPIONS  
2016 2018 2019 2021

LONE STAR CONFERENCE  
CHAMPIONS  
2020 (Won Tournament) 2021 (Regular Season)

LONE STAR CONFERENCE  
DIVISION CHAMPIONS  
2021 (West)

HEARTLAND CONFERENCE  
2013/2014 First Place  
2014/2015 Regular Season Champions  
2015/2016 Regular Season Champions  
2017/2018 Regular Season Champions  
2018/2019 Regular Season Champions

HEARTLAND CONFERENCE  
TOURNAMENT CHAMPIONS  
2016 2018 2019

SAC CONFERENCE CHAMPIONS  
2006/2007  
2011/2012

SAC TOURNAMENT CHAMPIONS  
2013

NAIA NATIONAL QUALIFIERS  
2004 2009  
2005 2010  
2006 2011  
2007 2012  
2008 2013

NAIA SWEET SIXTEEN FINISH  
2007  
2009

NAIA ELITE EIGHT FINISH  
2008  
2011  
2013

NAIA FAB FOUR SEMIFINALISTS  
2012

NAIA NATIONAL FINALIST  
2006

LSC in holding opponents to an average of 58.1 points a game.

4 > Jayde Tschritter has made noise on the perimeter for TAMUK, ranking third in the LSC in three-point field goals (22) and fourth in three-point field goals per game (2.2).

5 > Michael Madrid is in his third season as head coach of the Javelinas. He served as an assistant coach at LCU under Steve Gomez from 2005-2010. The meeting Friday marks the second time in a regular season game in which a former LCU assistant under Gomez has gone head-to-head coaching against Gomez.

### THE SERIES AGAINST TAMUK

The two squads are meeting for the second time ever, with a 71-29 LCU win on Feb. 22, 2020 in Lubbock standing as the only previous meeting. LCU is making their first-ever trip to Kingsville.

### ACTIVE LADY CHAP LEADERS VS. TAMUK

Here is a look at LCU's top three active leaders career vs. TAMUK:

Allie Schulte 1gp - 10.0 pts/g, 2 steals, 2/2 3-pt fg  
Laynee Burr 1gp - 9.0 pts/g, 4/8 fg  
Savannah Sumrall 1gp - 8.0 pts/g, 3/3 fg (2/2 3-pt fg)

### PRIOR MEETING VS. TAMUK

Feb. 22, 2020 - Lubbock, Texas: No.8 Lubbock Christian University used a 21-0 run in the opening quarter to relieve any "Senior Day" pressure, and LCU's defense held Texas A&M - Kingsville to a 17.2% shooting percentage in a 71-29 Lone Star Conference inside Rip Griffin Center.

Runs were aplenty for the Lady Chaps, who was coming off a run-filled victory Thursday against Texas A&M

## LUBBOCK CHRISTIAN UNIVERSITY WOMEN'S BASKETBALL GAME NOTES

International. Saturday, LCU had a 21-0 run in the first quarter, a 10-0 run in the second quarter and 24-0 run, which started in the second quarter and ended in the fourth quarter. The 21-0 run followed a trio of early lead changes and it consisted of a pair of three-pointers from Allie Schulte, six points from Maddi Chitsey and seven points from Emma Middleton, who finished the first quarter with nine points. TAMUK ended the run with a Trezure Mouton layup as time expired in the quarter to cut LCU's lead at 25-9.

LCU was 58.6% from the field (17/29) in the opening half, while holding TAMUK to 18.5% (5/27) from the field in the span. Five different Lady Chaps connected from long range in the half, and they were 6-of-12 as a team from the distance. Chitsey (11 points) and Schulte (10 points) were each in double figures in the half, and a Lady Chaps 20-8 scoring advantage in the second quarter provided LCU a 45-17 halftime lead.

TAMUK went a span of nearly 17 minutes (16:58) without a field goal and missed 25 consecutive attempts. The 25-straight misses were part of a stretch in which they were 1-of-29 (3.4%) and 3-of-40 (7.5%) from the field. LCU's 24-0 run was during the Javelinas offensive silence, and it included a third quarter scoring advantage of 15-0 to take a 60-17 lead into the final quarter.

LCU's largest lead was 67-20 following a Brylee Winfrey old fashioned three-point play with six minutes remaining in regulation. Despite the sluggish shooting, TAMUK finished the game making four of their final nine shot attempts.

The Javelinas finished the game 17.2% (10-of-58) from the field. The mark was the lowest shooting mark by an LCU opponent this season and the lowest since LCU held TAMIU to 12.5% on Feb. 9, 2019 (TAMIU was held to 19 points in that game).

The Lady Chaps shot a mark 32.8% better, shooting 50% (28/56) from the field. LCU shot at least 50% for the sixth time in the last seven games. Looking in-depth, LCU had a 34-14 scoring advantage in paint-scoring, 18-4 in points-off-turnovers (despite committing two more turnovers than TAMUK), and 16-4 in second-chance scoring.

LCU played all 14 players on their roster. No player played more than 17:15 and every player played at least 7:23. Chitsey led all scorers with 15 points (off 7-of-10 shooting). Schulte was LCU's only other player to finish in double-figures (10 points).

### FIVE THINGS ABOUT TAMIU

**1 >** The Dustdevils enter the weekend 9-1 on the season. Their lone loss of the season was Dec. 8 in Saint Leo, Fla. against Saint Leo, and they have answered with three consecutive wins, as they open the weekend Dec. 31 against Eastern New Mexico. The Dustdevils are 6-0 at home this season.

**2 >** TAMIU, who entered the season No.6 in the LSC Preseason Poll, have LCU as their third opponent of the week. They opened the week in Dallas, Texas Wednesday defeating Texas A&M-Texarkana 90-59 behind 27 points from Rai Brown. They will then face ENMU before facing LCU Sunday.

**3 >** Ball distribution has played a key to TAMIU's success, as they lead the LSC with 17.9 assists per game. Their season-high mark is 28, which occurred Nov. 13 vs. Chadron State.

**4 >** Texas A&M International University senior wing Eva Langton is the reigning Lone Star Conference Defensive Player of the Week. She posted eight steals in a pair of road wins (vs. St. Edward's and St. Mary's), with six posted at SEU.

**5 >** TAMIU ranks third nationally in field goal shooting, posting a team mark of 47.9% from the field. They have shot over 50% five times this season.

### THE SERIES AGAINST TAMIU

LCU leads the all-times series 18-1 against TAMIU. The Lady Chaps won the first five and the prior 13 series meetings. LCU swept the regular season series in Lubbock last season, defeating the Dustdevils 71-61 (Jan. 22, 2021) and 85-42 (Jan. 23, 2021). LCU is 6-1 all-time against TAMIU in Laredo, where LCU has not played since an 89-39 win on Jan. 10, 2019. The Lady Chaps went 12-1 against TAMIU while the two were Heartland Conference members.

### ACTIVE LADY CHAP LEADERS VS. TAMIU

Here is a look at LCU's top three active leaders career vs. TAMIU:

Allie Schulte 9gp – 10.6 pts/g, 22 steals (2.4 p/g), 14/27 3-pt fg (51.9%)  
Laynee Burr 6gp – 7.7 pts/g, 13/26 fg (3/7 3-pt fg)  
Ashton Duncan 9gp – 5.8 pts/g, 14/35 3-pt fg (40%)

### PRIOR MEETING VS. TAMIU

**Jan. 23, 2021 – Lubbock, Texas:** No.2 Lubbock Christian University forced Texas A&M International into 23 turnovers and had 40 points-off-turnovers to cruise to an 85-42 Lone Star Conference victory inside Rip Griffin Center.

LCU, forcing TAMIU into 23 turnovers Friday, forced the Dustdevils into 29 turnovers Saturday, marking the most LCU has forced since they forced Northern New Mexico into 32 on Nov. 5, 2010. The Lady Chaps took advantage of the 29 miscues, converting them into a 40-6 scoring advantage in points-off-turnovers. Ironically, the last time LCU scored 40 points in points-

## GAME-BY-GAME RESULTS AND HIGHS

Opponent	Date	Score	Points	Rebounds	Assists	Steals	Blocked shots
vs Montevallo	11/05/21	69-55	19-Allie Schulte	9-Grace Foster	6-Laynee Burr	4-Laynee Burr	2-Grace Foster
at Mont. St. Billings	11/06/21	67-61	22-Ashton Duncan	7-Allie Schulte	3-Allie Schulte Laynee Burr	3-Channing Cunyus	1-Juliana Robertson
vs Tampa	11/07/21	56-44	18-Laynee Burr	7-Juliana Robertson	4-Allie Schulte	3-Allie Schulte	1-Grace Foster Allie Schulte
at Colo. Christian	11/12/21	60-46	19-Laynee Burr	8-Channing Cunyus Juliana Robertson	3-Allie Schulte Laynee Burr	5-Allie Schulte	1-Audrey Robertson Whitney Cox Allie Schulte
vs Colorado St.-Pueblo	11/13/21	56-64	20-Ashton Duncan	6-Allie Schulte	8-Allie Schulte	3-Juliana Robertson	1-Laynee Burr Channing Cunyus Juliana Robertson
LANDER	11/19/21	76-72	12-Allie Schulte Audrey Robertson	8-Grace Foster	5-Laynee Burr	1-Allie Schulte Audrey Robertson Maci Maddox Channing Cunyus	2-Grace Foster
DAEMEN	11/20/21	62-37	17-Allie Schulte	7-Juliana Robertson	2-Savannah Sumrall Channing Cunyus Grace Foster Allie Schulte	1-Ashton Duncan Grace Foster Channing Cunyus Maci Maddox Carli Bostwick Savannah Sumrall Whitney Cox Laynee Burr	1-Juliana Robertson
vs Minn.-Crookston	11/25/21	62-42	12-Allie Schulte	7-Channing Cunyus	4-Allie Schulte Channing Cunyus	2-Audrey Spurgin Allie Schulte	1-Laynee Burr Grace Foster Channing Cunyus Juliana Robertson Audrey Spurgin
at Hawaii Pacific	11/26/21	73-52	22-Allie Schulte	13-Juliana Robertson	6-Allie Schulte	5-Allie Schulte	None
WEST TEX. A&M	12/07/21	60-49	20-Ashton Duncan	15-Juliana Robertson	3-Maci Maddox	2-Juliana Robertson	2-Juliana Robertson
at Western N.M.	12/11/21	67-39	11-Grace Foster	4-Ashton Duncan Reese Schumann Whitney Cox	2-Brylee Winfrey Maci Maddox Laynee Burr Whitney Cox Grace Foster	4-Allie Schulte	1-Ashton Duncan Grace Foster
CAMERON	12/16/21	75-61	20-Grace Foster	8-Juliana Robertson	5-Allie Schulte Laynee Burr	3-Allie Schulte	1-Laynee Burr

off-turnovers was against TAMIU on Mar. 7, 2019 at the Heartland Conference Tournament in Tulsa, Okla.

The start of the game showed signs that LCU would be the team struggling with turnovers, after a pair of turnovers on their first two possessions. They had a third turnover nearly three minutes into the game, but LCU would follow the remaining 17 minutes of the half with two turnovers.

The Lady Chaps first four points of the game were from the free-throw line. The offense started to roll once Emma Middleton was fouled for an and-one, which started a 16-0 run, which was also part of a 22-3 LCU run to set up a 26-11 lead after the first quarter. Ashton Duncan connected on a pair of three-pointers during the 16-0 portion of the run, as LCU was 7-of-10 from the field in the quarter (70%) and 4-of-5 (80%) from three-point range.

LCU was 11-of-15 from the field (73.3%) before they missed consecutive shot attempts (6:15 remaining in the second quarter). The Dustdevils were outscored 24-10 in the second quarter and LCU had runs of 11-0 and 13-1 in the quarter before a 50-21 lead. LCU was 14-of-25 (56%) from the field in the half and 6-of-10 from long range.

TAMIU was held to one two-point field goal the entire first half, as five of their six field goals of the half (6-of-20 shooting, 30%) were three-pointers (they were 1-of-11 from inside the arc in the half). Their scoring resources changed in the second half, as TAMIU had six field goals in the second half and all were inside the perimeter (they were 0-of-4 from three-point range in the half).

Friday, TAMIU shot 78.9% from the field in the second half. LCU made sure lightning did not strike twice. A 7-0 run in the third quarter gave LCU a 62-29 lead with 3:44 left in the quarter. The lead never went below a 31-point margin the rest of the way. LCU, surrendering 27 points to the Dustdevils in the fourth quarter Friday, held TAMIU to five points in Saturday's fourth quarter. TAMIU was held without a field goal over the final 5:38 of the game, while LCU ended the game on a 11-1 run.

Maci Maddox scored seven points in the fourth quarter (all her scoring in the game) and was one of 10 Lady Chaps to figure into the scoring of the second half. No member of the Lady Chaps played more than eight minutes in the second half and no player played less than five minutes (14 players played).

Allie Schulte led a foursome of Lady Chaps in double figures. She had a balanced effort with 14 points (5-of-7 shooting), six assists, four rebounds, four steals and a +26 plus/minus. Ashton Duncan and Emma Middleton each had 12 points. Duncan, making her first three three-point attempts, finished 4-of-8 from the field and 4-of-5 from three-point range. Middleton, 3-of-3 from the field, had seven rebounds, two blocks and two steals with a +30 plus/minus rating. Juliana Robertson was also +30 with 11 points (4-of-5 shooting) with two steals and two assists.

LCU was 53.2% (25/47) from the field, going 8-of-16 (50%) from three-point range. They also went 93.1% (27/29) from the free-throw line. Defensively, along with the myriad of forced turnovers, LCU had 15 steals (second highest total of the season).

TAMIU was led by Clara Fernandez, who had 12 points off a 4-of-6 shooting performance.




## 2021-2022 LCU ROSTER

No.	Name	Pos.	Ht.	Cl.	Yrs.Left	Hometown School	High School
0	Grace Foster	FW	6-1	Fr.	4	Childress, Texas	Childress H.S.
1	Ashton Duncan	G	5-9	Gr.	1	Lubbock, Texas	Trinity Christian H.S.
2	Maci Maddox	G	5-7	So.	4	Lubbock, Texas	Frenship HS
3	Audrey Robertson	G	5-8	So.	4	Kerrville, Texas	Tivy HS
4	Rachel Haase	G	5-8	Fr.	4	Amarillo, Texas	Amarillo H.S.
5	Laynee Burr	G	5-9	Sr.	2	Stratford, Texas	Stratford H.S.
12	Savannah Sumrall	G	5-9	Jr.	3	Wellington, Texas	Wellington H.S.
14	Channing Cunyus	G	5-9	Sr.	2	Canyon, Texas	Canyon H.S.
15	Shaylee Stovall	G	5-6	So.	4	Idalou, Texas	Idalou HS
20	Carli Bostwick	FW/G	5-9	Fr.	4	Lubbock, Texas	Homeschool
21	Allie Schulte	G	5-10	Gr.	1	Nazareth, Texas	Nazareth H.S.
22	Juliana Robertson	FW	5-10	Gr.	1	Kerrville, Texas	Tivy H.S.
23	Brylee Winfrey	G	5-9	Jr.	3	Canyon, Texas	Canyon H.S.
30	Audrey Spurgin	P	6-1	Fr.	4	Fredericksburg, Texas	Fredericksburg H.S.
34	Whitney Cox	FW	6-1	Jr.	3	Flower Mound, Texas	Flower Mound H.S.
40	Reese Schumann	P	6-2	Fr.	4	Houston, Texas	Clear Lake H.S.

Head Coach: Steve Gomez

Assistant Coaches: Vic Self, Kaycie Wilson, Julio Pacheco

**PRONUNCIATIONS**

HAASE: haw-SEE (like "Aussie" but add the "H" sound prior)  
 SUMRALL: sum-rah-l  
 CUNYUS: kunn-yuss  
 STOVALL: stoe-VAHL  
 BOSTWICK: BOSS-twick  
 SCHULTE: shuhl-tee  
 SPURGIN: spur-JEN  
 SCHUMANN: shewman

**GEO PRONUNCIATIONS**

IDALOU: EYE-da-LOO  
 NAZARETH: naZRR-eth  
 TIVY: tie-vee

**CHAPS:** shhapps (not CH-apps)

## NCAA DIVISION II POLLS

**WBCA DIV.II TOP 25 (12/21/21)**

Rank	School	Pts	1st.	Prev.
1	Lubbock Christian (11-1)	560	18	1
2	Drury (12-1)	543	0	2
3	Texas A&M-Commerce (10-0)	533	5	3
4	Lander (8-1)	495	0	4
5	Fort Hays State (9-1)	468	0	5
6	Glenville State (10-0)	452	0	7
7	Western Washington (9-0)	396	0	10
8	Ashland (8-1)	395	0	9
9	Azusa Pacific (8-1)	357	0	11
10	Nebraska Kearney (10-1)	352	0	12
11	Alaska Anchorage (8-1)	343	0	5
12	Tampa (12-2)	305	0	13
13	North Georgia (8-1)	274	0	14
14	Indiana, PA (10-1)	241	0	8
15	Gannon (8-1)	230	0	16
16	Colorado Mines (10-1)	222	0	17
17	Grand Valley State (9-1)	181	0	18
18	Catawba (11-0)	168	0	22
19	Southwestern Oklahoma St.(10-2)	165	0	21
20	Union, TN (9-2)	159	0	19
21	Minnesota State Mankato (11-0)	142	0	24
22	Valdosta State (8-2)	79	0	15
23t.	Barton (8-1)	64	0	25
23t.	Eckerd (8-0)	64	0	NR
25	Lee, TN (10-2)	38	0	NR

**Dropped out:** No. 20 Saint Cloud St. (8-2); No. 23 CSU-Pueblo (8-3).  
**Others receiving votes:** University of the Sciences (8-1) 37; Ferris State (10-1) 34; Shepherd (10-1) 25; Missouri Western State (9-1) 19; Savannah State (9-0) 19; Southern Indiana 15 (8-2); West Florida (9-1) 15; Saginaw Valley State (8-2) 13; Saint Cloud State (8-2) 13; Southern New Hampshire (9-2) 9; Carson-Newman (9-3) 8; CSU-Pueblo (8-3) 5.

**D2SIDA DIV.II TOP 25 (12/21/21)**

Rank	School	Rec	Pts	Prev.
1	Lubbock Christian (4)	11-1	387	4
2	Drury (11)	12-1	386	2
3	Texas A&M-Commerce	10-0	364	3
4	Lander (8-1)	8-1	353	5
5	Nebraska-Kearney	10-1	323	7
6	Western Washington	9-0	310	8
7	Ashland	8-1	282	T9
8	Alaska-Anchorage	8-1	269	1
9	Tampa	12-2	267	T9
10	Glenville State (1)	10-0	254	12
11	Catawba	11-0	242	11
12	Fort Hays State	9-1	239	14
13	Colorado School of Mines	10-1	189	15
14	USciences	8-1	172	16
15	Eckerd	8-0	155	19
16	Minnesota State-Mankato	11-0	133	22
17	Grand Valley State	9-1	119	RV
18	Cal State-East Bay	10-1	117	21
19	Union (Tenn.)	9-2	114	18
20	Gannon	8-1	104	RV
21	Wingate	9-1	98	RV
22	Azusa Pacific	8-1	76	25
23	Colorado Mesa	10-1	63	NR
24	North Georgia	8-1	45	17
25	Southwestern Oklahoma State	10-2	40	RV

**RV:** Southern Indiana 35, Shepherd 21, Colorado State-Pueblo 13, California (Pa.) 9, Indiana (Pa.) 7, West Florida 7, Southern New Hampshire 5, Stanislaus State 2  
**DO:** Indiana (Pa.), Missouri Western, Shepherd, Southern Indiana, Colorado State-Pueblo

**NCAA SOUTH CENTRAL REGIONAL RANKINGS**

Rank School vs. D2 rec. In-Region

**D2SIDA SOUTH CENTRAL REGION POLL**

Rank	School (First-Place Votes)	W-L	Pts.	Prev.
1	Lubbock Christian (4)	11-1	58	T-1
2	Texas A&M-Commerce (2)	10-0	56	T-1
3	Colorado School of Mines	10-1	45	T-3
4	Colorado Mesa	10-1	43	6
5	Colorado State Pueblo	8-3	33	T-3
6	Texas A&M International	8-1	31	5
7	Texas Tyler	7-1	22	9
8	Texas Woman's	6-3	16	7
T-9	Texas A&M-Kingsville	6-3	8	8
T-9	Westminster	5-4	8	T10

## WEBSITE &amp; BROADCAST PARTNERS

**ON THE NET - WWW.LCUCHAPS.COM**

The official website of LCU Athletics is where you can find everything relating to the LCU basketball teams. Schedules, results, rosters, bios, statistics and game notes can be found there.

**ON THE AIR**

Each game will be broadcast on the LSC Digital Network as an option for fans unable to attend. The LSC Digital Network will offer season passes for basketball, giving fans access to all regular-season contests on the network for that sport. In addition, viewers will continue to have the option to purchase a \$10 day pass that provides access to all broadcasts aired that day and access to all archived content for 24 hours.

**2021-22 LSC Digital Network Rates**

24-Hour Day Pass:	\$10.00
Men's and Women's Basketball Season Pass:	\$75.00
Archive Download:	\$10 per broadcast

The LSC Digital Network is in its third year showcasing the academic and athletic events of the league and its 18 member institutions. Fans can watch games and purchase passes online at [www.lonestarconferencenetwork.com](http://www.lonestarconferencenetwork.com) or [www.lcuchaps.com](http://www.lcuchaps.com) live on computer and mobile devices. Viewers can also tune in to games on the LSC Digital Network via OTT apps available on Apple TV, Amazon Fire TV, Android TV and Roku by searching for "LSC Digital Network."

**DIGITAL NETWORK**

## HEAD COACH STEVE GOMEZ

AT LCU: 19th Season (459-126)  
OVERALL: 19th Season (459-126)

### PERSONAL

HOMETOWN: Lubbock, Texas  
SPOUSE: Shawna  
CHILDREN: Hayden, Landon

### EDUCATION

Lubbock Christian / 1988

### COACHING EXPERIENCE

Lubbock Cooper High School (7 seasons)  
LCU (19th season)



In 10 seasons at the helm while an NAIA institution, the Lady Chaps made 10 consecutive trips to the NAIA Division I Women's Basketball National Championship tournament. Coach Gomez's arrival to the LCU women's basketball program certainly changed the foundation of the program. In those 10 seasons at the helm, LCU posted a 234-96 record under Gomez in the NAIA.

LCU jumped into NCAA Division II transition in 2013 (membership in 2015) and the results have not changed since transitioning. LCU went a remarkable 25-1 overall in 2013-2014 and they completed the Heartland Conference with a perfect 20-0 mark for their first perfect conference record in program history. They followed in 2014-2015 claiming Co-Heartland Conference Regular Season title honors after a 15-3 stretch in conference and a 21-7 overall season. That led to an astounding 2015-2016 season. A season that started off with an exhibition game loss at NCAA Div. I No. 1 Connecticut and ended with a perfect 35-0 season in LCU's first season eligible for NCAA postseason. They went 18-0 in Heartland Conference play to capture a regular season title and then a Heartland Conference Tournament title (first season eligible for the tournament). The Lady Chaps went on to capture a South Central Regional Tournament title and eventually a NCAA Div. II National Title. Gomez claimed WBCA NCAA Div. II National Coach of the Year honors and also spent a portion of the offseason as a court coach at the 2016 USA Basketball Women's U17 World Championship Team Trials in Colorado Springs, Colo.

2016-17 served as a rebuilding year for the Lady Chaps, who returned one starter off the championship squad. Despite the rebuilding, LCU still went 19-11 overall and 12-4 in conference, en route to the Heartland Conference Tournament championship game, which they lost to St. Edward's. They bounced back in 2017-18, claiming another Heartland Conference regular season and tournament title, leading to Gomez receiving Heartland Conference Coach of the Year honors. The Lady Chaps hosted the NCAA Division II South Central Region Tournament for a second time and won the tournament to stamp their second berth towards an NCAA Division II Elite Eight Tournament loss. They lost to eventual national champion Central Missouri at the tournament held in Sioux Falls, S.D., ending their season with a 31-2 record.

The Lady Chaps returned to the Elite Eight Tournament for the third year in a four-year span in the 2018-19 season after claiming a Heartland Conference regular season and tournament title, along with a NCAA Division II South Central Region tournament championship after wins at Colorado Mesa and at home over Angelo State. LCU made an outstanding run towards their second NCAA Division II National Title, defeating Southwestern Oklahoma State in double overtime to claim the trophy. Gomez, who picked up his third Heartland Coach of the Year honor, became the seventh head coach in NCAA Division II women's basketball history to claim multiple titles. He also was named Female Team Coach of the Year at the West Texas Sports Persons of the Year Banquet following the season.

LCU's title defense was rudely interrupted by the COVID Pandemic in 2019-20. LCU was 28-3 and claimed the Lone Star Conference Championship during their first season in the conference. LCU was chosen to host the NCAA Division II South Central Regionals for a third time, but the COVID shutdown halted the remainder of the season less than 24 hours prior to the first tournament game.

COVID went from being a wall to a hurdle in 2020-21, and one the Lady Chaps would be able to jump over. Through many cancellations and unknowns, LCU claimed a Lone Star Conference title and went to Canyon, Texas, where they claimed a NCAA Division II South Central title and a berth to another NCAA Elite Eight Tournament in Columbus, Ohio. It was there, LCU would claim their third national title, with wins over Daemen, Central Missouri and Drury to complete a 23-0 perfect season. They were the first NCAA Division II program to complete two undefeated seasons.

In 18 seasons at LCU (the 2020-21 season marks his 19th), Gomez enters the 2020-2021 season with a 448-125 collegiate coaching record. The 2021-22 season marks LCU's ninth since leaving the NAIA and LCU is 214-29 in that span (88.1%).

In their final two seasons in the NAIA (2011-2012, 2012-2013), LCU set program single-season win records in each of the seasons. The Lady Chaps went 31-4 in 2013-2014, setting a program single-season wins mark (31). The Lady Chaps won their first ever Sooner Athletic Conference Tournament title en route to their final trip to the NAIA National Championship tournament. In 2011-2012, LCU went 28-6 and made their second ever appearance in the Semifinals of the NAIA National Championship Tournament. They lost out to eventual national champions Oklahoma City to mark the second consecutive season in which they lost out to the team who would claim the title. LCU claimed their second Sooner Athletic Conference crown in program history, as they joined Oklahoma City as conference co-champions with a 21-1 record. They handed OCU their only loss of the season.

LCU went 25-10 in 2010-2011 and marched into the Elite Eight for a third time in program history. The Lady Chaps, who finished third in the Sooner Athletic Conference, lost in the NAIA National Championship to eventual national champion Azusa Pacific.

LCU went 19-12 in the 2009-2010 season, which included a 13-9 finish in the Sooner Athletic Conference, and had their season come to an end in the National Tournament. The highlight of the season was an exhibition victory inside the United Spirit Arena against Texas Tech University.

In 2009-2010, the Lady Chaps finished with a solid 27-7 record and made a trip to the Sweet Sixteen of the National Tournament following a second-place Sooner Athletic Conference season. Gomez chalked up a milestone during the season, becoming the all-time women's basketball wins leader at LCU.

LCU had a memorable 2007-2008 campaign, as the Lady Chaps made another voyage to the NAIA National Tournament. The Lady Chaps completed a 25-10 season, which included a trip to the Elite Eight in the tournament for their second best finish in program history.

In 2006-2007, Gomez led the Lady Chaps to a myriad of firsts in their near thirty year history. Lubbock Christian never left the top-10 in the NAIA National Poll, and set a school mark for wins in a season with 26, eclipsing the school mark of 23 they set the prior season. In addition, LCU made its fourth consecutive trip to the NAIA National Tournament, finishing in the Sweet Sixteen and most impressively, the Lady Chaps captured a share of the Sooner Athletic Conference regular season championship, becoming the first school from outside of the State of Oklahoma to do so in the thirty-one years since the conference was founded.

In 2005-2006, Gomez's Lady Chaps enjoyed what was arguably at the time the best season in school history, as they finished with an overall record of 23-12, and made an unparalleled run at the NAIA National Tournament. Seeded sixth in their eight team bracket in the tournament, Gomez's girls proceeded to oust four of the top six teams in the nation and become the lowest seed ever to reach either the Fab Four or National Championship; appropriately enough, he was named the SAC's Coach of the Year.

In his first season, Gomez's Lady Chaps went 16-14 and finished fifth in the Sooner Athletic Conference. While this might appear to be an average year, big wins for the Lady Chaps and entry into the NAIA National Poll for the first time proved good enough for an at-large bid to the NAIA National Tournament. LCU women's first trip to the big dance. In his second season, the Lady Chaps were able to maintain that level of success. After getting off to the best conference start since joining the Sooner Athletic Conference at 6-2, LCU finished SAC play at 10-8, good enough for another fifth place finish, and for the second season in a row, Coach Gomez guided the Lady Chaps to the NAIA National Tournament.

An LCU graduate, Gomez was a standout perimeter player for Coach John Copeland in the late 1980s, and to this day, he still holds the school record for career free throw percentage at .855. He graduated in 1988 with a Bachelor's of Science Degree in Mathematics and consistently used his degree to teach in the classroom while pursuing coaching on the sidelines. Gomez's career began at Lubbock Monterey High School where he served as an assistant coach in the men's basketball program from 1988 to 1995. In 1996, Gomez accepted the men's basketball head coaching position at Lubbock Cooper High School, where he remained until returning to Lubbock Christian University to take over the reigns of the Lady Chaps in 2003. During his seven seasons at Cooper, the basketball program broke new ground making the playoffs four times, managing the school's first state ranking, and capturing the Pirates only district championship in Gomez's final season. One of the main reasons Coach Gomez is so successful on the court is the support he receives off of it. Steve has been married to his wife Shawna for 31 years, and the couple has two sons: Hayden and Landon.



### VIC SELF ASSISTANT COACH

Self is a longtime familiar face to basketball among the South Plains. He spent 25 years coaching basketball at Lubbock's Monterey High School and 20 spent as the head coach of the Plainsmen boys' basketball team. Self is no stranger to LCU. The Portales, New Mexico native lettered in basketball and tennis at Lubbock Christian in 1980-1981, after spending two years at Eastern New Mexico University. His first coaching job was as an assistant coach for John Copeland on the Chaps basketball staff. In two decades at Monterey, Self compiled a 416-237 record, four district titles and 13 playoff appearances. Monterey even made a trip to the regional tournament. He rejoins Gomez, but in a reversal of roles. Gomez served as an assistant for Self from 1988-1996. Self resigned from coaching basketball in 2008, but continued to coach boy's golf at Monterey until retiring in 2011. Self has been on staff for all three of LCU's national titles.

ern New Mexico University. His first coaching job was as an assistant coach for John Copeland on the Chaps basketball staff. In two decades at Monterey, Self compiled a 416-237 record, four district titles and 13 playoff appearances. Monterey even made a trip to the regional tournament. He rejoins Gomez, but in a reversal of roles. Gomez served as an assistant for Self from 1988-1996. Self resigned from coaching basketball in 2008, but continued to coach boy's golf at Monterey until retiring in 2011. Self has been on staff for all three of LCU's national titles.



### KAYCIE WILSON - ASSISTANT COACH

Kaycie joined the LCU women's basketball coaching staff in the 2014-15 season as a graduate assistant through the 2015-16 season. She has played an integral role in the coaching staff for all three NCAA national championships. She spent her senior season (2013-14) playing in the interior of LCU's first season in the Heartland Conference, which went 20-0 in conference for a regular season first place finish. She spent three seasons (09/10 - 11/12) at NCAA Div. I Missouri-Kansas City, where she combined to average 4.9 points and 3.9 rebounds in 87 games. The forward also combined for 44 steals, 95 assists and 34 blocks for UMKC (21 blocks as a sophomore). Boyles was a multiple recipient on The Summit League Winter/Spring Academic All-League Team and the Commissioner's List of Academic Excellence as a distinguished scholar. She is a Lubbock native and a product of Coronado High School, where she was rated the No.45 best forward in the nation by Collegiate Girls Basketball Report and the No.55 best player in Texas by Premier Basketball Report. The multi-winning All-State recipient was named the Girls Basketball Player of the Year by the Lubbock Avalanche Journal, as well as the 2009 5A-4A All-South Plains Player of the Year after 17.6 points and 7.9 rebounds a game.



## LONE STAR CONFERENCE

## THIS WEEK'S GAMES

Friday, December 31

Angelo State at St. Edward's  
 Midwestern State at Texas A&M-Commerce (PPD)  
 West Texas A&M at UAFS  
 Texas Woman's at UT Tyler (PPD)  
 UT Permian Basin at St. Mary's  
 Lubbock Christian at Texas A&M-Kingsville  
 Eastern New Mexico at Texas A&M International  
 Cameron at Oklahoma Christian

Sunday, January 2

UT Permian Basin at St. Edward's  
 Lubbock Christian at Texas A&M International  
 Eastern New Mexico at Texas A&M-Kingsville  
 Midwestern State at UT Tyler  
 Angelo State at St. Mary's  
 Texas Woman's at Texas A&M-Commerce (PPD)  
 West Texas A&M at Oklahoma Christian  
 Cameron at UAFS

## LSC PLAYERS OF THE WEEK

Date	Offensive	Defensive	
11/15	Maighan Hedge	CU Allie Schulte	LCU
11/22	AllieSchulte	LCU Grace Foster	LCU
11/29	Emily Swiercz	TAMU Allie Schulte	LCU
12/6	Rai Brown	TAMU Brielle Woods	TWU
12/13	Madeline Stephens	ASU Juliana Robertson	LCU
12/20	Dyani Robinson	TAMUC Eva Langton	TAMU

## PRESEASON POLL

School	1st	Total Points
1. Lubbock Christian	40	741
2. Texas A&M-Commerce	3	674
3. West Texas A&M		647
4. Cameron		590
5. Midwestern State		560
6. Texas A&M International		490
7. St. Mary's		411
8. Oklahoma Christian		397
9. St. Edward's		384
10. Texas A&M-Kingsville		368
11. Texas Woman's		309
12. UT Permian Basin		249
13. Eastern New Mexico		241
14. UAFS		228
15. Angelo State		194
16. UT Tyler	1	132
17. Western New Mexico		117

## 2021-22 LONE STAR CONFERENCE STANDINGS (12/30/21)

School	CONF.	CPct.	Overall	Pct.	Strk	Home	Away	Neutral
Texas A&M-Commerce	0-0	0.000	11-0	1.000	W11	5-0	5-0	1-0
Lubbock Christian	0-0	0.000	11-1	0.917	W7	4-0	4-0	3-1
Texas A&M International	0-0	0.000	9-1	0.900	W3	6-0	2-1	1-0
UT Tyler	0-0	0.000	7-2	0.778	L1	4-1	1-1	2-0
Texas Woman's	0-0	0.000	7-3	0.700	W1	3-2	3-0	1-1
Eastern New Mexico	0-0	0.000	4-2	0.667	W1	0-1	2-1	2-0
St. Edward's	0-0	0.000	7-4	0.636	W1	5-1	2-2	0-1
Texas A&M-Kingsville	0-0	0.000	6-4	0.600	L2	4-0	1-3	1-1
Midwestern State	0-0	0.000	5-4	0.556	L2	3-2	2-2	0-0
West Texas A&M	0-0	0.000	7-7	0.500	L1	5-3	1-2	1-2
Cameron	0-0	0.000	5-5	0.500	L1	4-3	0-2	1-0
Western New Mexico	0-0	0.000	4-4	0.500	W1	4-2	0-2	0-0
UT Permian Basin	0-0	0.000	4-8	0.333	W3	3-1	0-5	1-2
Angelo State	0-0	0.000	3-8	0.273	W3	3-2	0-2	0-4
UAFS	0-0	0.000	2-7	0.222	L3	1-4	1-3	0-0

## OFFENSIVE RANKINGS

Team	G	W-L	PTS	AVG/G
1 Texas A&M-Commerce	11	11-0	916	83.3
2 Texas A&M International	10	9-1	794	79.4
3 Cameron	10	5-5	785	78.5
4 St. Edward's	11	7-4	757	68.8
5 UT Tyler	9	7-2	613	68.1
6 West Texas A&M	14	7-7	948	67.7
7 Lubbock Christian	12	11-1	783	65.3
8 Midwestern State	9	5-4	583	64.8
9 Texas Woman's	10	7-3	643	64.3
10 Oklahoma Christian	8	0-8	510	63.8
11 UT Permian Basin	12	4-8	752	62.7
12 Angelo State	11	3-8	671	61.0
13 UAFS	9	2-7	543	60.3
14 Eastern New Mexico	6	4-2	359	59.8
15 Texas A&M-Kingsville	10	6-4	593	59.3
16 Western New Mexico	8	4-4	453	56.6
17 St. Mary's	11	1-10	621	56.5

## SCORING LEADERS

	GP	Min	FG	3FG	FT	Points	AVG
1 Hedge, Maighan (Cameron)	10	32.7	76	23	42	217	21.7
2 Brown, Raiana (Texas A&M Int'l)	10	26.4	83	0	36	202	20.2
3 Wilson, Hannah (St. Mary's)	11	38.4	81	0	40	202	18.4
4 Davis, Liah (UT Tyler)	9	26.3	63	0	15	141	15.7
5 Bain, Brooklin (Oklahoma Christian)	8	28.2	48	5	22	123	15.4
6 Robinson, Dyani (Tex A&M-Commerce)	11	29.4	60	11	38	169	15.4
7 Moyer, Sadie (Texas Woman's)	10	36.2	48	15	39	150	15.0
8 Frances King (Midwestern State)	9	30.4	43	5	40	131	14.6
9 Bradley, Kate (Oklahoma Christian)	8	29.8	39	19	18	115	14.4
10 Stice, Natalie (Eastern New Mexico)	6	19.2	30	9	16	85	14.2

## REBOUND LEADERS

	GP	OFF	AVG/G	DEF	AVG/G	TOT.	AVG/G
1 Wilson, Hannah (St. Mary's)	11	53	4.8	83	7.5	136	12.4
2 Bain, Brooklin (Oklahoma Christian)	8	28	3.5	57	7.1	85	10.6
3 Johnson, Destiny (Western NM)	8	21	2.6	52	6.5	73	9.1
4 Kernal, DesiRay (Texas A&M-Commerce)	11	30	2.7	58	5.3	88	8.0
5 Lewis, Alivia (West Texas A&M)	14	29	2.1	81	5.8	110	7.9
6 Lollie, Mar'Shalia (UAFS)	9	36	4.0	33	3.7	69	7.7
7 Motschenbacher, Karley (West Tx A&M)	14	57	4.1	50	3.6	107	7.6
8 Davis, Liah (UT Tyler)	9	25	2.8	43	4.8	68	7.6
9 Stephens, Madeline (Angelo State)	11	22	2.0	61	5.5	83	7.5
10 Robertson, Juliana (Lubbock Christian)	12	17	1.4	66	5.5	83	6.9

## STEALS LEADERS

	GP	No.	AVG/G
1 Munoz, Avalon (UT Permian Basin)	12	33	2.8
2 Peterson, Stephanie (Cameron)	10	27	2.7
3 Roberts, Zamorye (West Texas A&M)	11	27	2.5
4 Schulte, Allie (Lubbock Christian)	12	29	2.4
5 Stone, Bella (Eastern New Mexico)	6	14	2.3
6 Woods, Brielle (Texas Woman's)	10	22	2.2
7 Motschenbacher, Karley (West Tx A&M)	14	30	2.1
8 Morgan Lenahan (Midwestern State)	9	19	2.1
9 Hedge, Maighan (Cameron)	10	20	2.0
10 Langton, Eva (Texas A&M International)	10	20	2.0

## 3FGM LEADERS

	GP	3FGM	AVG/G
1 Duncan, Ashton (Lubbock Christian)	12	33	2.8
2 Bradley, Kate (Oklahoma Christian)	8	19	2.4
3 Hedge, Maighan (Cameron)	10	23	2.3
4 Tschritter, Jayde (Texas A&M-Kingsville)	10	22	2.2
5 Hardeman, Sydney (St. Mary's)	10	22	2.2
6 Chavez, Kaela (Western New Mexico)	8	16	2.0
7 Gutierrez, Montse (UT Tyler)	9	18	2.0
8 Sheridan Bostic (Midwestern State)	9	17	1.9
9 Cherry, Mia (Texas A&M-Kingsville)	8	13	1.6
10 Outon, Whitney (Cameron)	10	16	1.6

## DEFENSIVE RANKINGS

Team	G	W-L	PTS	AVG/G
1 Lubbock Christian	12	11-1	622	51.8
2 Texas Woman's	10	7-3	572	57.2
3 Texas A&M-Kingsville	10	6-4	581	58.1
4 St. Edward's	11	7-4	650	59.1
5 Western New Mexico	8	4-4	483	60.4
6 Eastern New Mexico	6	4-2	368	61.3
7 UT Tyler	9	7-2	557	61.9
8 Texas A&M-Commerce	11	11-0	681	61.9
9 West Texas A&M	14	7-7	874	62.4
10 UT Permian Basin	12	4-8	752	62.7
11 Angelo State	11	3-8	704	64.0
12 Texas A&M International	10	9-1	646	64.6
13 St. Mary's	11	1-10	753	68.5
14 Cameron	10	5-5	705	70.5
15 Midwestern State	9	5-4	650	72.2
16 UAFS	9	2-7	654	72.7
17 Oklahoma Christian	8	0-8	630	78.8

## FIELD GOAL LEADERS

	GP	FG	FGA	PCT
1 Wykoff, Alexus (UT Permian Basin)	10	52	78	.667
2 Brown, Raiana (Texas A&M Int'l)	10	83	127	.654
3 Davis, Liah (UT Tyler)	9	63	104	.606
4 Hedge, Maighan (Cameron)	10	76	144	.528
5 Wilson, Hannah (St. Mary's)	11	81	158	.513
6 Bain, Brooklin (Oklahoma Christian)	8	48	117	.410

## ASSIST LEADERS

	GP	No.	AVG/G
1 Hedge, Maighan (Cameron)	10	42	4.2
2 Brown, Payton (Angelo State)	11	46	4.2
3 Frances King (Midwestern State)	9	36	4.0
4 Munoz, Avalon (UT Permian Basin)	12	47	3.9
5 Quiroz, Evelyn (Texas A&M International)	9	35	3.9
6 Langton, Eva (Texas A&M International)	10	38	3.8
7 Schulte, Allie (Lubbock Christian)	12	44	3.7
8 Robinson, Dyani (Texas A&M-Commerce)	11	39	3.5
9 Bradley, Kate (Oklahoma Christian)	8	28	3.5
10 Peterson, Stephanie (Cameron)	10	33	3.3

## BLOCKS LEADERS

	GP	No.	AVG/G
1 Hannah Reynolds (Midwestern State)	8	24	3.0
2 Dufek, Sammie (St. Edward's)	11	33	3.0
3 Lewis, Alivia (West Texas A&M)	14	28	2.0
4 Davis, Liah (UT Tyler)	9	16	1.8
5 Johnson, Destiny (Western NM)	8	14	1.8
6 Wilson, Hannah (St. Mary's)	11	14	1.3
7 Blackburn, Kendall (Oklahoma Christian)	8	10	1.3
8 Decker, Kamirah (Eastern New Mexico)	6	7	1.2
9 Burgess, Jayla (West Texas A&M)	14	15	1.1

## 3FG% LEADERS

	GP	3FG	3FGA	PCT
1 Hedge, Maighan (Cameron)	10	23	52	.442
2 Gutierrez, Montse (UT Tyler)	9	18	41	.439
3 Chavez, Kaela (Western NM)	8	16	39	.410
4 Duncan, Ashton (Lubbock Christian)	12	33	82	.402
5 Tschritter, Jayde (Tx A&M-Kingsville)	10	22	58	.379

## FT% LEADERS

	GP	FT	FTA	PCT
1 Schulte, Allie (Lubbock Christian)	12	38	40	.950
2 Moyer, Sadie (Texas Woman's)	10	39	44	.886
3 Morgan Lenahan (Midwestern State)	9	35	40	.875
4 Quiroz, Evelyn (Texas A&M Int'l)	9	37	43	.860
5 Hedge, Maighan (Cameron)	10	42	49	.857
6 Wykoff, Alexus (UT Permian Basin)	10	32	38	.842
7 Gerber, Blakely (Angelo State)	11	35	42	.833
8 Ingram, Ashley (Texas Woman's)	10	32	39	.821



**Amazing Grace... Lady Chaps Head Into Christmas Break With Win Over Cameron***Grace Foster Posts Career-High 20 Points and LCU Overcomes Early Nine-Point Deficit To Close Out Non-Conference Slate*



**LUBBOCK CHRISTIAN -VS- CAMERON**

**75**      *Dec. 15 - LUBBOCK, TEXAS*      **61**

*RIP GRIFFIN CENTER*

No.1 Lubbock Christian University outscored Cameron 23-8 in the second quarter and received a career-high 20 points from Grace Foster to complete their final non-conference regular season game with a 75-61 win over the Aggies Wednesday night inside Rip Griffin Center. The win extended LCU's NCAA Division II record home win streak to 95 games.

Juliana Robertson tallied the game's opening points with a bucket 30 seconds into the game, but Cameron responded with an 11-0 run. Cameron launched six consecutive three-point attempts, connecting on three of them for an 11-2 lead. LCU was launching from outside as well. They put up four attempts in a three-minute span, with Audrey Robertson hit a three-pointer on LCU's fourth attempt to end Cameron's run. Trailing 13-5 with 4:19 left in the first quarter, LCU's Grace Foster scored consecutive field goals for the first four points of an 11-4 run to close the quarter. Foster finished with six points in the first quarter.

Ashton Duncan had a key three-pointer in the run, which came with 49 seconds left in the quarter and led to a 9-0 run after Foster opened the second quarter with a field goal and Laynee Burr followed with a jumper for a 20-17 lead 1:15 into the second quarter. Cameron's Logan Collyer connected on a three-pointer to end LCU's 9-0 run, but the Lady Chaps responded with an 8-0 and 11-0 run, which combined for a 19-2 run to provide LCU a 39-22 lead.

They led 39-25 at the half, with 13 points in the half from Foster. LCU was 48.4% (15/31) from the field in the first half, going 11-of-19 (57.9%) inside the arc.

LCU had a stretch in which they were 1-of-8 from the field and it involved an 0-of-4 start to the third quarter. The Lady Chaps went the opening three minutes of the quarter without a field goal, while Cameron used a 9-2 run (three points carried over from the second quarter) and cut LCU's lead to 41-31 with 8:04 left in the quarter. LCU held Cameron without a field goal for the final three minutes of the quarter and Duncan nailed a three-pointer to help LCU close the third quarter on an 8-2 run for a 58-40 lead heading into the fourth quarter. Channing Cunyus led LCU in the quarter with six points.

Juliana Robertson had the first five LCU points of the fourth quarter, which built the Lady Chaps lead to its largest at 61-40 (1:29 into the quarter). The lead was tested, as Cameron went on a 19-6 run, with nine of the points from Whitney Outon to cut LCU's lead to 69-61 with 2:51 remaining. LCU's defense kept the Aggies off the scoreboard the rest of the way, as LCU ended the game on a 6-0 run.

Foster was 8-of-13 from the field in her 20-point performance. The Lady Chaps finished the game 47.4% (27/57) from the field. Juliana Robertson (14 points and eight rebounds) and Cunyus (13 points) combined for 27 points for the Lady Chaps, who had a 34-26 scoring advantage in points-off-turnovers.

Cameron, who entered the game third in the nation with an average of 10.9 three-pointers per game, was held to seven three-pointers Wednesday (7-of-21, 33.3%). Outon led CU with 15 points. Maighan Hedge, who entered the game leading the LSC in scoring, had 11 points and Katie King finished with 13 points.

LCU is now 6-9 against Cameron all-time and they have won four consecutive meetings. The Lady Chaps improved to 11-1 overall on the season and placed Cameron with a 5-5 season record.

**TURNING POINT**

Ashton Duncan's three-pointer with 49 seconds remaining in the first quarter sparked a 5-0 run to close the first quarter. The trey also started a near-10-minute stretch in which LCU outscored Cameron 28-5, turning a 17-11 deficit into a 39-22 lead.

**Cameron 61 • 5-5,0-0 Lone Sta**

#	Player	Total		3-Ptr		Rebounds		PF	TP	A	TO	Bk	Stl	Min
		FG-FGA	FG-FGA	FT-FTA	FT-FTA	Off	Def							
33	Whitney Outon	5-10	3-4	2-2	2	6	8	3	15	3	3	1	1	24
01	Logan Collyer	2-5	2-4	0-0	0	0	0	0	6	0	1	0	0	19
03	Stephanie Peterson	3-12	1-5	1-1	1	7	8	3	8	2	4	0	2	34
04	Maighan Hedge	5-9	0-0	1-1	0	4	4	2	11	2	3	0	2	39
10	Katie King	6-11	1-2	0-0	1	2	3	1	13	2	2	1	1	38
02	Kassie Boorer	0-0	0-0	0-0	0	0	0	0	0	0	0	0	0	3
14	Courtnee Cash	0-0	0-0	0-0	0	2	2	0	0	0	0	0	0	2
22	Jenni Beebe	1-2	0-0	0-0	1	0	1	1	2	0	2	0	0	9
23	Korie Allensworth	2-8	0-5	2-2	0	1	1	2	6	0	2	0	0	16
24	LaKya Leslie	0-2	0-0	0-0	1	1	2	0	0	0	0	0	0	9
25	Alannah Gillespie	0-2	0-1	0-0	0	0	0	2	0	1	0	0	0	4
32	Karley Miller	0-0	0-0	0-0	0	0	0	0	0	0	0	0	0	3
Team														
Totals		24-61	7-21	6-6	7	24	31	16	61	10	17	2	6	200

1st - FG %:	7-18	38.9%	2nd - 3-13	23.1%	3rd - 6-13	46.2%	4th - 8-17	47.1%	Game:	24-61	39.3%	Deadball	
3FG %:	3-8	37.5%	2-5	40.0%	1-4	25.0%	1-4	25.0%		7-21	33.3%	Rebounds	
FT %:	2-2	100.0%	0-0	0.0%	2-2	100.0%	4-4	100.0%		6-6	100.0%	0	

**Lubbock Christian 75 • 11-1,0-0 Lone Sta**

#	Player	Total		3-Ptr		Rebounds		PF	TP	A	TO	Bk	Stl	Min
		FG-FGA	FG-FGA	FT-FTA	FT-FTA	Off	Def							
22	Juliana Robertson	5-13	1-5	3-4	0	8	8	2	14	1	2	0	2	25
01	Ashton Duncan	2-7	2-3	3-4	1	3	4	1	9	0	2	0	1	32
05	Laynee Burr	2-4	0-1	0-0	1	4	5	2	4	5	4	1	1	27
14	Channing Cunyus	3-5	2-3	5-8	1	5	6	0	13	2	1	0	2	31
21	Allie Schulte	2-4	0-1	0-0	1	4	5	0	4	5	1	0	3	31
00	Grace Foster	8-13	1-5	3-3	1	3	4	0	20	2	2	0	0	19
02	Maci Maddox	1-3	0-1	0-0	0	0	0	0	2	0	0	0	0	9
03	Audrey Robertson	3-5	1-1	0-0	1	0	1	2	7	4	0	0	0	22
15	Shaylee Stovall	0-0	0-0	0-0	0	0	0	0	0	0	0	0	0	1
34	Whitney Cox	1-3	0-0	0-0	0	0	0	1	2	0	0	0	0	3
Team														
Totals		27-57	7-20	14-19	8	30	38	8	75	19	12	1	9	200

1st - FG %:	6-12	50.0%	2nd - 9-19	47.4%	3rd - 6-13	46.2%	4th - 6-13	46.2%	Game:	27-57	47.4%	Deadball	
3FG %:	2-5	40.0%	2-7	28.6%	1-4	25.0%	2-4	50.0%		7-20	35.0%	Rebounds	
FT %:	2-2	100.0%	3-3	100.0%	6-8	75.0%	3-6	50.0%		14-19	73.7%	3	

Officials: Kelsey Curry, Tommy Prossie, Chet Martin

Technical fouls: Cameron-None, Lubbock Christian-None.

Attendance: 789

2021-22 Women's Basketball, Round: 0, Cameron vs Lubbock Christian, Played at

Score by periods	1st	2nd	3rd	4th	Total
Cameron	17	8	15	21	61
Lubbock Christian	16	23	19	17	75



## 2021-22 STATISTICS

RECORD:	OVERALL	HOME	AWAY	NEUTRAL
ALL GAMES	11-1	4-0	4-0	3-1
CONFERENCE	0-0	0-0	0-0	0-0
NON-CONFERENCE	11-1	4-0	4-0	3-1

##	Player	gp-gs	min	avg	Total		3-Point		F-Throw		Rebounds				pf	dq	a	to	blk	stl	pts	avg
					fg-fga	fg%	3fg-fga	3fg%	ft-fa	ft%	off	def	tot	avg								
00	Grace Foster	12-0	179	14.9	35-65	.538	8-23	.348	12-14	.857	9	32	41	3.4	14	0	8	16	7	3	90	7.5
01	Ashton Duncan	12-12	355	29.6	52-117	.444	33-82	.402	13-16	.813	5	29	34	2.8	14	0	10	10	1	8	150	12.5
02	Maci Maddox	11-0	115	10.5	5-21	.238	0-2	.000	6-6	1.000	0	4	4	0.4	4	0	6	3	0	6	16	1.5
03	Audrey Robertson	12-0	197	16.4	19-53	.358	4-16	.250	10-13	.769	7	7	14	1.2	11	0	5	6	2	7	52	4.3
05	Laynee Burr	12-12	342	28.5	38-84	.452	9-28	.321	18-21	.857	8	29	37	3.1	30	0	34	15	3	15	103	8.6
12	Savannah Sumrall	6-0	29	4.8	1-4	.250	0-0	.000	0-0	.000	1	2	3	0.5	2	0	2	4	0	2	2	0.3
14	Channing Cunyus	12-12	316	26.3	34-73	.466	14-35	.400	20-25	.800	9	39	48	4.0	17	0	22	12	3	17	102	8.5
15	Shaylee Stovall	9-0	52	5.8	2-6	.333	2-5	.400	4-6	.667	0	6	6	0.7	4	0	3	1	0	0	10	1.1
20	Carli Bostwick	6-0	23	3.8	1-5	.200	0-2	.000	0-2	.000	0	1	1	0.2	2	0	0	2	0	2	2	0.3
21	Allie Schulte	12-12	340	28.3	46-96	.479	13-37	.351	38-40	.950	6	41	47	3.9	17	0	44	17	3	29	143	11.9
22	Juliana Robertson	12-12	308	25.7	30-77	.390	3-16	.188	16-21	.762	17	66	83	6.9	35	2	15	28	6	8	79	6.6
23	Brylee Winfrey	6-0	31	5.2	1-11	.091	1-7	.143	4-5	.800	0	4	4	0.7	6	0	4	4	1	1	7	1.2
30	Audrey Spurgin	7-0	27	3.9	0-6	.000	0-0	.000	3-4	.750	0	4	4	0.6	8	0	0	4	1	2	3	0.4
34	Whitney Cox	11-0	65	5.9	5-13	.385	0-0	.000	7-12	.583	1	8	9	0.8	13	0	4	5	3	1	17	1.5
40	Reese Schumann	5-0	21	4.2	2-4	.500	0-0	.000	3-4	.750	4	6	10	2.0	3	0	0	0	0	0	7	1.4
Team											9	24	33				9					
Total.....		12	2400		271-635	.427	87-253	.344	154-189	.815	76	302	378	31.5	180	2	157	136	30	101	783	65.2
Opponents.....		12	2402		229-635	.361	55-216	.255	109-164	.665	113	285	398	33.2	187	3	118	192	20	56	622	51.8

## TEAM STATISTICS

	LCU	OPP
SCORING	783	622
Points per game	65.2	51.8
Scoring margin	+13.4	-
FIELD GOALS-ATT	271-635	229-635
Field goal pct	.427	.361
3 POINT FG-ATT	87-253	55-216
3-point FG pct	.344	.255
3-pt FG made per game	7.3	4.6
FREE THROWS-ATT	154-189	109-164
Free throw pct	.815	.665
F-Throws made per game	12.8	9.1
REBOUNDS	378	398
Rebounds per game	31.5	33.2
Rebounding margin	-1.7	-
ASSISTS	157	118
Assists per game	13.1	9.8
TURNOVERS	136	192
Turnovers per game	11.3	16.0
Turnover margin	+4.7	-
Assist/turnover ratio	1.2	0.6
STEALS	101	56
Steals per game	8.4	4.7
BLOCKS	30	20
Blocks per game	2.5	1.7
ATTENDANCE	2909	1495
Home games-Avg/Game	4-727	4-228
Neutral site-Avg/Game	-	4-146

Score by Periods	1st	2nd	3rd	4th	Totals
Lubbock Christian	187	212	207	177	783
Opponents	152	133	165	172	622

Date	Opponent		Score	Att.
! 11/05/21	vs Montevallo	w	69-55	155
! 11/06/21	at Mont. St. Billings	w	67-61	397
! 11/07/21	vs Tampa	w	56-44	130
^ 11/12/21	at Colo. Christian	w	60-46	237
^ 11/13/21	vs Colorado St.-Pueblo	L	56-64	150
11/19/21	LANDER	w	76-72	612
11/20/21	DAEMEN	w	62-37	617
~ 11/25/21	vs Minn.-Crookston	w	62-42	148
~ 11/26/21	at Hawaii Pacific	w	73-52	152
12/07/21	WEST TEX. A&M	w	60-49	891
12/11/21	at Western N.M.	w	67-39	126
12/16/21	CAMERON	w	75-61	789

\* = Conference game

! = DII CCA Tip Off Classic at the Trailhead (Billings, Mont.)

^ = RMAC/LSC Tip-Off Challenge (Lakewood, Colo.)

~ = Oahu Thanksgiving Classic (Honolulu, HI)



# LUBBOCK CHRISTIAN UNIVERSITY WOMEN'S BASKETBALL GAME NOTES

## LCU RECORD WHEN...

At home .....	4-0
On the road .....	4-0
Neutral site.....	3-1
Lone Star Conference .....	0-0

Monday .....	0-0
Tuesday.....	1-0
Wednesday .....	1-0
Thursday .....	1-0
Friday.....	4-0
Saturday.....	3-1
Sunday .....	1-0

Against ranked opponents.....	3-0
Top 5 opponents .....	1-0
Top 10 opponents .....	0-0

### Scoring

70-plus points .....	3-0
60-69 points .....	7-0
50-59 points .....	1-1
49 or less points.....	0-0

### Allowing

70-plus points .....	0-1
60-69 points .....	3-0
50-59 points .....	3-0
49 or less points.....	5-0

### Shooting

50% or better .....	1-0
40-49% .....	7-0
30-39% .....	3-1
29% or less .....	0-0

### Opponents Shooting

50% or better .....	0-0
40-49% .....	2-0
30-39% .....	8-1
29.9% or less .....	1-0

### Percentages From The Field

Out-shooting the opponent .....	10-0
Opponents out-shoot LCU .....	1-1
Tied .....	0-0

### Rebounding

Out-rebound an opponent.....	5-0
Opponent out-rebounds LCU .....	6-1
Tied .....	0-0

### Turnovers

Commit 15 or less turnovers .....	10-1
Commit more than 15 turnovers.....	1-0
Force 15 or less turnovers.....	4-1
Force more than 15 .....	7-0

### Misc.

When Leading after the 1st Quarter.....	8-0
When Tied after the 1st Quarter.....	0-1
When Trailing after the 1st Quarter.....	3-0

When Leading at halftime .....	10-0
When Tied at halftime .....	0-0
When Trailing at halftime .....	1-1

When Leading after the 3rd Quarter .....	10-1
When Tied after the 3rd Quarter .....	0-0
When Trailing after the 3rd Quarter .....	1-0
Overtime .....	0-0

## Lubbock Christian Team Game-by-Game Comparison (as of Dec 30, 2021)

### All games

Opponent	1st	2nd	Score	Mar	Total FG	FG Pct	3-Pointers	3FG Pct	Free Throws	FT Pct	Rebounds	Assist	T/Over	Block	Steal	Fouls
Montevallo	36/26	33/29	69-55	+14	25-59/18-56	.424/.321	13-29/5-22	.448/.227	6-6/14-24	1000/583	35/41 (6)	19/8	13/16	5/2	11/6	18/13
Mont. St. Billings	36/31	31/30	67-61	+6	22-46/23-51	.478/.451	7-19/7-19	.368/.368	16-21/8-8	.762/1000	25/29 (4)	10/18	13/18	1/0	9/4	12/20
Tampa	24/21	32/23	56-44	+12	20-44/17-43	.455/.395	8-23/5-11	.348/.455	8-11/5-6	.727/833	26/24 +2	13/12	14/17	2/1	6/3	14/15
Colo. Christian	27/22	33/24	60-46	+14	18-56/18-52	.321/.346	6-23/4-16	.261/.250	18-21/6-13	.857/.462	35/29 +6	9/7	9/15	3/2	9/2	15/17
Colorado St.-Pueblo	28/31	28/33	56-64	(8)	18-51/23-62	.353/.371	6-21/8-25	.286/.320	14-16/10-13	.875/.769	23/41 (18)	8/10	14/13	3/3	9/10	13/14
LANDER	33/37	43/35	76-72	+4	21-45/26-64	.467/.406	4-16/6-20	.250/.300	30-31/14-21	.968/.667	28/40 (12)	10/13	16/17	5/2	4/10	17/24
DAEMEN	27/14	35/23	62-37	+25	19-54/14-49	.352/.286	5-18/1-13	.278/.077	19-22/8-16	.864/.500	36/38 (2)	12/10	8/17	1/2	8/1	21/19
Minn.-Crookston	33/16	29/26	62-42	+20	25-63/14-43	.397/.326	4-25/0-12	.160/.000	8-12/14-22	.667/.636	43/29 +14	17/5	8/15	5/4	7/0	25/12
Hawaii Pacific	41/22	32/30	73-52	+21	27-49/18-57	.551/.316	11-22/6-28	.500/.214	8-12/10-14	.667/.714	34/32 +2	18/9	12/10	0/1	8/3	13/14
WEST TEX. A&M	33/25	27/24	60-49	+11	23-53/18-51	.434/.353	8-19/3-15	.421/.200	6-8/10-15	.750/.667	32/35 (3)	10/8	9/14	2/1	6/7	12/11
Western N.M.	42/15	25/24	67-39	+28	26-58/16-46	.448/.348	8-18/3-14	.444/.214	7-10/4-6	.700/.667	23/29 (6)	12/8	8/23	2/0	15/4	12/12
CAMERON	39/25	36/36	75-61	+14	27-57/24-61	.474/.393	7-20/7-21	.350/.333	14-19/6-6	.737/1000	38/31 +7	19/10	12/17	1/2	9/6	8/16

Note: Game totals are displayed in the format TEAM/OPPONENT for each category

**LUBBOCK CHRISTIAN UNIVERSITY WOMEN'S BASKETBALL GAME NOTES**

Lubbock Christian Points-Rebounds-Assists (as of Dec 30, 2021)

**All games**

Opponent	Date	Score		00	01	02	03	05	12	14
				FOSTER, GRA	DUNCAN, ASH	MADDOX, MAC	ROBERTSON,	BURR, LAYNE	SUMRALL, SA	CUNYUS, CHA
vs Montevallo	11/05/21	69-55	w	7-9-1	12-4-1	0-0-0	2-0-0	10-3-6	0-0-0	8-2-2
at Mont. St. Billings	11/06/21	67-61	w	0-1-0	22-5-2	DNP	5-0-0	5-2-3	DNP	12-1-2
vs Tampa	11/07/21	56-44	w	10-2-0	10-2-2	0-0-1	1-1-1	18-3-2	DNP	2-5-2
at Colo. Christian	11/12/21	60-46	w	8-2-0	10-2-1	0-1-0	3-3-0	19-3-3	0-2-0	10-8-2
vs Colorado St.-Pueblo	11/13/21	56-64	L	4-5-0	20-4-0	0-0-0	5-0-0	2-2-0	DNP	11-1-0
LANDER	11/19/21	76-72	w	7-8-0	7-1-1	4-0-0	12-1-0	10-4-5	DNP	11-4-2
DAEMEN	11/20/21	62-37	w	8-5-2	10-3-1	2-0-0	0-2-0	7-2-1	0-0-2	5-5-2
vs Minn.-Crookston	11/25/21	62-42	w	8-3-1	5-3-0	2-0-0	6-4-0	6-4-1	0-0-0	10-7-4
at Hawaii Pacific	11/26/21	73-52	w	2-1-0	18-1-2	0-0-0	2-0-0	8-4-4	2-0-0	9-4-1
WEST TEX. A&M	12/07/21	60-49	w	5-0-0	20-1-0	4-1-3	0-0-0	6-3-2	DNP	5-4-2
at Western N.M.	12/11/21	67-39	w	11-1-2	7-4-0	2-2-2	9-2-0	8-2-2	0-1-0	6-1-1
CAMERON	12/16/21	75-61	w	20-4-2	9-4-0	2-0-0	7-1-4	4-5-5	DNP	13-6-2

Opponent	Date	Score		15	20	21	22	23	30	34
				STOVALL, SH	BOSTWICK, C	SCHULTE, AL	ROBERTSON,	WINFREY, BR	SPURGIN, AU	COX, WHITNE
vs Montevallo	11/05/21	69-55	w	0-0-0	0-1-0	19-5-5	9-6-3	0-0-0	2-0-0	0-1-1
at Mont. St. Billings	11/06/21	67-61	w	DNP	DNP	16-7-3	7-5-0	DNP	DNP	0-0-0
vs Tampa	11/07/21	56-44	w	0-0-0	DNP	10-4-4	5-7-1	DNP	0-0-0	0-0-0
at Colo. Christian	11/12/21	60-46	w	3-2-0	0-0-0	4-3-3	0-8-0	0-0-0	0-0-0	3-1-0
vs Colorado St.-Pueblo	11/13/21	56-64	L	0-0-0	DNP	12-6-8	2-5-0	DNP	DNP	DNP
LANDER	11/19/21	76-72	w	DNP	DNP	12-3-2	11-3-0	DNP	DNP	2-0-0
DAEMEN	11/20/21	62-37	w	0-1-1	2-0-0	17-2-2	2-7-1	5-0-0	0-1-0	4-2-0
vs Minn.-Crookston	11/25/21	62-42	w	0-2-2	0-0-0	12-4-4	8-6-3	2-1-1	0-3-0	0-0-1
at Hawaii Pacific	11/26/21	73-52	w	1-1-0	0-0-0	22-4-6	5-13-4	0-2-1	0-0-0	2-0-0
WEST TEX. A&M	12/07/21	60-49	w	DNP	DNP	9-3-2	11-15-1	DNP	DNP	0-1-0
at Western N.M.	12/11/21	67-39	w	6-0-0	0-0-0	6-1-0	5-0-1	0-1-2	1-0-0	4-4-2
CAMERON	12/16/21	75-61	w	0-0-0	DNP	4-5-5	14-8-1	DNP	DNP	2-0-0

Opponent	Date	Score		40
				SCHUMANN, R
vs Montevallo	11/05/21	69-55	w	DNP
at Mont. St. Billings	11/06/21	67-61	w	DNP
vs Tampa	11/07/21	56-44	w	DNP
at Colo. Christian	11/12/21	60-46	w	0-0-0
vs Colorado St.-Pueblo	11/13/21	56-64	L	DNP
LANDER	11/19/21	76-72	w	DNP
DAEMEN	11/20/21	62-37	w	0-0-0
vs Minn.-Crookston	11/25/21	62-42	w	3-5-0
at Hawaii Pacific	11/26/21	73-52	w	2-1-0
WEST TEX. A&M	12/07/21	60-49	w	DNP
at Western N.M.	12/11/21	67-39	w	2-4-0
CAMERON	12/16/21	75-61	w	DNP

## LCU - INDIVIDUAL GAME HIGHS

Points	22	Allie Schulte at Hawaii Pacific (11/26/21)
	22	Ashton Duncan at Mont. St. Billings (11/06/21)
	20	Grace Foster vs Cameron (12/16/21)
	20	Ashton Duncan vs West Tex. A&M (12/07/21)
	20	Ashton Duncan vs Colorado St.-Pueblo (11/13/21)
Field Goals Made	9	Allie Schulte at Hawaii Pacific (11/26/21)
	8	Grace Foster vs Cameron (12/16/21)
	8	Ashton Duncan vs West Tex. A&M (12/07/21)
	8	Ashton Duncan vs Colorado St.-Pueblo (11/13/21)
	8	Allie Schulte vs Montevallo (11/05/21)
Field Goal Att.	15	Ashton Duncan vs West Tex. A&M (12/07/21)
	14	Allie Schulte at Hawaii Pacific (11/26/21)
	14	Ashton Duncan vs Daemen (11/20/21)
	14	Ashton Duncan vs Colorado St.-Pueblo (11/13/21)
FG Pct (min 5 made)	.727 (8-11)	Allie Schulte vs Montevallo (11/05/21)
	.714 (5-7)	Juliana Robertson vs Lander (11/19/21)
3-Point FG Made	6	Ashton Duncan at Hawaii Pacific (11/26/21)
	4	Ashton Duncan vs West Tex. A&M (12/07/21)
	4	Allie Schulte at Hawaii Pacific (11/26/21)
	4	Ashton Duncan vs Colorado St.-Pueblo (11/13/21)
	4	Ashton Duncan vs Montevallo (11/05/21)
3-Point FG Att.	12	Ashton Duncan vs Montevallo (11/05/21)
	11	Ashton Duncan at Hawaii Pacific (11/26/21)
3-Pt FG Pct (min 2 made)	1.000 (2-2)	Channing Cunyus at Western N.M. (12/11/21)
	1.000 (2-2)	Grace Foster at Western N.M. (12/11/21)
	1.000 (2-2)	Channing Cunyus vs Montevallo (11/05/21)
Free Throws Made	10	Allie Schulte vs Lander (11/19/21)
	8	Allie Schulte vs Colorado St.-Pueblo (11/13/21)
Free Throw Att.	10	Allie Schulte vs Lander (11/19/21)
	8	Channing Cunyus vs Cameron (12/16/21)
	8	Allie Schulte vs Colorado St.-Pueblo (11/13/21)
FT Pct (min 3 made)	1.000 (10-10)	Allie Schulte vs Lander (11/19/21)
	1.000 (8-8)	Allie Schulte vs Colorado St.-Pueblo (11/13/21)
	1.000 (2-2)	Grace Foster at Western N.M. (12/11/21)
	1.000 (6-6)	Allie Schulte vs Daemen (11/20/21)
	1.000 (6-6)	Channing Cunyus at Colo. Christian (11/12/21)
	1.000 (6-6)	Allie Schulte at Mont. St. Billings (11/06/21)
	1.000 (4-4)	Whitney Cox at Western N.M. (12/11/21)
	1.000 (4-4)	Channing Cunyus vs Lander (11/19/21)
	1.000 (4-4)	Laynee Burr vs Lander (11/19/21)
	1.000 (4-4)	Laynee Burr vs Tampa (11/07/21)
	1.000 (4-4)	Juliana Robertson vs Montevallo (11/05/21)
	1.000 (3-3)	Grace Foster vs Cameron (12/16/21)
	1.000 (3-3)	Laynee Burr at Colo. Christian (11/12/21)
Rebounds	15	Juliana Robertson vs West Tex. A&M (12/07/21)
	13	Juliana Robertson at Hawaii Pacific (11/26/21)
Assists	8	Allie Schulte vs Colorado St.-Pueblo (11/13/21)
	6	Allie Schulte at Hawaii Pacific (11/26/21)
	6	Laynee Burr vs Montevallo (11/05/21)
Steals	5	Allie Schulte at Hawaii Pacific (11/26/21)
	5	Allie Schulte at Colo. Christian (11/12/21)
Blocked Shots	2	Juliana Robertson vs West Tex. A&M (12/07/21)
	2	Grace Foster vs Lander (11/19/21)
	2	Grace Foster vs Montevallo (11/05/21)

## OPPONENT - INDIVIDUAL GAME HIGHS

Points	27	Zamiya Passmore vs Lander (11/19/21)
	18	Alisha Davis vs Colorado St.-Pueblo (11/13/21)
	16	Avery Cargill at Hawaii Pacific (11/26/21)
	15	Whitney Outon vs Cameron (12/16/21)
	14	Bren Fox vs Minn.-Crookston (11/25/21)
	14	Aniaya Jester vs Lander (11/19/21)
	14	Tomia Johnson vs Colorado St.-Pueblo (11/13/21)
	14	Taryn Shelley at Mont. St. Billings (11/06/21)
Field Goals Made	10	Zamiya Passmore vs Lander (11/19/21)
	7	Alisha Davis vs Colorado St.-Pueblo (11/13/21)
	7	Taryn Shelley at Mont. St. Billings (11/06/21)
Field Goal Att.	19	Zamiya Passmore vs Lander (11/19/21)
	17	Alisha Davis vs Colorado St.-Pueblo (11/13/21)
FG Pct (min 5 made)	1.000 (5-5)	Kortney Nelson at Mont. St. Billings (11/06/21)
	.833 (5-6)	Agnes Paul at Colo. Christian (11/12/21)
3-Point FG Made	4	Avery Cargill at Hawaii Pacific (11/26/21)
	4	Tomia Johnson vs Colorado St.-Pueblo (11/13/21)
3-Point FG Att.	9	Tomia Johnson vs Colorado St.-Pueblo (11/13/21)
	8	Avery Cargill at Hawaii Pacific (11/26/21)
	8	Makaela Zeldenryk at Hawaii Pacific (11/26/21)
	8	Zamiya Passmore vs Lander (11/19/21)
	8	Shayla Montague at Mont. St. Billings (11/06/21)
3-Pt FG Pct (min 2 made)	1.000 (2-2)	Eleanor Marciszewsk vs Tampa (11/07/21)
	.750 (3-4)	Whitney Outon vs Cameron (12/16/21)
Free Throws Made	7	Shyan Flack vs Montevallo (11/05/21)
	6	Aniaya Jester vs Lander (11/19/21)
	6	JaNaiya Davis vs Colorado St.-Pueblo (11/13/21)
Free Throw Att.	10	Shyan Flack vs Montevallo (11/05/21)
	9	Abi Fraaza vs Minn.-Crookston (11/25/21)
FT Pct (min 3 made)	1.000 (4-4)	Allison Ross at Hawaii Pacific (11/26/21)
	.857 (6-7)	JaNaiya Davis vs Colorado St.-Pueblo (11/13/21)
Rebounds	13	Shyan Flack vs Montevallo (11/05/21)
	12	Alisha Davis vs Colorado St.-Pueblo (11/13/21)
Assists	7	Zamiya Passmore vs Lander (11/19/21)
	5	Amy Baum at Hawaii Pacific (11/26/21)
	5	Danielle Zahn at Mont. St. Billings (11/06/21)
Steals	5	Karley Motschenbache vs West Tex. A&M (12/07/21)
	4	Makaila Cange vs Lander (11/19/21)
	4	Michaela Edwards vs Montevallo (11/05/21)
Blocked Shots	2	Abi Fraaza vs Minn.-Crookston (11/25/21)
	2	Abigail Leach vs Minn.-Crookston (11/25/21)
	2	Miriam Recarte vs Lander (11/19/21)
Turnovers	6	Alivia Lewis vs West Tex. A&M (12/07/21)
	6	Emma Carpenter vs Minn.-Crookston (11/25/21)
Fouls	5	Sarah Crews vs Lander (11/19/21)
	5	Sydney Daniels at Colo. Christian (11/12/21)
	5	Dyauni Boyce at Mont. St. Billings (11/06/21)

## DOUBLE-DOUBLES

Juliana Robertson 11 pts, 15 reb; WEST TEX. A&M, 12/07/21

## GAME BY GAME SPECIALTY STATS

Opponent	T/O	2ndCh	Paint	FastB	Bench	Ties	Leads	WL	Score	Leads overcome
Montevallo	17	9	24	0	11	0	0	W	69-55	
Mont. St. Billings	16	6	24	8	5	0	3	W	67-61	trailed by 12 2nd-09:46
Tampa	28	2	22	2	11	0	3	W	56-44	trailed by 3 2nd-07:27
Colo. Christian	14	12	18	4	17	1	2	W	60-46	trailed by 2 1st-02:44
Colorado St.-Pueblo	10	0	20	0	9	1	3	L	56-64	lost 5 3rd-04:12
Lander	20	8	26	15	25	3	7	W	76-72	trailed by 13 2nd-04:52
Daemen	15	10	22	2	21	0	0	W	62-37	
Minn.-Crookston	18	19	36	6	21	0	0	W	62-42	
Hawaii Pacific	11	9	30	4	11	0	1	W	73-52	trailed by 2 1st-09:15
West Tex. A&M	22	5	24	4	9	3	3	W	60-49	trailed by 5 1st-03:06
Western N.M.	33	9	26	2	35	0	1	W	67-39	trailed by 1 1st-07:15
Cameron	24	4	34	1	31	0	1	W	75-61	trailed by 9 1st-06:32
Totals	228	93	306	48	206	8	24			
Average/Game	19.0	7.8	25.5	4.0	17.2	0.7	2.0			
Opponent	122	94	282	48	172	19	21			
Average/Game	10.2	7.8	23.5	4.0	14.3	1.6	1.8			



## LCU - TEAM GAME HIGHS

POINTS	76	LANDER (11/19/21)
	75	CAMERON (12/16/21)
	73	at Hawaii Pacific (11/26/21)
	69	vs Montevallo (11/05/21)
	67	at Western N.M. (12/11/21)
	67	at Mont. St. Billings (11/06/21)
FIELD GOALS MADE	27	CAMERON (12/16/21)
	27	at Hawaii Pacific (11/26/21)
FIELD GOAL ATTEMPTS	63	vs Minn.-Crookston (11/25/21)
	59	vs Montevallo (11/05/21)
FIELD GOAL PERCENTAGE	.551 (27-49)	at Hawaii Pacific (11/26/21)
	.478 (22-46)	at Mont. St. Billings (11/06/21)
3 PT FIELD GOALS MADE	13	vs Montevallo (11/05/21)
	11	at Hawaii Pacific (11/26/21)
3 PT FG ATTEMPTS	29	vs Montevallo (11/05/21)
	25	vs Minn.-Crookston (11/25/21)
3 PT FG PERCENTAGE	.500 (11-22)	at Hawaii Pacific (11/26/21)
	.448 (13-29)	vs Montevallo (11/05/21)
FREE THROWS MADE	30	LANDER (11/19/21)
	19	DAEMEN (11/20/21)
FREE THROW ATTEMPTS	31	LANDER (11/19/21)
	22	DAEMEN (11/20/21)
FREE THROW PERCENTAGE	1.000 (6-6)	vs Montevallo (11/05/21)
	.968 (30-31)	LANDER (11/19/21)
REBOUNDS	43	vs Minn.-Crookston (11/25/21)
	38	CAMERON (12/16/21)
ASSISTS	19	CAMERON (12/16/21)
	19	vs Montevallo (11/05/21)
STEALS	15	at Western N.M. (12/11/21)
	11	vs Montevallo (11/05/21)
BLOCKED SHOTS	5	vs Minn.-Crookston (11/25/21)
	5	LANDER (11/19/21)
	5	vs Montevallo (11/05/21)
TURNOVERS	16	LANDER (11/19/21)
	14	vs Colorado St.-Pueblo (11/13/21)
	14	vs Tampa (11/07/21)
FOULS	25	vs Minn.-Crookston (11/25/21)
	21	DAEMEN (11/20/21)

## LCU - TEAM GAME LOWS

POINTS	56	vs Tampa (11/07/21)
	56	vs Colorado St.-Pueblo (11/13/21)
	60	at Colo. Christian (11/12/21)
	60	WEST TEX. A&M (12/07/21)
	62	DAEMEN (11/20/21)
	62	vs Minn.-Crookston (11/25/21)
FIELD GOALS MADE	18	at Colo. Christian (11/12/21)
	18	vs Colorado St.-Pueblo (11/13/21)
FIELD GOAL ATTEMPTS	44	vs Tampa (11/07/21)
	45	LANDER (11/19/21)
FIELD GOAL PERCENTAGE	.321 (18-56)	at Colo. Christian (11/12/21)
	.352 (19-54)	DAEMEN (11/20/21)
3 PT FIELD GOALS MADE	4	LANDER (11/19/21)
	4	vs Minn.-Crookston (11/25/21)
3 PT FG ATTEMPTS	16	LANDER (11/19/21)
	18	DAEMEN (11/20/21)
	18	at Western N.M. (12/11/21)
3 PT FG PERCENTAGE	.160 (4-25)	vs Minn.-Crookston (11/25/21)
	.250 (4-16)	LANDER (11/19/21)
FREE THROWS MADE	6	vs Montevallo (11/05/21)
	6	WEST TEX. A&M (12/07/21)
FREE THROW ATTEMPTS	6	vs Montevallo (11/05/21)
	8	WEST TEX. A&M (12/07/21)
FREE THROW PERCENTAGE	.667 (8-12)	vs Minn.-Crookston (11/25/21)
	.667 (8-12)	at Hawaii Pacific (11/26/21)
REBOUNDS	23	vs Colorado St.-Pueblo (11/13/21)
	23	at Western N.M. (12/11/21)
ASSISTS	8	vs Colorado St.-Pueblo (11/13/21)
	9	at Colo. Christian (11/12/21)
STEALS	4	LANDER (11/19/21)
	6	vs Tampa (11/07/21)
	6	WEST TEX. A&M (12/07/21)
BLOCKED SHOTS	0	at Hawaii Pacific (11/26/21)
	1	at Mont. St. Billings (11/06/21)
	1	DAEMEN (11/20/21)
	1	CAMERON (12/16/21)
TURNOVERS	8	DAEMEN (11/20/21)
	8	vs Minn.-Crookston (11/25/21)
	8	at Western N.M. (12/11/21)
FOULS	8	CAMERON (12/16/21)
	12	at Mont. St. Billings (11/06/21)
	12	WEST TEX. A&M (12/07/21)
	12	at Western N.M. (12/11/21)

## LCU OPPONENT - TEAM GAME HIGHS

POINTS	72	LANDER (11/19/21)
	64	vs Colorado St.-Pueblo (11/13/21)
	61	CAMERON (12/16/21)
	61	at Mont. St. Billings (11/06/21)
	55	vs Montevallo (11/05/21)
FIELD GOALS MADE	26	LANDER (11/19/21)
	24	CAMERON (12/16/21)
FIELD GOAL ATTEMPTS	64	LANDER (11/19/21)
	62	vs Colorado St.-Pueblo (11/13/21)
FIELD GOAL PERCENTAGE	.451 (23-51)	at Mont. St. Billings (11/06/21)
	.406 (26-64)	LANDER (11/19/21)
3 PT FIELD GOALS MADE	8	vs Colorado St.-Pueblo (11/13/21)
	7	CAMERON (12/16/21)
	7	at Mont. St. Billings (11/06/21)
3 PT FG ATTEMPTS	28	at Hawaii Pacific (11/26/21)
	25	vs Colorado St.-Pueblo (11/13/21)
3 PT FG PERCENTAGE	.455 (5-11)	vs Tampa (11/07/21)
	.368 (7-19)	at Mont. St. Billings (11/06/21)
FREE THROWS MADE	14	vs Minn.-Crookston (11/25/21)
	14	LANDER (11/19/21)
	14	vs Montevallo (11/05/21)
FREE THROW ATTEMPTS	24	vs Montevallo (11/05/21)
	22	vs Minn.-Crookston (11/25/21)
FREE THROW PERCENTAGE	1.000 (8-8)	at Mont. St. Billings (11/06/21)
	1.000 (6-6)	CAMERON (12/16/21)
REBOUNDS	41	vs Colorado St.-Pueblo (11/13/21)
	41	vs Montevallo (11/05/21)
ASSISTS	18	at Mont. St. Billings (11/06/21)
	13	LANDER (11/19/21)
STEALS	10	LANDER (11/19/21)
	10	vs Colorado St.-Pueblo (11/13/21)
BLOCKED SHOTS	4	vs Minn.-Crookston (11/25/21)
	3	vs Colorado St.-Pueblo (11/13/21)
TURNOVERS	23	at Western N.M. (12/11/21)
	18	at Mont. St. Billings (11/06/21)
FOULS	24	LANDER (11/19/21)
	20	at Mont. St. Billings (11/06/21)

## LCU OPPONENT - TEAM GAME LOWS

POINTS	37	DAEMEN (11/20/21)
	39	at Western N.M. (12/11/21)
	42	vs Minn.-Crookston (11/25/21)
	44	vs Tampa (11/07/21)
	46	at Colo. Christian (11/12/21)
FIELD GOALS MADE	14	DAEMEN (11/20/21)
	14	vs Minn.-Crookston (11/25/21)
FIELD GOAL ATTEMPTS	43	vs Tampa (11/07/21)
	43	vs Minn.-Crookston (11/25/21)
FIELD GOAL PERCENTAGE	.286 (14-49)	DAEMEN (11/20/21)
	.316 (18-57)	at Hawaii Pacific (11/26/21)
3 PT FIELD GOALS MADE	0	vs Minn.-Crookston (11/25/21)
	1	DAEMEN (11/20/21)
3 PT FG ATTEMPTS	11	vs Tampa (11/07/21)
	12	vs Minn.-Crookston (11/25/21)
3 PT FG PERCENTAGE	.000 (0-12)	vs Minn.-Crookston (11/25/21)
	.077 (1-13)	DAEMEN (11/20/21)
FREE THROWS MADE	4	at Western N.M. (12/11/21)
	5	vs Tampa (11/07/21)
FREE THROW ATTEMPTS	6	vs Tampa (11/07/21)
	6	at Western N.M. (12/11/21)
	6	CAMERON (12/16/21)
FREE THROW PERCENTAGE	.462 (6-13)	at Colo. Christian (11/12/21)
	.500 (8-16)	DAEMEN (11/20/21)
REBOUNDS	24	vs Tampa (11/07/21)
	29	at Mont. St. Billings (11/06/21)
	29	at Colo. Christian (11/12/21)
	29	vs Minn.-Crookston (11/25/21)
	29	at Western N.M. (12/11/21)
ASSISTS	5	vs Minn.-Crookston (11/25/21)
	7	at Colo. Christian (11/12/21)
STEALS	0	vs Minn.-Crookston (11/25/21)
	1	DAEMEN (11/20/21)
BLOCKED SHOTS	0	at Mont. St. Billings (11/06/21)
	0	at Western N.M. (12/11/21)
TURNOVERS	10	at Hawaii Pacific (11/26/21)
	13	vs Colorado St.-Pueblo (11/13/21)
FOULS	11	WEST TEX. A&M (12/07/21)
	12	vs Minn.-Crookston (11/25/21)
	12	at Western N.M. (12/11/21)

## CONFERENCE STATISTICS

## HOME STATISTICS

#	Player	Total					3-Point		F-Throw		Rebounds										pts	avg
		gp-gs	min	avg	fg-fga	fg%	3fg-fga	3fg%	ft-fa	ft%	off	def	tot	avg	pf	dq	a	to	blk	stl		
00	Grace Foster	4-0	67	16.8	15-28	.536	3-9	.333	7-7	1.000	4	13	17	4.3	3	0	4	6	2	1	40	10.0
01	Ashton Duncan	4-4	123	30.8	16-42	.381	9-25	.360	5-6	.833	1	8	9	2.3	6	0	2	5	0	3	46	11.5
02	Maci Maddox	4-0	44	11.0	3-9	.333	0-1	.000	6-6	1.000	0	1	1	0.3	2	0	3	2	0	2	12	3.0
03	Audrey Robertson	4-0	68	17.0	6-17	.353	2-5	.400	5-6	.833	2	2	4	1.0	4	0	4	2	1	2	19	4.8
05	Laynee Burr	4-4	115	28.8	9-22	.409	3-8	.375	6-6	1.000	2	12	14	3.5	10	0	13	7	1	3	27	6.8
12	Savannah Sumrall	1-0	6	6.0	0-1	.000	0-0	.000	0-0	.000	0	0	0	0.0	0	0	2	0	0	1	0	0.0
14	Channing Cunyus	4-4	112	28.0	10-21	.476	3-10	.300	11-15	.733	2	17	19	4.8	5	0	8	4	0	4	34	8.5
15	Shaylee Stovall	2-0	9	4.5	0-1	.000	0-0	.000	0-0	.000	0	1	1	0.5	0	0	1	0	0	0	0	0.0
20	Carli Bostwick	1-0	4	4.0	1-1	1.000	0-0	.000	0-0	.000	0	0	0	0.0	1	0	0	1	0	1	2	2.0
21	Allie Schulte	4-4	118	29.5	11-23	.478	2-6	.333	18-18	1.000	2	11	13	3.3	5	0	11	6	1	5	42	10.5
22	Juliana Robertson	4-4	99	24.8	15-32	.469	1-6	.167	7-9	.778	9	24	33	8.3	12	1	3	10	3	4	38	9.5
23	Brylee Winfrey	1-0	6	6.0	1-6	.167	1-3	.333	2-3	.667	0	0	0	0.0	2	0	0	0	0	0	5	5.0
30	Audrey Spurgin	1-0	4	4.0	0-0	.000	0-0	.000	0-0	.000	0	1	1	1.0	1	0	0	1	0	0	0	0.0
34	Whitney Cox	4-0	21	5.3	3-6	.500	0-0	.000	2-4	.500	1	2	3	0.8	6	0	0	1	1	1	8	2.0
40	Reese Schumann	1-0	4	4.0	0-0	.000	0-0	.000	0-0	.000	0	0	0	0.0	1	0	0	0	0	0	0	0.0
Team											5	14	19									
Total.....		4	800		90-209	.431	24-73	.329	69-80	.863	28	106	134	33.5	58	1	51	45	9	27	273	68.2
Opponents.....		4	802		82-225	.364	17-69	.246	38-58	.655	48	96	144	36.0	70	1	41	65	7	24	219	54.8

## AWAY STATISTICS

#	Player	Total					3-Point		F-Throw		Rebounds					a	to	blk	stl	pts	avg	
		gp-gs	min	avg	fg-fga	fg%	3fg-fga	3fg%	ft-fta	ft%	off	def	tot	avg	pf							dq
00	Grace Foster	4-0	48	12.0	7-14	.500	2-5	.400	5-6	.833	1	4	5	1.3	4	0	2	4	1	0	21	5.3
01	Ashton Duncan	4-4	115	28.8	19-36	.528	13-26	.500	6-8	.750	2	10	12	3.0	4	0	5	1	1	3	57	14.3
02	Maci Maddox	3-0	38	12.7	1-9	.111	0-1	.000	0-0	.000	0	3	3	1.0	1	0	2	1	0	2	2	0.7
03	Audrey Robertson	4-0	68	17.0	8-16	.500	2-5	.400	1-1	1.000	2	3	5	1.3	4	0	0	2	1	2	19	4.8
05	Laynee Burr	4-4	108	27.0	16-31	.516	2-9	.222	6-9	.667	3	8	11	2.8	7	0	12	2	0	6	40	10.0
12	Savannah Sumrall	3-0	14	4.7	1-2	.500	0-0	.000	0-0	.000	1	2	3	1.0	2	0	0	3	0	1	2	0.7
14	Channing Cunyus	4-4	106	26.5	12-29	.414	5-12	.417	8-8	1.000	4	10	14	3.5	3	0	6	3	0	8	37	9.3
15	Shaylee Stovall	3-0	24	8.0	2-3	.667	2-3	.667	4-6	.667	0	3	3	1.0	2	0	0	1	0	0	10	3.3
20	Carli Bostwick	3-0	12	4.0	0-1	.000	0-1	.000	0-2	.000	0	0	0	0.0	0	0	0	1	0	1	0	0.0
21	Allie Schulte	4-4	109	27.3	17-37	.459	6-17	.353	8-8	1.000	2	13	15	3.8	5	0	12	5	1	16	48	12.0
22	Juliana Robertson	4-4	95	23.8	7-18	.389	0-1	.000	3-6	.500	5	21	26	6.5	12	1	5	10	1	1	17	4.3
23	Brylee Winfrey	3-0	15	5.0	0-2	.000	0-2	.000	0-0	.000	0	3	3	1.0	3	0	3	1	0	1	0	0.0
30	Audrey Spurgin	3-0	10	3.3	0-5	.000	0-0	.000	1-2	.500	0	0	0	0.0	3	0	0	1	0	0	1	0.3
34	Whitney Cox	4-0	27	6.8	2-4	.500	0-0	.000	5-6	.833	0	5	5	1.3	2	0	2	2	1	0	9	2.3
40	Reese Schumann	3-0	11	3.7	1-2	.500	0-0	.000	2-2	1.000	2	3	5	1.7	0	0	0	0	0	0	4	1.3
Team											2	5	7									
Total.....		4	800		93-209	.445	32-82	.390	49-64	.766	24	93	117	29.3	52	1	49	42	6	41	267	66.8
Opponents.....		4	800		75-206	.364	20-77	.260	28-41	.683	32	87	119	29.8	63	2	42	66	3	13	198	49.5

## NEUTRAL SITE STATISTICS

#	Player	Total					3-Point		F-Throw		Rebounds				a	to	blk	stl	pts	avg		
		gp-gs	min	avg	fg-fga	fg%	3fg-fga	3fg%	ft-fa	ft%	off	def	tot	avg							pf	dq
00	Grace Foster	4-0	64	16.0	13-23	.565	3-9	.333	0-1	.000	4	15	19	4.8	7	0	2	6	4	2	29	7.3
01	Ashton Duncan	4-4	117	29.3	17-39	.436	11-31	.355	2-2	1.000	2	11	13	3.3	4	0	3	4	0	2	47	11.8
02	Maci Maddox	4-0	33	8.3	1-3	.333	0-0	.000	0-0	.000	0	0	0	0.0	1	0	1	0	0	2	0.5	
03	Audrey Robertson	4-0	61	15.3	5-20	.250	0-6	.000	4-6	.667	3	2	5	1.3	3	0	1	2	0	3	14	3.5
05	Laynee Burr	4-4	119	29.8	13-31	.419	4-11	.364	6-6	1.000	3	9	12	3.0	13	0	9	6	2	6	36	9.0
12	Savannah Sumrall	2-0	9	4.5	0-1	.000	0-0	.000	0-0	.000	0	0	0	0.0	0	0	1	0	0	0	0	0.0
14	Channing Cunyus	4-4	98	24.5	12-23	.522	6-13	.462	1-2	.500	3	12	15	3.8	9	0	8	5	3	5	31	7.8
15	Shaylee Stovall	4-0	19	4.8	0-2	.000	0-2	.000	0-0	.000	0	2	2	0.5	2	0	2	0	0	0	0	0.0
20	Carli Bostwick	2-0	7	3.5	0-3	.000	0-1	.000	0-0	.000	0	1	1	0.5	1	0	0	0	0	0	0	0.0
21	Allie Schulte	4-4	113	28.3	18-36	.500	5-14	.357	12-14	.857	2	17	19	4.8	7	0	21	6	1	8	53	13.3
22	Juliana Robertson	4-4	114	28.5	8-27	.296	2-9	.222	6-6	1.000	3	21	24	6.0	11	0	7	8	2	3	24	6.0
23	Brylee Winfrey	2-0	10	5.0	0-3	.000	0-2	.000	2-2	1.000	0	1	1	0.5	1	0	1	3	1	0	2	1.0
30	Audrey Spurgin	3-0	13	4.3	0-1	.000	0-0	.000	2-2	1.000	0	3	3	1.0	4	0	0	2	1	2	2	0.7
34	Whitney Cox	3-0	17	5.7	0-3	.000	0-0	.000	0-2	.000	0	1	1	0.3	5	0	2	2	1	0	0	0.0
40	Reese Schumann	1-0	6	6.0	1-2	.500	0-0	.000	1-2	.500	2	3	5	5.0	2	0	0	0	0	0	3	3.0
Team											2	5	7									
Total.....		4	800		88-217	.406	31-98	.316	36-45	.800	24	103	127	31.8	70	0	57	49	15	33	243	60.8
Opponents.....		4	800		72-204	.353	18-70	.257	43-65	.662	33	102	135	33.8	54	0	35	61	10	19	205	51.2

Date	Opponent		Score
11/19/21	LANDER	W	76-72
11/20/21	DAEMEN	W	62-37
12/07/21	WEST TEX. A&M	W	60-49
12/16/21	CAMERON	W	75-61

Date	Opponent		Score
! 11/06/21	at Mont. St. Billings	W	67-61
^ 11/12/21	at Colo. Christian	W	60-46
~ 11/26/21	at Hawaii Pacific	W	73-52
12/11/21	at Western N.M.	W	67-39

\* = Conference game

! = DII CCA Tip Off Classic at the Trailhead (Billings, Mont.)

^ = RMAC/LSC Tip-Off Challenge (Lakewood, Colo.)

~ = Oahu Thanksgiving Classic (Honolulu, HI)

Date	Opponent		Score
! 11/05/21	vs Montevallo	W	69-55
! 11/07/21	vs Tampa	W	56-44
^ 11/13/21	vs Colorado St.-Pueblo	L	56-64
~ 11/25/21	vs Minn.-Crookston	W	62-42

\* = Conference game

! = DII CCA Tip Off Classic at the Trailhead (Billings, Mont.)

^ = RMAC/LSC Tip-Off Challenge (Lakewood, Colo.)

~ = Oahu Thanksgiving Classic (Honolulu, HI)

## CAREER STATISTICS

## BOSTWICK, Carli

				Field Goals		3-Point		F-Throws		Rebounds											Scoring	
SEASON	TEAM	GP-GS	MIN/AVG	FG-FGA	FG%	3FG-3FGA	3FG%	FT-FTA	FT%	OFF	DEF	TOT	AVG	PF-FO	A	TO	BLK	STL			PTS	AVG
2021-22	LCU	6-0	24/4.0	1-5	.200	0-2	.000	0-2	.000	0	1	1	0.2	2-0	0	2	0	2			2	0.3
<b>TOTAL</b>		<b>6-0</b>	<b>24/4.0</b>	<b>1-5</b>	<b>.200</b>	<b>0-2</b>	<b>.000</b>	<b>0-2</b>	<b>.000</b>	<b>0</b>	<b>1</b>	<b>1</b>	<b>0.2</b>	<b>2-0</b>	<b>0</b>	<b>2</b>	<b>0</b>	<b>2</b>			<b>2</b>	<b>0.3</b>

## Single Game Highs

Statistic	Value	
Points	2	vs Daemen 11/20/21
Rebounds	1	vs Montevallo 11/05/21
Steals	1	at Hawaii Pacific 11/26/21, vs Daemen 11/20/21
FG Made	1	vs Daemen 11/20/21
FG Attempts	3	vs Minn.-Crookston 11/25/21
3FG Attempts	1	vs Minn.-Crookston 11/25/21, at Hawaii Pacific 11/26/21
FT Attempts	2	at Hawaii Pacific 11/26/21

## BURR, Laynee

				Field Goals		3-Point		F-Throws		Rebounds											Scoring	
SEASON	TEAM	GP-GS	MIN/AVG	FG-FGA	FG%	3FG-3FGA	3FG%	FT-FTA	FT%	OFF	DEF	TOT	AVG	PF-FO	A	TO	BLK	STL			PTS	AVG
2018-19	LCU	25-0	194/7.8	22-49	.449	9-21	.429	12-15	.800	5	4	9	0.4	14-0	9	14	1	11			65	2.6
2019-20	LCU	31-0	474/15.3	51-109	.468	7-30	.233	36-49	.735	11	30	41	1.3	43-0	29	28	1	18			145	4.7
2020-21	LCU	23-0	371/16.1	40-88	.455	5-18	.278	39-46	.848	18	38	56	2.4	37-1	22	24	1	25			124	5.4
2021-22	LCU	12-12	342/28.5	38-84	.452	9-28	.321	18-21	.857	8	29	37	3.1	30-0	34	15	3	15			103	8.6
<b>TOTAL</b>		<b>91-12</b>	<b>1381/15.2</b>	<b>151-330</b>	<b>.458</b>	<b>30-97</b>	<b>.309</b>	<b>105-131</b>	<b>.802</b>	<b>42</b>	<b>101</b>	<b>143</b>	<b>1.6</b>	<b>124-1</b>	<b>94</b>	<b>81</b>	<b>6</b>	<b>69</b>			<b>437</b>	<b>4.8</b>

## Single Game Highs

Statistic	Value	
Points	19	at Colo. Christian 11/12/21
Rebounds	5	5 times
Assists	6	vs Montevallo 11/05/21
Steals	4	vs Midwestern St. 01/27/21, vs Montevallo 11/05/21
Blocks	1	6 times
FG Made	7	at Colo. Christian 11/12/21
FG Attempts	12	at Colo. Christian 11/12/21
3FG Made	2	5 times
3FG Attempts	5	at Colo. Christian 11/12/21
FT Made	6	vs Tex. A&M Int'l 01/22/21, vs Cameron 03/05/21
FT Attempts	8	vs Tex. A&M Int'l 01/22/21



**COX, Whitney**

				Field Goals		3-Point		F-Throws		Rebounds										Scoring	
SEASON	TEAM	GP-GS	MIN/AVG	FG-FGA	FG%	3FG-3FGA	3FG%	FT-FTA	FT%	OFF	DEF	TOT	AVG	PF-FO	A	TO	BLK	STL		PTS	AVG
2019-20	LCU	15-0	107/7.1	8-32	.250	0-5	.000	5-8	.625	5	21	26	1.7	13-0	3	3	9	3		21	1.4
2020-21	LCU	18-0	161/9.0	14-43	.326	0-1	.000	5-13	.385	4	35	39	2.2	18-0	6	8	13	6		33	1.8
2021-22	LCU	11-0	63/5.8	5-13	.385	0-0	.000	7-12	.583	1	8	9	0.8	13-0	4	5	3	1		17	1.5
<b>TOTAL</b>		<b>44-0</b>	<b>332/7.5</b>	<b>27-88</b>	<b>.307</b>	<b>0-6</b>	<b>.000</b>	<b>17-33</b>	<b>.515</b>	<b>10</b>	<b>64</b>	<b>74</b>	<b>1.7</b>	<b>44-0</b>	<b>13</b>	<b>16</b>	<b>25</b>	<b>10</b>		<b>71</b>	<b>1.6</b>

**Single Game Highs**

Statistic	Value	
Points	5	vs Western N.M. 02/11/21
Rebounds	5	vs St. Mary's (TX) 12/11/20
Assists	2	at Western N.M. 12/11/21
Steals	2	vs Western N.M. 02/11/21
Blocks	3	vs Tex. A&M Int'l 01/23/21, vs St. Mary's (TX) 12/11/20, vs Angelo St. 01/16/21
FG Made	2	6 times
FG Attempts	7	vs St. Mary's (TX) 12/12/20
3FG Attempts	1	6 times
FT Made	4	at Western N.M. 12/11/21
FT Attempts	4	4 times

**CUNYUS, Channing**

				Field Goals		3-Point		F-Throws		Rebounds										Scoring	
SEASON	TEAM	GP-GS	MIN/AVG	FG-FGA	FG%	3FG-3FGA	3FG%	FT-FTA	FT%	OFF	DEF	TOT	AVG	PF-FO	A	TO	BLK	STL		PTS	AVG
2018-19	LCU	22-0	158/7.2	17-29	.586	2-5	.400	14-20	.700	4	33	37	1.7	15-0	16	10	0	11		50	2.3
2019-20	LCU	31-0	402/13.0	44-89	.494	19-39	.487	14-16	.875	14	48	62	2.0	33-0	34	22	9	12		121	3.9
2020-21	LCU	21-0	342/16.3	46-98	.469	16-45	.356	15-18	.833	10	34	44	2.1	34-0	21	27	15	20		123	5.9
2021-22	LCU	12-12	316/26.3	34-73	.466	14-35	.400	20-25	.800	9	39	48	4.0	17-0	22	12	3	17		102	8.5
<b>TOTAL</b>		<b>86-12</b>	<b>1218/14.2</b>	<b>141-289</b>	<b>.488</b>	<b>51-124</b>	<b>.411</b>	<b>63-79</b>	<b>.797</b>	<b>37</b>	<b>154</b>	<b>191</b>	<b>2.2</b>	<b>99-0</b>	<b>93</b>	<b>71</b>	<b>27</b>	<b>60</b>		<b>396</b>	<b>4.6</b>

**Single Game Highs**

Statistic	Value	
Points	14	vs St. Mary's (TX) 03/02/21
Rebounds	8	at Colo. Christian 11/12/21
Assists	5	vs St. Mary's (TX) 01/23/20
Steals	3	4 times
Blocks	2	5 times
FG Made	5	4 times
FG Attempts	11	at Mont. St. Billings 11/06/21
3FG Made	4	vs St. Mary's (TX) 03/02/21
3FG Attempts	6	vs St. Mary's (TX) 03/02/21
FT Made	6	at Colo. Christian 11/12/21
FT Attempts	8	vs Cameron 12/16/21

**DUNCAN, Ashton**

				Field Goals		3-Point		F-Throws		Rebounds									Scoring	
SEASON	TEAM	GP-GS	MIN/AVG	FG-FGA	FG%	3FG-3FGA	3FG%	FT-FTA	FT%	OFF	DEF	TOT	AVG	PF-FO	A	TO	BLK	STL	PTS	AVG
2017-18	LCU	18-0	118/6.6	15-39	.385	12-28	.429	1-2	.500	4	19	23	1.3	10-0	11	5	2	9	43	2.4
2018-19	LCU	31-0	302/9.7	38-121	.314	26-93	.280	8-13	.615	12	23	35	1.1	14-0	17	12	2	7	110	3.5
2019-20	LCU	31-27	774/25.0	105-222	.473	79-182	.434	9-11	.818	7	53	60	1.9	46-0	42	27	5	24	298	9.6
2020-21	LCU	23-23	664/28.9	90-209	.431	69-165	.418	20-27	.741	10	45	55	2.4	25-0	38	19	6	24	269	11.7
2021-22	LCU	12-12	353/29.5	52-117	.444	33-82	.402	13-16	.813	5	29	34	2.8	14-0	10	10	1	8	150	12.5
<b>TOTAL</b>		<b>115-62</b>	<b>2212/19.2</b>	<b>300-708</b>	<b>.424</b>	<b>219-550</b>	<b>.398</b>	<b>51-69</b>	<b>.739</b>	<b>38</b>	<b>169</b>	<b>207</b>	<b>1.8</b>	<b>109-0</b>	<b>118</b>	<b>73</b>	<b>16</b>	<b>72</b>	<b>870</b>	<b>7.6</b>

**Single Game Highs**

Statistic	Value	
Points	26	vs St. Mary's (TX) 12/11/20
Rebounds	8	vs Daemen 03/23/21
Assists	6	vs Tex. A&M Int'l 02/20/20, vs St. Mary's (TX) 03/02/21
Steals	3	4 times
Blocks	2	vs Central Mo. 03/24/21
FG Made	10	at Angelo St. 11/23/19
FG Attempts	16	at Angelo St. 11/23/19, vs Tex. A&M Int'l 01/22/21
3FG Made	8	vs St. Mary's (TX) 12/11/20
3FG Attempts	13	vs Cameron 03/05/21
FT Made	6	vs Drury 03/26/21
FT Attempts	8	vs Drury 03/26/21

**FOSTER, Grace**

				Field Goals		3-Point		F-Throws		Rebounds									Scoring	
SEASON	TEAM	GP-GS	MIN/AVG	FG-FGA	FG%	3FG-3FGA	3FG%	FT-FTA	FT%	OFF	DEF	TOT	AVG	PF-FO	A	TO	BLK	STL	PTS	AVG
2021-22	LCU	12-0	180/15.0	35-65	.538	8-23	.348	12-14	.857	9	32	41	3.4	14-0	8	16	7	3	90	7.5
<b>TOTAL</b>		<b>12-0</b>	<b>180/15.0</b>	<b>35-65</b>	<b>.538</b>	<b>8-23</b>	<b>.348</b>	<b>12-14</b>	<b>.857</b>	<b>9</b>	<b>32</b>	<b>41</b>	<b>3.4</b>	<b>14-0</b>	<b>8</b>	<b>16</b>	<b>7</b>	<b>3</b>	<b>90</b>	<b>7.5</b>

**Single Game Highs**

Statistic	Value	
Points	20	vs Cameron 12/16/21
Rebounds	9	vs Montevallo 11/05/21
Assists	2	at Western N.M. 12/11/21, vs Cameron 12/16/21, vs Daemen 11/20/21
Steals	1	vs Tampa 11/07/21, vs Colorado St.-Pueblo 11/13/21, vs Daemen 11/20/21
Blocks	2	vs Montevallo 11/05/21, vs Lander 11/19/21
FG Made	8	vs Cameron 12/16/21
FG Attempts	13	vs Cameron 12/16/21
3FG Made	2	vs Tampa 11/07/21, at Western N.M. 12/11/21
3FG Attempts	5	vs Tampa 11/07/21, vs Cameron 12/16/21
FT Made	3	vs Cameron 12/16/21
FT Attempts	3	vs Cameron 12/16/21

**LUBBOCK CHRISTIAN UNIVERSITY WOMEN'S BASKETBALL GAME NOTES**
**MADDOX, Maci**

				Field Goals		3-Point		F-Throws		Rebounds									Scoring	
SEASON	TEAM	GP-GS	MIN/AVG	FG-FGA	FG%	3FG-3FGA	3FG%	FT-FTA	FT%	OFF	DEF	TOT	AVG	PF-FO	A	TO	BLK	STL	PTS	AVG
2020-21	LCU	15-0	98/6.6	13-25	.520	3-8	.375	3-3	1.000	3	6	9	0.6	5-0	8	7	0	13	32	2.1
2021-22	LCU	11-0	113/10.3	5-21	.238	0-2	.000	6-6	1.000	0	4	4	0.4	4-0	6	3	0	6	16	1.5
TOTAL		26-0	212/8.1	18-46	.391	3-10	.300	9-9	1.000	3	10	13	0.5	9-0	14	10	0	19	48	1.8

**Single Game Highs**

Statistic	Value	
Points	7	vs Tex. A&M Int'l 01/23/21
Rebounds	2	at Texas-Tyler 01/02/21, at Western N.M. 12/11/21
Assists	3	vs West Tex. A&M 12/07/21
Steals	4	at Texas-Tyler 01/03/21
FG Made	2	vs Tex. A&M Int'l 01/23/21, at Texas-Tyler 01/02/21, vs St. Mary's (TX) 03/02/21
FG Attempts	4	vs West Tex. A&M 12/07/21, at Western N.M. 12/11/21
3FG Made	1	vs St. Mary's (TX) 12/12/20, vs Midwestern St. 01/27/21, at Texas-Tyler 01/03/21
3FG Attempts	2	at Texas-Tyler 01/03/21
FT Made	3	vs Tex. A&M Int'l 01/23/21
FT Attempts	3	vs Tex. A&M Int'l 01/23/21

**ROBERTSON, Audrey**

				Field Goals		3-Point		F-Throws		Rebounds									Scoring	
SEASON	TEAM	GP-GS	MIN/AVG	FG-FGA	FG%	3FG-3FGA	3FG%	FT-FTA	FT%	OFF	DEF	TOT	AVG	PF-FO	A	TO	BLK	STL	PTS	AVG
2020-21	LCU	20-0	177/8.9	12-33	.364	3-14	.214	7-9	.778	17	7	24	1.2	14-0	11	12	0	9	34	1.7
2021-22	LCU	12-0	196/16.3	19-53	.358	4-16	.250	10-13	.769	7	7	14	1.2	11-0	5	6	2	7	52	4.3
TOTAL		32-0	373/11.6	31-86	.360	7-30	.233	17-22	.773	24	14	38	1.2	25-0	16	18	2	16	86	2.7

**Single Game Highs**

Statistic	Value	
Points	12	vs Lander 11/19/21
Rebounds	4	at Texas-Tyler 01/02/21, at Texas-Tyler 01/03/21, vs Minn.-Crookston 11/25/21
Assists	6	at Texas-Tyler 01/02/21
Steals	2	at Texas-Tyler 01/02/21, vs Colorado St.-Pueblo 11/13/21
Blocks	1	at Colo. Christian 11/12/21, vs Lander 11/19/21
FG Made	4	at Western N.M. 12/11/21
FG Attempts	9	vs Lander 11/19/21
3FG Made	1	7 times
3FG Attempts	3	vs Angelo St. 01/16/21, vs Lander 11/19/21
FT Made	5	vs Lander 11/19/21
FT Attempts	6	vs Lander 11/19/21





# LUBBOCK CHRISTIAN UNIVERSITY WOMEN'S BASKETBALL GAME NOTES

## SPURGIN, Audrey

			Field Goals		3-Point		F-Throws		Rebounds								Scoring			
SEASON	TEAM	GP-GS	MIN/AVG	FG-FGA	FG%	3FG-3FGA	3FG%	FT-FTA	FT%	OFF	DEF	TOT	AVG	PF-FO	A	TO	BLK	STL	PTS	AVG
2021-22	LCU	7-0	27/3.9	0-6	.000	0-0	.000	3-4	.750	0	4	4	0.6	8-0	0	4	1	2	3	0.4
TOTAL		7-0	27/3.9	0-6	.000	0-0	.000	3-4	.750	0	4	4	0.6	8-0	0	4	1	2	3	0.4

## Single Game Highs

Statistic	Value	
Points	2	vs Montevallo 11/05/21
Rebounds	3	vs Minn.-Crookston 11/25/21
Steals	2	vs Minn.-Crookston 11/25/21
Blocks	1	vs Minn.-Crookston 11/25/21
FG Attempts	3	at Western N.M. 12/11/21
FT Made	2	vs Montevallo 11/05/21
FT Attempts	2	vs Montevallo 11/05/21, at Western N.M. 12/11/21

## STOVALL, Shaylee

Field Goals					3-Point		F-Throws		Rebounds								Scoring			
SEASON	TEAM	GP-GS	MIN/AVG	FG-FGA	FG%	3FG-3FGA	3FG%	FT-FTA	FT%	OFF	DEF	TOT	AVG	PF-FO	A	TO	BLK	STL	PTS	AVG
2020-21	LCU	16-0	86/5.4	4-15	.267	3-10	.300	4-4	1.000	1	4	5	0.3	5-0	11	4	0	1	15	0.9
2021-22	LCU	9-0	50/5.6	2-6	.333	2-5	.400	4-6	.667	0	6	6	0.7	4-0	3	1	0	0	10	1.1
TOTAL		25-0	137/5.5	6-21	.286	5-15	.333	8-10	.800	1	10	11	0.4	9-0	14	5	0	1	25	1.0

## Single Game Highs

Statistic	Value	
Points	6	at Western N.M. 12/11/21
Rebounds	2	at Texas-Tyler 01/02/21, at Colo. Christian 11/12/21, vs Minn.-Crookston 11/25/21
Assists	2	vs Tex. A&M Int'l 01/23/21, vs Western N.M. 02/12/21, vs Minn.-Crookston 11/25/21
Steals	1	at Tex. Permian Basin 02/19/21
FG Made	2	at Western N.M. 12/11/21
FG Attempts	3	vs St. Mary's (TX) 12/11/20, at Western N.M. 12/11/21
3FG Made	2	at Western N.M. 12/11/21
3FG Attempts	3	at Western N.M. 12/11/21
FT Made	3	at Colo. Christian 11/12/21
FT Attempts	4	at Colo. Christian 11/12/21

## SUMRALL, Savannah

		Field Goals				3-Point		F-Throws		Rebounds								Scoring		
SEASON	TEAM	GP-GS	MIN/AVG	FG-FGA	FG%	3FG-3FGA	3FG%	FT-FTA	FT%	OFF DEF	TOT	AVG	PF-FO	A	TO	BLK	STL	PTS	AVG	
2019-20	LCU	14-0	83/5.9	7-15	.467	3-8	.375	5-6	.833	1	8	9	0.6	3-0	4	10	0	1	22	1.6
2020-21	LCU	19-0	142/7.5	17-36	.472	12-28	.429	5-6	.833	2	13	15	0.8	9-0	4	8	2	3	51	2.7
2021-22	LCU	6-0	29/4.9	1-4	.250	0-0	.000	0-0	.000	1	2	3	0.5	2-0	2	4	0	2	2	0.3
TOTAL		39-0	254/6.5	25-55	.455	15-36	.417	10-12	.833	4	23	27	0.7	14-0	10	22	2	6	75	1.9

## Single Game Highs

Statistic	Value	
Points	12	at Texas-Tyler 01/02/21
Rebounds	4	at Texas-Tyler 01/03/21
Assists	2	vs Daemen 11/20/21
Steals	1	6 times
Blocks	1	vs Angelo St. 01/16/21, vs Cameron 03/13/21
FG Made	4	at Texas-Tyler 01/02/21
FG Attempts	7	at Texas-Tyler 01/02/21
3FG Made	4	at Texas-Tyler 01/02/21
3FG Attempts	7	at Texas-Tyler 01/02/21
FT Made	4	vs Cameron 03/05/21
FT Attempts	4	vs Cameron 03/05/21

## WINFREY, Brylee

Team Statistics														Scoring							
		Field Goals				3-Point		F-Throws		Rebounds											
SEASON	TEAM	GP-GS	MIN	AVG	FG-FGA	FG%	3FG-3FGA	3FG%	FT-FTA	FT%	OFF	DEF	TOT	AVG	PF-FO	A	TO	BLK	STL	PTS	AVG
2019-20	LCU	15-0		76/5.1	7-26	.269	0-12	.000	1-1	1.000	2	9	11	0.7	8-0	3	5	1	3	15	1.0
2020-21	LCU	16-0		77/4.8	6-23	.261	2-10	.200	5-6	.833	4	9	13	0.8	5-0	7	12	0	6	19	1.2
2021-22	LCU	6-0		31/5.2	1-11	.091	1-7	.143	4-5	.800	0	4	4	0.7	6-0	4	4	1	1	7	1.2
TOTAL		37-0		184/5.0	14-60	.233	3-29	.103	10-12	.833	6	22	28	0.8	19-0	14	21	2	10	41	1.1

## Single Game Highs

Statistic	Value	
Points	5	vs Cameron 03/13/21, vs Daemen 11/20/21
Rebounds	2	8 times
Assists	2	vs Cameron 03/13/21, at Western N.M. 12/11/21
Steals	2	vs Tex. A&M Int'l 02/20/20
Blocks	1	at Cameron 12/19/19, vs Montevallo 11/05/21
FG Made	2	at Western N.M. 02/29/20, vs Tex. Permian Basin 02/20/21
FG Attempts	6	at Texas-Tyler 01/03/21, vs Daemen 11/20/21
3FG Made	1	at Tex. Permian Basin 02/19/21, vs Western N.M. 02/11/21, vs Daemen 11/20/21
3FG Attempts	3	4 times
FT Made	3	vs Cameron 03/13/21
FT Attempts	4	vs Cameron 03/13/21

THE STAT CREW SYSTEM  
Lubbock Christian Individual Game-by-Game (as of Dec 31, 2021)  
All games

#00 Grace Foster

Opponent	Date	gs	min	Total		3-Pointers		Free throws		Rebounds				pf	a	t/o	blk	stl	pts	avg
				fg-fga	pct	3fg-fga	pct	ft-fta	pct	off	def	tot	avg							
vs Montevallo	11/05/21		18	3-6	.500	1-2	.500	0-0	.000	2	7	9	9.0	2	1	2	2	0	7	7.0
at Mont. St. Billings	11/06/21		7	0-0	.000	0-0	.000	0-0	.000	0	1	1	5.0	0	0	2	0	0	0	3.5
vs Tampa	11/07/21		19	4-7	.571	2-5	.400	0-1	.000	1	1	2	4.0	2	0	3	1	1	10	5.7
at Colo. Christian	11/12/21		15	3-8	.375	0-3	.000	2-2	1.000	1	1	2	3.5	3	0	0	0	0	8	6.3
vs Colorado St.-Pueblo	11/13/21		19	2-4	.500	0-0	.000	0-0	.000	0	5	5	3.8	0	0	1	0	1	4	5.8
LANDER	11/19/21		19	2-5	.400	1-1	1.000	2-2	1.000	2	6	8	4.5	1	0	4	2	0	7	6.0
DAEMEN	11/20/21		16	3-5	.600	0-1	.000	2-2	1.000	1	4	5	4.6	1	2	0	0	1	8	6.3
vs Minn.-Crookston	11/25/21		8	4-6	.667	0-2	.000	0-0	.000	1	2	3	4.4	3	1	0	1	0	8	6.5
at Hawaii Pacific	11/26/21		12	0-0	.000	0-0	.000	2-2	1.000	0	1	1	4.0	0	0	1	0	0	2	6.0
WEST TEX. A&M	12/07/21		13	2-5	.400	1-2	.500	0-0	.000	0	0	0	3.6	1	0	0	0	0	5	5.9
at Western N.M.	12/11/21		14	4-6	.667	2-2	1.000	1-2	.500	0	1	1	3.4	1	2	1	1	0	11	6.4
CAMERON	12/16/21		19	8-13	.615	1-5	.200	3-3	1.000	1	3	4	3.4	0	2	2	0	0	20	7.5
Totals		0	179	35-65	.538	8-23	.348	12-14	.857	9	32	41	3.4	14	8	16	7	3	90	7.5

Games played: 12  
Minutes/game: 14.9  
Points/game: 7.5  
FG Pct: 53.8  
3FG Pct: 34.8  
FT Pct: 85.7

Rebounds/game: 3.4  
Assists/game: 0.7  
Turnovers/game: 1.3  
Assist/turnover ratio: 0.5  
Steals/game: 0.3  
Blocks/game: 0.6

THE STAT CREW SYSTEM  
Lubbock Christian Individual Game-by-Game (as of Dec 31, 2021)  
All games

#01 Ashton Duncan

Opponent	Date	qs	min	Total		3-Pointers		Free throws		Rebounds				pf	a	t/o	blk	stl	pts	avg	
				fg-fga	pct	3fg-fga	pct	ft-fa	pct	off	def	tot	avg								
vs Montevallo	11/05/21	*	30	4-12	.333	4-12	.333	0-0	.000	1	3	4	4.0	2	1	1	0	2	12	12.0	
at Mont. St. Billings	11/06/21	*	37	7-11	.636	3-6	.500	5-6	.833	1	4	5	4.5	2	2	0	0	2	22	17.0	
vs Tampa	11/07/21	*	31	4-9	.444	2-7	.286	0-0	.000	0	2	2	3.7	0	2	1	0	0	10	14.7	
at Colo. Christian	11/12/21	*	29	3-7	.429	3-6	.500	1-2	.500	0	2	2	3.3	1	1	0	0	0	10	13.5	
vs Colorado St.-Pueblo	11/13/21	*	36	8-14	.571	4-8	.500	0-0	.000	0	4	4	3.4	0	0	2	0	0	20	14.8	
LANDER	11/19/21	*	35	2-6	.333	1-4	.250	2-2	1.000	0	1	1	3.0	2	1	1	0	0	7	13.5	
DAEMEN	11/20/21	*	23	4-14	.286	2-8	.250	0-0	.000	0	3	3	3.0	2	1	1	0	1	10	13.0	
vs Minn.-Crookston	11/25/21	*	20	1-4	.250	1-4	.250	2-2	1.000	1	2	3	3.0	2	0	0	0	0	5	12.0	
at Hawaii Pacific	11/26/21	*	31	6-12	.500	6-11	.545	0-0	.000	0	1	1	2.8	0	2	1	0	0	18	12.7	
WEST TEX. A&M	12/07/21	*	33	8-15	.533	4-10	.400	0-0	.000	0	1	1	2.6	1	0	1	0	1	20	13.4	
at Western N.M.	12/11/21	*	18	3-6	.500	1-3	.333	0-0	.000	1	3	4	2.7	1	0	0	1	1	7	12.8	
CAMERON	12/16/21	*	32	2-7	.286	2-3	.667	3-4	.750	1	3	4	2.8	1	0	2	0	1	9	12.5	
Totals			12	355	52-117	.444	33-82	.402	13-16	.813	5	29	34	2.8	14	10	10	1	8	150	12.5

Games played: 12  
Minutes/game: 29.6  
Points/game: 12.5  
FG Pct: 44.4  
3FG Pct: 40.2  
FT Pct: 81.3

Rebounds/game: 2.8  
Assists/game: 0.8  
Turnovers/game: 0.8  
Assist/turnover ratio: 1.0  
Steals/game: 0.7  
Blocks/game: 0.1



THE STAT CREW SYSTEM  
Lubbock Christian Individual Game-by-Game (as of Dec 31, 2021)  
All games

#02 Maci Maddox

Opponent	Date	gs	min	Total		3-Pointers		Free throws		Rebounds				pf	a	t/o	blk	stl	pts	avg
				fg-fga	pct	3fg-fga	pct	ft-fla	pct	off	def	tot	avg							
vs Montevallo	11/05/21		10	0-1	.000	0-0	.000	0-0	.000	0	0	0	0.0	0	0	0	0	1	0	0.0
vs Tampa	11/07/21		5	0-0	.000	0-0	.000	0-0	.000	0	0	0	0.0	0	1	0	0	0	0	0.0
at Colo. Christian	11/12/21		13	0-3	.000	0-0	.000	0-0	.000	0	1	1	0.3	0	0	0	0	0	0	0.0
vs Colorado St.-Pueblo	11/13/21		3	0-0	.000	0-0	.000	0-0	.000	0	0	0	0.3	0	0	0	0	0	0	0.0
LANDER	11/19/21		12	1-1	1.000	0-0	.000	2-2	1.000	0	0	0	0.2	1	0	1	0	1	4	0.8
DAEMEN	11/20/21		12	0-1	.000	0-0	.000	2-2	1.000	0	0	0	0.2	1	0	1	0	1	2	1.0
vs Minn.-Crookston	11/25/21		15	1-2	.500	0-0	.000	0-0	.000	0	0	0	0.1	1	0	0	0	1	2	1.1
at Hawaii Pacific	11/26/21		7	0-2	.000	0-0	.000	0-0	.000	0	0	0	0.1	0	0	1	0	0	0	1.0
WEST TEX. A&M	12/07/21		11	1-4	.250	0-0	.000	2-2	1.000	0	1	1	0.2	0	3	0	0	0	4	1.3
at Western N.M.	12/11/21		18	1-4	.250	0-1	.000	0-0	.000	0	2	2	0.4	1	2	0	0	2	2	1.4
CAMERON	12/16/21		9	1-3	.333	0-1	.000	0-0	.000	0	0	0	0.4	0	0	0	0	0	2	1.5
Totals		0	115	5-21	.238	0-2	.000	6-6	1.000	0	4	4	0.4	4	6	3	0	6	16	1.5

Games played: 11  
Minutes/game: 10.5  
Points/game: 1.5  
FG Pct: 23.8  
3FG Pct: 0.0  
FT Pct: 100.0

Rebounds/game: 0.4  
Assists/game: 0.5  
Turnovers/game: 0.3  
Assist/turnover ratio: 2.0  
Steals/game: 0.5

THE STAT CREW SYSTEM  
Lubbock Christian Individual Game-by-Game (as of Dec 31, 2021)  
All games

#03 Audrey Robertson

Opponent	Date	gs	min	Total		3-Pointers		Free throws		Rebounds				pf	a	t/o	blk	stl	pts	avg
				fg-fga	pct	3fg-fga	pct	ft-fla	pct	off	def	tot	avg							
vs Montevallo	11/05/21		16	1-4	.250	0-1	.000	0-0	.000	0	0	0	0.0	1	0	0	0	1	2	2.0
at Mont. St. Billings	11/06/21		21	2-4	.500	0-1	.000	1-1	1.000	0	0	0	0.0	0	0	0	0	0	5	3.5
vs Tampa	11/07/21		13	0-2	.000	0-1	.000	1-2	.500	0	1	1	0.3	1	1	1	0	0	1	2.7
at Colo. Christian	11/12/21		18	1-5	.200	1-2	.500	0-0	.000	2	1	3	1.0	2	0	1	1	1	3	2.8
vs Colorado St.-Pueblo	11/13/21		17	2-7	.286	0-2	.000	1-2	.500	0	0	0	0.8	1	0	1	0	2	5	3.2
LANDER	11/19/21		25	3-9	.333	1-3	.333	5-6	.833	1	0	1	0.8	1	0	1	1	1	12	4.7
DAEMEN	11/20/21		12	0-2	.000	0-0	.000	0-0	.000	0	2	2	1.0	1	0	1	0	0	0	4.0
vs Minn.-Crookston	11/25/21		15	2-7	.286	0-2	.000	2-2	1.000	3	1	4	1.4	0	0	0	0	0	6	4.3
at Hawaii Pacific	11/26/21		16	1-2	.500	0-1	.000	0-0	.000	0	0	0	1.2	0	0	1	0	0	2	4.0
WEST TEX. A&M	12/07/21		9	0-1	.000	0-1	.000	0-0	.000	0	0	0	1.1	0	0	0	0	1	0	3.6
at Western N.M.	12/11/21		13	4-5	.800	1-1	1.000	0-0	.000	0	2	2	1.2	2	0	0	0	1	9	4.1
CAMERON	12/16/21		22	3-5	.600	1-1	1.000	0-0	.000	1	0	1	1.2	2	4	0	0	0	7	4.3
Totals		0	197	19-53	.358	4-16	.250	10-13	.769	7	7	14	1.2	11	5	6	2	7	52	4.3

Games played: 12  
Minutes/game: 16.4  
Points/game: 4.3  
FG Pct: 35.8  
3FG Pct: 25.0  
FT Pct: 76.9

Rebounds/game: 1.2  
Assists/game: 0.4  
Turnovers/game: 0.5  
Assist/turnover ratio: 0.8  
Steals/game: 0.6  
Blocks/game: 0.2

THE STAT CREW SYSTEM  
Lubbock Christian Individual Game-by-Game (as of Dec 31, 2021)  
All games

#05 Laynee Burr

Opponent	Date	gs	min	Total		3-Pointers		Free throws		Rebounds				pf	a	t/o	blk	stl	pts	avg	
				fg-fga	pct	3fg-fga	pct	ft-fla	pct	off	def	tot	avg								
vs Montevallo	11/05/21	*	31	4-10	.400	2-3	.667	0-0	.000	1	2	3	3.0	4	6	3	0	4	10	10.0	
at Mont. St. Billings	11/06/21	*	36	1-6	.167	0-2	.000	3-6	.500	1	1	2	2.5	1	3	0	0	2	5	7.5	
vs Tampa	11/07/21	*	33	6-10	.600	2-4	.500	4-4	1.000	0	3	3	2.7	3	2	1	0	1	18	11.0	
at Colo. Christian	11/12/21	*	27	7-12	.583	2-5	.400	3-3	1.000	0	3	3	2.8	3	3	1	0	2	19	13.0	
vs Colorado St.-Pueblo	11/13/21	*	31	0-3	.000	0-1	.000	2-2	1.000	0	2	2	2.6	4	0	1	1	0	2	10.8	
LANDER	11/19/21	*	29	3-5	.600	0-1	.000	4-4	1.000	1	3	4	2.8	4	5	1	0	0	10	10.7	
DAEMEN	11/20/21	*	27	2-6	.333	1-3	.333	2-2	1.000	0	2	2	2.7	0	1	0	0	1	7	10.1	
vs Minn.-Crookston	11/25/21	*	24	3-8	.375	0-3	.000	0-0	.000	2	2	4	2.9	2	1	1	1	1	6	9.6	
at Hawaii Pacific	11/26/21	*	26	4-6	.667	0-1	.000	0-0	.000	1	3	4	3.0	3	4	1	0	0	8	9.4	
WEST TEX. A&M	12/07/21	*	32	2-7	.286	2-3	.667	0-0	.000	0	3	3	3.0	4	2	2	0	1	6	9.1	
at Western N.M.	12/11/21	*	19	4-7	.571	0-1	.000	0-0	.000	1	1	2	2.9	0	2	0	0	2	8	9.0	
CAMERON	12/16/21	*	27	2-4	.500	0-1	.000	0-0	.000	1	4	5	3.1	2	5	4	1	1	4	8.6	
Totals			12	342	38-84	.452	9-28	.321	18-21	.857	8	29	37	3.1	30	34	15	3	15	103	8.6

Games played: 12  
Minutes/game: 28.5  
Points/game: 8.6  
FG Pct: 45.2  
3FG Pct: 32.1  
FT Pct: 85.7

Rebounds/game: 3.1  
Assists/game: 2.8  
Turnovers/game: 1.3  
Assist/turnover ratio: 2.3  
Steals/game: 1.3  
Blocks/game: 0.3

THE STAT CREW SYSTEM  
Lubbock Christian Individual Game-by-Game (as of Dec 31, 2021)  
All games

#12 Savannah Sumrall

Opponent	Date	gs	min	Total		3-Pointers		Free throws		Rebounds				pf	a	t/o	blk	stl	pts	avg
				fg-fga	pct	3fg-fga	pct	ft-fla	pct	off	def	tot	avg							
vs Montevallo	11/05/21		2	0-0	.000	0-0	.000	0-0	.000	0	0	0	0.0	0	0	0	0	0	0	0.0
at Colo. Christian	11/12/21		2	0-0	.000	0-0	.000	0-0	.000	1	1	2	1.0	0	0	1	0	0	0	0.0
DAEMEN	11/20/21		6	0-1	.000	0-0	.000	0-0	.000	0	0	0	0.7	0	2	0	0	1	0	0.0
vs Minn.-Crookston	11/25/21		7	0-1	.000	0-0	.000	0-0	.000	0	0	0	0.5	0	0	1	0	0	0	0.0
at Hawaii Pacific	11/26/21		3	1-1	1.000	0-0	.000	0-0	.000	0	0	0	0.4	1	0	2	0	0	2	0.4
at Western N.M.	12/11/21		9	0-1	.000	0-0	.000	0-0	.000	0	1	1	0.5	1	0	0	0	1	0	0.3
Totals		0	29	1-4	.250	0-0	.000	0-0	.000	1	2	3	0.5	2	2	4	0	2	2	0.3

Games played: 6  
Minutes/game: 4.8  
Points/game: 0.3  
FG Pct: 25.0

Rebounds/game: 0.5  
Assists/game: 0.3  
Turnovers/game: 0.7  
Assist/turnover ratio: 0.5  
Steals/game: 0.3



THE STAT CREW SYSTEM  
Lubbock Christian Individual Game-by-Game (as of Dec 31, 2021)  
All games

# 14 Channing Cunyus

Opponent	Date	gs	min	Total		3-Pointers		Free throws		Rebounds				pf	a	t/o	blk	stl	pts	avg		
				fg-fga	pct	3fg-fga	pct	ft-fla	pct	off	def	tot	avg									
vs Montevallo	11/05/21	*	21	3-3	1.000	2-2	1.000	0-0	.000	1	1	2	2.0	3	2	1	1	1	8	8.0		
at Mont. St. Billings	11/06/21	*	35	5-11	.455	2-5	.400	0-0	.000	0	1	1	1.5	0	2	1	0	3	12	10.0		
vs Tampa	11/07/21	*	25	1-4	.250	0-3	.000	0-0	.000	1	4	5	2.7	1	2	1	0	1	2	7.3		
at Colo. Christian	11/12/21	*	25	2-8	.250	0-4	.000	6-6	1.000	3	5	8	4.0	1	2	1	0	1	10	8.0		
vs Colorado St.-Pueblo	11/13/21	*	29	4-9	.444	2-4	.500	1-2	.500	0	1	1	3.4	3	0	3	1	2	11	8.6		
LANDER	11/19/21	*	26	3-6	.500	1-4	.250	4-4	1.000	1	3	4	3.5	1	2	1	0	1	11	9.0		
DAEMEN	11/20/21	*	24	2-4	.500	0-1	.000	1-1	1.000	0	5	5	3.7	2	2	0	0	1	5	8.4		
vs Minn.-Crookston	11/25/21	*	23	4-7	.571	2-4	.500	0-0	.000	1	6	7	4.1	2	4	0	1	1	10	8.6		
at Hawaii Pacific	11/26/21	*	25	3-5	.600	1-1	1.000	2-2	1.000	0	4	4	4.1	1	1	0	0	1	9	8.7		
WEST TEX. A&M	12/07/21	*	31	2-6	.333	0-2	.000	1-2	.500	0	4	4	4.1	2	2	2	0	0	5	8.3		
at Western N.M.	12/11/21	*	21	2-5	.400	2-2	1.000	0-0	.000	1	0	1	3.8	1	1	1	0	3	6	8.1		
CAMERON	12/16/21	*	31	3-5	.600	2-3	.667	5-8	.625	1	5	6	4.0	0	2	1	0	2	13	8.5		
Totals			12	316		34-73	.466	14-35	.400	20-25	.800	9	39	48	4.0	17	22	12	3	17	102	8.5

Games played: 12  
Minutes/game: 26.3  
Points/game: 8.5  
FG Pct: 46.6  
3FG Pct: 40.0  
FT Pct: 80.0

Rebounds/game: 4.0  
Assists/game: 1.8  
Turnovers/game: 1.0  
Assist/turnover ratio: 1.8  
Steals/game: 1.4  
Blocks/game: 0.3

THE STAT CREW SYSTEM  
Lubbock Christian Individual Game-by-Game (as of Dec 31, 2021)  
All games

#15 Shaylee Stovall

Opponent	Date	gs	min	Total		3-Pointers		Free throws		Rebounds				pf	a	t/o	blk	stl	pts	avg
				fg-fga	pct	3fg-fga	pct	ft-fla	pct	off	def	tot	avg							
vs Montevallo	11/05/21		6	0-1	.000	0-1	.000	0-0	.000	0	0	0	0.0	1	0	0	0	0	0	0.0
vs Tampa	11/07/21		3	0-0	.000	0-0	.000	0-0	.000	0	0	0	0.0	0	0	0	0	0	0	0.0
at Colo. Christian	11/12/21		5	0-0	.000	0-0	.000	3-4	.750	0	2	2	0.7	0	0	0	0	0	3	1.0
vs Colorado St.-Pueblo	11/13/21		0	0-0	.000	0-0	.000	0-0	.000	0	0	0	0.5	0	0	0	0	0	0	0.8
DAEMEN	11/20/21		8	0-1	.000	0-0	.000	0-0	.000	0	1	1	0.6	0	1	0	0	0	0	0.6
vs Minn.-Crookston	11/25/21		10	0-1	.000	0-1	.000	0-0	.000	0	2	2	0.8	1	2	0	0	0	0	0.5
at Hawaii Pacific	11/26/21		6	0-0	.000	0-0	.000	1-2	.500	0	1	1	0.9	1	0	0	0	0	1	0.6
at Western N.M.	12/11/21		13	2-3	.667	2-3	.667	0-0	.000	0	0	0	0.8	1	0	1	0	0	6	1.3
CAMERON	12/16/21		1	0-0	.000	0-0	.000	0-0	.000	0	0	0	0.7	0	0	0	0	0	0	1.1
Totals		0	52	2-6	.333	2-5	.400	4-6	.667	0	6	6	0.7	4	3	1	0	0	10	1.1

Games played: 9  
Minutes/game: 5.8  
Points/game: 1.1  
FG Pct: 33.3  
3FG Pct: 40.0  
FT Pct: 66.7

Rebounds/game: 0.7  
Assists/game: 0.3  
Turnovers/game: 0.1  
Assist/turnover ratio: 3.0

THE STAT CREW SYSTEM  
Lubbock Christian Individual Game-by-Game (as of Dec 31, 2021)  
All games

#20 Carli Bostwick

Opponent	Date	gs	min	Total		3-Pointers		Free throws		Rebounds				pf	a	t/o	blk	stl	pts	avg
				fg-fga	pct	3fg-fga	pct	ft-fla	pct	off	def	tot	avg							
vs Montevallo	11/05/21		1	0-0	.000	0-0	.000	0-0	.000	0	1	1	1.0	0	0	0	0	0	0	0.0
at Colo. Christian	11/12/21		2	0-0	.000	0-0	.000	0-0	.000	0	0	0	0.5	0	0	0	0	0	0	0.0
DAEMEN	11/20/21		4	1-1	1.000	0-0	.000	0-0	.000	0	0	0	0.3	1	0	1	0	1	2	0.7
vs Minn.-Crookston	11/25/21		6	0-3	.000	0-1	.000	0-0	.000	0	0	0	0.3	1	0	0	0	0	0	0.5
at Hawaii Pacific	11/26/21		3	0-1	.000	0-1	.000	0-2	.000	0	0	0	0.2	0	0	0	0	1	0	0.4
at Western N.M.	12/11/21		7	0-0	.000	0-0	.000	0-0	.000	0	0	0	0.2	0	0	1	0	0	0	0.3
Totals		0	23	1-5	.200	0-2	.000	0-2	.000	0	1	1	0.2	2	0	2	0	2	2	0.3

Games played: 6  
Minutes/game: 3.8  
Points/game: 0.3  
FG Pct: 20.0  
3FG Pct: 0.0  
FT Pct: 0.0

Rebounds/game: 0.2  
Turnovers/game: 0.3  
Steals/game: 0.3

THE STAT CREW SYSTEM  
Lubbock Christian Individual Game-by-Game (as of Dec 31, 2021)  
All games

#21 Allie Schulte

Opponent	Date	gs	min	Total		3-Pointers		Free throws		Rebounds				pf	a	t/o	blk	stl	pts	avg	
				fg-fga	pct	3fg-fga	pct	ft-fa	pct	off	def	tot	avg								
vs Montevallo	11/05/21	*	30	8-11	.727	3-5	.600	0-0	.000	0	5	5	5.0	0	5	2	0	2	19	19.0	
at Mont. St. Billings	11/06/21	*	34	4-10	.400	2-5	.400	6-6	1.000	1	6	7	6.0	3	3	5	0	2	16	17.5	
vs Tampa	11/07/21	*	32	3-5	.600	1-2	.500	3-4	.750	0	4	4	5.3	1	4	0	1	3	10	15.0	
at Colo. Christian	11/12/21	*	26	1-5	.200	0-3	.000	2-2	1.000	1	2	3	4.8	1	3	0	1	5	4	12.3	
vs Colorado St.-Pueblo	11/13/21	*	32	2-8	.250	0-2	.000	8-8	1.000	0	6	6	5.0	3	8	3	0	1	12	12.2	
LANDER	11/19/21	*	30	1-5	.200	0-2	.000	10-10	1.000	0	3	3	4.7	2	2	4	1	1	12	12.2	
DAEMEN	11/20/21	*	22	5-8	.625	1-2	.500	6-6	1.000	1	1	2	4.3	2	2	1	0	0	17	12.9	
vs Minn.-Crookston	11/25/21	*	19	5-12	.417	1-5	.200	1-2	.500	2	2	4	4.3	3	4	1	0	2	12	12.8	
at Hawaii Pacific	11/26/21	*	32	9-14	.643	4-7	.571	0-0	.000	0	4	4	4.2	1	6	0	0	5	22	13.8	
WEST TEX. A&M	12/07/21	*	35	3-6	.500	1-1	1.000	2-2	1.000	0	3	3	4.1	1	2	0	0	1	9	13.3	
at Western N.M.	12/11/21	*	17	3-8	.375	0-2	.000	0-0	.000	0	1	1	3.8	0	0	0	0	4	6	12.6	
CAMERON	12/16/21	*	31	2-4	.500	0-1	.000	0-0	.000	1	4	5	3.9	0	5	1	0	3	4	11.9	
Totals			12	340	46-96	.479	13-37	.351	38-40	.950	6	41	47	3.9	17	44	17	3	29	143	11.9

Games played: 12  
Minutes/game: 28.3  
Points/game: 11.9  
FG Pct: 47.9  
3FG Pct: 35.1  
FT Pct: 95.0

Rebounds/game: 3.9  
Assists/game: 3.7  
Turnovers/game: 1.4  
Assist/turnover ratio: 2.6  
Steals/game: 2.4  
Blocks/game: 0.3



THE STAT CREW SYSTEM  
Lubbock Christian Individual Game-by-Game (as of Dec 31, 2021)  
All games

#22 Juliana Robertson

Opponent	Date	gs	min	Total		3-Pointers		Free throws		Rebounds				pf	a	t/o	blk	stl	pts	avg	
				fg-fga	pct	3fg-fga	pct	ft-fla	pct	off	def	tot	avg								
vs Montevallo	11/05/21	*	24	2-9	.222	1-3	.333	4-4	1.000	0	6	6	6.0	4	3	2	0	0	9	9.0	
at Mont. St. Billings	11/06/21	*	25	3-4	.750	0-0	.000	1-2	.500	1	4	5	5.5	5	0	4	1	0	7	8.0	
vs Tampa	11/07/21	*	34	2-6	.333	1-1	1.000	0-0	.000	1	6	7	6.0	2	1	4	0	0	5	7.0	
at Colo. Christian	11/12/21	*	26	0-5	.000	0-0	.000	0-0	.000	3	5	8	6.5	3	0	2	0	0	0	5.3	
vs Colorado St.-Pueblo	11/13/21	*	33	0-6	.000	0-4	.000	2-2	1.000	0	5	5	6.2	2	0	1	1	3	2	4.6	
LANDER	11/19/21	*	20	5-7	.714	0-1	.000	1-1	1.000	1	2	3	5.7	5	0	3	0	0	11	5.7	
DAEMEN	11/20/21	*	20	0-3	.000	0-0	.000	2-2	1.000	4	3	7	5.9	3	1	1	1	0	2	5.1	
vs Minn.-Crookston	11/25/21	*	23	4-6	.667	0-1	.000	0-0	.000	2	4	6	5.9	3	3	1	1	0	8	5.5	
at Hawaii Pacific	11/26/21	*	29	2-4	.500	0-0	.000	1-2	.500	1	12	13	6.7	4	4	3	0	1	5	5.4	
WEST TEX. A&M	12/07/21	*	34	5-9	.556	0-0	.000	1-2	.500	4	11	15	7.5	2	1	4	2	2	11	6.0	
at Western N.M.	12/11/21	*	15	2-5	.400	0-1	.000	1-2	.500	0	0	0	6.8	0	1	1	0	0	5	5.9	
CAMERON	12/16/21	*	25	5-13	.385	1-5	.200	3-4	.750	0	8	8	6.9	2	1	2	0	2	14	6.6	
Totals			12	308	30-77	.390	3-16	.188	16-21	.762	17	66	83	6.9	35	15	28	6	8	79	6.6

Games played: 12  
Minutes/game: 25.7  
Points/game: 6.6  
FG Pct: 39.0  
3FG Pct: 18.8  
FT Pct: 76.2

Rebounds/game: 6.9  
Assists/game: 1.3  
Turnovers/game: 2.3  
Assist/turnover ratio: 0.5  
Steals/game: 0.7  
Blocks/game: 0.5

THE STAT CREW SYSTEM  
Lubbock Christian Individual Game-by-Game (as of Dec 31, 2021)  
All games

#23 Brylee Winfrey

Opponent	Date	gs	min	Total		3-Pointers		Free throws		Rebounds				pf	a	t/o	blk	stl	pts	avg
				fg-fga	pct	3fg-fga	pct	ft-flt	pct	off	def	tot	avg							
vs Montevallo	11/05/21		2	0-0	.000	0-0	.000	0-0	.000	0	0	0	0.0	0	0	1	1	0	0	0.0
at Colo. Christian	11/12/21		3	0-0	.000	0-0	.000	0-0	.000	0	0	0	0.0	0	0	1	0	0	0	0.0
DAEMEN	11/20/21		6	1-6	.167	1-3	.333	2-3	.667	0	0	0	0.0	2	0	0	0	0	5	1.7
vs Minn.-Crookston	11/25/21		8	0-3	.000	0-2	.000	2-2	1.000	0	1	1	0.3	1	1	2	0	0	2	1.8
at Hawaii Pacific	11/26/21		3	0-0	.000	0-0	.000	0-0	.000	0	2	2	0.6	2	1	0	0	0	0	1.4
at Western N.M.	12/11/21		9	0-2	.000	0-2	.000	0-0	.000	0	1	1	0.7	1	2	0	0	1	0	1.2
Totals		0	31	1-11	.091	1-7	.143	4-5	.800	0	4	4	0.7	6	4	4	1	1	7	1.2

Games played: 6  
Minutes/game: 5.2  
Points/game: 1.2  
FG Pct: 9.1  
3FG Pct: 14.3  
FT Pct: 80.0

Rebounds/game: 0.7  
Assists/game: 0.7  
Turnovers/game: 0.7  
Assist/turnover ratio: 1.0  
Steals/game: 0.2  
Blocks/game: 0.2

THE STAT CREW SYSTEM  
Lubbock Christian Individual Game-by-Game (as of Dec 31, 2021)  
All games

#30 Audrey Spurgin

Opponent	Date	gs	min	Total		3-Pointers		Free throws		Rebounds				pf	a	t/o	blk	stl	pts	avg
				fg-fga	pct	3fg-fga	pct	ft-fla	pct	off	def	tot	avg							
vs Montevallo	11/05/21		3	0-0	.000	0-0	.000	2-2	1.000	0	0	0	0.0	0	0	1	0	0	2	2.0
vs Tampa	11/07/21		1	0-0	.000	0-0	.000	0-0	.000	0	0	0	0.0	2	0	1	0	0	0	1.0
at Colo. Christian	11/12/21		2	0-1	.000	0-0	.000	0-0	.000	0	0	0	0.0	1	0	0	0	0	0	0.7
DAEMEN	11/20/21		4	0-0	.000	0-0	.000	0-0	.000	0	1	1	0.3	1	0	1	0	0	0	0.5
vs Minn.-Crookston	11/25/21		9	0-1	.000	0-0	.000	0-0	.000	0	3	3	0.8	2	0	0	1	2	0	0.4
at Hawaii Pacific	11/26/21		3	0-1	.000	0-0	.000	0-0	.000	0	0	0	0.7	0	0	0	0	0	0	0.3
at Western N.M.	12/11/21		5	0-3	.000	0-0	.000	1-2	.500	0	0	0	0.6	2	0	1	0	0	1	0.4
Totals		0	27	0-6	.000	0-0	.000	3-4	.750	0	4	4	0.6	8	0	4	1	2	3	0.4

Games played: 7  
Minutes/game: 3.9  
Points/game: 0.4  
FG Pct: 0.0  
FT Pct: 75.0

Rebounds/game: 0.6  
Turnovers/game: 0.6  
Steals/game: 0.3  
Blocks/game: 0.1

THE STAT CREW SYSTEM  
Lubbock Christian Individual Game-by-Game (as of Dec 31, 2021)  
All games

#34 Whitney Cox

Opponent	Date	gs	min	Total		3-Pointers		Free throws		Rebounds				pf	a	t/o	blk	stl	pts	avg
				fg-fga	pct	3fg-fga	pct	ft-fla	pct	off	def	tot	avg							
vs Montevallo	11/05/21		6	0-2	.000	0-0	.000	0-0	.000	0	1	1	1.0	1	1	0	1	0	0	0.0
at Mont. St. Billings	11/06/21		5	0-0	.000	0-0	.000	0-0	.000	0	0	0	0.5	1	0	1	0	0	0	0.0
vs Tampa	11/07/21		4	0-1	.000	0-0	.000	0-0	.000	0	0	0	0.3	2	0	1	0	0	0	0.0
at Colo. Christian	11/12/21		6	1-2	.500	0-0	.000	1-2	.500	0	1	1	0.5	0	0	0	1	0	3	0.8
LANDER	11/19/21		4	1-1	1.000	0-0	.000	0-0	.000	0	0	0	0.4	0	0	0	1	0	2	1.0
DAEMEN	11/20/21		12	1-2	.500	0-0	.000	2-4	.500	0	2	2	0.7	4	0	1	0	1	4	1.5
vs Minn.-Crookston	11/25/21		7	0-0	.000	0-0	.000	0-2	.000	0	0	0	0.6	2	1	1	0	0	0	1.3
at Hawaii Pacific	11/26/21		3	1-1	1.000	0-0	.000	0-0	.000	0	0	0	0.5	0	0	0	0	0	2	1.4
WEST TEX. A&M	12/07/21		2	0-0	.000	0-0	.000	0-0	.000	1	0	1	0.6	1	0	0	0	0	0	1.2
at Western N.M.	12/11/21		13	0-1	.000	0-0	.000	4-4	1.000	0	4	4	0.9	1	2	1	0	0	4	1.5
CAMERON	12/16/21		3	1-3	.333	0-0	.000	0-0	.000	0	0	0	0.8	1	0	0	0	0	2	1.5
Totals		0	65	5-13	.385	0-0	.000	7-12	.583	1	8	9	0.8	13	4	5	3	1	17	1.5

Games played: 11  
Minutes/game: 5.9  
Points/game: 1.5  
FG Pct: 38.5  
FT Pct: 58.3

Rebounds/game: 0.8  
Assists/game: 0.4  
Turnovers/game: 0.5  
Assist/turnover ratio: 0.8  
Steals/game: 0.1  
Blocks/game: 0.3



THE STAT CREW SYSTEM  
Lubbock Christian Individual Game-by-Game (as of Dec 31, 2021)  
All games

#40 Reese Schumann

Opponent	Date	gs	min	Total		3-Pointers		Free throws		Rebounds				pf	a	t/o	blk	stl	pts	avg
				fg-fga	pct	3fg-fga	pct	ft-fla	pct	off	def	tot	avg							
at Colo. Christian	11/12/21		1	0-0	.000	0-0	.000	0-0	.000	0	0	0	0.0	0	0	0	0	0	0	0.0
DAEMEN	11/20/21		4	0-0	.000	0-0	.000	0-0	.000	0	0	0	0.0	1	0	0	0	0	0	0.0
vs Minn.-Crookston	11/25/21		6	1-2	.500	0-0	.000	1-2	.500	2	3	5	1.7	2	0	0	0	0	3	1.0
at Hawaii Pacific	11/26/21		1	0-0	.000	0-0	.000	2-2	1.000	1	0	1	1.5	0	0	0	0	0	2	1.3
at Western N.M.	12/11/21		9	1-2	.500	0-0	.000	0-0	.000	1	3	4	2.0	0	0	0	0	0	2	1.4
Totals		0	21	2-4	.500	0-0	.000	3-4	.750	4	6	10	2.0	3	0	0	0	0	7	1.4

Games played: 5  
Minutes/game: 4.2  
Points/game: 1.4  
FG Pct: 50.0  
FT Pct: 75.0

Rebounds/game: 2.0

THE STAT CREW SYSTEM  
Lubbock Christian Individual Game-by-Game (as of Dec 31, 2021)  
All games

#TM TEAM

Opponent	Date	gs	min	Total		3-Pointers		Free throws		Rebounds				pf	a	t/o	blk	stl	pts	avg
				fg-fga	pct	3fg-fga	pct	ft-fla	pct	off	def	tot	avg							
vs Montevallo	11/05/21		0	0-0	.000	0-0	.000	0-0	.000	1	3	4	4.0	0	0	0	0	0	0	0.0
at Mont. St. Billings	11/06/21		0	0-0	.000	0-0	.000	0-0	.000	1	3	4	4.0	0	0	0	0	0	0	0.0
vs Tampa	11/07/21		0	0-0	.000	0-0	.000	0-0	.000	0	2	2	3.3	0	0	1	0	0	0	0.0
at Colo. Christian	11/12/21		0	0-0	.000	0-0	.000	0-0	.000	0	0	0	2.5	0	0	2	0	0	0	0.0
vs Colorado St.-Pueblo	11/13/21		0	0-0	.000	0-0	.000	0-0	.000	0	0	0	2.0	0	0	2	0	0	0	0.0
LANDER	11/19/21		0	0-0	.000	0-0	.000	0-0	.000	1	3	4	2.3	0	0	0	0	0	0	0.0
DAEMEN	11/20/21		0	0-0	.000	0-0	.000	0-0	.000	1	5	6	2.9	0	0	0	0	0	0	0.0
vs Minn.-Crookston	11/25/21		0	0-0	.000	0-0	.000	0-0	.000	1	0	1	2.6	0	0	1	0	0	0	0.0
at Hawaii Pacific	11/26/21		0	0-0	.000	0-0	.000	0-0	.000	1	2	3	2.7	0	0	2	0	0	0	0.0
WEST TEX. A&M	12/07/21		0	0-0	.000	0-0	.000	0-0	.000	1	3	4	2.8	0	0	0	0	0	0	0.0
at Western N.M.	12/11/21		0	0-0	.000	0-0	.000	0-0	.000	0	0	0	2.5	0	0	1	0	0	0	0.0
CAMERON	12/16/21		0	0-0	.000	0-0	.000	0-0	.000	2	3	5	2.8	0	0	0	0	0	0	0.0
Totals		0	0	0-0	.000	0-0	.000	0-0	.000	9	24	33	2.8	0	0	9	0	0	0	0.0

Games played: 12

Rebounds/game: 2.8

Turnovers/game: 0.8

# LUBBOCK CHRISTIAN UNIVERSITY WOMEN'S BASKETBALL GAME NOTES

## Montevallo vs Lubbock Christian 11/05/21 3:30 pm at Billings, MT

### Montevallo 55 • 0-1,0-0 Gulf Sou

#	Player	Total		3-Ptr		Rebounds			PF	TP	A TO Blk Stl				Min
		FG-FGA	FG-FGA	FT-FTA	FT-FTA	Off	Def	Tot			A	TO	Blk	Stl	
12	Shyan Flack	r	1-8	1-3	7-10	2	11	13	0	10	1	1	1	0	27
22	Savannah Lee	f	4-11	0-3	1-2	4	5	9	2	9	0	4	1	1	27
05	Marisa Snodgrass	g	2-6	1-5	0-1	1	3	4	2	5	1	4	0	1	31
11	Kiya Sain	g	4-10	0-3	0-0	2	2	4	0	8	2	0	0	0	28
23	Jordan Jones	g	2-8	0-1	0-2	1	1	2	3	4	1	2	0	0	20
01	Jennifer Andrew		0-1	0-0	3-4	0	1	1	2	3	1	1	0	0	11
02	Sara Strohmeier		0-0	0-0	0-0	0	0	0	1	0	0	0	0	0	4
03	Tiara McLeod		1-1	0-0	2-2	0	4	4	1	4	0	0	0	0	10
04	Anna Katherine Eastm		0-2	1-2	0-0	0	0	0	2	3	0	1	0	0	13
14	Leisha Steger		0-1	0-1	0-0	0	0	0	0	0	0	0	0	0	3
20	Miriam Oldacre		0-1	0-0	0-0	0	0	0	0	0	1	1	0	0	3
33	Elizabeth Hill		1-3	1-3	0-0	0	0	0	0	3	1	1	0	0	5
33	Michaela Edwards		2-4	1-1	1-3	1	1	1	0	6	0	1	0	4	18
Team						2	1	3							
Totals			18-56	5-22	14-24	13	28	41	13	55	8	16	2	6	200

1st - FG %: 3-14 21.4% 2nd: 6-17 35.3% 3rd: 3-13 23.1% 4th: 6-12 50.0% Game: 18-56 32.1% Deadball  
3FG %: 1-5 20.0% 1-7 14.3% 1-5 20.0% 2-5 40.0% 5-22 22.7% Rebounds  
FT %: 4-4 100.0% 2-6 33.3% 5-8 62.5% 3-6 50.0% 14-24 58.3%

### Lubbock Christian 69 • 1-0,0-0 Lone Sta

#	Player	Total		3-Ptr		Rebounds			PF	TP	A TO Blk Stl				Min
		FG-FGA	FG-FGA	FT-FTA	FT-FTA	Off	Def	Tot			A	TO	Blk	Stl	
22	Juliana Robertson	r	2-9	1-3	4-4	0	6	6	4	9	3	2	0	0	24
01	Ashton Duncan	g	4-12	4-12	0-0	1	3	4	2	12	1	1	0	2	30
05	Laynee Burr	g	4-10	2-3	0-0	1	2	3	4	10	6	3	0	4	31
14	Channing Cunyus	g	3-3	2-2	0-0	1	1	2	3	8	2	1	1	1	21
21	Allie Schulte	g	8-11	3-5	0-0	0	5	5	0	19	5	2	0	2	30
00	Grace Foster		3-6	1-2	0-0	2	7	9	2	7	1	2	2	0	18
02	Maci Maddox		0-1	0-0	0-0	0	0	0	0	0	0	0	0	1	10
03	Audrey Robertson		1-4	0-1	0-0	0	0	0	1	2	0	0	0	1	16
12	Savannah Sumrall		0-0	0-0	0-0	0	0	0	0	0	0	0	0	0	2
15	Shaylee Stovall		0-1	0-1	0-0	0	0	0	1	0	0	0	0	0	6
20	Carli Bostwick		0-0	0-0	0-0	0	1	1	0	0	0	0	0	0	1
23	Brylee Winfrey		0-0	0-0	0-0	0	0	0	0	0	0	1	1	0	2
30	Audrey Spurgin		0-0	0-0	2-2	0	0	0	0	2	0	1	0	0	3
34	Whitney Cox		0-2	0-0	0-0	0	1	1	1	0	1	0	1	0	6
Team						1	3	4							
Totals			25-59	13-29	6-6	6	29	35	18	69	19	13	5	11	200

1st - FG %: 8-18 44.4% 2nd: 6-14 42.9% 3rd: 7-16 43.8% 4th: 4-11 36.4% Game: 25-59 42.4% Deadball  
3FG %: 5-10 50.0% 3-7 42.9% 2-4 50.0% 3-8 37.5% 13-29 44.8% Rebounds  
FT %: 0-0 0.0% 0-0 0.0% 4-4 100.0% 0-2 0.0% 6-6 100.0%

Officials: Brian Williams, Steven Landro, Aaron Haugen  
Technical fouls: Montevallo-None. Lubbock Christian-None.  
Attendance: 155

2021-22 Women's Basketball. Round: 0. Lubbock Christian vs Montevallo. Played

Score by periods	1st	2nd	3rd	4th	Total
Montevallo	11	15	12	17	55
Lubbock Christian	21	15	20	13	69

## Lubbock Christian vs Mont. St. Billings 11/06/21 7:00 pm at Billings, MT

### Lubbock Christian 67 • 2-0,0-0 Lone Sta

#	Player	Total		3-Ptr		Rebounds			PF	TP	A TO Blk Stl				Min
		FG-FGA	FG-FGA	FT-FTA	FT-FTA	Off	Def	Tot			A	TO	Blk	Stl	
22	Juliana Robertson	r	3-4	0-0	1-2	1	4	5	5	7	0	4	1	0	25
01	Ashton Duncan	g	7-11	3-6	5-6	1	4	5	2	22	2	0	0	2	37
05	Laynee Burr	g	1-6	0-2	3-6	1	1	2	1	5	3	0	0	2	36
14	Channing Cunyus	g	5-11	2-5	0-0	0	1	1	0	12	2	1	0	3	35
21	Allie Schulte	g	4-10	2-5	6-6	1	6	7	3	16	3	5	0	2	34
00	Grace Foster		0-0	0-0	0-0	0	1	1	0	0	0	2	0	0	7
03	Audrey Robertson		2-4	0-1	1-1	0	0	0	0	5	0	0	0	0	21
34	Whitney Cox		0-0	0-0	0-0	0	0	0	1	0	0	1	0	0	5
Team						1	3	4							
Totals			22-46	7-19	16-21	5	20	25	12	67	10	13	1	9	200

1st - FG %: 3-14 21.4% 2nd: 9-13 69.2% 3rd: 5-11 45.5% 4th: 5-8 62.5% Game: 22-46 47.8% Deadball  
3FG %: 2-8 25.0% 3-5 60.0% 1-4 25.0% 1-2 50.0% 7-19 36.8% Rebounds  
FT %: 0-0 0.0% 7-7 100.0% 1-4 25.0% 6-10 60.0% 16-21 76.2%

### Mont. St. Billings 61 • 1-1,0-0 Great No

#	Player	Total		3-Ptr		Rebounds			PF	TP	A TO Blk Stl				Min
		FG-FGA	FG-FGA	FT-FTA	FT-FTA	Off	Def	Tot			A	TO	Blk	Stl	
15	Cariann Kunkel	r	2-6	0-1	2-2	2	6	8	1	6	4	5	0	1	28
22	Taryn Shelley	r	7-13	0-1	0-0	3	8	11	2	14	2	4	0	0	30
12	Shayla Montague	g	3-10	2-8	0-0	0	2	2	2	8	1	0	0	2	31
21	Danielle Zahn	g	3-7	2-4	0-0	0	1	1	2	8	5	4	0	1	28
25	Addison Gardner	g	1-3	1-3	2-2	0	1	1	1	5	0	2	0	0	21
02	Skyler Patton		1-3	1-1	2-2	0	0	0	2	5	4	1	0	0	12
14	Kortney Nelson		5-5	0-0	0-0	2	2	4	3	10	1	0	0	0	25
30	Dyauni Boyce		1-4	1-1	2-2	1	1	2	5	5	1	0	0	0	21
33	Natalie Andreas		0-0	0-0	0-0	0	0	0	0	0	0	0	0	0	3
34	Shannon Reny		0-0	0-0	0-0	0	0	0	2	0	0	0	0	0	1
Team						0	0	0							
Totals			23-51	7-19	8-8	8	21	29	20	61	18	18	0	4	200

1st - FG %: 7-13 53.8% 2nd: 5-12 41.7% 3rd: 6-15 40.0% 4th: 5-11 45.5% Game: 23-51 45.1% Deadball  
3FG %: 1-2 50.0% 2-4 50.0% 2-7 28.6% 2-6 33.3% 7-19 36.8% Rebounds  
FT %: 2-2 100.0% 2-2 100.0% 2-2 100.0% 8-8 100.0% 0,1

Officials: Craig Thompson, Aaron Haugen, Gretchen Fowell  
Technical fouls: Lubbock Christian-None. Mont. St. Billings-None.  
Attendance: 397

2021-22 Women's Basketball. Round: 0. Lubbock Christian vs Mont. St. Billings.

Score by periods	1st	2nd	3rd	4th	Total
Lubbock Christian	8	28	14	17	67
Mont. St. Billings	17	14	16	14	61

## Lubbock Christian vs Tampa 11/07/21 4:15 pm at Billings, MT

### Lubbock Christian 56 • 3-0,0-0 Lone Sta

#	Player	Total		3-Ptr		Rebounds			PF	TP	A TO Blk Stl				Min
		FG-FGA	FG-FGA	FT-FTA	FT-FTA	Off	Def	Tot			A	TO	Blk	Stl	
22	Juliana Robertson	r	2-6	1-1	0-0	1	6	7	2	5	1	4	0	0	34
01	Ashton Duncan	g	4-9	2-7	0-0	0	2	2	0	10	2	1	0	0	31
05	Laynee Burr	g	6-10	2-4	4-4	0	3	3	3	18	2	1	0	1	33
14	Channing Cunyus	g	1-4	0-3	0-0	1	4	5	1	2	2	1	0	1	25
21	Allie Schulte	g	3-5	1-2	3-4	0	4	4	1	10	4	0	1	3	32
00	Grace Foster		4-7	2-5	0-1	1	1	2	2	10	0	3	1	1	19
02	Maci Maddox		0-0	0-0	0-0	0	0	0	0	0	1	0	0	0	5
03	Audrey Robertson		0-2	0-1	1-2	0	1	1	1	1	1	1	0	0	13
15	Shaylee Stovall		0-0	0-0	0-0	0	0	0	0	0	0	0	0	0	3
30	Audrey Spurgin		0-0	0-0	0-0	0	0	0	2	0	0	1	0	0	1
34	Whitney Cox		0-1	0-0	0-0	0	0	0	2	0	0	1	0	0	4
Team						0	2	2							
Totals			20-44	8-23	8-11	3	23	26	14	56	13	14	2	6	200

1st - FG %: 4-11 36.4% 2nd: 5-13 38.5% 3rd: 5-9 55.6% 4th: 6-11 54.5% Game: 20-44 45.5% Deadball  
3FG %: 3-8 37.5% 1-4 25.0% 3-6 50.0% 1-5 20.0% 8-23 34.8% Rebounds  
FT %: 1-2 50.0% 2-3 66.7% 4-4 100.0% 8-11 72.7%

### Tampa 44 • 1-2,0-0 Sunshine

#	Player	FG-FG	FG-FGA	FT-FTA	Off	Def	Tot	PF	TP	A	TO	Blk	Stl	Min	
13	Dori Nagy	f	5-7	0-0	0-0	1	2	3	4	10	2	3	0	31	
44	Erin Antosh	f	0-0	0-0	2-2	0	1	1	2	2	1	1	0	0	4
00	Kayla Bonilla	g	2-4	2-3	0-0	0	0	0	2	6	2	2	0	0	23
05	Audrey Ramsey	g	0-4	0-1	0-0	0	0	0	0	0	0	0	0	0	13
24	Melajah Sullivan	g	5-12	0-0	2-2	1	6	7	2	12	1	3	1	0	27
01	Mya Giusto		2-4	1-2	0-0	0	2	2	2	5	1	2	0	0	22
02	Aliyah Abney		0-4	0-1	1-2	0	3	3	0	1	0	0	0	1	18
25	Terri Battle		1-3	0-0	0-0	1	1	2	3	2	1	2	0	1	26
30	Silvia Ferreiros		0-0	0-0	0-0	0	0	0	0	0	0	0	0	0	1
32	Danielle Delano		0-2	0-2	0-0	0	1	1	0	0	1	1	0	0	10
33	Eleanor Marciszewsk		2-3	2-2	0-0	0	3	3	0	6	3	2	0	1	24
35	Rory O'Hara		0-0	0-0	0-0	0	0	0	0	0	0	0	0	0	1
	Team					1	1	2			1				
Totals			17-43	5-11	5-6	4	20	24	15	44	12	17	1	3	200

# LUBBOCK CHRISTIAN UNIVERSITY WOMEN'S BASKETBALL GAME NOTES

## Lubbock Christian vs Colorado St.-Pueblo 11/13/21 11:00 am at Lakewood, CO

### Lubbock Christian 56 • 4-1,0-0 Lone Sta

#	Player		Total		3-Ptr	Rebounds			PF	TP	A	TO	Blk	Stl	Min
			FG-FGA	FT-FTA		Off	Def	Tot							
22	Juliana Robertson	f	0-6	0-4	2-2	0	5	5	2	2	0	1	1	3	33
01	Ashton Duncan	g	8-14	4-8	0-0	0	4	4	0	20	0	2	0	0	36
05	Layne Burr	g	0-3	0-1	2-2	0	2	2	4	2	0	1	1	0	31
14	Channing Cunyus	g	4-9	2-4	1-2	0	1	1	3	11	0	3	1	2	29
21	Allie Schulte	g	2-8	0-2	8-8	0	6	6	3	12	8	3	0	1	32
00	Grace Foster		2-4	0-0	0-0	0	5	5	0	4	0	1	0	1	19
02	Maci Maddox		0-0	0-0	0-0	0	0	0	0	0	0	0	0	0	3
03	Audrey Robertson		2-7	0-2	1-2	0	0	0	1	5	0	1	0	2	17
15	Shaylee Stovall		0-0	0-0	0-0	0	0	0	0	0	0	0	0	0	0+
	Team					0	0	0			2				
	Totals		18-51	6-21	14-16	0	23	23	13	56	8	14	3	9	200
1st	FG %: 4-16 25.0%		2nd: 5-13 38.5%		3rd: 6-10 60.0%		4th: 3-12 25.0%		Game: 18-51 35.3%		Deadball				
	3FG %: 1-6 16.7%		3-5 60.0%		1-4 25.0%		1-6 16.7%		6-21 28.6%		Rebounds				
	FT %: 2-2 100.0%		4-6 66.7%		4-4 100.0%		4-4 100.0%		14-16 87.5%		5,4				

### Colorado St.-Pueblo 64 • 1-1,0-0 RMAC

#	Player		Total		3-Ptr	Rebounds			PF	TP	A	TO	Blk	Stl	Min
			FG-FGA	FT-FTA		Off	Def	Tot							
23	Alisha Davis	f	7-17	2-3	2-2	5	7	12	2	18	1	0	1	3	31
00	Ro Dominguez	g	2-9	1-6	0-0	0	7	7	2	5	1	3	0	2	28
02	Ja'Naiya Davis	g	3-6	1-3	6-7	1	2	3	1	13	3	1	1	2	28
13	Tomia Johnson	g	5-14	4-9	0-1	0	5	5	3	14	1	2	0	1	27
21	Kansas Watts	g	1-4	0-0	2-2	4	4	8	2	4	1	2	1	0	28
03	Sydni Williams		1-2	0-1	0-0	0	3	3	1	2	1	1	0	1	12
04	Torie Bass		0-2	0-0	0-0	0	0	0	0	0	1	1	0	0	9
10	Morgan Dial		1-2	0-1	0-0	0	0	0	1	2	1	1	0	0	8
22	Amaya Lewis		3-6	0-2	0-1	1	1	2	1	6	0	1	0	1	21
34	Aubriana Noti		0-0	0-0	0-0	0	1	1	1	0	0	0	0	0	8
	Team					0	0	0			1				
	Totals		23-62	8-25	10-13	11	30	41	14	64	10	13	3	10	200
1st	FG %: 9-14	64.3%	2nd: 4-14	28.6%	3rd: 4-18	22.2%	4th: 6-16	37.5%	Game: 23-62	37.1%	Deadball				
	3FG %: 3-5	60.0%		1-7	14.3%		3-6	50.0%		8-25	32.0%	Rebounds			
	FT %: 1-1	100.0%		0-1	0.0%		2-3	66.7%		10-13	76.9%	4			

Officials: Amirah Leonard,Alex Gebers,Kevin Kizewski  
Technical fouls: Lubbock Christian-None. Colorado St.-Pueblo-None.  
Attendance: 150  
2021-22 Women's Basketball. Round: 0. Colorado St.-Pueblo vs Lubbock Christian

Score by periods	1st	2nd	3rd	4th	Total
Lubbock Christian	11	17	17	11	56
Colorado St.-Pueblo	22	9	11	22	64

## Lander vs Lubbock Christian 11/19/21 7:00 pm at Lubbock, TX

### Lander 72 • 2-1,0-0 Peach Be

#	Player		Total		3-Ptr	Rebounds			PF	TP	A	TO	Blk	Stl	Min	
			FG-FGA	FT-FTA	Off	Def	Tot									
21	Makaila Cange	f	5-8	0-0	3-5	7	3	10	4	13	0	2	0	4	24	
05	Miriam Recarte	c	5-14	1-3	0-0	4	1	5	2	11	2	1	2	0	30	
01	Amiaya Melvins	g	1-6	0-0	0-2	3	3	6	4	2	1	3	0	2	29	
04	Sarah Crews	g	1-4	1-3	0-0	3	2	5	5	3	2	1	0	1	30	
11	Zamiya Passmore	g	10-19	2-8	5-6	0	1	1	4	27	7	5	0	1	37	
02	Vashae Rideout		1-4	0-2	0-0	0	0	0	3	2	1	1	0	0	11	
03	Aniaya Jester		3-9	2-4	6-8	3	5	8	2	14	0	2	0	2	34	
10	Jakiyah Parker		0-0	0-0	0-0	0	0	0	0	0	0	2	0	0	5	
Team						2	3	5								
Totals				26-64	6-20	14-21	22	18	40	24	72	13	17	2	10	200
1st - FG %: 6-15 40.0%			2nd: 8-18 44.4%		3rd: 7-19 36.8%		4th: 5-12 41.7%		Game: 26-64 40.6%		Deadball					
3FG %: 1-4 25.0%			1-5 20.0%		2-6 33.3%		2-5 40.0%		6-20 30.0%		Rebounds					
FT %: 1-2 50.0%			6-9 66.7%		5-6 83.3%		2-4 50.0%		14-21 66.7%		2					

### Lubbock Christian 76 • 5-1,0-0 Lone Sta

#	Player		Total		3-Ptr	Rebounds			PF	TP	A	TO	Blk	Stl	Min	
			FG-FGA	FT-FTA		Off	Def	Tot								
22	Juliana Robertson	f	5-7	0-1	1-1	1	2	3	5	11	0	3	0	0	20	
01	Ashton Duncan	g	2-6	1-4	2-2	0	1	1	2	7	1	1	0	0	35	
05	Layne Burr	g	3-5	0-1	4-4	1	3	4	10	5	1	0	0	29		
14	Channing Cunyus	g	3-6	1-4	4-4	1	3	4	11	2	1	0	1	26		
21	Allie Schulte	g	1-5	0-2	10-10	0	3	3	2	12	2	4	1	1	30	
00	Grace Foster		2-5	1-1	2-2	2	6	8	1	7	0	4	2	0	19	
02	Maci Maddox		1-1	0-0	2-2	0	0	0	1	4	0	1	0	1	12	
03	Audrey Robertson		3-9	1-3	5-6	1	0	1	12	0	1	1	1	25		
34	Whitney Cox		1-1	0-0	0-0	0	0	0	2	0	0	1	0	4		
Team						1	3	4								
Totals				21-45	4-16	30-31	7	21	28	17	76	10	16	5	4	200
1st - FG %: 5-10 50.0%			2nd: 6-13 46.2%		3rd: 5-12 41.7%		4th: 5-10 50.0%		Game: 21-45 46.7%		Deadball					
3FG %: 1-4 25.0%			2-7 28.6%		1-2 50.0%		0-3 0.0%		4-16 25.0%		Rebounds					
FT %: 2-3 66.7%			6-6 100.0%		10-10 100.0%		12-12 100.0%		30-31 96.8%		0					

Officials: Laura Dominguez,Corey Malone,Chet Martin  
Technical fouls: Lander-None. Lubbock Christian-None.  
Attendance: 612  
2021-22 Women's Basketball. Round: 0. Lander vs Lubbock Christian. Played at R

Score by periods	1st	2nd	3rd	4th	Total
Lander	14	23	21	14	72
Lubbock Christian	13	20	21	22	76

## Daemen vs Lubbock Christian 11/20/21 8:00 pm at Lubbock, TX

### Daemen 37 • 2-2,0-0 ECC

#	Player		Total		3-Ptr	Rebounds			PF	TP	A	TO	Blk	Stl	Min
			FG-FGA	FG-FGA	FT-FTA	Off	Def	Tot							
15	Mickayla Ivy	f	3-9	0-2	2-4	1	1	2	4	8	1	1	0	1	21
25	Katie Titus	f	3-9	0-0	0-0	1	6	7	2	6	1	2	1	0	29
01	Tiara Filbert	g	1-8	0-4	2-2	0	4	4	2	4	1	3	0	0	32
03	Alahna Paige	g	3-7	0-0	1-2	0	5	5	2	7	3	1	0	0	29
13	Kaytlyn Matz	g	1-3	0-2	0-0	0	2	2	2	2	1	2	0	0	13
02	Maddy Stearns		0-0	0-0	0-2	0	0	0	0	0	0	0	0	0	1
04	Sydney Hvizdzak		1-5	1-5	2-2	0	4	4	2	5	0	1	1	0	27
10	Autumn Buchsenschutz		0-0	0-0	0-0	0	0	0	0	0	1	0	0	0	4
14	Sarah Cloutier		0-3	0-0	0-0	0	0	0	0	1	0	0	0	0	10
20	Alina Estrella		0-0	0-0	0-0	1	1	2	0	0	0	1	0	0	5
24	Natalie Angeletti		1-3	0-0	0-0	4	5	9	1	2	2	4	0	0	23
32	Gina Fumerelle		0-0	0-0	0-0	0	0	0	0	0	0	0	0	0	1
55	Marina Maerkl		1-2	0-0	1-4	0	1	1	3	3	0	0	0	0	7
	Team					2	0	2			2				
Totals			14-49	1-13	8-16	9	29	38	19	37	10	17	2	1	202
1st	FG %: 2-11 18.2%		2nd: 3-15 20.0%	3rd: 5-12 41.7%	4th: 4-11 36.4%	Game: 14-49 28.6%		Deadball Rebound %: 0-0 0.0%							
	FT %: 2-2 100.0%		1-2 50.0%	2-6 33.3%	3-6 50.0%	8-16 50.0%									

# LUBBOCK CHRISTIAN UNIVERSITY WOMEN'S BASKETBALL GAME NOTES

## Lubbock Christian vs Hawaii Pacific 11/26/21 4:00 pm at Honolulu, HI

### Lubbock Christian 73 • 8-1,0-0 Lone Sta

#	Player	Total			Rebounds			PF	TP	A	TO	Blk	Stl	Min	
		FG-FGA	FG-FGA	FT-FTA	Off	Def	Tot								
22	Juliana Robertson	f	2-4	0-0	1-2	1	12	13	4	5	4	3	0	1	29
01	Ashton Duncan	g	6-12	6-11	0-0	0	1	1	0	18	2	1	0	0	31
05	Laynee Burr	g	4-6	0-1	0-0	1	3	4	3	8	4	1	0	0	26
14	Channing Cunyus	g	3-5	1-1	2-2	0	4	4	1	9	1	0	0	1	25
21	Allie Schulte	g	9-14	4-7	0-0	0	4	4	1	22	6	0	0	5	32
00	Grace Foster		0-0	0-0	2-2	0	1	1	0	2	0	1	0	0	12
02	Maci Maddox		0-2	0-0	0-0	0	0	0	0	0	0	1	0	0	7
03	Audrey Robertson		0-2	0-1	0-0	0	0	0	0	2	0	1	0	0	16
12	Savannah Sumrall		1-1	0-0	0-0	0	0	0	1	2	0	2	0	0	3
15	Shaylee Stovall		0-0	0-0	1-2	0	1	1	1	1	0	0	0	0	6
20	Carli Bostwick		0-1	0-1	0-2	0	0	0	0	0	0	0	0	1	3
23	Brylee Winfrey		0-0	0-0	0-0	0	2	2	2	0	1	0	0	0	3
30	Audrey Spurgin		0-1	0-0	0-0	0	0	0	0	0	0	0	0	0	3
34	Whitney Cox		1-1	0-0	0-0	0	0	0	0	2	0	0	0	0	3
40	Reese Schumann		0-0	0-0	2-2	1	0	1	0	2	0	0	0	0	1
Team						1	2	3			2				
Totals			27-49	11-22	8-12	4	30	34	13	73	18	12	0	8	200
1st - FG %:		7-14	50.0%	2nd: 8-13	61.5%	3rd: 7-12	58.3%	4th: 5-10	50.0%	Game: 27-49		55.1%	Deadball		
3FG %:		3-9	33.3%	5-7	71.4%	2-2	100.0%	1-4	25.0%	11-22		50.0%	Rebound		
FT %:		3-4	75.0%	0-0	0.0%	2-2	100.0%	3-6	50.0%	8-12		66.7%			

### Hawaii Pacific 52 • 3-2,0-0 PacWest

#	Player		Total		3-Ptr		Rebounds			PF	TP	A	TO	Blk	Stl	Min
			FG-FGA	FG-FGA	FT-FTA	Off	Def	Tot								
03	Amy Baum	g	4-11	0-4	0-2	1	8	9	1	8	5	4	0	2	38	
04	Makaela Zeldenryk	g	2-11	1-8	0-0	1	1	2	2	5	0	1	1	0	35	
21	Avery Cargill	g	5-11	4-8	2-2	0	2	2	1	16	0	3	0	0	38	
25	Julia Razo	g	2-7	0-3	2-4	2	3	5	1	6	0	0	0	0	27	
30	Tavia Rowell	g	2-10	1-3	2-2	1	1	2	2	7	1	0	0	0	25	
01	Abby Wrede		0-1	0-1	0-0	0	0	0	0	1	1	0	0	0	3	
02	Haley Masaki		0-0	0-0	0-0	0	1	1	1	0	1	0	0	0	6	
05	Maleah Turner		0-0	0-0	0-0	0	0	0	0	0	0	0	0	0	2	
11	Allison Ross		3-4	0-0	4-4	2	0	2	1	10	1	0	0	1	16	
14	Jordyn Jensen		0-1	0-0	0-0	0	0	0	1	0	0	1	0	0	2	
23	Ella Berge		0-1	0-1	0-0	0	2	2	3	0	0	0	0	0	6	
24	Anau Tu'ivai		0-0	0-0	0-0	0	0	0	1	0	0	0	0	0	1	
32	Devyn O'Brien		0-0	0-0	0-0	0	1	1	0	0	0	0	0	0	1	
Team						4	2	6			1					
Totals				18-57	6-28	10-14	11	21	32	14	52	9	10	1	3	200
1st - FG %:			5-15	33.3%	2nd: 3-13	23.1%	3rd: 8-16	50.0%	4th: 2-13	15.4%	Game: 18-57	31.6%	Deadball			
3FG %:			2-8	25.0%	1-5	20.0%	1-7	14.3%	6-6	100.0%	6-28	21.4%	Rebounds			
FT %:			0-2	0.0%	2-2	100.0%	2-2	100.0%			10-14	71.4%	2			

Officials: Steve Piercy,Pete Arceo,Tim Tamashiro  
Technical fouls: Lubbock Christian-Laynee Burr. Hawaii Pacific-None.  
Attendance: 152  
2021-22 Women's Basketball. Round: 0. Hawaii Pacific vs Lubbock Christian. Play

Score by periods	1st	2nd	3rd	4th	Total
Lubbock Christian	20	21	18	14	73
Hawaii Pacific	12	10	19	11	52

## Lubbock Christian vs Western N.M. 12/11/21 2:00 pm at Silver City, NM

### Lubbock Christian 67 • 10-1,0-0 Lone Sta

#	Player		Total		3-Ptr		Rebounds				PF	TP	A	TO	Blk	Stl	Min
			FG-FGA	FG-FGA	FT-FTA	Off	Def	Total									
22	Juliana Robertson	f	2-5	0-1	1-2	0	0	0	0	5	1	1	0	0	0	15	
01	Ashton Duncan	g	3-6	1-3	0-0	1	3	4	1	7	0	0	0	1	18		
05	Laynee Burr	g	4-7	0-1	0-0	1	1	2	0	8	2	0	0	2	19		
14	Channing Cunyus	g	2-5	2-2	0-0	1	0	1	1	6	1	1	0	3	21		
21	Allie Schulte	g	3-8	0-2	0-0	0	1	1	0	6	0	0	0	4	17		
00	Grace Foster	g	4-6	2-2	1-2	0	1	1	1	11	2	1	1	0	14		
02	Maci Maddox	g	1-4	0-1	0-0	0	2	2	1	2	0	0	0	2	18		
03	Audrey Robertson	g	4-5	1-1	0-0	0	2	2	9	0	0	0	0	1	13		
12	Savannah Sumrall	g	0-1	0-0	0-0	0	1	1	0	0	0	0	0	1	9		
15	Shaylee Stovall	g	2-3	2-3	0-0	0	0	0	1	6	0	1	0	0	13		
20	Carli Bostwick	g	0-0	0-0	0-0	0	0	0	0	0	0	1	0	0	7		
23	Brylee Winfrey	g	0-2	0-2	0-0	0	1	1	1	0	2	0	0	1	9		
30	Audrey Spurgin	g	0-3	0-0	1-2	0	0	0	2	1	0	1	0	0	5		
34	Whitney Cox	g	0-1	0-0	4-4	0	4	4	1	4	2	1	0	0	13		
40	Reese Schumann	g	1-2	0-0	0-0	1	3	4	0	2	0	0	0	0	9		
Team						0	0	0			1						
Totals			26-58	8-18	7-10	4	19	23	12	67	12	8	2	15	200		
1st - FG %:			9-16	56.3%	2nd: 9-17	52.9%	3rd: 4-13	30.8%	4th: 4-12	33.3%	Game: 26-58		44.8%	Deadball			
3FG %:			1-3	33.3%	4-7	57.1%	0-3	0.0%	3-5	60.0%	8-18		44.4%	Rebounds			
FT %:			1-2	50.0%	0-0	0.0%	4-4	100.0%	2-4	50.0%	7-10		70.0%	5,5			

### Western N.M. 39 • 3-4,0-0 Lone Sta

#	Player		Total			3-Ptr			Rebounds			PF	TP	A	TO	Blk	Stl	Min
			FG-FGA	FG-FGA	FT-FTA	Off	Def	Total										
03	Zyan Smith	f	3-10	0-2	2-2	0	5	5	0	8	2	3	0	0	33			
24	Destiney Johnson	f	0-6	0-0	2-2	1	6	7	3	2	1	1	0	1	28			
05	Alina Simon	g	2-3	1-2	0-0	0	3	4	0	5	0	4	0	0	22			
10	Cassandra Vickery	g	1-4	1-1	0-0	1	0	1	4	3	0	1	0	0	20			
23	Abigail Walter	g	2-6	1-4	0-0	1	2	3	0	5	3	5	0	0	29			
04	Cynaye Bobbitt		0-1	0-1	0-0	0	0	0	0	0	0	0	0	0	2			
12	Myla Lee		4-8	0-2	0-1	0	3	3	1	8	1	5	0	2	24			
21	Olivia Lee		3-5	0-0	0-1	1	4	5	4	6	1	1	0	0	22			
31	Bria Reed		0-0	0-0	0-0	0	0	0	0	0	0	0	0	0	5			
32	Kaela Chavez		1-3	0-2	0-0	0	1	1	0	2	0	2	0	1	15			
Team						0	0	0			1							
Totals			16-46	3-14	4-6	5	24	29	12	39	8	23	0	4	200			
1st - FG %:		4-12	33.3%	2nd: 3-12	25.0%	3rd: 5-12	41.7%	4th: 4-10	40.0%	Game: 16-46	34.8%	Deadball						
3FG %:		1-3	33.3%	0-1	0.0%	1-5	20.0%	1-5	20.0%	3-14	21.4%	Rebounds						
FT %:		0-1	0.0%	0-0	0.0%	2-3	66.7%	2-2	100.0%	4-6	66.7%	3,2						

Officials: R Skottr,A Avrumi,T Clark  
Technical fouls: Lubbock Christian-None. Western N.M.-None.  
Attendance: 126  
2021-22 Women's Basketball. Round: 0. Lubbock Christian vs Western N.M.. Playe

Score by periods	1st	2nd	3rd	4th	Total
Lubbock Christian	20	22	12	13	67
Western N.M.	9	6	13	11	39

## West Tex. A&M vs Lubbock Christian 12/07/21 6:00 pm at Lubbock, TX

### West Tex. A&M 49 • 6-6,0-0 Lone Sta

#	Player		Total		3-Ptr		Rebounds			PF	TP	A	TO	Blk	Stl	Min
			FG-FGA	FG-FGA	FT-FTA	Off	Def	Tot								
21	Alivia Lewis	f	5-10	0-0	2-3	1	7	8	3	12	0	6	0	1	29	
33	Jayla Burgess	f	3-7	0-1	2-2	3	4	7	0	8	2	3	0	0	36	
11	Zamorye Roberts	g	3-16	0-6	0-2	1	6	7	1	6	4	2	1	0	33	
23	Karley Motschenbach	g	3-6	0-2	3-4	4	3	7	1	9	1	1	0	5	37	
30	Lauren Taylor	g	2-3	1-2	3-4	0	1	1	3	8	0	1	0	1	29	
03	Haylei Janssens		2-5	2-3	0-0	0	2	2	1	6	0	0	0	0	15	
05	McKaleya Gregory		0-1	0-0	0-0	0	0	0	1	0	0	0	0	0	2	
14	Taylor Williams		0-3	0-1	0-0	0	0	0	1	0	1	0	0	0	16	
24	Jillian Sowell		0-0	0-0	0-0	0	0	0	0	0	0	0	0	0	3	
Team			18-51	FG-FGA	10-15	1	2	3			1					
Totals				3-15	0-10	10	25	35	11	49	18-51	1	7	200		
1st: FG %: 9-12 66.7% 2nd: 1-12 8.3% 3rd: 5-14 35.7% 4th: 4-13 30.8% Game: 18-51 35.3% Deadball																
3FG %: 2-3 66.7% 0-5 0.0% 1-3 33.3% 0-2 0.0% 3-15 20.0% Rebounds																
FT %: 4-5 80.0% 1-4 25.0% 3-3 100.0% 2-3 66.7% 10-15 66.7% 2																

## OPPONENT BREAKDOWN

### Texas A&M - Kingsville (4-16, 3-15)



Location: Kingsville, Texas  
 Enrollment: 6,900  
 Head Coach: Michael Madrid  
 Assistant Coach: Kayla Weaver

## ALL-TIME MEETINGS (LCU leads 1-0)

Date	Winner	Score
2/22/20	LCU (h)	71-29

a - road team won  
 h - home team won

### LCU SERIES HIGHS

<b>Points:</b>	71	vs. TAMUK 2/22/20
<b>Individual Points:</b>	15	Maddi Chitsey 2/22/20
<b>Field Goal %:</b>	.500	vs. TAMUK 2/22/20
<b>Indiv. FG made:</b>	7	Maddi Chitsey 2/22/20
<b>Three-pointers:</b>	8	vs. TAMUK 2/22/20
<b>Individual "3's":</b>	2	two tied
<b>Rebounds:</b>	42	vs. TAMUK 2/22/20
<b>Individual Reb:</b>	6	two tied
<b>Assists:</b>	20	vs. TAMUK 2/22/20
<b>Individual Assists:</b>	5	Madelyn Turner 2/22/20
<b>Blocks:</b>	7	vs. TAMUK 2/22/20
<b>Individual Blocks:</b>	2	three tied

## ROSTER

#	Name	Pos	Ht	Yr.	Hometown (High School / Previous School)
00	Lidia Guiral	G	6-0	Sr.	Fraga, Spain (Northeastern Oklahoma A&M)
1	Daisah Purnell	F	5-11	Jr.	Kansas City, Mo. (Highland CC)
4	Bridget Upton	G	5-6	So.	George West, Texas (George West HS)
5	Madison Lucas	G	5-7	Fr.	Houston, Texas (St. Agnes Academy)
10	Treasure Mouton	G	5-8	Jr.	Houston, Texas (Hightower HS / Temple College / Tyler JC)
11	Angelica Wall	F	5-11	R-Sr.	Pueblo, Colo. (Pueblo County HS / Adams State)
13	Ravae Payne	G	5-5	Jr.	Pearland, Texas (Pearland HS / South Plains College)
21	Jalynn Johnson	G/F	5-10	So.	Sugar Land, Texas (Tyler JC)
23	Anastacia Mickens	F	5-11	Jr.	Beaumont, Texas (McLennan CC)
32	Bri-Anna Soliz	F	5-9	So.	San Angelo, Texas (Lakeview HS)
44	Maeghan Palmer	F	6-0	Fr.	Midlothian, Texas (Midlothian HS)

## TEAM STATISTICS

### Game Records

Record	Overall	Home	Away	Neutral
ALL GAMES	6-4	4-0	1-3	1-1
CONFERENCE	0-0	0-0	0-0	0-0
NON-CONFERENCE	6-4	4-0	1-3	1-1

### Score by Periods

Team	1st	2nd	3rd	4th	OT	TOT
Tex. A&M-Kingsville	128	131	158	176	0	593
Opponents	133	144	137	167	0	581

### Team Box Score

No.	Player	GP-GS	MIN	AVG	FG-FGA	FG%	3FG-3FGA	3FG%	FT-FTA	FT%	OFF	DEF	TOT	AVG	PF	DQ	A	TO	BLK	STL	PTS	AVG
3	PENA, Brianna	6-1	147:43	24.6	22-61	.361	4-13	.308	19-25	.760	3	8	11	1.8	13	0	13	10	0	4	67	11.2
00	CHERRY, Mia	8-8	197:59	24.7	27-56	.482	13-31	.419	11-13	.846	3	22	25	3.1	12	0	5	15	0	9	78	9.8
24	TSCHITTER, Jayde	10-10	256:19	25.6	27-77	.351	22-58	.379	11-12	.917	6	15	21	2.1	8	0	12	16	0	12	87	8.7
20	OHIAERI, Georgia	10-10	237:08	23.7	29-76	.382	1-13	.077	20-37	.541	6	37	43	4.3	25	1	6	27	3	10	79	7.9
10	RIVERS, Mia	10-9	310:29	31.0	26-63	.413	2-11	.182	19-28	.679	6	19	25	2.5	16	0	31	28	3	16	73	7.3
22	MICKENS, Anastacia	10-1	183:10	18.3	20-48	.417	3-7	.429	20-25	.800	26	29	55	5.5	28	0	5	20	4	10	63	6.3
11	JONES, Kryslyn	10-1	195:43	19.6	19-66	.288	3-27	.111	12-15	.800	11	20	31	3.1	11	0	16	18	1	16	53	5.3
23	WILLIAMS, Devon	10-9	147:17	14.7	16-31	.516	2-5	.400	6-10	.600	13	24	37	3.7	25	3	3	12	7	7	40	4.0
35	PAYNE, Janessa	10-0	165:04	16.5	13-43	.302	11-36	.306	2-2	1.000	6	16	22	2.2	8	0	11	5	5	3	39	3.9
14	DOMINGUEZ, Annelise	9-0	81:56	9.1	4-22	.182	4-16	.250	0-0	.000	1	10	11	1.2	5	0	4	3	1	1	12	1.3
41	LAKE, Veyda	7-1	70:17	10.0	1-5	.200	0-0	.000	0-0	.000	0	4	4	0.6	7	0	1	3	2	1	2	0.3
5	HERRERA, Kaia	1-0	00:49	0.8	0-0	.000	0-0	.000	0-0	.000	0	1	1	1.0	0	0	0	0	0	0	0	0.0
44	PALMER, Maeghan	1-0	03:57	4.0	0-0	.000	0-0	.000	0-0	.000	0	0	0	0.0	3	0	0	1	0	0	0	0.0
21	SUAREZ, Naheim	1-0	02:10	2.2	0-0	.000	0-0	.000	0-0	.000	0	0	0	0.0	0	0	0	0	0	0	0	0.0
Team											20	25	45					10				
Total		10	2000		204-548	.372	65-217	.300	120-167	.719	101	230	331	33.1	161	4	107	168	26	89	593	59.3
Opponents		10	2000		219-563	.389	44-188	.234	99-132	.750	123	257	380	38.0	179	6	127	192	22	76	581	58.1

## 2021-2022 RESULTS

Date	Opponent	Score
11/12/2021	Chadron St.	W 58-51
11/18/2021	at MSU Denver	L 44-50
11/19/2021	at UC-Colo. Springs	W 59-57
11/24/2021	Western Ore.	W 66-56
11/26/2021	vs Minnesota St.	L 59-78
11/27/2021	vs East Central	W 73-68
12/02/2021	Tex. Permian Basin	W 61-53
12/04/2021	Angelo St.	W 61-43
12/18/2021	at St. Edward's	L 60-69
12/20/2021	at St. Mary's (TX)	L 52-56



## OPPONENT BREAKDOWN

### TEXAS A&M INT'L (9-1, 0-0)



Location: Laredo, Texas

Enrollment: 7,658

Head Coach: Nate Vogel

Assistant Coach: Lonika Thompson,  
Catrina Green

## ALL-TIME MEETINGS (LCU leads 18-1)

Date	Winner	Score
11/21/05	LCU (r)	79-58
11/30/06	LCU (h)	77-61
1/4/14	LCU (h)	104-66
2/13/14	LCU (r)	94-89
12/18/14	LCU (h)	87-68
2/28/15	TAMU (h)	68-60
12/17/15	LCU (r)	75-55
2/27/16	LCU (h)	74-61
1/2/17	LCU (r)	72-53
2/2/17	LCU (h)	84-49
1/4/18	LCU (h)	73-53
2/3/18	LCU (r)	69-46
3/1/18	LCU (t1)	78-42
1/10/19	LCU (r)	89-39
2/9/19	LCU (h)	88-39
3/7/19	LCU (t1)	91-43
2/20/20	LCU (h)	71-36
1/22/21	LCU (h)	71-61
1/23/21	LCU (h)	85-42

(h) - home team won

(r) - road team won

(t1) - Heartland Conf. Tournament (Tulsa, Okla)

### LCU SERIES HIGHS (Since 2008)

<b>Points:</b>	104	vs. TAMU 1/4/14
Individual Points:	26	Bailey Haist 1/2/17
<b>Field Goal %:</b>	.569	vs. TAMU 3/1/18
Indiv. FG made:	9	Bailey Haist 1/2/17
<b>Three-pointers:</b>	16	vs. TAMU 2/2/17
Individual "3's":	8	Bailey Haist 1/2/17
<b>Rebounds:</b>	59	vs. TAMU 12/18/14
Individual Reb:	14	Kellyn Schneider 12/18/14
<b>Assists:</b>	27	vs. TAMU 2/2/17
Individual Assists:	9	Nicole Hampton 2/27/16
<b>Blocks:</b>	7	2 times
Individual Blocks:	6	Tess Bruffey 1/4/18

## ROSTER

No.	Name	Pos.	Class	Ht.	Hometown	Prior School
1	Evelyn Quiroz	G	Fr.	5-5	Laredo, Texas	United HS
2	Silvia Blanco	W	Fr.	6-0	Madrid, Spain	IES Gerardo Diego
3	Lena Yoonis	F	Gr.	6-2	Marietta, Ga.	Tuskegee
5	Milinda Arguellez	W	Fr.	5-7	Tucson, Ariz.	Flowing Wells HS
10	Eva Langton	W	Sr.	6-1	Opunake, New Zealand	Western Nebraska CC
12	Emily Swiercz	W	So.	5-8	Carleton, Mich.	Macomb CC
13	Clara Fernandez	W	So.	6-0	Vitoria, Spain	Santa Maria Marianistas HS
14	Vanessa Herrera	G	Fr.	5-4	El Paso, Texas	Eastlake HS
21	Audry Hornaday	G	Fr.	5-8	Mission, Texas	Sharyland Pioneer HS
23	Rai Brown	F	So.	6-1	Wheatley Heights, N.Y.	Queens College
24	Madison Ansari	W	Fr.	5-10	Constable, N.Y.	Franklin Academy HS
30	Connor Watkins	W	Jr.	6-0	Portageville, Mo.	State Fair CC
32	Kayla Presley	G	Fr.	5-7	Kyle, Texas	San Marcos HS
35	Sophia Haberer	W	Fr.	6-0	San Antonio, Texas	Louis D. Brandeis HS
45	Ally Winnen	F	Fr.	6-1	Cleveland, Ohio	Saginaw Valley State

## TEAM STATISTICS

Game Records					Score by Periods									
Record	Overall	Home	Away	Neutral	Team	1st	2nd	3rd	4th	OT	TOT			
ALL GAMES	9-1	6-0	3-1	0-0	Tex. A&M Int'l	212	180	195	185	0	772			
CONFERENCE	0-0	0-0	0-0	0-0	Opponents	162	144	157	179	0	642			
NON-CONFERENCE	9-1	6-0	3-1	0-0										

Team Box Score																							
No.	Player	GP-GS	MIN	AVG	FG-FGA	FG%	3FG-3FGA	3FG%	FT-FTA	FT%	OFF	DEF	TOT	AVG	PF	DQ	A	TO	BLK	STL	PTS	AVG	
23	BROWN, Ralana	10-9	25:45	25.9	72-109	.661	0-0	.000	35-65	.538	19	31	50	5.0	24	0	15	18	4	18	179	17.9	
12	SWIERCZ, Emily	6-6	14:34	23.4	24-57	.421	15-39	.385	13-14	.929	2	4	6	1.0	16	0	17	16	0	13	76	12.7	
10	LANGTON, Eva	10-10	35:12	35.1	38-70	.543	10-29	.345	20-23	.870	13	33	46	4.6	21	0	38	33	10	19	106	10.6	
13	FERNANDEZ, Clara	10-10	31:34	31.3	37-78	.474	7-24	.292	21-30	.700	23	42	65	6.5	27	1	25	36	2	18	102	10.2	
1	QUIROZ, Evelyn	10-10	28:55	28.7	29-78	.372	5-21	.238	38-44	.864	9	26	35	3.5	27	2	38	37	0	9	101	10.1	
14	HERRERA, Vanessa	1-0	07:42	7.7	1-3	.333	1-3	.333	5-6	.833	0	1	1	1.0	3	0	1	1	0	0	8	8.0	
32	PRESLEY, Kayla	10-3	18:48	18.4	19-47	.404	7-16	.438	32-45	.711	7	15	22	2.2	15	0	22	12	0	14	77	7.7	
35	HABERER, Sophia	7-0	51:25	7.3	12-18	.667	0-0	.000	5-10	.500	4	5	9	1.3	7	0	1	7	0	2	29	4.1	
3	YOONIS, Lena	10-2	12:59	12.2	14-30	.467	1-6	.167	8-15	.533	11	21	32	3.2	23	2	5	32	4	13	37	3.7	
21	HORNADAY, Audry	8-0	10:87	13.5	8-26	.308	8-26	.308	3-6	.500	8	15	23	2.9	11	0	10	2	0	3	27	3.4	
2	BLANCO, Silvia	10-0	16:44	16.7	7-28	.250	5-19	.263	6-10	.600	7	11	18	1.8	16	0	7	23	0	7	25	2.5	
5	ARGUELLEZ, MiLinda	2-0	09:34	4.8	1-3	.333	0-1	.000	3-5	.600	1	0	1	0.5	3	0	0	1	0	0	5	2.5	
Team												12	14	26					6				
Total		10	2000		262-547	.479	59-184	.321	189-273	.692	116	218	334	33.4	193	5	179	224	20	116	772	77.2	
Opponents		10	2000		222-574	.387	48-187	.257	150-208	.721	124	187	311	31.1	243	8	139	231	25	121	642	64.2	

## 2021-2022 RESULTS

Date	Opponent	Score
11/13/2021	Chadron St.	W 92-72
11/20/2021	N.M. Highlands	W 67-53
11/25/2021	Saint Martin's	W 91-82
11/26/2021	Western Ore.	W 83-59
12/02/2021	Angelo St.	W 98-67
12/04/2021	Tex. Permian Basin	W 65-56
12/08/2021	at Saint Leo	L 80-89
12/11/2021	at Florida A&M	W 68-55
12/16/2021	at St. Edward's	W 72-63
12/18/2021	at St. Mary's (TX)	W 56-46



## SINGLE-SEASON RECORDS

## Points Scored:

657	Beth Capps	1996-97
574	Beth Capps	1995-96
562	Kelsey Canavan	2011-12
560	Jordan Hampton	2006-07
543	Olivia Robertson	2018-19

## Points Per Game Average:

22.7	Beth Capps	1996-97
20.0	Kechia Mason	1997-98
19.9	Burgundy Bass	1989-90
18.7	Nettie Gilbreath	1986-87

## Field Goals Attempted:

516	Tonya Ivie	1981-82
492	Beth Capps	1995-96
435	Darla Lynch	1980-81
429	Kelsey Canavan	2011-12
425	Beth Capps	1996-97

## Field Goals Made:

237	Beth Capps	1996-97
236	Kelsey Canavan	2011-12
217	Tonya Ivie	1981-82
210	Beth Capps	1995-96
202	Mamy N'Kolomoni	2000-01

## Field Goal Percentage (Min. 300 Att.):

.580	Nicole Hampton	2015-16
.561	Roberta Ross	1986-87
.558	Beth Capps	1996-97
.556	Tess Bruffey	2015-16
.554	Carol Hise	1990-91

## Assists:

221	Krista Lent	1990-91
211	Nicole Hampton	2015-16
197	Sierra Lovorn	2007-08
192	Nicole Hampton	2012-13
189	Krista Lent	1989-90

## Three Pointers Attempted:

216	Kelsey Hoppel	2015-16
203	Angie Taylor	1997-98
188	Sierra Lovorn	2007-08
182	Ashton Duncan	2019-20
180	Lauren Abbott	2004-05

## Three Pointers Made:

90	Kelsey Hoppel	2015-16
79	Ashton Duncan	2019-20
74	Kelsey Hoppel	2012-13
74	Jordan Hampton	2007-08
74	Angie Taylor	1997-98

## Three Point Percentage (Min. 100 Att.):

.517	Allie Schulte	2018-19
.497	Jordan Hampton	2007-08
.469	Kelsey Hoppel	2013-14
.466	Jordan Hampton	2006-07
.463	Bailey Haist	2014-15

## Steals:

115	Krista Lent	1990-91
107	Nicole Hampton	2015-16
105	Sherry Blackwell	1990-91
102	Tina Phillips	1991-92
99	Selestine Hurst	1996-97

## Free Throws Attempted:

228	Mamy N'Kolomoni	2001-02
212	Beth Capps	1996-97
211	Carolyn Manning	2007-08
201	Emily Pool (Atkins)	2010-11
197	Emily Pool (Atkins)	2011-12

## Free Throws Made:

177	Carolyn Manning	2007-08
166	Beth Capps	1996-97
157	Emily Pool (Atkins)	2011-12
156	Jordan Hampton	2006-07
153	Mamy N'Kolomoni	2001-02

## Free Throw Percentage (Min. 50 Att.):

.938	Kelsey Hoppel	2013-14
.924	Nicole Hampton	2011-12
.922	Caitlyn Cunyus	2017-18
.921	Nicole Hampton	2012-13
.913	Brittany Roberts (Hampton)	2011-12

## Blocked Shots:

129	Tess Bruffey	2017-18
113	Kellyn Schneider	2014-15
108	Tess Bruffey	2016-17
91	Kellyn Schneider	2015-16
86	Tess Bruffey	2014-15

## Rebounds:

310	Nicole Hampton	2012-13
288	Kellyn Schneider	2014-15
282	Carolyn Manning	2007-08
281	Tess Bruffey	2017-18
278	Darla Lynch	1981-82

## Rebounds Per Game:

10.5	Laura Geurin	1983-84
10.3	Kellyn Schneider	2014-15
10.1	Nettie Gilbreath	1986-87
9.9	Darla Lynch	1981-82
9.2	Mamy N'Kolomoni	2000-01

## CAREER RECORDS

## Points Scored:

1,796	Nicole Hampton	2011-16
1,773	Beth Capps	1995-97
1,767	Jordan Hampton	2005-09
1,728	Tess Bruffey	2014-18
1,725	Emily Pool (Atkins)	2010-14

## Points Per Game Average:

17.1	Nettie Gilbreath	1985-87
16.1	Beth Capps	1993-97
15.8	Burgundy Bass	1987-90
15.4	Darla Lynch	1979-83

## Field Goals Attempted:

1,387	Darla Lynch	1979-83
1,352	Tess Bruffey	2014-18
1,316	Beth Capps	1993-97
1,278	Mamy N'Kolomoni	1998-02
1,213	Emily Pool (Atkins)	2010-14

## Field Goals Made:

640	Beth Capps	1993-97
631	Tess Bruffey	2014-18
628	Mamy N'Kolomoni	1998-02
590	Nicole Hampton	2011-16
588	Darla Lynch	1979-83

## Field Goal Percentage (Min. 700 Att.):

.585	Haley Fowler	416-711
.547	Kelsey Canavan	416-760
.540	Nicole Hampton	590-1093
.511	Roberta Ross	362-709
.510	Maddi Chitsey	503-987

## Assists:

659	Nicole Hampton	2011-16
633	Sierra Lovorn (Wilcox)	2005-09
439	Haley Burton	2010-15
397	Brittany Roberts (Hampton)	2008-12
367	Allie Schulte	2017-->

## Three Pointers Attempted:

672	Sierra Lovorn (Wilcox)	2005-09
646	Kelsey Hoppel	2011-16
560	Jordan Hampton	2005-09
559	Haley Burton	2010-15
550	Ashton Duncan	2017-->

## Three Pointers Made:

272	Kelsey Hoppel	2011-16
248	Jordan Hampton	2005-09
234	Sierra Lovorn (Wilcox)	2005-09
219	Ashton Duncan	2017-->
204	Haley Burton	2010-15

## Three Point Percentage (Min. 200 Att.):

.443	Jordan Hampton	192-407
.421	Kelsey Hoppel	272-646
.407	Brittany Roberts (Hampton)	154-378
.407	Bailey Haist	148-364
.391	Lindsay Reeves	83-212

## Steals:

330	Nicole Hampton	2011-16
271	Sherry Brown	1979-83
258	Allie Schulte	2017-->
235	Sherry Blackwell	1988-91
226	Tabitha Qubty-Sellers	2000-04

## Free Throws Attempted:

725	Emily Pool (Atkins)	2010-14
706	Mamy N'Kolomoni	1998-02
586	Beth Capps	1993-97
560	Nicole Hampton	2011-16
519	Jordan Hampton	2005-09

## Free Throws Made:

565	Emily Pool (Atkins)	2010-14
510	Nicole Hampton	2011-16
459	Brittany Roberts (Hampton)	2008-12
456	Mamy N'Kolomoni	1998-02
449	Jordan Hampton	2005-09

## Free Throw Percentage (Min. 100 Att.):

.911	Nicole Hampton	510-560
.874	Brittany Roberts (Hampton)	458-525
.873	Olivia Robertson	282-323
.865	Jordan Hampton	449-519
.848	Severyn Smith	224-264

## Blocked Shots:

396	Tess Bruffey	2014-18
204	Kellyn Schneider	2014-16
174	Suzanne Copeland	1988-92
149	Maddi Chitsey	2016-20
122	Candace Clenney	2002-06

## Rebounds:

1,053	Nicole Hampton	2011-16
911	Mamy N'Kolomoni	1998-02
845	Tess Bruffey	2014-18
838	Darla Lynch	1979-83
732	Carol Hise	1990-94

## Rebounds Per Game:

9.39	Nettie Gilbreath	1985-87
8.38	Darla Lynch	1979-83
8.10	Nicole Hampton	2011-16
8.09	Kellyn Schneider	2014-16
7.92	Sharon Marion	1984-86

## SINGLE GAME TEAM RECORDS

Points Scored:	
Lady Chaps:	125 vs Whittier College (12/28/94)
Opponents:	110 Panhandle State (2/11/93)
Individual:	38 Beth Capps (1/22/96)
Field Goals Made:	
Lady Chaps:	52 vs Whittier College (1/28/94)
Opponents:	44 Midwestern State (1/9/87)
Individual:	16 Nettie Gilbreath (1/10/87), Beth Capps (11/22/96 & 2/1/96)
Field Goals Attempted:	
Lady Chaps:	94 vs McMurry (2/26/82)
Opponents:	95 Bishop College (1/7/82)
Individual:	29 Beth Capps (2/1/96)
Field Goal Percentage:	
Lady Chaps:	.692 (36-52) vs Eastern New Mexico (11/29/14)
Opponents:	.714 Panhandle State (1/15/90)
Three Pointers Made:	
Lady Chaps:	18 vs Oklahoma Panhandle State (2/18/17)
Opponents:	16 Cameron (12/19/19)
Individual:	8 - Ashton Duncan (12/11/20) , Bailey Haist (1/2/17)
Three Pointers Attempted:	
Lady Chaps:	44 vs Oklahoma City (12/10/15)
Opponents:	41 Whittier College (12/28/94)
Individual:	19 Burgundy Bass (1/18/90)
Three Pointer Percentage:	
Lady Chaps:	.667 (12-18) vs Western New Mexico (11/17/17)
Opponents:	.700 (14-20) Southern Nazarene (1/31/08)
Free Throws Made:	
Lady Chaps:	40 vs Panhandle State (1/26/84)
Opponents:	38 St. Gregory's (2/2/02)
Individual:	15 Nicole Hampton (1/14/16)
Free Throws Attempted:	
Lady Chaps:	51 vs Panhandle State (2/11/93)
Opponents:	46 - 2 times
Individual:	17 Becky Hinojos (2/11/93), Mamy N'Kolomoni (3/1/02) and Nicole Hampton (1/14/16)
Free Throw Percentage:	
Lady Chaps:	1.000 (22-22) vs. Newman (2/15/18)
Opponents:	1.000 (21-21) St. Edward's (2/25/17)
Individual:	1.000 (14-14) Nicole Hampton (1/16/14)
Rebounds:	
Lady Chaps:	73 - 2 times (last: vs. Dallas Christian 12/31/09)
Opponents:	73 McMurry (1/23/82)
Individual:	20 Mamy N'Kolomoni (2/24/01)
Assists:	
Lady Chaps:	39 vs McMurry (1/17/89)
Opponents:	29 McMurry (1/11/88)
Individual:	13 Sierra Lovorn (2/10/07)
Steals:	
Lady Chaps:	38 vs McMurry (11/12/91)
Opponents:	27 St. Edwards (11/13/87)
Individual:	12 Tina Phillips (11/12/91)
Blocks:	
Lady Chaps:	17 vs. Okla. Panhandle St. (1/19/15) vs. Hardin-Simmons (2/19/91)
Individual:	10 Tess Bruffey - 3 times (12/13/14, 11/26/16, 2/9/17)
Turnovers:	
Lady Chaps:	40 vs. McMurry (2/23/80)
Opoonents:	41 Howard Payne (11/12/90)

## RIP GRIFFIN CENTER RECORDS

### Lady Chap Team Records

<b>Points:</b>	113 vs Northern New Mexico (11/7/09)
<b>Field Goals:</b>	49 vs Dallas Christian (11/4/08)
<b>Field Goals Att.:</b>	91 vs Huston-Tillotson (11/17/00)
<b>Field Goal Pct.:</b>	.692 vs Eastern New Mexico (36-52) (11/29/14)
<b>3-Pointers:</b>	18 vs Oklahoma Panhandle State (2/18/17)
<b>3-Pointers Att.:</b>	44 vs Oklahoma City (12/10/15)
<b>3-Pointers Pct.:</b>	.667 vs USAO (2/28/08) .667 vs Texas - Permian Basin (2/21/15) .667 vs. Western New Mexico (11/17/17)
<b>Free Throws:</b>	35 vs Rogers State (1/19/12)
<b>Free Throw Att.:</b>	44 vs Oklahoma Baptist (2/1/03)
<b>Free Throw Pct.:</b>	1.000 vs Newman (22-22) (2/15/18)
<b>Rebounds:</b>	62 vs Huston-Tillotson (11/17/00)
<b>Assists:</b>	34 vs Dallas Christian (11/4/08)
<b>Blocked Shots:</b>	14 vs Mid-America Christian (11/24/14)
<b>Steals:</b>	26 vs National Christian (12/8/01)

### Lady Chap Individual Records

<b>Points:</b>	36 - Emily Pool (Atkins) vs Northern New Mexico College (11/5/10)
<b>Field Goals:</b>	13 - Mamy N'Kolomoni vs Huston-Tillotson (11/17/00)
<b>Field Goals Att.:</b>	22 - Cari Bigham vs UTPB
<b>Field Goal Pct. (10 attempts):</b>	.917 - Brittany Blackmon (11-12) vs Univ. of the Southwest (11/10/08)
<b>3-Pointers:</b>	8 - Ashton Duncan vs St. Mary's (12/11/20)
<b>3-Pointers Att.:</b>	12 - Lindsay Reeves vs Mesa State (11/21/03) 12 - Kelsey Hoppel vs. Angelo State (3/11/16) 12 - Claire Bruffey vs. Texas A&M Int'l (2/2/17) 12 - Ashton Duncan vs. St. Mary's (12/11/20)
<b>3-Point Pct. (5 attempts):</b>	1.000 - Kelsey Hoppel (5-5) vs.Okla. Christian (2/8/14) 1.000 - Bailey Haist (5-5) vs. St. Edward's (2/19/15)
<b>Free Throws:</b>	12 - 4 Times
<b>Free Throws Att.:</b>	17 - Mamy N'Kolomoni vs Southern Nazarene (3/1/02)
<b>Free Throw Pct. (10 attempts):</b>	1.00 - Tabitha Qubty-Sellers (10-10) vs Okla. Christian (1/18/01) 1.00 - Emily Pool (10-10) vs. Newman (11/23/13) 1.00 - Allie Schulte (10-10) vs. Daemen (11/20/21)
<b>Rebounds:</b>	20 - Mamy N'Kolomoni vs St. Gregory's (2/24/01)
<b>Assists:</b>	13 - Sierra Lovorn vs Oklahoma Baptist (2/10/07)
<b>Blocked Shots:</b>	10 - Tess Bruffey vs. St. Mary's (2/9/17)



RADIO / TV HEADSHOT ROSTER



**0 - GRACE FOSTER**  
Fr. | 6-1 | FW  
Childress, Texas



**1 - ASHTON DUNCAN**  
Gr. | 5-9 | G  
Lubbock, Texas



**2 - MACI MADDOX**  
So. | 5-7  
Lubbock, Texas



**3 - AUDREY ROBERTSON**  
So. | 5-8 | G  
Kerrville, Texas



**4 - RACHEL HAASE**  
Fr. | 5-8 | G  
Amarillo, Texas



**5 - LAYNEE BURR**  
Sr. | 5-9 | G  
Stratford, Texas




**12 - SAVANNAH SUMRALL**  
Jr. | 5-9 | G  
Wellington, Texas



**14 - CHANNING CUNYUS**  
Sr. | 5-9 | G  
Canyon, Texas



**15 - SHAYLEE STOVALL**  
So. | 5-6 | G  
Idalou, Texas



**20 - CARLI BOSTWICK**  
Fr. | 5-9 | FW/G  
Lubbock, Texas



**21 - ALLIE SCHULTE**  
Gr. | 5-10 | G  
Nazareth, Texas



**22 - JULIANA ROBERTSON**  
Gr. | 5-10 | FW  
Kerrville, Texas



**23 - BRYLEE WINFREY**  
Jr. | 5-9 | G  
Canyon, Texas



**30 - AUDREY SPURGIN**  
Fr. | 6-1 | P  
Fredericksburg, Texas




**32 - WHITNEY COX**  
Jr. | 6-1 | FW  
Flower Mound, Texas



**40 - REESE SCHUMANN**  
Fr. | 6-2 | P  
Houston, Texas



**STEVE GOMEZ**  
Head Coach  
19th Season



**VIC SELF**  
Assistant Coach  
10th Season



**KAYCIE WILSON**  
Assistant Coach  
7th Season



**JULIO PACHECO**  
Volunteer Assistant Coach  
2nd Season



**SERENITY SEILER**  
Associate Athletic Trainer  
4th Season