



# LUBBOCK CHRISTIAN UNIVERSITY

## 2021-22 WOMEN'S BASKETBALL GAME NOTES

MEMBERS OF THE LONE STAR CONFERENCE - FIVE NCAA REGION TOURNAMENT APPEARANCES - 2015-16, 18-19 & 20-21 NCAA DIV. II CHAMPIONS

### WOMEN'S BASKETBALL GAME NOTES January 13, 2022

#### LCU LADY CHAPARRALS

**Location** ..... Lubbock, Texas  
**Founded** ..... 1957  
**Enrollment** ..... 2,000  
**Affiliation** ..... NCAA Div. II  
**Conference** ..... Lone Star  
**Nickname** ..... Lady Chaparrals "Lady Chaps"  
**Athletic Director** ..... Scott Larson  
**Sports Information** ..... Chris Due  
**Head Coach** ..... Steve Gomez  
**Career Record (year)** ..... 461-127 / 19th

#### 2021-22 LADY CHAPS SCHEDULE

Date	Site	Opponent	Result
11/5	N	Montevallo !	W 69-55
11/6	A	Montana State Billings !	W 67-51
11/7	N	No.11 Tampa !	W 56-44
11/12	A	Colorado Christian ^	W 60-46
11/13	N	Colorado State Pueblo ^	L 56-64
11/19	H	No.1 Lander	W 76-72
11/20	H	No.20 Daemen College	W 62-37
11/25	N	Minnesota Crookston \$	W 62-42
11/26	A	Hawaii Pacific \$	W 73-52
12/7	H	West Texas A&M	W 60-49
12/11	A	Western New Mexico	W 67-39
12/16	H	Cameron	W 75-61
12/31	A	Texas A&M - Kingsville *	L 42-59
1/2	A	Texas A&M International *	W 62-48
1/6	H	Arkansas Fort Smith *	W 71-34
1/8	H	Oklahoma Christian *	2:00 PM
1/13	A	No.6 Texas A&M - Commerce*	5:30 PM
1/15	A	UT Tyler *	2:00 PM
1/20	H	St. Edward's *	5:30 PM
1/22	H	St. Mary's *	2:00 PM
1/27	A	Angelo State *	5:30 PM
1/29	A	UT Permian Basin *	2:00 PM
2/3	H	Midwestern State *	5:30 PM
2/5	H	Texas Woman's *	2:00 PM
2/10	A	West Texas A&M *	5:30 PM
2/12	A	Cameron *	2:00 PM
2/17	A	Eastern New Mexico	6:30 PM
2/22	H	Eastern New Mexico *	5:30 PM
2/24	H	Western New Mexico *	5:30 PM

\* - Lone Star Conference Game Times are Central

! - D2CCA Tipoff Classic at The Trailhead (Billings, Mont.)  
 ^ - RMAC/Lone Star Conference Tip-Off Classic (Lakewood, Colo.)  
 \$ - Oahu Thanksgiving Classic (Honolulu, Hawaii)



### LONE STAR CONFERENCE



FACEBOOK/LCUCAPS  
 TWITTER: @LCUCAPS  
 INSTAGRAM: @LCUCAPS  
 YOUTUBE: #LCUathletics



#### AT No.6 TEXAS A&M-COMMERCE

Thur. Jan. 13 - 5:30 PM

LONE STAR CONFERENCE GAME >> A&M-COMMERCE FIELD HOUSE (COMMERCE, TEXAS)

LIVE SCORING: <a href="http://statb.us/v/lubb/376521">http://statb.us/v/lubb/376521</a>	RADIO: N/A
WATCH ONLINE: <a href="http://www.lcuchaps.com/live">http://www.lcuchaps.com/live</a>	LISTEN ONLINE: N/A
TAMUC RECORD: 11-1, 0-1 (LSC)	ALL-TIME SERIES: LCU LEADS 4-3
TAMUC: HOME 5-0, ROAD 5-1, NEUTRAL 1-0	LAST MEETING: 3/6/21 vs. TAMUC (W 78-57)
RANKINGS: No.6 NATIONAL TOP-25	LAST WIN BY LCU: 3/6/21
(WBCA & D2SIDA)	LAST WIN BY TAMUC: 1/30/20

#### AT TEXAS TYLER

Sat. Jan. 15 - 2 PM

LONE STAR CONFERENCE GAME >> PATRIOT CENTER (TYLER, TEXAS)

LIVE SCORING: <a href="http://statb.us/v/lubb/379542">http://statb.us/v/lubb/379542</a>	RADIO: N/A
WATCH ONLINE: <a href="http://www.lcuchaps.com/live">http://www.lcuchaps.com/live</a>	LISTEN ONLINE: N/A
UTT RECORD: 8-3, 1-1 (LSC)	ALL-TIME SERIES: LCU LEADS 3-0
UTT: HOME 5-1, ROAD 1-2, NEUTRAL 2-0	LAST MEETING: 1/3/21 AT UTT (W 69-48)
RANKINGS:	LAST WIN BY LCU: 1/3/21
	LAST WIN BY UTT: N/A

#### FEEDING FRENZY

Carrying the target of the No.2 team in the nation, Lubbock Christian University has a pair of host teams attempting to fill their respective venues for a pair of Lone Star Conference contests. The No.2 Chaparrals are on the road this with stops at No.6 Texas A&M-Commerce Thursday, where they are enticing fans with free pizza, and at UT Tyler Saturday, where they are offering fans free tacos. LCU enters the week 13-2 on the season and they are tied for fifth place in the LSC with a 2-1 conference mark.

#### CHAP NOTES

•> Ashton Duncan leads LCU with 37 three-pointers, averaging 2.47 per game (third in the conference). The 37 three-pointers ranks 16th in the nation and leads the LSC (Megan Voigt of Mary leads the nation with 51). Duncan, who is 11 points shy of 900 career points, is second on the team averaging 11.3 points per game. She is 12 three-pointers away

from her 235th three-pointer, which will place her third in program history and passing Sierra Lovorn (Wilcox), who had 234 three-pointers from 2005-2009.

•> The Lady Chaps have claimed the Lone Star Conference Defensive Player of the Week honor in four of the eight weeks the award has been issued. Allie Schulte has received the honor twice, with teammates Grace Foster and Juliana Robertson also receiving the award. Overall for Offensive and Defensive, LCU has claimed five of the 14 honors the LSC has issued this season (four defensive and one offensive).

•> By a margin of 16 points, Schulte leads the squad in scoring with an average of 12.3 points per game. She also leads the team in assists (52) and steals (48). Her 52 assists ranks third in the conference, with a pace of 3.5 per game (10th in the LSC), and her 48 steals leads the nation. She has 19 steals over her last three games (has her with 6.3 steals per conference game), with a career-high eight steals



#### LUBBOCK CHRISTIAN (@LCUCAPS) LADY CHAPARRALS

Record: 13-2, 2-1 Lone Star  
 Last Game: 71-34 W vs. UAFA  
 Coach: Steve Gomez  
 Gomez vs. TAMUC: 4-2  
 Gomez vs. UTT: 3-0

#### PROJECTED STARTERS

Pos.	Player	Class	Pts/p	Reb/p
G	Ashton Duncan	Gr.	11.3	2.7
G	Allie Schulte	Gr.	12.3	3.5
G	Laynee Burr	Sr.	8.3	3.3
G	Channing Cunyus	Sr.	8.0	3.9
F	Juliana Robertson	Gr.	6.3	6.6

#### LCU LEADERS

AVG. POINTS  
12.3 Allie Schulte

#### REBOUNDS

6.6 (99) Juliana Robertson

#### ASSISTS

3.5 (52) Allie Schulte

#### STEALS

3.2 (48) Allie Schulte



#### TEXAS A&M-COMMERCE (@LION\_ATHLETICS) LIONS

Record: 11-1, 0-1 Lone Star  
 Last Game: 72-82 L at West Texas A&M  
 Coach: Jason Burton  
 Career Record: 141-67  
 TAMUC Record: 141-67

#### PROJECTED STARTERS

Pos.	Player	Class	Pts/p	Reb/p
G	Dyani Robinson	So.	15.8	4.1
G	Chania Wright	Sr.	8.7	3.1
G	Ravay Payne	Sr.	6.5	2.7
F	DesiRay Kernal	R-So.	11.9	8.3
F	Laila Lawrence	Fr.	9.3	4.5

#### TAMUC LEADERS

AVG. POINTS  
15.8 Dyani Robinson

#### REBOUNDS

8.3 (99) DesiRay Kernal

#### ASSISTS

3.4 (41) Dyani Robinson

#### STEALS

1.0 (12) DesiRay Kernal



#### UT TYLER (@UTTYLERPATRIOTS) PATRIOTS

Record: 8-3, 1-1 Lone Star  
 Last Game: 53-62 L at West Texas A&M  
 Coach: Rebecca Alvidrez  
 Career Record: 17-22  
 UTT Record: 8-3

#### PROJECTED STARTERS

Pos.	Player	Class	Pts/p	Reb/p
G	Destini Whitehead	R-So.	9.7	3.3
G	Kelsey Crouse	R-Sr.	7.1	5.2
F	Levisa Hevinder	Fr.	6.5	2.7
F	Montse Gutierrez	R-So.	10.5	4.9
C	Liah Davis	Gr.	15.1	7.9

#### UTT LEADERS

AVG. POINTS  
15.1 Liah Davis

#### REBOUNDS

7.9 (87) Liah Davis

#### ASSISTS

3.6 (40) Kelsey Crouse

#### STEALS

1.0 (11) Montse Gutierrez

## LUBBOCK CHRISTIAN UNIVERSITY WOMEN'S BASKETBALL GAME NOTES

in LCU's prior road game (at Texas A&M International).

► Laynee Burr, who has two performances of at least 18 points this season, is averaging 8.3 points per game. A member of the DII CCA Tip-Off Classic at the Trailhead All-Tournament Team selection, Burr enters Thursday's play tied for 16th in the conference in assists with 38 on the season.

► LCU opened the season making their first 14 free-throw attempts and are 79.3% (184/232) from the free-throw line, which ranks 12th nationally. From their game against Tampa (Nov. 7) to their game at Colorado Christian (Nov.12), in which they made 13 consecutive free-throws to start the game, LCU made a sequence of 17 consecutive free-throws. They topped that mark in their opening home stand of the season, making 43 consecutive free-throws (They made 28 straight free-throws in their game against Lander as part of the sequence). Schulte is 47-of-53 (88.7%) from the free-throw line on the season, which is 20th nationally.

► Grace Foster and Juliana Robertson have provided LCU strong defensive play inside the perimeter. Robertson ranks fifth in the LSC in rebounds (99) and 11th in defensive rebounds per game (5.2). Foster, who enters the week on the heels of a game-high 14 points against Arkansas Fort Smith last Thursday, leads LCU in blocks (9), with Robertson ranking second with seven blocks.

► LCU is 10th nationally in turnovers...or lack thereof, as they average 12.2 per game. The stat has Allie Schulte second in the LSC in assist/turnover ratio at 2.17. As a team, LCU ranks 38th nationally and leading the LSC for team assist/turnover ratio (1.06).

### D-UP!

LCU defensively has held opponents to an average of 50.9 points a game, which ranks eighth nationally. Lady Chap opponents have been held to under 50 points in eight of their 15 games this season.

### ROADIES

LCU is 5-1 in road contests this season, with Allie Schulte leading the squad averaging 13.0 points per game on the road. The Lady Chaps are averaging a point-margin of 11.0 in road contests. They are shooting 41.3% on the road, while holding the home team to 38.7% shooting from the field. LCU has a 77-30 advantage in steals on the road, with Allie Schulte averaging 5.2 per game. Ashton Duncan has 17 three-pointers on the road this season and is averaging 12.7 points per game in road play. Juliana Robertson leads LCU averaging 6.3 rebounds per game on the road.

### SWEET HOME (ON) CHICAGO

LCU went 13-0 at home season, culminating with the LSC Championships and becoming the first team since 2007 to win the LSC Championship tournament on a campus venue. They are 5-0 at home this season, which has their active home win streak sitting at 96 games (it is the active and all-time leading mark in NCAA Division II women's basketball). LCU's last home loss came on Jan. 1, 2015 against Oklahoma City University. LCU, who also has a 7-0 mark in NCAA postseason play in Lubbock in the mix (not including a 3-0 mark in LSC postseason play), has also won 75 consecutive home conference games, with their last conference home loss occurring Jan. 10, 2013 (against Oklahoma City). They completed a 49-0 all-time mark in Heartland Conference home games (they are 23-0 in LSC home games).

### 21-22 LADY CHAPS IN THE RANKINGS

	D2SIDA	WBCA
Preseason	1	1
Poll 1	10	No Poll
Poll 2	6	2
Poll 3	6	2
Poll 4	6	2
Poll 5	4	1
Poll 6	1	1
Poll 7	No Poll	No Poll
Poll 8	7	6
Poll 9	2	4
Poll 10	-	-
Poll 11	-	-
Poll 12	-	-
Poll 13	-	-
Poll 14	-	-
Poll 15	-	-
Final	-	-
Postseason	-	-

### NCAA DIVISION II'S LONGEST HOME WIN STREAKS

96 - Lubbock Christian Jan. 1, 2015 -->  
87 - Neb.-Kearney Jan. 31, 1995-Nov. 24, 2001  
85 - West Tex. A&M Jan. 9, 1987-Dec. 6, 1991

### NCAA'S ACTIVE-LEADING HOME WIN STREAKS

96 - LCU (Division II)  
44 - North Georgia (Division II)  
40 - Hope (Division III)

### EYE-OPENING

The 2021-22 season marks LCU's ninth since leaving the NAIA, and heading into Thursday's action, LCU is 227-31 in that span (88.0%). In NCAA postseason play, the Lady Chaps are 20-1 all-time.

### NATIONALLY KNOWN

The Lady Chaps claimed the No.1 spot in the WBCA's National Top-25 Preseason Poll for the first time in program history this year, and also for the first time they were the favorites in both the WBCA and D2SIDA preseason polls. LCU fell to CSU Pueblo in Lakewood, Colo., which ended their 39-game win streak and knocked them out of the No.1 spot. For three consecutive polls, LCU was not in the No.1 spot, but they worked their way back to the top spot in the WBCA poll. Their return to No.1 status lasted through two WBCA and one D2SIDA poll before their loss at Texas A&M-Kingsville resulted in them showing up at No.6 (WBCA) and No.7 (D2SIDA) in the following week's polls. This week, LCU moved up to No.2 (D2SIDA) and No.4 (WBCA). Overall this season, LCU has been No.1 in three WBCA polls and two D2SIDA polls.

On Dec.14, both LCU women's and men's basketball programs were each No.1 in their respective polls, marking the first time in LCU history in which LCU's men's and women's basketball programs were each ranked No.1 at the same time.

### SO ARE SOME OTHERS

On Nov. 20, LCU defeated No.20 Daemen, marking their third game of the season against a nationally ranked program. LCU went 6-0 against nationally ranked programs last season and 4-2 in 2019-20 against the nations ranked foes. This season, LCU is 3-0 against ranked opponents, as they have also defeated No.11 Tampa (Nov. 7 in Billings, Mont.) and No.1 Lander (Nov. 19 in Lubbock). Thursday's game at No.6 A&M-Commerce will be LCU's fourth game this season against a ranked opponent and their first in a true road game.

### STARS IN THE CONFERENCE

LCU is 34-4 all-time in Lone Star Conference play and they had a 22-game win streak snapped Dec. 31 in their loss at Texas A&M-Kingsville. The Lady Chaps went 13-0 in LSC play last season and their previous conference loss (prior to their loss at TAMUK) was Jan. 30, 2020 at Texas A&M-Commerce. LCU is 2-1 in conference play this season, with Allie Schulte averaging 14.0 points per game. She is also averaging 6.3 steals per conference contest. LCU is averaging 15.7 steals per conference game and have forced opponents into an average of 23.7 turnovers per game.

### FIVE THINGS ABOUT TAMUC

1 > The Lions enter the week 11-1 on the season. They have an 0-1 mark in LSC play, dropping their conference opener 82-72 at West Texas A&M.

2 > TAMUC, who entered the season No.2 in the LSC Preseason Poll, has Dyan Robinson leading the Lions in LSC play, averaging 20.0 points a game in conference competition. Kernal DesiRay had 12 points and 11 rebounds in the LSC opener.

3 > A&M-Commerce is 5-0 this season at home and have won seven consecutive home games carrying over from last season.

4 > The Lions rank third nationally in rebounding, averaging 46.6 per game. DesiRay Kernal leads the team averaging 8.2 rebounds per game, which is fourth in the LSC.

5 > Kernal gets to the line for the Lions, ranking third in the LSC with 66 free-throw attempts on the season. TAMUC has averaged 31 free-throw attempts in each of their prior two games. In comparison, LCU has only attempted more than 22 free-throw attempts once this season.

### THE SERIES AGAINST TAMUC

LCU edges the Lions with a 4-3 record in the all-time series. The Lions ended a sequence of two straight LCU wins with a 59-54 win over LCU on Jan. 30, 2020 in Commerce, Texas,

## LADY CHAPS HISTORY

NCAA NATIONAL CHAMPIONSHIPS  
2016 2019 2021

NCAA TOURNAMENT APPEARANCES  
2016 2018 2019 2020 2021

NCAA DIV. II SOUTH CENTRAL REGION  
TOURNAMENT CHAMPIONS  
2016 2018 2019 2021

LONE STAR CONFERENCE  
CHAMPIONS  
2020 (Won Tournament) 2021 (Regular Season)

LONE STAR CONFERENCE  
DIVISION CHAMPIONS  
2021 (West)

HEARTLAND CONFERENCE  
2013/2014 First Place  
2014/2015 Regular Season Champions  
2015/2016 Regular Season Champions  
2017/2018 Regular Season Champions  
2018/2019 Regular Season Champions

HEARTLAND CONFERENCE  
TOURNAMENT CHAMPIONS  
2016 2018 2019

SAC CONFERENCE CHAMPIONS  
2006/2007  
2011/2012

SAC TOURNAMENT CHAMPIONS  
2013

NAIA NATIONAL QUALIFIERS  
2004 2009  
2005 2010  
2006 2011  
2007 2012  
2008 2013

NAIA SWEET SIXTEEN FINISH  
2007  
2009

NAIA ELITE EIGHT FINISH  
2008  
2011  
2013

NAIA FAB FOUR SEMIFINALISTS  
2012

NAIA NATIONAL FINALIST  
2006

which was the previous game played in Commerce (LCU is 1-2 all-time in Commerce). LCU revenged the loss in the LSC Championships title game 57-44 Mar. 8, 2020 in Frisco, Texas. The win was the first of two straight wins over the Lions for LCU, as the Lady Chaps followed with a win at home in the 2021 LSC Championships title game. The first-ever meeting was on Jan. 29, 1982 when TAMUC was known as East Texas State, who defeated Lubbock Christian 73-66 in a neutral site contest in Stephenville, Texas.

### ACTIVE LADY CHAP LEADERS VS. TAMUC

Here is a look at LCU's top three active leaders career vs. TAMUC:

Allie Schulte 6gp - 13.2 pts/g, 12/19 3-pt fg (63.2%), 3.2 stl/g, 4.2 ast/g  
Ashton Duncan 5gp - 4.8 pts/g, 8/23 3-pt fg (34.8%)  
Channing Cunyus 4gp - 4.0 pts/g, 6/14 fg (42.9%)

### PRIOR MEETING VS. TAMUC

**LUBBOCK, Texas (March 6, 2021)** - No.1 Lubbock Christian University, in their second year in the Lone Star Conference, won their second straight LSC Championship tournament title with a 78-57 victory over No.10 Texas A&M-Commerce (No.2-seed) to claim the automatic berth to their fifth NCAA Division II South Central Regional tournament. LCU became the sixth program to claim multiple tournament titles in the LSC.

Saturday's win inside Rip Griffin Center was paced by Emma Middleton, who posted 20 points en route to Tournament MVP honors. She was able to get the Lady Chaps off to a good start, with eight points in the opening

## LUBBOCK CHRISTIAN UNIVERSITY WOMEN'S BASKETBALL GAME NOTES

quarter. A quarter in which LCU set the tone of the game, as LCU opened the contest on an 8-0 run (six of the points from Middleton). TAMUC missed their first eight shot attempts and were held to two field goals in the opening quarter, as LCU led 17-7 through the opening 10 minutes.

LCU's early execution was with points in the paint, but that progressed to outside shooting with LCU hitting a trio of three-pointers during a 15-2 run, with a pair from Ashton Duncan to give LCU a 36-15 lead. The Lady Chaps shot 56% (14/25) from the field in the opening half and held TAMUC to 25% (8/32) shooting, leading to a 36-19 lead.

TAMUC opened the second half 1-of-12 from the field, and LCU took advantage of the missed shots with an 18-5 scoring margin over the opening 6:41 of the second half. The Lions out-scored LCU 9-5 over the final 1:41 of the quarter to cut LCU's lead to 61-35 heading into the fourth quarter.

The 9-5 run turned into a 13-5 run for the Lions. Middleton tallied LCU's first points 2:21 into the quarter and it jump-started a 9-0 LCU run. A free-throw by Whitney Cox put LCU up 70-39 before the Lions closed the game on an 18-8 run, with Ravae Payne scoring seven of her team-leading 14 points during the surge.

LCU had a 42-24 scoring advantage in paint scoring. Along with Middleton's 20 points Juliana Robertson had 10 points and Allie Schulte netted 14 points off 6-of-6 shooting. Her shooting success led LCU to shoot 52.7% (29/55). Schulte also had seven assists and four steals. Her seven assists helped her surpass 300 career assists.

TAMUC was held to 27.5% shooting in the contest (19/69). They out-rebounded 44-37, with 25 offensive rebounds, but had a narrow 11-7 scoring advantage in second-chance scoring. The loss placed them at 13-3 on the season.

### FIVE THINGS ABOUT UTT

**1 >** The Patriots enter Thursday 8-3 on the season. They have an 1-1 record in LSC action, suffering their first conference loss Saturday at West Texas A&M (62-53).

**2 >** UTT, preseason slated at No.16 in the LSC Preseason Poll, has Lovisa Hevinder leading the team in LSC play. She is averaging 19.0 points and 6.5 rebounds in a pair of LSC games.

**3 >** UT Tyler has won four straight games at home and they are 5-1 inside Patriot Center this season. They open the week Thursday hosting Eastern New Mexico.

**4 >** The Pats rank ninth nationally (second in the LSC) in field goal shooting (47.0%), while also leading the LSC and ranking 34th nationally in field goal defense (holding opponents to a 35.2% shooting mark). Liah Davis is 20th nationally in field goal percentage, shooting 58.7% from the field this season.

**5 >** Kelsey Crouse is averaging 3.6 assists per game (eighth in the conference) and is third in the LSC in assist/turnover ratio (1.60).

### THE SERIES AGAINST UTT

LCU leads the all-times series 3-0 over UTT. The Patriots are in their third season of transitioning from Division III to Division II and in their first season of postseason eligibility. Each game of the all-time series has been played in Tyler, Texas, which is where Saturday's game is scheduled. The two teams played twice last season, with LCU notching 73-26 and 69-48 wins on Jan. 2 and Jan.3, 2021.

### ACTIVE LADY CHAP LEADERS VS. UTT

Here is a look at LCU's top three active leaders career vs. UTT:

Allie Schulte 3gp – 15.3 pts/g, 8/14 3-pt fg (57.1%), 3.7 ast/g  
Ashton Duncan 3gp – 11.0 pts/g, 10/24 3-pt fg (41.7%), 2.7 ast/g  
Savannah Sumrall 2gp – 3.3 pts/g, 4/9 3-pt fg (44.4%), 3.5 reb/g

### PRIOR MEETING VS. TAMUC

**TYLER, Texas (January 3, 2021)** - Allie Schulte set a career high in three-pointers, with a 6-of-7 long-range shooting performance, and No.3 Lubbock Christian University used 17 steals to outscore UT Tyler 29-10 in points-off-turnovers and surged past the Patriots 69-48, which completed a Lone Star Conference regular season series sweep inside Patriot Center.

Schulte had the hot-hand early, as she hit three three-pointers in the opening three minutes of the game. LCU opened Saturday's game with an 11-0 run and duplicated the task Sunday, with Schulte's trio of treys part of the run. Emma Middleton stole the spotlight for a 60-second scoring outburst, scoring six points and putting LCU up 17-2 midway through the first quarter. Madelyn Turner and Channing Cunyus each added a three-pointer and LCU completed the opening frame with five three-pointers for a 27-8 lead. Schulte opened LCU's second quarter scoring with her fourth three-pointer of the game, but the bucket would not foreshadow to an offensive quarter for the Lady Chaps. UTT went on an 8-3 run and cut LCU's lead to 35-16. LCU was held to three field goals in the quarter. The first two were Schulte three-pointers (she had

## GAME-BY-GAME RESULTS AND HIGHS

Opponent	Date	Score	Points	Rebounds	Assists	Steals	Blocked shots
vs Montevallo	11/05/21	69-55	19-Allie Schulte	9-Grace Foster	6-Laynee Burr	4-Laynee Burr	2-Grace Foster
at Mont. St. Billings	11/06/21	67-61	22-Ashton Duncan	7-Allie Schulte	3-Allie Schulte Laynee Burr	3-Channing Cunyus	1-Juliana Robertson
vs Tampa	11/07/21	56-44	18-Laynee Burr	7-Juliana Robertson	4-Allie Schulte	3-Allie Schulte	1-Grace Foster Allie Schulte
at Colo. Christian	11/12/21	60-46	19-Laynee Burr	8-Channing Cunyus Juliana Robertson	3-Allie Schulte Laynee Burr	5-Allie Schulte	1-Audrey Robertson Whitney Cox Allie Schulte
vs Colorado St.-Pueblo	11/13/21	56-64	20-Ashton Duncan	6-Allie Schulte	8-Allie Schulte	3-Juliana Robertson	1-Laynee Burr Channing Cunyus Juliana Robertson
LANDER	11/19/21	76-72	12-Allie Schulte Audrey Robertson	8-Grace Foster	5-Laynee Burr	1-Allie Schulte Audrey Robertson Maci Maddox Channing Cunyus	2-Grace Foster
DAEMEN	11/20/21	62-37	17-Allie Schulte	7-Juliana Robertson	2-Savannah Sumrall Channing Cunyus Grace Foster Allie Schulte	1-Ashton Duncan Grace Foster Channing Cunyus Maci Maddox Carli Bostwick Savannah Sumrall Whitney Cox Laynee Burr	1-Juliana Robertson
vs Minn.-Crookston	11/25/21	62-42	12-Allie Schulte	7-Channing Cunyus	4-Allie Schulte Channing Cunyus	2-Audrey Spurgin Allie Schulte	1-Laynee Burr Grace Foster Channing Cunyus Juliana Robertson Audrey Spurgin
at Hawaii Pacific	11/26/21	73-52	22-Allie Schulte	13-Juliana Robertson	6-Allie Schulte	5-Allie Schulte	None
WEST TEX. A&M	12/07/21	60-49	20-Ashton Duncan	15-Juliana Robertson	3-Maci Maddox	2-Juliana Robertson	2-Juliana Robertson
at Western N.M.	12/11/21	67-39	11-Grace Foster	4-Ashton Duncan Reese Schumann Whitney Cox	2-Brylee Winfrey Maci Maddox Laynee Burr Whitney Cox Grace Foster	4-Allie Schulte	1-Ashton Duncan Grace Foster
CAMERON	12/16/21	75-61	20-Grace Foster	8-Juliana Robertson	5-Allie Schulte Laynee Burr	3-Allie Schulte	1-Laynee Burr
at Tex. A&M-Kingsville	12/31/21	42-59	9-Laynee Burr	8-Juliana Robertson	3-Laynee Burr	7-Allie Schulte	1-Allie Schulte Channing Cunyus Juliana Robertson
at Tex. A&M Int'l	01/02/22	62-48	23-Allie Schulte	7-Channing Cunyus	5-Channing Cunyus Allie Schulte	8-Allie Schulte	2-Grace Foster
ARK.-FORT SMITH	01/06/22	71-34	14-Grace Foster	4-Whitney Cox Grace Foster Juliana Robertson	3-Juliana Robertson Allie Schulte	4-Allie Schulte	2-Whitney Cox

five three-pointers in the first half) and made 3:39 apart. LCU led 35-18 at the half.

The Lady Chaps scored 36 points from long range off 12 three-pointers in the game (they had 26 points from the field inside the arc). Along with the five three-pointers in the opening quarter, the Lady Chaps found success in the third quarter, started by Ashton Duncan connecting 1:14 into the half. Schulte hit her career-high three-pointer midway in the third quarter and Juliana Robertson dialed in from long range two minutes later, as LCU had three three-pointers in the quarter. The outside success led to LCU leading 56-31 through three quarters.

Eight bench players occupied time in the fourth quarter, and Middleton was the only starting member to receive minutes in the quarter. Audrey Robertson hit a three-pointer two minutes into the final frame for a 62-33 LCU lead and their largest lead of the game.

UTT, shooting under 18% from the field Saturday, improved their shooting Sunday, shooting 38% (19/50) from the field. They shot 46.2% in the third and fourth quarter, going on a 7-0 and 5-0 run late in the game to outscore LCU 15-9 in the game's final 7:33 of play.

Schulte was LCU's lone double-figure point producer. She was 7-of-9 from the field and 6-of-7 from "three-point land." She also led LCU with five rebounds. Juliana Robertson did not surpass double figures in any offensive categories, but had a balanced productive game. She was 4-of-6 from the field, with nine points, and also had three steals, three assists, two blocks and forced three fouls against the Pats.

LCU outscored the Patriots 29-10 in points-off-turnovers, with a majority of the points in response to a season-high 17 steals. Ten (10) different Lady Chaps had a steal, with Maci Maddox claiming a game-high four steals. The 17 steals for LCU was their highest total since 17 on January 10, 2019, and it places LCU with at least 10 steals in three consecutive games for the first time since February of 2019.

Shala Robinson led UTT in scoring with 10 points. LCU improved to 3-0 all-time against UT Tyler, with all three wins posted inside Patriot Center. The game marked LCU's first regular season Sunday-game since transitioning to NCAA Division II.



## 2021-2022 LCU ROSTER

No.	Name	Pos.	Ht.	Cl.	Yrs.Left	Hometown School	High School
0	Grace Foster	FW	6-1	Fr.	4	Childress, Texas	Childress H.S.
1	Ashton Duncan	G	5-9	Gr.	1	Lubbock, Texas	Trinity Christian H.S.
2	Maci Maddox	G	5-7	So.	4	Lubbock, Texas	Frenship HS
3	Audrey Robertson	G	5-8	So.	4	Kerrville, Texas	Tivy HS
4	Rachel Haase	G	5-8	Fr.	4	Amarillo, Texas	Amarillo H.S.
5	Laynee Burr	G	5-9	Sr.	2	Stratford, Texas	Stratford H.S.
12	Savannah Sumrall	G	5-9	Jr.	3	Wellington, Texas	Wellington H.S.
14	Channing Cunyus	G	5-9	Sr.	2	Canyon, Texas	Canyon H.S.
15	Shaylee Stovall	G	5-6	So.	4	Idalou, Texas	Idalou HS
20	Carli Bostwick	FW/G	5-9	Fr.	4	Lubbock, Texas	Homeschool
21	Allie Schulte	G	5-10	Gr.	1	Nazareth, Texas	Nazareth H.S.
22	Juliana Robertson	FW	5-10	Gr.	1	Kerrville, Texas	Tivy H.S.
23	Brylee Winfrey	G	5-9	Jr.	3	Canyon, Texas	Canyon H.S.
30	Audrey Spurgin	P	6-1	Fr.	4	Fredericksburg, Texas	Fredericksburg H.S.
34	Whitney Cox	FW	6-1	Jr.	3	Flower Mound, Texas	Flower Mound H.S.
40	Reese Schumann	P	6-2	Fr.	4	Houston, Texas	Clear Lake H.S.

Head Coach: Steve Gomez

Assistant Coaches: Vic Self, Kaycie Wilson, Julio Pacheco

**PRONUNCIATIONS**

HAASE: haw-SEE (like "Aussie" but add the "H" sound prior)  
 SUMRALL: sum-rah-l  
 CUNYUS: kunn-yuss  
 STOVALL: stoe-VAHL  
 BOSTWICK: BOSS-twick  
 SCHULTE: shuhl-tee  
 SPURGIN: spur-JEN  
 SCHUMANN: shewman

**GEO PRONUNCIATIONS**

IDALOU: EYE-da-LOO  
 NAZARETH: naZRR-eth  
 TIVY: tie-vee

**CHAPS:** shhapps (not CH-apps)

## NCAA DIVISION II POLLS

**WBCA DIV.II TOP 25 (1/11/22)**

Rank	School	Pts	1st.	Prev.
1	Drury (16-1)	574	22	1
2	Fort Hays State (13-1)	513	0	3
3	Glenville State (12-0)	503	1	5
4	Lubbock Christian (13-2)	472	0	6
5	Western Washington (10-0)	451	0	7
6	Texas A&M-Commerce (11-1)	434	0	2
7	Ashland (12-1)	433	0	8
8	Azusa Pacific (9-1)	391	0	10
9	Alaska Anchorage (9-1)	371	0	11
10	Lander (10-2)	359	0	3
11	North Georgia (10-1)	353	0	13
12	Indiana, PA (10-1)	329	0	12
13	Colorado Mines (12-1)	259	0	14
14	Grand Valley State (11-1)	257	0	16
15	Gannon (10-1)	255	0	15
16	Nebraska Kearney (12-2)	243	0	9
17	Southwestern Okla. State (14-2)	219	0	17
18	Union, TN (11-2)	180	0	19
19	Valdosta State (11-2)	149	0	22
20	Tampa (15-3)	119	0	21
21	Catawba (12-1)	111	0	17
22	Missouri Western State (12-1)	107	0	24
23	Barton (10-1)	94	0	23
24	Eckerd (9-1)	65	0	20
25	University of the Sciences (9-1)	52	0	25

**Receiving Votes:** Savannah State (10-0) 47; Saint Cloud State (11-2) 30; Shepherd (10-1) 24; Southern Indiana (9-2) 14; West Florida (11-2) 5; Southern New Hampshire (9-2) 4.  
**Dropped out:**None

**D2SIDA DIV.II TOP 25 (1/11/22)**

Rank	School	Rec	Pts	Prev.
1	Drury (14)	16-1	395	1
T2	Lubbock Christian	13-2	358	7
T2	Western Washington	10-0	358	5
4	Ashland	12-1	329	6
5	Fort Hays State (1)	13-1	315	11
6	Texas A&M-Commerce	11-1	304	2
7	Glenville State (1)	12-0	298	8
8	North Georgia	10-1	287	20
9	Alaska-Anchorage	9-1	278	9
10	Lander	10-2	244	3
11	Union (Tenn.)	11-2	216	15
12	University of the Sciences	9-1	209	14
13	Colorado School of Mines	12-1	203	13
14	Southwestern Oklahoma State	14-2	184	22
15	Nebraska-Kearney	12-2	159	4
16	Grand Valley State	11-1	154	16
17	Gannon	10-1	152	T17
18	Tampa	15-3	148	19
19	Azusa Pacific	9-1	116	21
20	Wingate	12-1	89	24
21	Cal State-East Bay	10-1	78	T17
22	Colorado Mesa	10-1	77	23
23	Valdosta State	11-2	47	RV
24	Shepherd	10-1	38	25
25	St. Cloud State	11-2	35	RV

**RV:** Catawba 34, Indiana (Pa.) 18, California (Pa.) 16, Eckerd 16, Southern New Hampshire 15, Missouri Western 8, Southern Indiana 8, Minnesota-Duluth 4, Colorado State-Pueblo 2, Bentley 1, Texas Woman's 1  
**DO:** Catawba, Eckerd

**NCAA SOUTH CENTRAL REGIONAL RANKINGS**

Rank School vs. D2 rec. In-Region

**D2SIDA SOUTH CENTRAL REGION POLL**

Rank	School (First-Place Votes)	W-L	Pts.	Prev.
1	Lubbock Christian (4)	13-2	57	2
2	Texas A&M -Commerce (2)	11-1	54	1
3	Colorado School of Mines	12-1	48	3
4	Colorado Mesa	10-1	44	4
5	Colorado State Pueblo	10-3	31	5
6	Texas Woman's	9-3	26	7
7	Texas A&M International	10-2	21	6
8	Texas A&M-Kingsville	9-4	17	8
9	West Texas A&M	11-7	14	RV
10	Westminster College	7-4	12	10

## WEBSITE &amp; BROADCAST PARTNERS

**ON THE NET - WWW.LCUCHAPS.COM**

The official website of LCU Athletics is where you can find everything relating to the LCU basketball teams. Schedules, results, rosters, bios, statistics and game notes can be found there.

**ON THE AIR**

Each game will be broadcast on the LSC Digital Network as an option for fans unable to attend. The LSC Digital Network will offer season passes for basketball, giving fans access to all regular-season contests on the network for that sport. In addition, viewers will continue to have the option to purchase a \$10 day pass that provides access to all broadcasts aired that day and access to all archived content for 24 hours.

**2021-22 LSC Digital Network Rates**

24-Hour Day Pass:	\$10.00
Men's and Women's Basketball Season Pass:	\$75.00
Archive Download:	\$10 per broadcast

The LSC Digital Network is in its third year showcasing the academic and athletic events of the league and its 18 member institutions. Fans can watch games and purchase passes online at [www.lonestarconferencenetwork.com](http://www.lonestarconferencenetwork.com) or [www.lcuchaps.com](http://www.lcuchaps.com) live on computer and mobile devices. Viewers can also tune in to games on the LSC Digital Network via OTT apps available on Apple TV, Amazon Fire TV, Android TV and Roku by searching for "LSC Digital Network."

**DIGITAL NETWORK**

## HEAD COACH STEVE GOMEZ

AT LCU: 19th Season (461-127)  
OVERALL: 19th Season (461-127)

### PERSONAL

HOMETOWN: Lubbock, Texas  
SPOUSE: Shawna  
CHILDREN: Hayden, Landon

### EDUCATION

Lubbock Christian / 1988

### COACHING EXPERIENCE

Lubbock Cooper High School (7 seasons)  
LCU (19th season)



In 10 seasons at the helm while an NAIA institution, the Lady Chaps made 10 consecutive trips to the NAIA Division I Women's Basketball National Championship tournament. Coach Gomez's arrival to the LCU women's basketball program certainly changed the foundation of the program. In those 10 seasons at the helm, LCU posted a 234-96 record under Gomez in the NAIA.

LCU jumped into NCAA Division II transition in 2013 (membership in 2015) and the results have not changed since transitioning. LCU went a remarkable 25-1 overall in 2013-2014 and they completed the Heartland Conference with a perfect 20-0 mark for their first perfect conference record in program history. They followed in 2014-2015 claiming Co-Heartland Conference Regular Season title honors after a 15-3 stretch in conference and a 21-7 overall season. That led to an astounding 2015-2016 season. A season that started off with an exhibition game loss at NCAA Div. I No. 1 Connecticut and ended with a perfect 35-0 season in LCU's first season eligible for NCAA postseason. They went 18-0 in Heartland Conference play to capture a regular season title and then a Heartland Conference Tournament title (first season eligible for the tournament). The Lady Chaps went on to capture a South Central Regional Tournament title and eventually a NCAA Div. II National Title. Gomez claimed WBCA NCAA Div. II National Coach of the Year honors and also spent a portion of the offseason as a court coach at the 2016 USA Basketball Women's U17 World Championship Team Trials in Colorado Springs, Colo.

2016-17 served as a rebuilding year for the Lady Chaps, who returned one starter off the championship squad. Despite the rebuilding, LCU still went 19-11 overall and 12-4 in conference, en route to the Heartland Conference Tournament championship game, which they lost to St. Edward's. They bounced back in 2017-18, claiming another Heartland Conference regular season and tournament title, leading to Gomez receiving Heartland Conference Coach of the Year honors. The Lady Chaps hosted the NCAA Division II South Central Region Tournament for a second time and won the tournament to stamp their second berth towards an NCAA Division II Elite Eight Tournament loss. They lost to eventual national champion Central Missouri at the tournament held in Sioux Falls, S.D., ending their season with a 31-2 record.

The Lady Chaps returned to the Elite Eight Tournament for the third year in a four-year span in the 2018-19 season after claiming a Heartland Conference regular season and tournament title, along with a NCAA Division II South Central Region tournament championship after wins at Colorado Mesa and at home over Angelo State. LCU made an outstanding run towards their second NCAA Division II National Title, defeating Southwestern Oklahoma State in double overtime to claim the trophy. Gomez, who picked up his third Heartland Coach of the Year honor, became the seventh head coach in NCAA Division II women's basketball history to claim multiple titles. He also was named Female Team Coach of the Year at the West Texas Sports Persons of the Year Banquet following the season.

LCU's title defense was rudely interrupted by the COVID Pandemic in 2019-20. LCU was 28-3 and claimed the Lone Star Conference Championship during their first season in the conference. LCU was chosen to host the NCAA Division II South Central Regionals for a third time, but the COVID shutdown halted the remainder of the season less than 24 hours prior to the first tournament game.

COVID went from being a wall to a hurdle in 2020-21, and one the Lady Chaps would be able to jump over. Through many cancellations and unknowns, LCU claimed a Lone Star Conference title and went to Canyon, Texas, where they claimed a NCAA Division II South Central title and a berth to another NCAA Elite Eight Tournament in Columbus, Ohio. It was there, LCU would claim their third national title, with wins over Daemen, Central Missouri and Drury to complete a 23-0 perfect season. They were the first NCAA Division II program to complete two undefeated seasons.

In 18 seasons at LCU (the 2020-21 season marks his 19th), Gomez enters the 2020-2021 season with a 448-125 collegiate coaching record. The 2021-22 season marks LCU's ninth since leaving the NAIA and LCU is 214-29 in that span (88.1%).

In their final two seasons in the NAIA (2011-2012, 2012-2013), LCU set program single-season win records in each of the seasons. The Lady Chaps went 31-4 in 2013-2014, setting a program single-season wins mark (31). The Lady Chaps won their first ever Sooner Athletic Conference Tournament title en route to their final trip to the NAIA National Championship tournament. In 2011-2012, LCU went 28-6 and made their second ever appearance in the Semifinals of the NAIA National Championship Tournament. They lost out to eventual national champions Oklahoma City to mark the second consecutive season in which they lost out to the team who would claim the title. LCU claimed their second Sooner Athletic Conference crown in program history, as they joined Oklahoma City as conference co-champions with a 21-1 record. They handed OCU their only loss of the season.

LCU went 25-10 in 2010-2011 and marched into the Elite Eight for a third time in program history. The Lady Chaps, who finished third in the Sooner Athletic Conference, lost in the NAIA National Championship to eventual national champion Azusa Pacific.

LCU went 19-12 in the 2009-2010 season, which included a 13-9 finish in the Sooner Athletic Conference, and had their season come to an end in the National Tournament. The highlight of the season was an exhibition victory inside the United Spirit Arena against Texas Tech University.

In 2009-2010, the Lady Chaps finished with a solid 27-7 record and made a trip to the Sweet Sixteen of the National Tournament following a second-place Sooner Athletic Conference season. Gomez chalked up a milestone during the season, becoming the all-time women's basketball wins leader at LCU.

LCU had a memorable 2007-2008 campaign, as the Lady Chaps made another voyage to the NAIA National Tournament. The Lady Chaps completed a 25-10 season, which included a trip to the Elite Eight in the tournament for their second best finish in program history.

In 2006-2007, Gomez led the Lady Chaps to a myriad of firsts in their near thirty year history. Lubbock Christian never left the top-10 in the NAIA National Poll, and set a school mark for wins in a season with 26, eclipsing the school mark of 23 they set the prior season. In addition, LCU made its fourth consecutive trip to the NAIA National Tournament, finishing in the Sweet Sixteen and most impressively, the Lady Chaps captured a share of the Sooner Athletic Conference regular season championship, becoming the first school from outside of the State of Oklahoma to do so in the thirty-one years since the conference was founded.

In 2005-2006, Gomez's Lady Chaps enjoyed what was arguably at the time the best season in school history, as they finished with an overall record of 23-12, and made an unparalleled run at the NAIA National Tournament. Seeded sixth in their eight team bracket in the tournament, Gomez's girls proceeded to oust four of the top six teams in the nation and become the lowest seed ever to reach either the Fab Four or National Championship; appropriately enough, he was named the SAC's Coach of the Year.

In his first season, Gomez's Lady Chaps went 16-14 and finished fifth in the Sooner Athletic Conference. While this might appear to be an average year, big wins for the Lady Chaps and entry into the NAIA National Poll for the first time proved good enough for an at-large bid to the NAIA National Tournament. LCU women's first trip to the big dance. In his second season, the Lady Chaps were able to maintain that level of success. After getting off to the best conference start since joining the Sooner Athletic Conference at 6-2, LCU finished SAC play at 10-8, good enough for another fifth place finish, and for the second season in a row, Coach Gomez guided the Lady Chaps to the NAIA National Tournament.

An LCU graduate, Gomez was a standout perimeter player for Coach John Copeland in the late 1980s, and to this day, he still holds the school record for career free throw percentage at .855. He graduated in 1988 with a Bachelor's of Science Degree in Mathematics and consistently used his degree to teach in the classroom while pursuing coaching on the sidelines. Gomez's career began at Lubbock Monterey High School where he served as an assistant coach in the men's basketball program from 1988 to 1995. In 1996, Gomez accepted the men's basketball head coaching position at Lubbock Cooper High School, where he remained until returning to Lubbock Christian University to take over the reigns of the Lady Chaps in 2003. During his seven seasons at Cooper, the basketball program broke new ground making the playoffs four times, managing the school's first state ranking, and capturing the Pirates only district championship in Gomez's final season. One of the main reasons Coach Gomez is so successful on the court is the support he receives off of it. Steve has been married to his wife Shawna for 31 years, and the couple has two sons: Hayden and Landon.



### VIC SELF ASSISTANT COACH

Self is a longtime familiar face to basketball among the South Plains. He spent 25 years coaching basketball at Lubbock's Monterey High School and 20 spent as the head coach of the Plainsmen boys' basketball team. Self is no stranger to LCU. The Portales, New Mexico native lettered in basketball and tennis at Lubbock Christian in 1980-1981, after spending two years at Eastern New Mexico University. His first coaching job was as an assistant coach for John Copeland on the Chaps basketball staff. In two decades at Monterey, Self compiled a 416-237 record, four district titles and 13 playoff appearances. Monterey even made a trip to the regional tournament. He rejoins Gomez, but in a reversal of roles. Gomez served as an assistant for Self from 1988-1996. Self resigned from coaching basketball in 2008, but continued to coach boy's golf at Monterey until retiring in 2011. Self has been on staff for all three of LCU's national titles.

ern New Mexico University. His first coaching job was as an assistant coach for John Copeland on the Chaps basketball staff. In two decades at Monterey, Self compiled a 416-237 record, four district titles and 13 playoff appearances. Monterey even made a trip to the regional tournament. He rejoins Gomez, but in a reversal of roles. Gomez served as an assistant for Self from 1988-1996. Self resigned from coaching basketball in 2008, but continued to coach boy's golf at Monterey until retiring in 2011. Self has been on staff for all three of LCU's national titles.



### KAYCIE WILSON - ASSISTANT COACH

Kaycie joined the LCU women's basketball coaching staff in the 2014-15 season as a graduate assistant through the 2015-16 season. She has played an integral role in the coaching staff for all three NCAA national championships. She spent her senior season (2013-14) playing in the interior of LCU's first season in the Heartland Conference, which went 20-0 in conference for a regular season first place finish. She spent three seasons (09/10 - 11/12) at NCAA Div. I Missouri-Kansas City, where she combined to average 4.9 points and 3.9 rebounds in 87 games. The forward also combined for 44 steals, 95 assists and 34 blocks for UMKC (21 blocks as a sophomore). Boyles was a multiple recipient on The Summit League Winter/Spring Academic All-League Team and the Commissioner's List of Academic Excellence as a distinguished scholar. She is a Lubbock native and a product of Coronado High School, where she was rated the No.45 best forward in the nation by Collegiate Girls Basketball Report and the No.55 best player in Texas by Premier Basketball Report. The multi-winning All-State recipient was named the Girls Basketball Player of the Year by the Lubbock Avalanche Journal, as well as the 2009 5A-4A All-South Plains Player of the Year after 17.6 points and 7.9 rebounds a game.



## LONE STAR CONFERENCE

## THIS WEEK'S GAMES

Thursday, January 13, 2022

Eastern New Mexico at UT Tyler  
 Texas Woman's at UT Permian Basin  
 Western New Mexico at UAFS  
 Lubbock Christian at Texas A&M-Commerce  
 West Texas A&M at St. Edward's  
 Midwestern State at Angelo State  
 Texas A&M-Kingsville at Texas A&M International

Saturday, January 8, 2022

Cameron at St. Edward's  
 Texas Woman's at Angelo State  
 Eastern New Mexico at Texas A&M-Commerce  
 West Texas A&M at St. Mary's  
 Midwestern State at UT Permian Basin  
 Lubbock Christian at UT Tyler  
 Texas A&M International at Texas A&M-Kingsville  
 Western New Mexico at Oklahoma Christian

## LSC PLAYERS OF THE WEEK

Date	Offensive	Defensive
11/15	Maighan Hedge	CU Allie Schulte
11/22	Allie Schulte	LCU Grace Foster
11/29	Emily Swiercz	TAMU Allie Schulte
12/6	Rai Brown	TAMU Brielle Woods
12/13	Madeline Stephens	ASU Juliana Robertson
12/20	Dyani Robinson	TAMUC Eva Langton
1/3	Maighan Hedge	CU Devon Williams
1/10	Ashley Ingram	TWU Karley Motschenbacher

## PRESEASON POLL

School	1st	Total Points
1. Lubbock Christian	40	741
2. Texas A&M-Commerce	3	674
3. West Texas A&M		647
4. Cameron		590
5. Midwestern State		560
6. Texas A&M International		490
7. St. Mary's		411
8. Oklahoma Christian		397
9. St. Edward's		384
10. Texas A&M-Kingsville		368
11. Texas Woman's		309
12. UT Permian Basin		249
13. Eastern New Mexico		241
14. UAFS		228
15. Angelo State		194
16. UT Tyler	1	132
17. Western New Mexico		117

## 2021-22 LONE STAR CONFERENCE STANDINGS (1/5/22)

School	CONF.	CPct.	Overall	Pct.	Strk	Home	Away	Neutral
West Texas A&M	4-0	1.000	11-7	0.611	W4	7-3	3-2	1-2
Texas A&M-Kingsville	3-0	1.000	9-4	0.692	W3	6-0	2-3	1-1
Texas Woman's	2-0	1.000	9-3	0.750	W3	5-2	3-0	1-1
Cameron	2-0	1.000	7-5	0.583	W2	4-3	2-2	1-0
Lubbock Christian	2-1	0.667	13-2	0.867	W2	5-0	5-1	3-1
Midwestern State	2-1	0.667	7-5	0.583	W2	5-2	2-3	0-0
Texas A&M International	1-1	0.500	10-2	0.833	L1	7-1	2-1	1-0
UT Tyler	1-1	0.500	8-3	0.727	L1	5-1	1-2	2-0
St. Edward's	1-2	0.333	8-6	0.571	L2	6-1	2-4	0-1
Eastern New Mexico	1-2	0.333	5-4	0.556	W1	1-1	2-3	2-0
UT Permian Basin	0-0	0.000	4-8	0.333	W3	3-1	0-5	1-2
Texas A&M-Commerce	0-1	0.000	11-1	0.917	L1	5-0	5-1	1-0
Western New Mexico	0-1	0.000	4-5	0.444	L1	4-3	0-2	0-0
Angelo State	0-1	0.000	3-9	0.250	L1	3-2	0-3	0-4
St. Mary's	0-2	0.000	1-12	0.077	L2	1-4	0-5	0-3

## OFFENSIVE RANKINGS

Team	G	W-L	PTS	AVG/G
1 Texas A&M-Commerce	12	11-1	988	82.3
2 Cameron	12	7-5	957	79.8
3 Texas A&M International	12	10-2	913	76.1
4 West Texas A&M	18	11-7	1258	69.9
5 UT Tyler	11	8-3	752	68.4
6 St. Edward's	14	8-6	943	67.4
7 Midwestern State	12	7-5	794	66.2
8 Texas Woman's	12	9-3	782	65.2
9 Oklahoma Christian	10	0-10	648	64.8
10 Lubbock Christian	15	13-2	958	63.9
11 UT Permian Basin	12	4-8	752	62.7
12 Angelo State	12	3-9	738	61.5
13 UAFS	13	2-11	779	59.9
14 Texas A&M-Kingsville	13	9-4	775	59.6
15 Eastern New Mexico	9	5-4	528	58.7
16 St. Mary's	13	1-12	750	57.7
17 Western New Mexico	9	4-5	500	55.6

## DEFENSIVE RANKINGS

Team	G	W-L	PTS	AVG/G
1 Lubbock Christian	15	13-2	763	50.9
2 Texas A&M-Kingsville	13	9-4	721	55.5
3 Texas Woman's	12	9-3	685	57.1
4 Western New Mexico	9	4-5	543	60.3
5 St. Edward's	14	8-6	859	61.4
6 UT Tyler	11	8-3	679	61.7
7 Eastern New Mexico	9	5-4	561	62.3
8 Texas A&M International	12	10-2	751	62.6
9 UT Permian Basin	12	4-8	752	62.7
10 West Texas A&M	18	11-7	1131	62.8
11 Texas A&M-Commerce	12	11-1	763	63.6
12 Angelo State	12	3-9	775	64.6
13 St. Mary's	13	1-12	901	69.3
14 Cameron	12	7-5	854	71.2
15 Midwestern State	12	7-5	867	72.3
16 UAFS	13	2-11	971	74.7
17 Oklahoma Christian	10	0-10	797	79.7

## SCORING LEADERS

	GP	Min	FG	3FG	FT	Points	AVG
1 Hedge, Maighan (Cameron)	12	40.1	94	33	47	268	22.3
2 Brown, Raiana (Texas A&M Int'l)	12	32.1	89	0	44	222	18.5
3 Wilson, Hannah (St. Mary's)	13	44.7	95	0	44	234	18.0
4 Robinson, Dyani (Tex A&M-Commerce)	12	33.0	69	13	38	189	15.8
5 Davis, Liah (UT Tyler)	11	32.7	74	0	18	166	15.1
6 Bain, Brooklin (Oklahoma Christian)	10	32.8	59	5	27	150	15.0
7 Moyer, Sadie (Texas Woman's)	12	43.7	57	18	47	179	14.9
8 Roberts, Zamorye (West Texas A&M)	15	43.8	75	28	38	216	14.4
9 Bradley, Kate (Oklahoma Christian)	10	36.2	46	21	26	139	13.9
10 Wykoff, Alexus (UT Permian Basin)	10	20.6	52	0	32	136	13.6

## REBOUND LEADERS

	GP	OFF	AVG/G	DEF	AVG/G	TOT.	AVG/G
1 Wilson, Hannah (St. Mary's)	13	60	4.6	93	7.2	153	11.8
2 Bain, Brooklin (Oklahoma Christian)	10	30	3.0	68	6.8	98	9.8
3 Johnson, Destiny (Western N.M.)	9	23	2.6	56	6.2	79	8.8
4 Kern, Desiray (Texas A&M-Commerce)	12	33	2.8	66	5.5	99	8.3
5 Lewis, Alivia (West Texas A&M)	18	44	2.4	103	5.7	147	8.2
6 Davis, Liah (UT Tyler)	11	28	2.5	59	5.4	87	7.9
7 Motschenbacher, Karley (West Tx A&M)	18	75	4.2	66	3.7	141	7.8
8 Stephens, Madeline (Angelo State)	12	23	1.9	69	5.8	92	7.7
9 Blackburn, Kendall (Okla. Christian)	10	26	2.6	46	4.6	72	7.2
10 Peterson, Stephanie (Cameron)	12	18	1.5	67	5.6	85	7.1

## STEALS LEADERS

	GP	No.	AVG/G
1 Schulte, Allie (Lubbock Christian)	15	48	3.2
2 Munoz, Avalon (UT Permian Basin)	12	33	2.8
3 King, Katie (Cameron)	9	23	2.6
4 Peterson, Stephanie (Cameron)	12	29	2.4
5 Langton, Eva (Texas A&M International)	12	29	2.4
6 Woods, Brielle (Texas Woman's)	11	25	2.3
7 Roberts, Zamorye (West Texas A&M)	15	34	2.3
8 Hedge, Maighan (Cameron)	12	27	2.3
9 Morgan Lenahan (Midwestern State)	12	25	2.1
10 Motschenbacher, Karley (West Tx A&M)	18	36	2.0

## 3FGM LEADERS

	GP	3FGM	AVG/G
1 Hedge, Maighan (Cameron)	12	33	2.8
2 Hardeman, Sydney (St. Mary's)	12	31	2.6
3 Duncan, Ashton (Lubbock Christian)	15	37	2.5
4 Tschritter, Jayde (Texas A&M-Kingsville)	11	26	2.4
5 Swiercz, Emily (Texas A&M International)	9	19	2.1
6 Bradley, Kate (Oklahoma Christian)	10	21	2.1
7 Sheridan Bostic (Midwestern State)	12	23	1.9
8 Hevinder, Lovisa (UT Tyler)	11	21	1.9
9 Roberts, Zamorye (West Texas A&M)	15	28	1.9

## FIELD GOAL LEADERS

	GP	FG	FGA	PCT
1 Wykoff, Alexus (UT Permian Basin)	10	52	78	.667
2 Brown, Raiana (Texas A&M Int'l)	12	89	145	.614
3 Davis, Liah (UT Tyler)	11	74	126	.587
4 Hedge, Maighan (Cameron)	12	94	181	.519
5 Wilson, Hannah (St. Mary's)	13	95	184	.516
6 Peterson, Stephanie (Cameron)	12	61	136	.449

## ASSIST LEADERS

	GP	No.	AVG/G
1 Frances King (Midwestern State)	12	63	5.3
2 Quiroz, Evelyn (Texas A&M International)	10	43	4.3
3 Bradley, Kate (Oklahoma Christian)	10	43	4.3
4 Brown, Payton (Angelo State)	12	48	4.0
5 Munoz, Avalon (UT Permian Basin)	12	47	3.9
6 Langton, Eva (Texas A&M International)	12	46	3.8
7 Hedge, Maighan (Cameron)	12	45	3.8
8 Crouse, Kelsey (UT Tyler)	11	40	3.6
9 Rivers, Mia (Texas A&M-Kingsville)	13	46	3.5
10 Schulte, Allie (Lubbock Christian)	15	52	3.5

## BLOCKS LEADERS

	GP	No.	AVG/G
1 Hannah Reynolds (Midwestern State)	11	30	2.7
2 Dufek, Sammie (St. Edward's)	14	38	2.7
3 Lewis, Alivia (West Texas A&M)	18	42	2.3
4 Johnson, Destiny (Western N.M.)	9	15	1.7
5 Davis, Liah (UT Tyler)	11	17	1.5
6 Wilson, Hannah (St. Mary's)	13	17	1.3
7 Tac, Agang (Texas Woman's)	11	13	1.2
8 Burgess, Jayla (West Texas A&M)	18	18	1.0
9 Blackburn, Kendall (Oklahoma Christian)	10	10	1.0

## 3FG% LEADERS

	GP	3FG	3FGA	PCT
1 Hedge, Maighan (Cameron)	12	33	70	.471
2 Tschritter, Jayde (Tx A&M-Kingsville)	11	26	64	.406
3 Swiercz, Emily (Texas A&M Int'l)	9	19	51	.373
4 Duncan, Ashton (Lubbock Christian)	15	37	112	.330
5 Hardeman, Sydney (St. Mary's)	12	31	95	.326

## FT% LEADERS

	GP	FT	FTA	PCT
1 Moyer, Sadie (Texas Woman's)	12	47	52	.904
2 Schulte, Allie (Lubbock Christian)	15	47	53	.887
3 Blackburn, Kendall (Okla. Christian)	10	26	30	.867
4 Morgan Lenahan (Midwestern State)	12	48	56	.857
5 Hedge, Maighan (Cameron)	12	47	55	.855
6 Wykoff, Alexus (UT Permian Basin)	10	32	38	.842
7 Ingram, Ashley (Texas Woman's)	12	43	52	.827
8 Lewis, Alivia (West Texas A&M)	18	61	74	.824



## Scoring Surge To Open Game Leads LCU Past Lady Lions

LCU Holds UAFS To Six Points In First Half, as They Win Their 75th Consecutive Conference Home Game

## LUBBOCK CHRISTIAN -VS- ARK. FT. SMITH




# 71

Jan. 6 - LUBBOCK, TEXAS

RIP GRIFFIN CENTER

# 34

No.6 Lubbock Christian University used a 20-0 run and a 27-2 start of the game to cruise to a 71-34 Lone Star Conference win over Arkansas Fort Smith Thursday night inside Rip Griffin Center. LCU's victory, in their first conference home game of the season, extended their NCAA Division II record home win streak to 96 games and it was their 75th consecutive conference home win.

LCU opened the game with the first 7-0 points and a field goal by UAFS's Paige Elston with 6:10 left in the quarter was the only points for the Lady Lions in the quarter. Juliana Robertson and Grace Foster each had five points in the first quarter, as LCU closed the quarter on a 7-0 run for a 14-2 lead. They continued the second quarter scoring the first 13 points of the quarter, with Allie Schulte scoring seven of the points to complete a 20-0 run. UAFS went a scoreless span of 10:41 before Rebecca Christodoulou ended the dry spell with a field goal to cut LCU's lead to 27-4 with 5:41 left in the half. Foster then scored five consecutive points and LCU held UAFS to six points in the first half, as LCU took a 38-6 lead into the locker room.

LCU held UAFS to 14.3% (3/21) shooting in the first half, while shooting 51.9% (14/27) in the half. Foster led LCU with 10 points in the half (in 7:35 of playing time). LCU forced UAFS into 14 turnovers in the first half, resulting in a 19-2 scoring advantage in points off turnovers.

The Lady Chaps starting five played the first three minutes of the second half before the bench played the rest of the way. Schulte connected on a three-pointer to cap a 12-point night, and the long-distance shot put LCU up 45-6. Foster added four points in the quarter to give LCU a 55-16 lead heading into the final quarter.

LCU had a 41-point lead twice in the fourth quarter for their largest lead of the game. Audrey Spurgin had five of her career-high seven points in the quarter, drawing four fouls and scoring five of her seven points from the free-throw line.

The Lady Chaps shot 57.9% (11/19) in the second half and finished the contest 54.3% (25/46) from the field. They were 9-of-18 from three-point range, with Laynee Burr and Foster each going 2-of-3 from long distance. Foster led LCU with 14 points, going 5-of-7 from the field. Schulte finished with 12 points, while also going +38 (plus/minus) and providing three assists and four steals in 17 minutes of play. Burr also added 10 points to finish in double figures. LCU finished with 11 steals and forced 25 turnovers, leading to a 27-13 advantage in points-off-turnovers. The Lady Chaps also led the rebounding 29-20 and had a 28-14 scoring advantage in the paint.

UAFS fell to 2-10 overall and 0-3 in LSC play. Elston led UAFS with 9 points, scoring four of UAFS's six points in the first half.

LCU improved to 13-2 overall and 2-1 in the LSC. They won their seventh consecutive meeting against UAFS all-time (14-1 all-time overall) and improved to 7-0 in Lubbock against the Lions.

## TURNING POINT

UAFS missed nine consecutive shots, opening the game 1-of-12 from the field, which allowed LCU to have the explosive start, which included a 20-0 run. LCU was 6-of-8 from the field over a seven-minute stretch in the first quarter, and then made five consecutive field goal attempts early in the second quarter.

#	Player	Total		3-Ptr		Rebounds		PF	TP	A	TO	Bk	Stl	Min
		FG	FGA	FG	FGA	Off	Def							
24	Laurissa Campbell	0	0	0	0	0	2	3	0	0	2	0	2	17
12	Mar'Shalla Lollie	0	1	0	1	0	2	2	1	0	1	4	0	19
02	Paige Elston	4	10	1	2	1	1	2	9	1	5	0	2	25
11	Ashanti Eden	3	6	0	0	0	3	3	0	6	0	1	0	20
25	Riley Hayes	0	3	0	2	0	0	0	0	2	0	0	0	28
00	Shania Wilson	1	5	0	0	1	3	6	1	3	0	1	0	19
03	Nya Stewart	2	6	1	3	0	1	1	7	0	1	0	2	17
10	Rebecca Christodoulou	4	7	0	0	0	3	3	1	8	1	1	0	21
15	Kalina Foster	0	3	0	0	0	0	0	0	0	2	0	1	13
20	Cacie Gorman	0	1	0	0	0	0	0	1	0	0	0	0	5
22	Dala Allen	0	0	0	0	0	0	0	2	0	4	0	0	7
35	Tyauna Vaughn	0	0	0	0	0	0	0	0	0	3	0	0	9
Team		1	0	1	1	1	0	1						
Totals		14	42	2	9	4	8	5	15	20	12	34	5	200

1st - FG %: 1-9 11.1% 2nd: 2-12 16.7% 3rd: 4-9 44.4% 4th: 7-12 58.3% Game: 14-42 33.3% Deadball Rebounds 4,1  
3FG %: 0-2 0.0% 0-3 0.0% 1-3 33.3% 1-1 100.0% 2-9 22.2% 4-8 50.0%

#	Player	Total		3-Ptr		Rebounds		PF	TP	A	TO	Bk	Stl	Min
		FG	FGA	FG	FGA	Off	Def							
22	Juliana Robertson	2	3	1	1	0	3	4	0	5	3	1	0	3
01	Ashton Duncan	0	5	0	0	0	0	0	0	1	0	0	1	15
05	Laynee Burr	4	5	2	3	0	3	4	0	10	0	0	0	16
14	Channing Cunyus	1	2	1	2	0	1	1	1	3	1	2	0	15
21	Allie Schulte	5	6	1	2	1	0	1	1	12	3	1	0	17
00	Grace Foster	5	7	1	3	4	1	14	1	14	1	0	0	13
20	Maci Maddox	1	2	0	1	0	1	0	2	0	0	0	0	15
03	Audrey Robertson	1	2	0	0	0	0	0	2	2	1	0	0	14
12	Savannah Sumrall	0	1	0	1	0	0	0	0	2	2	0	0	13
15	Shaylee Stovall	2	3	1	1	0	0	0	5	1	1	0	0	11
20	Carli Bostwick	1	1	0	0	0	1	1	0	3	1	0	0	10
23	Brylee Winfrey	1	1	0	0	2	0	1	1	0	4	1	0	11
30	Audrey Spurgin	1	1	0	0	5	6	3	2	7	0	2	0	10
34	Whitney Cox	1	5	0	0	0	1	3	4	1	2	1	3	13
40	Reese Schumann	0	2	0	0	2	0	2	1	0	0	2	0	10
Team		1	3	4	4	1	3	4						
Totals		25	46	9	18	12	15	7	22	29	8	71	14	200

1st - FG %: 6-13 46.2% 2nd: 8-14 57.1% 3rd: 8-14 57.1% 4th: 3-5 60.0% Game: 25-46 54.3% Deadball Rebounds 1,1  
3FG %: 2-7 28.6% 5-6 83.3% 1-3 33.3% 1-2 50.0% 9-12 75.0% 12-15 80.0%

Officials: Ashley Barth, Tommy Prossie, Jonathan Patusek  
Technical Fouls: Ark.-Fort Smith-None, Lubbock Christian-None.  
Attendance: 512  
2021-22 Women's Basketball. Round: 0. Ark.-Fort Smith vs Lubbock Christian. PI

Score by periods	1st	2nd	3rd	4th	Total
Ark.-Fort Smith	2	4	10	18	34
Lubbock Christian	14	24	17	16	71



## 2021-22 STATISTICS

RECORD:	OVERALL	HOME	AWAY	NEUTRAL
ALL GAMES	13-2	5-0	5-1	3-1
CONFERENCE	2-1	1-0	1-1	0-0
NON-CONFERENCE	11-1	4-0	4-0	3-1

##	Player	gp-gs	min	avg	Total		3-Point		F-Throw		Rebounds				pf	dq	a	to	blk	stl	pts	avg
					fg-fga	fg%	3fg-fga	3fg%	ft-fa	ft%	off	def	tot	avg								
00	Grace Foster	15-0	221	14.7	42-79	.532	11-30	.367	15-18	.833	11	36	47	3.1	21	1	10	18	9	4	110	7.3
01	Ashton Duncan	15-15	439	29.3	58-153	.379	37-112	.330	16-20	.800	5	36	41	2.7	17	0	15	13	1	11	169	11.3
02	Maci Maddox	14-0	143	10.2	6-24	.250	0-3	.000	6-6	1.000	1	4	5	0.4	4	0	6	4	0	7	18	1.3
03	Audrey Robertson	15-0	247	16.5	23-60	.383	5-19	.263	13-17	.765	9	7	16	1.1	15	0	9	12	3	11	64	4.3
05	Laynee Burr	15-15	416	27.7	47-101	.465	11-34	.324	20-25	.800	11	38	49	3.3	35	0	38	17	3	18	125	8.3
12	Savannah Sumrall	7-0	42	6.0	1-5	.200	0-1	.000	2-4	.500	1	2	3	0.4	2	0	2	6	0	2	4	0.6
14	Channing Cunyus	15-15	388	25.9	41-89	.461	17-44	.386	21-27	.778	12	46	58	3.9	22	0	28	17	4	23	120	8.0
15	Shaylee Stovall	12-0	73	6.1	4-9	.444	3-6	.500	4-6	.667	0	8	8	0.7	4	0	4	2	0	2	15	1.3
20	Carli Bostwick	7-0	33	4.7	2-6	.333	1-3	.333	0-2	.000	0	2	2	0.3	2	0	1	2	0	2	5	0.7
21	Allie Schulte	15-15	423	28.2	60-126	.476	18-51	.353	47-53	.887	9	43	52	3.5	19	0	52	24	5	48	185	12.3
22	Juliana Robertson	15-15	380	25.3	37-90	.411	4-19	.211	16-21	.762	21	78	99	6.6	42	3	19	32	7	15	94	6.3
23	Brylee Winfrey	7-0	42	6.0	2-12	.167	1-7	.143	6-7	.857	0	5	5	0.7	6	0	5	8	1	2	11	1.6
30	Audrey Spurgin	8-0	37	4.6	1-7	.143	0-0	.000	8-10	.800	0	7	7	0.9	10	0	0	6	1	2	10	1.3
34	Whitney Cox	14-0	85	6.1	7-20	.350	0-0	.000	7-12	.583	2	13	15	1.1	15	0	5	9	5	1	21	1.5
40	Reese Schumann	6-0	31	5.2	2-6	.333	0-0	.000	3-4	.750	6	6	12	2.0	4	0	0	2	0	0	7	1.2
Team											10	27	37				11					
Total.....		15	3000		333-787	.423	108-329	.328	184-232	.793	98	358	456	30.4	218	4	194	183	39	148	958	63.9
Opponents.....		15	3002		281-763	.368	69-252	.274	132-205	.644	130	356	486	32.4	223	3	148	263	23	81	763	50.9

## TEAM STATISTICS

	LCU	OPP
SCORING	958	763
Points per game	63.9	50.9
Scoring margin	+13.0	-
FIELD GOALS-ATT	333-787	281-763
Field goal pct	.423	.368
3 POINT FG-ATT	108-329	69-252
3-point FG pct	.328	.274
3-pt FG made per game	7.2	4.6
FREE THROWS-ATT	184-232	132-205
Free throw pct	.793	.644
F-Throws made per game	12.3	8.8
REBOUNDS	456	486
Rebounds per game	30.4	32.4
Rebounding margin	-2.0	-
ASSISTS	194	148
Assists per game	12.9	9.9
TURNOVERS	183	263
Turnovers per game	12.2	17.5
Turnover margin	+5.3	-
Assist/turnover ratio	1.1	0.6
STEALS	148	81
Steals per game	9.9	5.4
BLOCKS	39	23
Blocks per game	2.6	1.5
ATTENDANCE	3421	1744
Home games-Avg/Game	5-684	6-194
Neutral site-Avg/Game	-	4-146

Score by Periods	1st	2nd	3rd	4th	Totals
Lubbock Christian	232	261	242	223	958
Opponents	179	164	202	218	763

Date	Opponent		Score	Att.
! 11/05/21	vs Montevallo	w	69-55	155
! 11/06/21	at Mont. St. Billings	w	67-61	397
! 11/07/21	vs Tampa	w	56-44	130
^ 11/12/21	at Colo. Christian	w	60-46	237
^ 11/13/21	vs Colorado St.-Pueblo	L	56-64	150
11/19/21	LANDER	w	76-72	612
11/20/21	DAEMEN	w	62-37	617
~ 11/25/21	vs Minn.-Crookston	w	62-42	148
~ 11/26/21	at Hawaii Pacific	w	73-52	152
12/07/21	WEST TEX. A&M	w	60-49	891
12/11/21	at Western N.M.	w	67-39	126
12/16/21	CAMERON	w	75-61	789
* 12/31/21	at Tex. A&M-Kingsville	L	42-59	129
* 01/02/22	at Tex. A&M Int'l	w	62-48	120
* 01/06/22	ARK.-FORT SMITH	w	71-34	512

\* = Conference game

! = DII CCA Tip Off Classic at the Trailhead (Billings, Mont.)

^ = RMAC/LSC Tip-Off Challenge (Lakewood, Colo.)

~ = Oahu Thanksgiving Classic (Honolulu, HI)



# LUBBOCK CHRISTIAN UNIVERSITY WOMEN'S BASKETBALL GAME NOTES

## LCU RECORD WHEN...

At home .....	5-0
On the road .....	5-1
Neutral site.....	3-1
Lone Star Conference .....	2-1

Monday .....	0-0
Tuesday.....	1-0
Wednesday .....	1-0
Thursday .....	2-0
Friday.....	4-1
Saturday.....	3-1
Sunday .....	2-0

Against ranked opponents.....	3-0
Top 5 opponents .....	1-0
Top 10 opponents .....	0-0

### Scoring

70-plus points .....	4-0
60-69 points .....	8-0
50-59 points .....	1-1
49 or less points.....	0-1

### Allowing

70-plus points .....	0-1
60-69 points .....	3-0
50-59 points .....	3-1
49 or less points.....	7-0

### Shooting

50% or better .....	2-0
40-49% .....	8-0
30-39% .....	3-1
29% or less .....	0-1

### Opponents Shooting

50% or better .....	0-1
40-49% .....	2-0
30-39% .....	10-1
29.9% or less .....	1-0

### Percentages From The Field

Out-shooting the opponent .....	12-0
Opponents out-shoot LCU .....	1-2
Tied .....	0-0

### Rebounding

Out-rebound an opponent.....	6-0
Opponent out-rebounds LCU .....	7-2
Tied .....	0-0

### Turnovers

Commit 15 or less turnovers .....	11-2
Commit more than 15 turnovers.....	2-0
Force 15 or less turnovers.....	4-1
Force more than 15 .....	9-1

### Misc.

When Leading after the 1st Quarter.....	10-0
When Tied after the 1st Quarter.....	0-1
When Trailing after the 1st Quarter.....	3-1

When Leading at halftime .....	12-0
When Tied at halftime .....	0-0
When Trailing at halftime .....	1-2

When Leading after the 3rd Quarter .....	12-1
When Tied after the 3rd Quarter .....	0-0
When Trailing after the 3rd Quarter .....	1-1
Overtime .....	0-0

## Lubbock Christian Team Game-by-Game Comparison (as of Jan 11, 2022)

### All games

Opponent	1st	2nd	Score	Mar	Total FG	FG Pct	3-Pointers	3FG Pct	Free Throws	FT Pct	Rebounds	Assist	T/Over	Block	Steal	Fouls
Montevallo	36/26	33/29	69-55	+14	25-59/18-56	.424/.321	13-29/5-22	.448/.227	6-6/14-24	1000/.583	35/41 (6)	19/8	13/16	5/2	11/6	18/13
Mont. St. Billings	36/31	31/30	67-61	+6	22-46/23-51	.478/.451	7-19/7-19	.368/.368	16-21/8-8	.762/1000	25/29 (4)	10/18	13/18	1/0	9/4	12/20
Tampa	24/21	32/23	56-44	+12	20-44/17-43	.455/.395	8-23/5-11	.348/.455	8-11/5-6	.727/.833	26/24 +2	13/12	14/17	2/1	6/3	14/15
Colo. Christian	27/22	33/24	60-46	+14	18-56/18-52	.321/.346	6-23/4-16	.261/.250	18-21/6-13	.857/.462	35/29 +6	9/7	9/15	3/2	9/2	15/17
Colorado St.-Pueblo	28/31	28/33	56-64	(8)	18-51/23-62	.353/.371	6-21/8-25	.286/.320	14-16/10-13	.875/.769	23/41 (18)	8/10	14/13	3/3	9/10	13/14
LANDER	33/37	43/35	76-72	+4	21-45/26-64	.467/.406	4-16/6-20	.250/.300	30-31/14-21	.968/.667	28/40 (12)	10/13	16/17	5/2	4/10	17/24
DAEMEN	27/14	35/23	62-37	+25	19-54/14-49	.352/.286	5-18/1-13	.278/.077	19-22/8-16	.864/.500	36/38 (2)	12/10	8/17	1/2	8/1	21/19
Minn.-Crookston	33/16	29/26	62-42	+20	25-63/14-43	.397/.326	4-25/0-12	.160/.000	8-12/14-22	.667/.636	43/29 +14	17/5	8/15	5/4	7/0	25/12
Hawaii Pacific	41/22	32/30	73-52	+21	27-49/18-57	.551/.316	11-22/6-28	.500/.214	8-12/10-14	.667/.714	34/32 +2	18/9	12/10	0/1	8/3	13/14
WEST TEX. A&M	33/25	27/24	60-49	+11	23-53/18-51	.434/.353	8-19/3-15	.421/.200	6-8/10-15	.750/.667	32/35 (3)	10/8	9/14	2/1	6/7	12/11
Western N.M.	42/15	25/24	67-39	+28	26-58/16-46	.448/.348	8-18/3-14	.444/.214	7-10/4-6	.700/.667	23/29 (6)	12/8	8/23	2/0	15/4	12/12
CAMERON	39/25	36/36	75-61	+14	27-57/24-61	.474/.393	7-20/7-21	.350/.333	14-19/6-6	.737/1000	38/31 +7	19/10	12/17	1/2	9/6	8/16
Tex. A&M-Kingsville	23/31	19/28	42-59	(17)	15-51/22-41	.294/.537	4-28/7-15	.143/.467	8-14/8-13	.571/.615	23/37 (14)	6/13	13/20	3/2	15/8	12/13
Tex. A&M Int'l	33/21	29/27	62-48	+14	22-55/16-45	.400/.356	8-30/5-12	.267/.417	10-14/11-20	.714/.550	26/31 (5)	17/12	15/26	4/1	21/9	18/11
ARK-FORT SMITH	38/6	33/28	71-34	+37	25-46/14-42	.543/.333	9-18/2-9	.500/.222	12-15/4-8	.800/.500	29/20 +9	14/5	19/25	2/0	11/8	8/12

Note: Game totals are displayed in the format TEAM/OPPONENT for each category

**LUBBOCK CHRISTIAN UNIVERSITY WOMEN'S BASKETBALL GAME NOTES**

Lubbock Christian Points-Rebounds-Assists (as of Jan 11, 2022)

**All games**

Opponent	Date	Score		00 FOSTER, GRA	01 DUNCAN, ASH	02 MADDOX, MAC	03 ROBERTSON,	05 BURR, LAYNE	12 SUMRALL, SA	14 CUNYUS, CHA
vs Montevallo	11/05/21	69-55	w	7-9-1	12-4-1	0-0-0	2-0-0	10-3-6	0-0-0	8-2-2
at Mont. St. Billings	11/06/21	67-61	w	0-1-0	22-5-2	DNP	5-0-0	5-2-3	DNP	12-1-2
vs Tampa	11/07/21	56-44	w	10-2-0	10-2-2	0-0-1	1-1-1	18-3-2	DNP	2-5-2
at Colo. Christian	11/12/21	60-46	w	8-2-0	10-2-1	0-1-0	3-3-0	19-3-3	0-2-0	10-8-2
vs Colorado St.-Pueblo	11/13/21	56-64	L	4-5-0	20-4-0	0-0-0	5-0-0	2-2-0	DNP	11-1-0
LANDER	11/19/21	76-72	w	7-8-0	7-1-1	4-0-0	12-1-0	10-4-5	DNP	11-4-2
DAEMEN	11/20/21	62-37	w	8-5-2	10-3-1	2-0-0	0-2-0	7-2-1	0-0-2	5-5-2
vs Minn.-Crookston	11/25/21	62-42	w	8-3-1	5-3-0	2-0-0	6-4-0	6-4-1	0-0-0	10-7-4
at Hawaii Pacific	11/26/21	73-52	w	2-1-0	18-1-2	0-0-0	2-0-0	8-4-4	2-0-0	9-4-1
WEST TEX. A&M	12/07/21	60-49	w	5-0-0	20-1-0	4-1-3	0-0-0	6-3-2	DNP	5-4-2
at Western N.M.	12/11/21	67-39	w	11-1-2	7-4-0	2-2-2	9-2-0	8-2-2	0-1-0	6-1-1
CAMERON	12/16/21	75-61	w	20-4-2	9-4-0	2-0-0	7-1-4	4-5-5	DNP	13-6-2
at Tex. A&M-Kingsville	12/31/21	42-59	L	4-0-1	3-6-1	0-0-0	5-0-1	9-5-3	DNP	6-2-0
at Tex. A&M Int'l	01/02/22	62-48	w	2-2-0	16-1-3	0-0-0	5-2-2	3-4-1	DNP	9-7-5
ARK.-FORT SMITH	01/06/22	71-34	w	14-4-1	0-0-1	2-1-0	2-0-1	10-3-0	2-0-0	3-1-1

Opponent	Date	Score		15 STOVALL, SH	20 BOSTWICK, C	21 SCHULTE, AL	22 ROBERTSON,	23 WINFREY, BR	30 SPURGIN, AU	34 COX, WHITNE
vs Montevallo	11/05/21	69-55	w	0-0-0	0-1-0	19-5-5	9-6-3	0-0-0	2-0-0	0-1-1
at Mont. St. Billings	11/06/21	67-61	w	DNP	DNP	16-7-3	7-5-0	DNP	DNP	0-0-0
vs Tampa	11/07/21	56-44	w	0-0-0	DNP	10-4-4	5-7-1	DNP	0-0-0	0-0-0
at Colo. Christian	11/12/21	60-46	w	3-2-0	0-0-0	4-3-3	0-8-0	0-0-0	0-0-0	3-1-0
vs Colorado St.-Pueblo	11/13/21	56-64	L	0-0-0	DNP	12-6-8	2-5-0	DNP	DNP	DNP
LANDER	11/19/21	76-72	w	DNP	DNP	12-3-2	11-3-0	DNP	DNP	2-0-0
DAEMEN	11/20/21	62-37	w	0-1-1	2-0-0	17-2-2	2-7-1	5-0-0	0-1-0	4-2-0
vs Minn.-Crookston	11/25/21	62-42	w	0-2-2	0-0-0	12-4-4	8-6-3	2-1-1	0-3-0	0-0-1
at Hawaii Pacific	11/26/21	73-52	w	1-1-0	0-0-0	22-4-6	5-13-4	0-2-1	0-0-0	2-0-0
WEST TEX. A&M	12/07/21	60-49	w	DNP	DNP	9-3-2	11-15-1	DNP	DNP	0-1-0
at Western N.M.	12/11/21	67-39	w	6-0-0	0-0-0	6-1-0	5-0-1	0-1-2	1-0-0	4-4-2
CAMERON	12/16/21	75-61	w	0-0-0	DNP	4-5-5	14-8-1	DNP	DNP	2-0-0
at Tex. A&M-Kingsville	12/31/21	42-59	L	0-1-0	DNP	7-1-0	8-8-0	DNP	DNP	0-0-0
at Tex. A&M Int'l	01/02/22	62-48	w	0-1-0	DNP	23-3-5	2-4-1	DNP	DNP	2-2-0
ARK.-FORT SMITH	01/06/22	71-34	w	5-0-1	3-1-1	12-1-3	5-4-3	4-1-1	7-3-0	2-4-1

## LCU - INDIVIDUAL GAME HIGHS

Points	23	Allie Schulte at Tex. A&M Int'l (01/02/22)
	22	Allie Schulte at Hawaii Pacific (11/26/21)
	22	Ashton Duncan at Mont. St. Billings (11/06/21)
	20	Grace Foster vs Cameron (12/16/21)
	20	Ashton Duncan vs West Tex. A&M (12/07/21)
	20	Ashton Duncan vs Colorado St.-Pueblo (11/13/21)
Field Goals Made	9	Allie Schulte at Hawaii Pacific (11/26/21)
	8	Grace Foster vs Cameron (12/16/21)
	8	Ashton Duncan vs West Tex. A&M (12/07/21)
	8	Ashton Duncan vs Colorado St.-Pueblo (11/13/21)
	8	Allie Schulte vs Montevallo (11/05/21)
Field Goal Att.	18	Ashton Duncan at Tex. A&M Int'l (01/02/22)
	15	Ashton Duncan vs West Tex. A&M (12/07/21)
FG Pct (min 5 made)	.833 (5-6)	Allie Schulte vs Ark.-Fort Smith (01/06/22)
	.727 (8-11)	Allie Schulte vs Montevallo (11/05/21)
3-Point FG Made	6	Ashton Duncan at Hawaii Pacific (11/26/21)
	4	Ashton Duncan at Tex. A&M Int'l (01/02/22)
	4	Ashton Duncan vs West Tex. A&M (12/07/21)
	4	Allie Schulte at Hawaii Pacific (11/26/21)
	4	Ashton Duncan vs Colorado St.-Pueblo (11/13/21)
	4	Ashton Duncan vs Montevallo (11/05/21)
3-Point FG Att.	16	Ashton Duncan at Tex. A&M Int'l (01/02/22)
	12	Ashton Duncan vs Montevallo (11/05/21)
3-Pt FG Pct (min 2 made)	1.000 (2-2)	Channing Cunyus at Western N.M. (12/11/21)
	1.000 (2-2)	Grace Foster at Western N.M. (12/11/21)
	1.000 (2-2)	Channing Cunyus vs Montevallo (11/05/21)
Free Throws Made	10	Allie Schulte vs Lander (11/19/21)
	8	Allie Schulte vs Colorado St.-Pueblo (11/13/21)
Free Throw Att.	10	Allie Schulte vs Lander (11/19/21)
	8	Allie Schulte at Tex. A&M Int'l (01/02/22)
	8	Channing Cunyus vs Cameron (12/16/21)
	8	Allie Schulte vs Colorado St.-Pueblo (11/13/21)
FT Pct (min 3 made)	1.000 (10-10)	Allie Schulte vs Lander (11/19/21)
	1.000 (8-8)	Allie Schulte vs Colorado St.-Pueblo (11/13/21)
	1.000 (6-6)	Allie Schulte vs Daemen (11/20/21)
	1.000 (6-6)	Channing Cunyus at Colo. Christian (11/12/21)
	1.000 (6-6)	Allie Schulte at Mont. St. Billings (11/06/21)
	1.000 (4-4)	Whitney Cox at Western N.M. (12/11/21)
	1.000 (4-4)	Channing Cunyus vs Lander (11/19/21)
	1.000 (4-4)	Laynee Burr vs Lander (11/19/21)
	1.000 (4-4)	Laynee Burr vs Tampa (11/07/21)
	1.000 (4-4)	Juliana Robertson vs Montevallo (11/05/21)
	1.000 (3-3)	Grace Foster vs Cameron (12/16/21)
	1.000 (3-3)	Laynee Burr at Colo. Christian (11/12/21)
Rebounds	15	Juliana Robertson vs West Tex. A&M (12/07/21)
	13	Juliana Robertson at Hawaii Pacific (11/26/21)
Assists	8	Allie Schulte vs Colorado St.-Pueblo (11/13/21)
	6	Allie Schulte at Hawaii Pacific (11/26/21)
	6	Laynee Burr vs Montevallo (11/05/21)
Steals	8	Allie Schulte at Tex. A&M Int'l (01/02/22)
	7	Allie Schulte at Tex. A&M-Kingsville (12/31/21)
Blocked Shots	2	Whitney Cox vs Ark.-Fort Smith (01/06/22)
	2	Grace Foster at Tex. A&M Int'l (01/02/22)

## OPPONENT - INDIVIDUAL GAME HIGHS

Points	27	Zamiya Passmore vs Lander (11/19/21)
	18	Alisha Davis vs Colorado St.-Pueblo (11/13/21)
	16	Jayde Tschritter at Tex. A&M-Kingsville (12/31/21)
	16	Avery Cargill at Hawaii Pacific (11/26/21)
	15	Whitney Outon vs Cameron (12/16/21)
Field Goals Made	10	Zamiya Passmore vs Lander (11/19/21)
	7	Alisha Davis vs Colorado St.-Pueblo (11/13/21)
	7	Taryn Shelley at Mont. St. Billings (11/06/21)
Field Goal Att.	19	Zamiya Passmore vs Lander (11/19/21)
	17	Alisha Davis vs Colorado St.-Pueblo (11/13/21)
FG Pct (min 5 made)	1.000 (5-5)	Kortney Nelson at Mont. St. Billings (11/06/21)
	.833 (5-6)	Agnes Paul at Colo. Christian (11/12/21)
3-Point FG Made	4	Jayde Tschritter at Tex. A&M-Kingsville (12/31/21)
	4	Avery Cargill at Hawaii Pacific (11/26/21)
	4	Tomia Johnson vs Colorado St.-Pueblo (11/13/21)
3-Point FG Att.	9	Tomia Johnson vs Colorado St.-Pueblo (11/13/21)
	8	Avery Cargill at Hawaii Pacific (11/26/21)
	8	Makaela Zeldenryk at Hawaii Pacific (11/26/21)
	8	Zamiya Passmore vs Lander (11/19/21)
	8	Shayla Montague at Mont. St. Billings (11/06/21)
3-Pt FG Pct (min 2 made)	1.000 (2-2)	Eleanor Marciszewsk vs Tampa (11/07/21)
	.750 (3-4)	Whitney Outon vs Cameron (12/16/21)
Free Throws Made	7	Shyan Flack vs Montevallo (11/05/21)
	6	Raiana Brown at Tex. A&M Int'l (01/02/22)
	6	Aniaya Jester vs Lander (11/19/21)
	6	JaNaiya Davis vs Colorado St.-Pueblo (11/13/21)
Free Throw Att.	13	Raiana Brown at Tex. A&M Int'l (01/02/22)
	10	Shyan Flack vs Montevallo (11/05/21)
FT Pct (min 3 made)	1.000 (4-4)	Allison Ross at Hawaii Pacific (11/26/21)
	1.000 (3-3)	Emily Swiercz at Tex. A&M Int'l (01/02/22)
Rebounds	13	Shyan Flack vs Montevallo (11/05/21)
	12	Alisha Davis vs Colorado St.-Pueblo (11/13/21)
Assists	7	Zamiya Passmore vs Lander (11/19/21)
	6	Mia Rivers at Tex. A&M-Kingsville (12/31/21)
Steals	5	Karley Motschenbach vs West Tex. A&M (12/07/21)
	4	Makaila Cange vs Lander (11/19/21)
	4	Michaela Edwards vs Montevallo (11/05/21)
Blocked Shots	2	Abi Fraaza vs Minn.-Crookston (11/25/21)
	2	Abigail Leach vs Minn.-Crookston (11/25/21)
	2	Miriam Recarte vs Lander (11/19/21)
Turnovers	7	Raiana Brown at Tex. A&M Int'l (01/02/22)
	7	Emily Swiercz at Tex. A&M Int'l (01/02/22)
Fouls	5	Sarah Crews vs Lander (11/19/21)
	5	Sydney Daniels at Colo. Christian (11/12/21)
	5	Dyauni Boyce at Mont. St. Billings (11/06/21)

## DOUBLE-DOUBLES

Juliana Robertson 11 pts, 15 reb; WEST TEX. A&amp;M, 12/07/21

## GAME BY GAME SPECIALTY STATS

Opponent	T/O	2ndCh	Paint	FastB	Bench	Ties	Leads	WL	Score	Leads overcome
Montevallo	17	9	24	0	11	0	0	W	69-55	
Mont. St. Billings	16	6	24	8	5	0	3	W	67-61	trailed by 12 2nd-09:46
Tampa	28	2	22	2	11	0	3	W	56-44	trailed by 3 2nd-07:27
Colo. Christian	14	12	18	4	17	1	2	W	60-46	trailed by 2 1st-02:44
Colorado St.-Pueblo	10	0	20	0	9	1	3	L	56-64	lost 5 3rd-04:12
Lander	20	8	26	15	25	3	7	W	76-72	trailed by 13 2nd-04:52
Daemen	15	10	22	2	21	0	0	W	62-37	
Minn.-Crookston	18	19	36	6	21	0	0	W	62-42	
Hawaii Pacific	11	9	30	4	11	0	1	W	73-52	trailed by 2 1st-09:15
West Tex. A&M	22	5	24	4	9	3	3	W	60-49	trailed by 5 1st-03:06
Western N.M.	33	9	26	2	35	0	1	W	67-39	trailed by 1 1st-07:15
Cameron	24	4	34	1	31	0	1	W	75-61	trailed by 9 1st-06:32
Tex. A&M-Kingsville	15	8	20	9	9	2	0	L	42-59	
Tex. A&M Int'l	20	7	24	3	9	0	0	W	62-48	
Ark.-Fort Smith	27	4	28	10	41	0	0	W	71-34	
Totals	290	112	378	70	265	10	24			
Average/Game	19.3	7.5	25.2	4.7	17.7	0.7	1.6			
Opponent	157	109	342	60	212	19	21			
Average/Game	10.5	7.3	22.8	4.0	14.1	1.3	1.4			



**LCU - TEAM GAME HIGHS**

POINTS	76	LANDER (11/19/21)
	75	CAMERON (12/16/21)
	73	at Hawaii Pacific (11/26/21)
	71	ARK.-FORT SMITH (01/06/22)
	69	vs Montevallo (11/05/21)
FIELD GOALS MADE	27	CAMERON (12/16/21)
	27	at Hawaii Pacific (11/26/21)
FIELD GOAL ATTEMPTS	63	vs Minn.-Crookston (11/25/21)
	59	vs Montevallo (11/05/21)
FIELD GOAL PERCENTAGE	.551 (27-49)	at Hawaii Pacific (11/26/21)
	.543 (25-46)	ARK.-FORT SMITH (01/06/22)
3 PT FIELD GOALS MADE	13	vs Montevallo (11/05/21)
	11	at Hawaii Pacific (11/26/21)
3 PT FG ATTEMPTS	30	at Tex. A&M Int'l (01/02/22)
	29	vs Montevallo (11/05/21)
3 PT FG PERCENTAGE	.500 (11-22)	at Hawaii Pacific (11/26/21)
	.500 (9-18)	ARK.-FORT SMITH (01/06/22)
FREE THROWS MADE	30	LANDER (11/19/21)
	19	DAEMEN (11/20/21)
FREE THROW ATTEMPTS	31	LANDER (11/19/21)
	22	DAEMEN (11/20/21)
FREE THROW PERCENTAGE	1.000 (6-6)	vs Montevallo (11/05/21)
	.968 (30-31)	LANDER (11/19/21)
REBOUNDS	43	vs Minn.-Crookston (11/25/21)
	38	CAMERON (12/16/21)
ASSISTS	19	CAMERON (12/16/21)
	19	vs Montevallo (11/05/21)
STEALS	21	at Tex. A&M Int'l (01/02/22)
	15	at Tex. A&M-Kingsville (12/31/21)
	15	at Western N.M. (12/11/21)
BLOCKED SHOTS	5	vs Minn.-Crookston (11/25/21)
	5	LANDER (11/19/21)
	5	vs Montevallo (11/05/21)
TURNOVERS	19	ARK.-FORT SMITH (01/06/22)
	16	LANDER (11/19/21)
FOULS	25	vs Minn.-Crookston (11/25/21)
	21	DAEMEN (11/20/21)

**LCU - TEAM GAME LOWS**

POINTS	42	at Tex. A&M-Kingsville (12/31/21)
	56	vs Tampa (11/07/21)
	56	vs Colorado St.-Pueblo (11/13/21)
	60	at Colo. Christian (11/12/21)
	60	WEST TEX. A&M (12/07/21)
FIELD GOALS MADE	15	at Tex. A&M-Kingsville (12/31/21)
	18	at Colo. Christian (11/12/21)
	18	vs Colorado St.-Pueblo (11/13/21)
FIELD GOAL ATTEMPTS	44	vs Tampa (11/07/21)
	45	LANDER (11/19/21)
FIELD GOAL PERCENTAGE	.294 (15-51)	at Tex. A&M-Kingsville (12/31/21)
	.321 (18-56)	at Colo. Christian (11/12/21)
3 PT FIELD GOALS MADE	4	LANDER (11/19/21)
	4	vs Minn.-Crookston (11/25/21)
	4	at Tex. A&M-Kingsville (12/31/21)
3 PT FG ATTEMPTS	16	LANDER (11/19/21)
	18	DAEMEN (11/20/21)
	18	at Western N.M. (12/11/21)
	18	ARK.-FORT SMITH (01/06/22)
3 PT FG PERCENTAGE	.143 (4-28)	at Tex. A&M-Kingsville (12/31/21)
	.160 (4-25)	vs Minn.-Crookston (11/25/21)
FREE THROWS MADE	6	vs Montevallo (11/05/21)
	6	WEST TEX. A&M (12/07/21)
FREE THROW ATTEMPTS	6	vs Montevallo (11/05/21)
	8	WEST TEX. A&M (12/07/21)
FREE THROW PERCENTAGE	.571 (8-14)	at Tex. A&M-Kingsville (12/31/21)
	.667 (8-12)	vs Minn.-Crookston (11/25/21)
	.667 (8-12)	at Hawaii Pacific (11/26/21)
REBOUNDS	23	vs Colorado St.-Pueblo (11/13/21)
	23	at Western N.M. (12/11/21)
	23	at Tex. A&M-Kingsville (12/31/21)
ASSISTS	6	at Tex. A&M-Kingsville (12/31/21)
	8	vs Colorado St.-Pueblo (11/13/21)
STEALS	4	LANDER (11/19/21)
	6	vs Tampa (11/07/21)
	6	WEST TEX. A&M (12/07/21)
BLOCKED SHOTS	0	at Hawaii Pacific (11/26/21)
	1	at Mont. St. Billings (11/06/21)
	1	DAEMEN (11/20/21)
	1	CAMERON (12/16/21)
TURNOVERS	8	DAEMEN (11/20/21)
	8	vs Minn.-Crookston (11/25/21)
	8	at Western N.M. (12/11/21)
FOULS	8	CAMERON (12/16/21)
	8	ARK.-FORT SMITH (01/06/22)

**LCU OPPONENT - TEAM GAME HIGHS**

POINTS	72	LANDER (11/19/21)
	64	vs Colorado St.-Pueblo (11/13/21)
	61	CAMERON (12/16/21)
	61	at Mont. St. Billings (11/06/21)
	59	at Tex. A&M-Kingsville (12/31/21)
FIELD GOALS MADE	26	LANDER (11/19/21)
	24	CAMERON (12/16/21)
FIELD GOAL ATTEMPTS	64	LANDER (11/19/21)
	62	vs Colorado St.-Pueblo (11/13/21)
FIELD GOAL PERCENTAGE	.537 (22-41)	at Tex. A&M-Kingsville (12/31/21)
	.451 (23-51)	at Mont. St. Billings (11/06/21)
3 PT FIELD GOALS MADE	8	vs Colorado St.-Pueblo (11/13/21)
	7	at Tex. A&M-Kingsville (12/31/21)
	7	CAMERON (12/16/21)
	7	at Mont. St. Billings (11/06/21)
3 PT FG ATTEMPTS	28	at Hawaii Pacific (11/26/21)
	25	vs Colorado St.-Pueblo (11/13/21)
3 PT FG PERCENTAGE	.467 (7-15)	at Tex. A&M-Kingsville (12/31/21)
	.455 (5-11)	vs Tampa (11/07/21)
FREE THROWS MADE	14	vs Minn.-Crookston (11/25/21)
	14	LANDER (11/19/21)
	14	vs Montevallo (11/05/21)
FREE THROW ATTEMPTS	24	vs Montevallo (11/05/21)
	22	vs Minn.-Crookston (11/25/21)
FREE THROW PERCENTAGE	1.000 (8-8)	at Mont. St. Billings (11/06/21)
	1.000 (6-6)	CAMERON (12/16/21)
REBOUNDS	41	vs Colorado St.-Pueblo (11/13/21)
	41	vs Montevallo (11/05/21)
ASSISTS	18	at Mont. St. Billings (11/06/21)
	13	at Tex. A&M-Kingsville (12/31/21)
	13	LANDER (11/19/21)
STEALS	10	LANDER (11/19/21)
	10	vs Colorado St.-Pueblo (11/13/21)
BLOCKED SHOTS	4	vs Minn.-Crookston (11/25/21)
	3	vs Colorado St.-Pueblo (11/13/21)
TURNOVERS	26	at Tex. A&M Int'l (01/02/22)
	25	ARK.-FORT SMITH (01/06/22)
FOULS	24	LANDER (11/19/21)
	20	at Mont. St. Billings (11/06/21)

**LCU OPPONENT - TEAM GAME LOWS**

POINTS	34	ARK.-FORT SMITH (01/06/22)
	37	DAEMEN (11/20/21)
	39	at Western N.M. (12/11/21)
	42	vs Minn.-Crookston (11/25/21)
	44	vs Tampa (11/07/21)
FIELD GOALS MADE	14	DAEMEN (11/20/21)
	14	vs Minn.-Crookston (11/25/21)
	14	ARK.-FORT SMITH (01/06/22)
FIELD GOAL ATTEMPTS	41	at Tex. A&M-Kingsville (12/31/21)
	42	ARK.-FORT SMITH (01/06/22)
FIELD GOAL PERCENTAGE	.286 (14-49)	DAEMEN (11/20/21)
	.316 (18-57)	at Hawaii Pacific (11/26/21)
3 PT FIELD GOALS MADE	0	vs Minn.-Crookston (11/25/21)
	1	DAEMEN (11/20/21)
3 PT FG ATTEMPTS	9	ARK.-FORT SMITH (01/06/22)
	11	vs Tampa (11/07/21)
3 PT FG PERCENTAGE	.000 (0-12)	vs Minn.-Crookston (11/25/21)
	.077 (1-13)	DAEMEN (11/20/21)
FREE THROWS MADE	4	at Western N.M. (12/11/21)
	4	ARK.-FORT SMITH (01/06/22)
FREE THROW ATTEMPTS	6	vs Tampa (11/07/21)
	6	at Western N.M. (12/11/21)
	6	CAMERON (12/16/21)
FREE THROW PERCENTAGE	.462 (6-13)	at Colo. Christian (11/12/21)
	.500 (4-8)	ARK.-FORT SMITH (01/06/22)
	.500 (8-16)	DAEMEN (11/20/21)
REBOUNDS	20	ARK.-FORT SMITH (01/06/22)
	24	vs Tampa (11/07/21)
ASSISTS	5	vs Minn.-Crookston (11/25/21)
	5	ARK.-FORT SMITH (01/06/22)
STEALS	0	vs Minn.-Crookston (11/25/21)
	1	DAEMEN (11/20/21)
BLOCKED SHOTS	0	at Mont. St. Billings (11/06/21)
	0	at Western N.M. (12/11/21)
	0	ARK.-FORT SMITH (01/06/22)
TURNOVERS	10	at Hawaii Pacific (11/26/21)
	13	vs Colorado St.-Pueblo (11/13/21)
FOULS	11	WEST TEX. A&M (12/07/21)
	11	at Tex. A&M Int'l (01/02/22)

## CONFERENCE STATISTICS

#	Player	gp-gs	min	avg	Total			3-Point			F-Throw		Rebounds									
					fg-g	fg-fga	fg%	3fg-g	3fg-fga	3fg%	ft-g	ft-fga	ft%	off	def	tot	avg	pf	dq	a	to	blk
00	Grace Foster	3-0	42	14.0	7-14	.500	3-7	.429	3-4	.750	2	4	6	2.0	7	1	2	2	2	1	20	6.7
01	Ashton Duncan	3-3	84	28.0	6-36	.167	4-30	.133	3-4	.750	0	7	7	2.3	3	0	5	3	0	3	19	6.3
02	Maci Maddox	3-0	28	9.3	1-3	.333	0-1	.000	0-0	.000	1	0	1	0.3	0	0	0	1	0	1	2	0.7
03	Audrey Robertson	3-0	50	16.7	4-7	.571	1-3	.333	3-4	.750	2	0	2	0.7	4	0	4	6	1	4	12	4.0
05	Layne Burr	3-3	74	24.7	9-17	.529	2-6	.333	2-4	.500	3	9	12	4.0	5	0	4	2	0	3	22	7.3
12	Savannah Sumrall	1-0	13	13.0	0-1	.000	0-1	.000	2-4	.500	0	0	0	0.0	0	0	0	2	0	0	2	2.0
14	Channing Cunyus	3-3	72	24.0	7-16	.438	3-9	.333	1-2	.500	3	7	10	3.3	5	0	6	5	1	6	18	6.0
15	Shaylee Stovall	3-0	21	7.0	2-3	.667	1-1	1.000	0-0	.000	0	2	2	0.7	0	0	1	1	0	2	5	1.7
20	Carli Bostwick	1-0	10	10.0	1-1	1.000	1-1	1.000	0-0	.000	0	1	1	1.0	0	0	1	0	0	0	3	3.0
21	Allie Schulte	3-3	83	27.7	14-30	.467	5-14	.357	9-13	.692	3	2	5	1.7	2	0	8	7	2	19	42	14.0
22	Juliana Robertson	3-3	72	24.0	7-13	.538	1-3	.333	0-0	.000	4	12	16	5.3	7	1	4	4	1	7	15	5.0
23	Brylee Winfrey	1-0	11	11.0	1-1	1.000	0-0	.000	2-2	1.000	0	1	1	1.0	0	0	1	4	0	1	4	4.0
30	Audrey Spurgin	1-0	10	10.0	1-1	1.000	0-0	.000	5-6	.833	0	3	3	3.0	2	0	0	2	0	0	7	7.0
34	Whitney Cox	3-0	20	6.7	2-7	.286	0-0	.000	0-0	.000	1	5	6	2.0	2	0	1	4	2	0	4	1.3
40	Reese Schumann	1-0	10	10.0	0-2	.000	0-0	.000	0-0	.000	2	0	2	2.0	1	0	0	2	0	0	0	0.0
Team														1	3	4				2		
Total.....		3	600		62-152	.408	21-76	.276	30-43	.698	22	56	78	26.0	38	2	37	47	9	47	175	58.3
Opponents.....		3	600		52-128	.406	14-36	.389	23-41	.561	17	71	88	29.3	36	0	30	71	3	25	141	47.0

Date	Opponent	Score
* 12/31/21	at Tex. A&M-Kingsville	L 42-59
* 01/02/22	at Tex. A&M Int'l	w 62-48
* 01/06/22	ARK.-FORT SMITH	w 71-34

\* = Conference game

## HOME STATISTICS

#	Player	Total					3-Point			F-Throw		Rebounds				pf	dq	a	to	blk	stl	pts	avg
		gp-gs	min	avg	fg-fga	fg%	3fg-fga	3fg%	ft-fa	ft%	off	def	tot	avg									
00	Grace Foster	5-0	80	16.0	20-35	.571	5-12	.417	9-9	1.000	5	16	21	4.2	4	0	5	6	2	1	54	10.8	
01	Ashton Duncan	5-5	138	27.6	16-47	.340	9-28	.321	5-6	.833	1	8	9	1.8	6	0	3	5	0	4	46	9.2	
02	Maci Maddox	5-0	59	11.8	4-11	.364	0-2	.000	6-6	1.000	1	1	2	0.4	2	0	3	2	0	2	14	2.8	
03	Audrey Robertson	5-0	82	16.4	7-19	.368	2-5	.400	5-6	.833	2	2	4	0.8	6	0	5	2	1	3	21	4.2	
05	Layne Burr	5-5	131	26.2	13-27	.481	5-11	.455	6-6	1.000	2	15	17	3.4	10	0	13	7	1	3	37	7.4	
12	Savannah Sumrall	2-0	19	9.5	0-2	.000	0-1	.000	2-4	.500	0	0	0	0.0	0	0	2	2	0	1	2	1.0	
14	Channing Cunyus	5-5	127	25.4	11-23	.478	4-12	.333	11-15	.733	2	18	20	4.0	6	0	9	6	0	5	37	7.4	
15	Shaylee Stovall	3-0	20	6.7	2-4	.500	1-1	1.000	0-0	.000	0	1	1	0.3	0	0	2	1	0	0	3	1.7	
20	Carli Bostwick	2-0	14	7.0	2-2	1.000	1-1	1.000	0-0	.000	0	1	1	0.5	1	0	1	1	0	1	5	2.5	
21	Allie Schulte	5-5	135	27.0	16-29	.552	3-8	.375	19-19	1.000	2	12	14	2.8	5	0	14	7	1	9	54	10.8	
22	Juliana Robertson	5-5	116	23.2	17-35	.486	2-7	.286	7-9	.778	10	27	37	7.4	12	1	6	11	3	7	43	8.6	
23	Brylee Winfrey	2-0	17	8.5	2-7	.286	1-3	.333	4-5	.800	0	1	1	0.5	2	0	1	4	0	1	9	4.5	
30	Audrey Spurgin	2-0	14	7.0	1-1	1.000	0-0	.000	5-6	.833	0	4	4	2.0	3	0	0	3	0	0	7	3.5	
34	Whitney Cox	5-0	34	6.8	4-11	.364	0-0	.000	2-4	.500	2	5	7	1.4	7	0	1	4	3	1	10	2.0	
40	Reese Schumann	2-0	14	7.0	0-2	.000	0-0	.000	0-0	.000	2	0	2	1.0	2	0	0	2	0	0	0	0.0	
Team														6	17	23				1			
Total.....		5	1000		115-255	.451	33-91	.363	81-95	.853	35	128	163	32.6	66	1	65	64	11	38	344	68.8	
Opponents.....		5	1002		96-267	.360	19-78	.244	42-66	.636	53	111	164	32.8	82	1	46	90	7	32	253	50.6	

## AWAY STATISTICS

#	Player	gp-gs	min	avg	Total			3-Point			F-Throw			Rebounds				pf	dq	a	to	blk	stl	pts	avg
					fg	fga	fg%	3fg	3fga	3fg%	ft	fta	ft%	off	def	tot	avg								
00	Grace Foster	6-0	77	12.8	9-21	.429	3-9	.333	6-8	.750	2	5	7	1.2	10	1	3	6	3	1	27	4.5			
01	Ashton Duncan	6-6	184	30.7	25-67	.373	17-53	.321	9-12	.750	2	17	19	3.2	7	0	9	4	1	5	76	12.7			
02	Maci Maddox	5-0	51	10.2	1-10	.100	0-1	.000	0-0	.000	0	3	3	0.6	1	0	2	2	0	3	2	0.4			
03	Audrey Robertson	6-0	104	17.3	11-21	.524	3-8	.375	4-5	.800	4	3	7	1.2	6	0	3	8	2	5	29	4.8			
05	Layne Burr	6-6	166	27.7	21-43	.488	2-12	.167	8-13	.615	6	14	20	3.3	12	0	16	4	0	9	52	8.7			
12	Savannah Sumrall	3-0	14	4.7	1-2	.500	0-0	.000	0-0	.000	1	2	3	1.0	2	0	0	3	0	1	2	0.7			
14	Channing Cunyus	6-6	163	27.2	18-43	.419	7-19	.368	9-10	.900	7	16	23	3.8	7	0	11	6	1	13	52	8.7			
15	Shaylee Stovall	5-0	34	6.8	2-3	.667	2-3	.667	4-6	.667	0	5	5	1.0	2	0	0	1	0	2	10	2.0			
20	Carli Bostwick	3-0	12	4.0	0-1	.000	0-1	.000	0-2	.000	0	0	0	0.0	0	0	0	1	0	1	0	0.0			
21	Allie Schulte	6-6	175	29.2	26-61	.426	10-29	.345	16-20	.800	5	14	19	3.2	7	0	17	11	3	31	78	13.0			
22	Juliana Robertson	6-6	150	25.0	12-28	.429	0-3	.000	3-6	.500	8	30	38	6.3	19	2	6	13	2	5	27	4.5			
23	Brylee Winfrey	3-0	15	5.0	0-2	.000	0-2	.000	0-0	.000	0	3	3	1.0	3	0	3	1	0	1	0	0.0			
30	Audrey Spurgin	3-0	10	3.3	0-5	.000	0-0	.000	1-2	.500	0	0	0	0.0	3	0	0	1	0	0	1	0.3			
34	Whitney Cox	6-0	34	5.7	3-6	.500	0-0	.000	5-6	.833	0	7	7	1.2	3	0	2	3	1	0	11	1.8			
40	Reese Schumann	3-0	11	3.7	1-2	.500	0-0	.000	2-2	1.000	2	3	5	1.7	0	0	0	0	0	0	4	1.3			
Team											2	5	7							6					
Total.....		6	1200		130-315	.413	44-140	.314	67-92	.728	39	127	166	27.7	82	3	72	70	13	77	371	61.8			
Opponents.....		6	1200		113-292	.387	32-104	.308	47-74	.635	44	143	187	31.2	87	2	67	112	6	30	305	50.8			

## NEUTRAL SITE STATISTICS

#	Player	gp-gs	min	avg	Total			3-Point			F-Throw			Rebounds									
					fg-pg	fg%	3fg-pg	3fg%	ft-pg	ft%	off	def	tot	avg	pf	dq	a	to	blk	stl	pts	avg	
00	Grace Foster	4-0	64	16.0	13-23	.565	3-9	.333	0-1	.000	4	15	19	4.8	7	0	2	6	4	2	29	7.3	
01	Ashton Duncan	4-4	117	29.3	17-39	.436	11-31	.355	2-2	1.000	2	11	13	3.3	4	0	3	4	0	2	47	11.8	
02	Maci Maddox	4-0	33	8.3	1-3	.333	0-0	.000	0-0	.000	0	0	0	0.0	1	0	0	0	2	2	0.5		
03	Audrey Robertson	4-0	61	15.3	5-20	.250	0-6	.000	4-6	.667	3	2	5	1.3	3	0	1	2	0	3	14	3.5	
05	Layne Burr	4-4	119	29.8	13-31	.419	4-11	.364	6-6	1.000	3	9	12	3.0	13	0	9	6	2	6	36	9.0	
12	Savannah Sumrall	2-0	9	4.5	0-1	.000	0-0	.000	0-0	.000	0	0	0	0.0	0	0	1	0	0	0	0		
14	Channing Cunniff	4-4	98	24.5	12-23	.522	6-13	.462	1-2	.500	3	12	15	3.8	9	0	8	5	3	31	7.8		
15	Shaylee Stovall	4-0	19	4.8	0-2	.000	0-2	.000	0-0	.000	0	2	2	0.5	2	0	2	0	0	0	0		
20	Carli Bostwick	2-0	7	3.5	0-3	.000	0-1	.000	0-0	.000	0	1	1	0.5	1	0	0	0	0	0	0		
21	Allie Schulte	4-4	113	28.3	18-36	.500	5-14	.357	12-14	.857	2	17	19	4.8	7	0	21	6	1	8	53	13.3	
22	Juliana Robertson	4-4	114	28.5	8-27	.296	2-9	.222	6-6	1.000	3	21	24	6.0	11	0	7	8	2	3	24	6.0	
23	Brylee Winfrey	2-0	10	5.0	0-3	.000	0-2	.000	2-2	1.000	0	1	1	0.5	1	0	1	3	1	0	2	1.0	
30	Audrey Spurgin	3-0	13	4.3	0-1	.000	0-0	.000	2-2	1.000	0	3	1	0.4	4	0	0	2	1	2	2	0.7	
34	Whitney Cox	3-0	17	5.7	0-3	.000	0-0	.000	0-2	.000	0	1	1	0.3	5	0	2	2	1	0	0	0.0	
40	Reese Schumann	1-0	6	6.0	1-2	.500	0-0	.000	1-2	.500	2	3	5	1.5	2	0	0	0	0	0	3	3.0	
Team											2	5	7				4						
Total.....		4	800		88-217	.406	31-98	.316	36-45	.800	24	103	127	31.8	70	0	57	49	15	33	243	60.8	
Opponents.....		4	800		72-204	.353	18-70	.257	43-65	.662	33	102	135	33.8	74	0	35	61	10	19	205	51.2	

# LUBBOCK CHRISTIAN UNIVERSITY WOMEN'S BASKETBALL GAME NOTES

Lubbock Christian Overall/Conference Statistics (as of Jan 11, 2022)

## All games

SUMMARY	Overall Statistics										Conference Statistics									
	gp-gs	min/g	fg%	3fg%	ft%	r/g	a/g	stl	bkl	pts/g	gp-gs	min/g	fg%	3fg%	ft%	r/g	a/g	stl	bkl	pts/g
Grace Foster	15-0	14.7	.532	.367	.833	3.1	0.7	4	9	7.3	3-0	14.0	.500	.429	.750	2.0	0.7	1	2	6.7
Ashton Duncan	15-15	29.3	.379	.330	.800	2.7	1.0	11	1	11.3	3-3	28.0	.167	.133	.750	2.3	1.7	3	0	6.3
Maci Maddox	14-0	10.2	.250	.000	1.000	0.4	0.4	7	0	1.3	3-0	9.3	.333	.000	.000	0.3	0.0	1	0	0.7
Audrey Robertson	15-0	16.5	.383	.263	.765	1.1	0.6	11	3	4.3	3-0	16.7	.571	.333	.750	0.7	1.3	4	1	4.0
Laynee Burr	15-15	27.7	.465	.324	.800	3.3	2.5	18	3	8.3	3-3	24.7	.529	.333	.500	4.0	1.3	3	0	7.3
Savannah Sumrall	7-0	6.0	.200	.000	.500	0.4	0.3	2	0	0.6	1-0	13.0	.000	.000	.500	0.0	0.0	0	0	2.0
Channing Cunyus	15-15	25.9	.461	.386	.778	3.9	1.9	23	4	8.0	3-3	24.0	.438	.333	.500	3.3	2.0	6	1	6.0
Shaylee Stovall	12-0	6.1	.444	.500	.667	0.7	0.3	2	0	1.3	3-0	7.0	.667	1.000	.000	0.7	0.3	2	0	1.7
Carli Bostwick	7-0	4.7	.333	.333	.000	0.3	0.1	2	0	0.7	1-0	10.0	1.000	.000	.000	1.0	1.0	0	0	3.0
Allie Schulte	15-15	28.2	.476	.353	.887	3.5	3.5	48	5	12.3	3-3	27.7	.467	.357	.692	1.7	2.7	19	2	14.0
Juliana Robertson	15-15	25.3	.411	.211	.762	6.6	1.3	15	7	6.3	3-3	24.0	.538	.333	.000	5.3	1.3	7	1	5.0
Brylee Winfrey	7-0	6.0	.167	.143	.857	0.7	0.7	2	1	1.6	1-0	11.0	1.000	.000	1.000	1.0	1.0	1	0	4.0
Audrey Spurgin	8-0	4.6	.143	.000	.800	0.9	0.0	2	1	1.3	1-0	10.0	1.000	.000	.833	3.0	0.0	0	0	7.0
Whitney Cox	14-0	6.1	.350	.000	.583	1.1	0.4	1	5	1.5	3-0	6.7	.286	.000	.000	2.0	0.3	0	2	1.3
Reese Schumann	6-0	5.2	.333	.000	.750	2.0	0.0	0	0	1.2	1-0	10.0	.000	.000	.000	2.0	0.0	0	0	0.0
Totals	15		.423	.328	.793	30.4	12.9	148	39	63.9	3		.408	.276	.698	26.0	12.3	47	9	58.3
Opponent	15		.368	.274	.644	32.4	9.9	81	23	50.9	3		.406	.389	.561	29.3	10.0	25	3	47.0

SCORING	Overall Statistics										Conference Statistics									
	fg-fga	fg%	3fg-fga	3fg%	ft-fa	ft%	pts	pts/g	fg-fga	fg%	3fg-fga	3fg%	ft-fa	ft%	pts	pts/g	fg-fga	fg%	3fg-fga	3fg%
Grace Foster	42-79	.532	11-30	.367	15-18	.833	110	7.3	7-14	.500	3-7	.429	3-4	.750	20	6.7	6-11	.545	2-5	.400
Ashton Duncan	58-153	.379	37-112	.330	16-20	.800	169	11.3	6-36	.167	4-30	.133	3-4	.750	19	6.3	6-36	.167	4-30	.133
Maci Maddox	6-24	.250	0-3	.000	6-6	1.000	18	1.3	1-3	.333	0-1	.000	0-0	.000	2	0.7	1-3	.333	0-1	.000
Audrey Robertson	23-60	.383	5-19	.263	13-17	.765	64	4.3	4-7	.571	1-3	.333	3-4	.750	12	4.0	4-7	.571	1-3	.333
Laynee Burr	47-101	.465	11-34	.324	20-25	.800	125	8.3	9-17	.529	2-6	.333	2-4	.500	22	7.3	9-17	.529	2-6	.333
Savannah Sumrall	1-5	.200	0-1	.000	2-4	.500	4	0.6	0-1	.000	0-1	.000	2-4	.500	2	2.0	0-1	.000	0-1	.000
Channing Cunyus	41-89	.461	17-44	.386	21-27	.778	120	8.0	7-16	.438	3-9	.333	1-2	.500	18	6.0	7-16	.438	3-9	.333
Shaylee Stovall	4-9	.444	3-6	.500	4-6	.667	15	1.3	2-3	.667	1-1	1.000	0-0	.000	5	1.7	2-3	.667	1-1	1.000
Carli Bostwick	2-6	.333	1-3	.333	0-2	.000	5	0.7	1-1	1.000	1-1	1.000	0-0	.000	3	3.0	1-1	1.000	1-1	1.000
Allie Schulte	60-126	.476	18-51	.353	47-53	.887	185	12.3	14-30	.467	5-14	.357	9-13	.692	42	14.0	14-30	.467	5-14	.357
Juliana Robertson	37-90	.411	4-19	.211	16-21	.762	94	6.3	7-13	.538	1-3	.333	0-0	.000	15	5.0	7-13	.538	1-3	.333
Brylee Winfrey	2-12	.167	1-7	.143	6-7	.857	11	1.6	1-1	1.000	0-0	.000	2-2	1.000	4	4.0	1-1	1.000	0-0	.000
Audrey Spurgin	1-7	.143	0-0	.000	8-10	.800	10	1.3	1-1	1.000	0-0	.000	5-6	.833	7	7.0	1-1	1.000	0-0	.000
Whitney Cox	7-20	.350	0-0	.000	7-12	.583	21	1.5	2-7	.286	0-0	.000	0-0	.000	4	1.3	2-7	.286	0-0	.000
Reese Schumann	2-6	.333	0-0	.000	3-4	.750	7	1.2	0-2	.000	0-0	.000	0-0	.000	0	0.0	0-2	.000	0-0	.000
Totals	333-787	.423	108-328	.328	184-232	.793	958	63.9	62-152	.408	21-76	.276	30-43	.698	175	58.3	62-152	.408	21-76	.276
Opponent	281-763	.368	69-252	.274	132-205	.644	763	50.9	52-128	.406	14-36	.389	23-41	.561	141	47.0	52-128	.406	14-36	.389

TOTALS	Overall Statistics										Conference Statistics									
	o-reb	d-reb	total	pf	fo	a	to	a/to	hi	pts	o-reb	d-reb	total	pf	fo	a	to	a/to	hi	pts
Grace Foster	11	36	47	21	1	10	18	0.6	20	2	4	6	7	1	2	2	1.0	14	2	6.7
Ashton Duncan	5	36	41	17	0	15	13	1.2	22	0	7	7	3	0	5	3	1.7	16	0	6.3
Maci Maddox	1	4	5	4	0	6	4	1.5	4	1	0	1	0	0	0	1	0.0	2	0	0.7
Audrey Robertson	9	7	16	15	0	9	12	0.8	12	2	0	2	4	0	4	6	0.7	5	0	4.0
Laynee Burr	11	38	49	35	0	38	17	2.2	19	3	9	12	5	0	4	2	2.0	10	0	7.3
Savannah Sumrall	1	2	3	2	0	2	6	0.3	2	0	0	0	0	0	0	2	0.0	2	0	2.0
Channing Cunyus	12	46	58	22	0	28	17	1.6	13	3	7	10	5	0	6	5	1.2	9	0	6.0
Shaylee Stovall	0	8	8	4	0	4	2	2.0	6	0	2	2	0	0	1	1	1.0	5	0	1.7
Carli Bostwick	0	2	2	2	0	1	2	0.5	3	0	1	1	0	0	1	0	0.0	3	0	3.0
Allie Schulte	9	43	52	19	0	52	24	2.2	23	3	2	5	2	0	8	7	1.1	23	0	14.0
Juliana Robertson	21	78	99	42	3	19	32	0.6	14	4	12	16	7	1	4	4	1.0	8	0	5.0
Brylee Winfrey	0	5	5	6	0	5	8	0.6	5	0	1	1	0	0	1	4	0.3	4	0	4.0
Audrey Spurgin	0	7	7	10	0	0	6	0.0	7	0	3	3	2	0	0	2	0.0	7	0	7.0
Whitney Cox	2	13	15	15	0	5	9	0.6	4	1	5	6	2	0	1	4	0.3	2	0	1.3
Reese Schumann	6	6	12	4	0	0	2	0.0	3	2	0	2	1	0	0	2	0.0	0	0	0.0
Totals	98	358	456	218	4	194	183	1.1	76	22	56	78	38	2	37	47	0.8	71	0	58.3
Opponent	130	356	486	223	3	148	263	0.6	72	17	71	88	36	0	30	71	0.4	59	0	47.0

Lubbock Christian Season/Career Statistics (as of Jan 11, 2022)

## All games

SEASON STATISTICS											CAREER STATISTICS										
SUMMARY	gp-gs	min/g	fg%	3fg%	ft%	r/g	a/g	stl	bkl	pts/g	gp-gs	min/g	fg%	3fg%	ft%	r/g	a/g	stl	bkl	pts/g	
Grace Foster	15-0	14.7	.532	.367	.833	3.1	0.7	4	9	7.3	15-0	14.7	.532	.367	.833	3.1	0.7	4	9	7.3	
Ashton Duncan	15-15	29.3	.379	.330	.800	2.7	1.0	11	1	11.3	118-65	19.5	.411	.384	.740	1.8	1.0	75	16	7.5	
Maci Maddox	14-0	10.2	.250	.000	1.000	0.4	0.4	7	0	1.3	29-0	8.4	.388	.273	1.000	0.5	0.5	20	0	1.7	
Audrey Robertson	15-0	16.5	.383	.263	.765	1.1	0.6	11	3	4.3	35-0	12.1	.376	.242	.769	1.1	0.6	20	3	2.8	
Laynee Burr	15-15	27.7	.465	.324	.800	3.3	2.5	18	3	8.3	94-15	15.5	.461	.311	.793	1.6	1.0	72	6	4.9	
Savannah Sumrall	7-0	6.0	.200	.000	.500	0.4	0.3	2	0	0.6	40-0	6.7	.446	.405	.750	0.7	0.3	6	2	1.9	
Channing Cunyus	15-15	25.9	.461	.386	.778	3.9	1.9	23	4	8.0	89-15	14.5	.485	.406	.790	2.3	1.1	66	28	4.9	
Shaylee Stovall	12-0	6.1	.444	.500	.667	0.7	0.3	2	0	1.3	28-0	5.6	.333	.375	.800	0.5	0.5	3	0	1.1	
Carli Bostwick	7-0	4.7	.333	.333	.000	0.3	0.1	2	0	0.7	7-0	4.7	.333	.333	.000	0.3	0.1	2	0	0.7	
Allie Schulte	15-15	28.2	.476	.353	.887	3.5	3.5	48	5	12.3	138-105	24.5	.524	.458	.820	3.2	2.7	277	35	10.1	
Juliana Robertson	15-15	25.3	.411	.211	.762	6.6	1.3	15	7	6.3	123-56	17.4	.472	.231	.726	4.4	1.4	84	62	4.5	
Brylee Winfrey	7-0	6.0	.167	.143	.857	0.7	0.7	2	1	1.6	38-0	5.1	.246	.103	.857	0.8	0.4	11	2	1.2	
Audrey Spurgin	8-0	4.6	.143	.000	.800	0.9	0.2	1	1	1.3	8-0	4.6	.143	.000	.800	0.9	0.2	1	1	1.3	
Whitney Cox	14-0	6.1	.350	.000	.583	1.1	0.4	1	5	1.5	47-0	7.5	.305	.000	.515	1.7	0.3	10	27	1.6	
Reese Schumann	6-0	5.2	.333	.000	.750	2.0	0.0	0	0	1.2	6-0	5.2	.333	.000	.750	2.0	0.0	0	0	1.2	
SCORING	fg-fga	ft-fts	fg%	3fg-fga	3fg%	ft-fts	ft%	pts	pts/g	fg-fga	ft-fts	fg%	3fg-fga	3fg%	ft-fts	ft%	pts	pts/g			
Grace Foster	42-79	532	11-30	367	15-18	833	10	7.3	42-79	532	11-30	367	15-18	833	10	7.3					
Ashton Duncan	58-153	379	17-32	130	16-20	800	169	11.3	306-744	411	223-580	384	54-73	740	104	889	7.5				
Maci Maddox	6-24	250	0-3	.000	6-6	1,000	18	1.3	19-49	388	3-11	.273	9-9	1,000	50	1.7					
Audrey Robertson	23-50	383	5-19	263	13-17	765	64	4.3	35-93	376	8-33	242	20-26	769	98	2.8					
Laynee Burr	47-101	465	11-34	324	25-30	1,000	125	8.3	160-347	466	32-103	273	107-135	793	44	4.9					
Savannah Sumrall	1-5	200	0-1	.000	2-4	500	4	0.6	25-56	446	15-37	405	12-16	750	77	1.9					
Channing Cunyus	41-89	461	17-44	386	21-27	778	120	8.0	48-1305	485	54-133	406	64-81	790	414	4.7					
Shaylee Stovall	4-9	444	3-6	.500	4-6	667	15	1.3	8-24	333	6-16	375	8-10	800	30	1.1					
Carli Bostwick	2-6	333	1-3	.333	0-2	.000	5	0.7	2-6	333	1-3	.333	0-2	.000	5	0.7					
Allie Schulte	60-126	476	18-51	353	47-53	.887	185	12.3	494-942	524	163-356	458	246-300	820	558	10.1					
Juliana Robertson	37-90	411	4-19	211	16-21	.762	94	6.3	204-432	472	15-65	231	135-186	726	1397	4.5					
Brylee Winfrey	2-12	.167	1-7	.143	6-7	.857	11	1.6	15-61	.246	3-29	.103	12-14	.857	45	1.2					
Audrey Spurgin	1-7	.143	0-0	.000	8-10	.800	10	1.3	1-7	.143	0-0	.000	8-10	.800	10	1.3					
Whitney Cox	7-20	.350	0-0	.000	7-12	.583	21	1.5	29-95	.305	0-6	.000	17-33	.515	75	1.6					
Reese Schumann	2-6	.333	0-0	.000	3-4	.750	7	1.2	2-6	.333	0-0	.000	3-4	.750	7	1.2					
TOTALS	c-reb	d-reb	t-reb	pf	ft	to	ast	to	a/to	c-reb	d-reb	t-reb	pf	ft	to	ast	to	a/to			
Grace Foster	11	36	47	21	1	10	18	0.6	11	36	47	21	1	10	18	0.6					
Ashton Duncan	5	36	41	17	0	15	13	1.2	38	176	214	112	0	123	76	1.6					
Maci Maddox	1	4	5	4	0	6	4	1.5	4	10	14	9	0	14	11	1.3					
Audrey Robertson	9	7	16	15	0	9	12	0.8	26	14	40	29	0	20	24	0.8					
Laynee Burr	11	38	49	35	0	38	17	2.2	45	110	155	129	1	98	83	1.2					
Savannah Sumrall	1	2	3	2	0	2	6	0.3	4	23	27	14	0	10	24	0.4					
Channing Cunyus	12	46	58	22	0	28	17	2.0	40	161	201	104	0	99	76	1.3					
Shaylee Stovall	0	8	8	4	4	4	2.0	1.0	1	12	13	9	0	15	6	2.5					
Carli Bostwick	0	2	2	2	0	1	2	0.5	0	2	2	2	0	1	1	0.5					
Allie Schulte	9	43	52	19	0	52	24	2.2	101	338	439	179	2	375	217	1.7					
Juliana Robertson	21	78	99	42	3	19	32	0.6	154	383	537	221	5	174	165	1.1					
Brylee Winfrey	0	5	5	6	0	5	8	0.6	6	23	29	19	0	15	25	0.6					
Audrey Spurgin	0	7	7	10	0	0	6	0.0	0	7	7	10	0	0	6	0.0					
Whitney Cox	2	13	15	15	0	5	9	0.6	11	69	80	46	0	14	20	0.7					
Reese Schumann	6	6	12	4	0	0	2	0.0	6	6	12	4	0	0	2	0.0					



## CAREER STATISTICS

## BOSTWICK, Carli

				Field Goals		3-Point		F-Throws		Rebounds										Scoring	
SEASON	TEAM	GP-GS	MIN/AVG	FG-FGA	FG%	3FG-3FGA	3FG%	FT-FTA	FT%	OFF	DEF	TOT	AVG	PF-FO	A	TO	BLK	STL		PTS	AVG
2021-22	LCU	7-0	33/4.7	2-6	.333	1-3	.333	0-2	.000	0	2	2	0.3	2-0	1	2	0	2		5	0.7
<b>TOTAL</b>		<b>7-0</b>	<b>33/4.7</b>	<b>2-6</b>	<b>.333</b>	<b>1-3</b>	<b>.333</b>	<b>0-2</b>	<b>.000</b>	<b>0</b>	<b>2</b>	<b>2</b>	<b>0.3</b>	<b>2-0</b>	<b>1</b>	<b>2</b>	<b>0</b>	<b>2</b>		<b>5</b>	<b>0.7</b>

## Single Game Highs

Statistic	Value	
Points	3	vs Ark.-Fort Smith 01/06/22
Rebounds	1	vs Montevallo 11/05/21, vs Ark.-Fort Smith 01/06/22
Assists	1	vs Ark.-Fort Smith 01/06/22
Steals	1	at Hawaii Pacific 11/26/21, vs Daemen 11/20/21
FG Made	1	vs Ark.-Fort Smith 01/06/22, vs Daemen 11/20/21
FG Attempts	3	vs Minn.-Crookston 11/25/21
3FG Made	1	vs Ark.-Fort Smith 01/06/22
3FG Attempts	1	vs Minn.-Crookston 11/25/21, at Hawaii Pacific 11/26/21, vs Ark.-Fort Smith 01/06/22
FT Attempts	2	at Hawaii Pacific 11/26/21

## BURR, Laynee

				Field Goals		3-Point		F-Throws		Rebounds										Scoring	
SEASON	TEAM	GP-GS	MIN/AVG	FG-FGA	FG%	3FG-3FGA	3FG%	FT-FTA	FT%	OFF	DEF	TOT	AVG	PF-FO	A	TO	BLK	STL		PTS	AVG
2018-19	LCU	25-0	194/7.8	22-49	.449	9-21	.429	12-15	.800	5	4	9	0.4	14-0	9	14	1	11		65	2.6
2019-20	LCU	31-0	474/15.3	51-109	.468	7-30	.233	36-49	.735	11	30	41	1.3	43-0	29	28	1	18		145	4.7
2020-21	LCU	23-0	371/16.1	40-88	.455	5-18	.278	39-46	.848	18	38	56	2.4	37-1	22	24	1	25		124	5.4
2021-22	LCU	15-15	417/27.8	47-101	.465	11-34	.324	20-25	.800	11	38	49	3.3	35-0	38	17	3	18		125	8.3
<b>TOTAL</b>		<b>94-15</b>	<b>1456/15.5</b>	<b>160-347</b>	<b>.461</b>	<b>32-103</b>	<b>.311</b>	<b>107-135</b>	<b>.793</b>	<b>45</b>	<b>110</b>	<b>155</b>	<b>1.6</b>	<b>129-1</b>	<b>98</b>	<b>83</b>	<b>6</b>	<b>72</b>		<b>459</b>	<b>4.9</b>

## Single Game Highs

Statistic	Value	
Points	19	at Colo. Christian 11/12/21
Rebounds	5	6 times
Assists	6	vs Montevallo 11/05/21
Steals	4	vs Midwestern St. 01/27/21, vs Montevallo 11/05/21
Blocks	1	6 times
FG Made	7	at Colo. Christian 11/12/21
FG Attempts	12	at Colo. Christian 11/12/21
3FG Made	2	6 times
3FG Attempts	5	at Colo. Christian 11/12/21
FT Made	6	vs Tex. A&M Int'l 01/22/21, vs Cameron 03/05/21
FT Attempts	8	vs Tex. A&M Int'l 01/22/21

**LUBBOCK CHRISTIAN UNIVERSITY WOMEN'S BASKETBALL GAME NOTES**
**COX, Whitney**

				Field Goals		3-Point		F-Throws		Rebounds										Scoring	
SEASON	TEAM	GP-GS	MIN/AVG	FG-FGA	FG%	3FG-3FGA	3FG%	FT-FTA	FT%	OFF	DEF	TOT	AVG	PF-FO	A	TO	BLK	STL		PTS	AVG
2019-20	LCU	15-0	107/7.1	8-32	.250	0-5	.000	5-8	.625	5	21	26	1.7	13-0	3	3	9	3		21	1.4
2020-21	LCU	18-0	161/9.0	14-43	.326	0-1	.000	5-13	.385	4	35	39	2.2	18-0	6	8	13	6		33	1.8
2021-22	LCU	14-0	83/6.0	7-20	.350	0-0	.000	7-12	.583	2	13	15	1.1	15-0	5	9	5	1		21	1.5
<b>TOTAL</b>		<b>47-0</b>	<b>352/7.5</b>	<b>29-95</b>	<b>.305</b>	<b>0-6</b>	<b>.000</b>	<b>17-33</b>	<b>.515</b>	<b>11</b>	<b>69</b>	<b>80</b>	<b>1.7</b>	<b>46-0</b>	<b>14</b>	<b>20</b>	<b>27</b>	<b>10</b>		<b>75</b>	<b>1.6</b>

**Single Game Highs**

Statistic	Value	
Points	5	vs Western N.M. 02/11/21
Rebounds	5	vs St. Mary's (TX) 12/11/20
Assists	2	at Western N.M. 12/11/21
Steals	2	vs Western N.M. 02/11/21
Blocks	3	vs Tex. A&M Int'l 01/23/21, vs St. Mary's (TX) 12/11/20, vs Angelo St. 01/16/21
FG Made	2	6 times
FG Attempts	7	vs St. Mary's (TX) 12/12/20
3FG Attempts	1	6 times
FT Made	4	at Western N.M. 12/11/21
FT Attempts	4	4 times

**CUNYUS, Channing**

				Field Goals		3-Point		F-Throws		Rebounds										Scoring	
SEASON	TEAM	GP-GS	MIN/AVG	FG-FGA	FG%	3FG-3FGA	3FG%	FT-FTA	FT%	OFF	DEF	TOT	AVG	PF-FO	A	TO	BLK	STL		PTS	AVG
2018-19	LCU	22-0	158/7.2	17-29	.586	2-5	.400	14-20	.700	4	33	37	1.7	15-0	16	10	0	11		50	2.3
2019-20	LCU	31-0	402/13.0	44-89	.494	19-39	.487	14-16	.875	14	48	62	2.0	33-0	34	22	9	12		121	3.9
2020-21	LCU	21-0	342/16.3	46-98	.469	16-45	.356	15-18	.833	10	34	44	2.1	34-0	21	27	15	20		123	5.9
2021-22	LCU	15-15	387/25.8	41-89	.461	17-44	.386	21-27	.778	12	46	58	3.9	22-0	28	17	4	23		120	8.0
<b>TOTAL</b>		<b>89-15</b>	<b>1290/14.5</b>	<b>148-305</b>	<b>.485</b>	<b>54-133</b>	<b>.406</b>	<b>64-81</b>	<b>.790</b>	<b>40</b>	<b>161</b>	<b>201</b>	<b>2.3</b>	<b>104-0</b>	<b>99</b>	<b>76</b>	<b>28</b>	<b>66</b>		<b>414</b>	<b>4.7</b>

**Single Game Highs**

Statistic	Value	
Points	14	vs St. Mary's (TX) 03/02/21
Rebounds	8	at Colo. Christian 11/12/21
Assists	5	vs St. Mary's (TX) 01/23/20, at Tex. A&M Int'l 01/02/22
Steals	4	at Tex. A&M Int'l 01/02/22
Blocks	2	5 times
FG Made	5	4 times
FG Attempts	11	at Mont. St. Billings 11/06/21
3FG Made	4	vs St. Mary's (TX) 03/02/21
3FG Attempts	6	vs St. Mary's (TX) 03/02/21
FT Made	6	at Colo. Christian 11/12/21
FT Attempts	8	vs Cameron 12/16/21

**DUNCAN, Ashton**

				Field Goals		3-Point		F-Throws		Rebounds									Scoring	
SEASON	TEAM	GP-GS	MIN/AVG	FG-FGA	FG%	3FG-3FGA	3FG%	FT-FTA	FT%	OFF	DEF	TOT	AVG	PF-FO	A	TO	BLK	STL	PTS	AVG
2017-18	LCU	18-0	118/6.6	15-39	.385	12-28	.429	1-2	.500	4	19	23	1.3	10-0	11	5	2	9	43	2.4
2018-19	LCU	31-0	302/9.7	38-121	.314	26-93	.280	8-13	.615	12	23	35	1.1	14-0	17	12	2	7	110	3.5
2019-20	LCU	31-27	774/25.0	105-222	.473	79-182	.434	9-11	.818	7	53	60	1.9	46-0	42	27	5	24	298	9.6
2020-21	LCU	23-23	664/28.9	90-209	.431	69-165	.418	20-27	.741	10	45	55	2.4	25-0	38	19	6	24	269	11.7
2021-22	LCU	15-15	437/29.1	58-153	.379	37-112	.330	16-20	.800	5	36	41	2.7	17-0	15	13	1	11	169	11.3
<b>TOTAL</b>		<b>118-65</b>	<b>2296/19.5</b>	<b>306-744</b>	<b>.411</b>	<b>223-580</b>	<b>.384</b>	<b>54-73</b>	<b>.740</b>	<b>38</b>	<b>176</b>	<b>214</b>	<b>1.8</b>	<b>112-0</b>	<b>123</b>	<b>76</b>	<b>16</b>	<b>75</b>	<b>889</b>	<b>7.5</b>

**Single Game Highs**

Statistic	Value	
Points	26	vs St. Mary's (TX) 12/11/20
Rebounds	8	vs Daemen 03/23/21
Assists	6	vs Tex. A&M Int'l 02/20/20, vs St. Mary's (TX) 03/02/21
Steals	3	4 times
Blocks	2	vs Central Mo. 03/24/21
FG Made	10	at Angelo St. 11/23/19
FG Attempts	18	at Tex. A&M Int'l 01/02/22
3FG Made	8	vs St. Mary's (TX) 12/11/20
3FG Attempts	16	at Tex. A&M Int'l 01/02/22
FT Made	6	vs Drury 03/26/21
FT Attempts	8	vs Drury 03/26/21

**FOSTER, Grace**

				Field Goals		3-Point		F-Throws		Rebounds									Scoring	
SEASON	TEAM	GP-GS	MIN/AVG	FG-FGA	FG%	3FG-3FGA	3FG%	FT-FTA	FT%	OFF	DEF	TOT	AVG	PF-FO	A	TO	BLK	STL	PTS	AVG
2021-22	LCU	15-0	221/14.7	42-79	.532	11-30	.367	15-18	.833	11	36	47	3.1	21-1	10	18	9	4	110	7.3
<b>TOTAL</b>		<b>15-0</b>	<b>221/14.7</b>	<b>42-79</b>	<b>.532</b>	<b>11-30</b>	<b>.367</b>	<b>15-18</b>	<b>.833</b>	<b>11</b>	<b>36</b>	<b>47</b>	<b>3.1</b>	<b>21-1</b>	<b>10</b>	<b>18</b>	<b>9</b>	<b>4</b>	<b>110</b>	<b>7.3</b>

**Single Game Highs**

Statistic	Value	
Points	20	vs Cameron 12/16/21
Rebounds	9	vs Montevallo 11/05/21
Assists	2	at Western N.M. 12/11/21, vs Cameron 12/16/21, vs Daemen 11/20/21
Steals	1	4 times
Blocks	2	vs Montevallo 11/05/21, vs Lander 11/19/21, at Tex. A&M Int'l 01/02/22
FG Made	8	vs Cameron 12/16/21
FG Attempts	13	vs Cameron 12/16/21
3FG Made	2	vs Tampa 11/07/21, at Western N.M. 12/11/21, vs Ark.-Fort Smith 01/06/22
3FG Attempts	5	vs Tampa 11/07/21, vs Cameron 12/16/21
FT Made	3	vs Cameron 12/16/21
FT Attempts	3	vs Cameron 12/16/21



**LUBBOCK CHRISTIAN UNIVERSITY WOMEN'S BASKETBALL GAME NOTES**
**MADDOX, Maci**

				Field Goals		3-Point		F-Throws		Rebounds									Scoring	
SEASON	TEAM	GP-GS	MIN/AVG	FG-FGA	FG%	3FG-3FGA	3FG%	FT-FTA	FT%	OFF	DEF	TOT	AVG	PF-FO	A	TO	BLK	STL	PTS	AVG
2020-21	LCU	15-0	98/6.6	13-25	.520	3-8	.375	3-3	1.000	3	6	9	0.6	5-0	8	7	0	13	32	2.1
2021-22	LCU	14-0	141/10.1	6-24	.250	0-3	.000	6-6	1.000	1	4	5	0.4	4-0	6	4	0	7	18	1.3
TOTAL		29-0	240/8.3	19-49	.388	3-11	.273	9-9	1.000	4	10	14	0.5	9-0	14	11	0	20	50	1.7

**Single Game Highs**

Statistic	Value	
Points	7	vs Tex. A&M Int'l 01/23/21
Rebounds	2	at Texas-Tyler 01/02/21, at Western N.M. 12/11/21
Assists	3	vs West Tex. A&M 12/07/21
Steals	4	at Texas-Tyler 01/03/21
FG Made	2	vs Tex. A&M Int'l 01/23/21, at Texas-Tyler 01/02/21, vs St. Mary's (TX) 03/02/21
FG Attempts	4	vs West Tex. A&M 12/07/21, at Western N.M. 12/11/21
3FG Made	1	vs St. Mary's (TX) 12/12/20, vs Midwestern St. 01/27/21, at Texas-Tyler 01/03/21
3FG Attempts	2	at Texas-Tyler 01/03/21
FT Made	3	vs Tex. A&M Int'l 01/23/21
FT Attempts	3	vs Tex. A&M Int'l 01/23/21

**ROBERTSON, Audrey**

				Field Goals		3-Point		F-Throws		Rebounds									Scoring	
SEASON	TEAM	GP-GS	MIN/AVG	FG-FGA	FG%	3FG-3FGA	3FG%	FT-FTA	FT%	OFF	DEF	TOT	AVG	PF-FO	A	TO	BLK	STL	PTS	AVG
2020-21	LCU	20-0	177/8.9	12-33	.364	3-14	.214	7-9	.778	17	7	24	1.2	14-0	11	12	0	9	34	1.7
2021-22	LCU	15-0	248/16.5	23-60	.383	5-19	.263	13-17	.765	9	7	16	1.1	15-0	9	12	3	11	64	4.3
TOTAL		35-0	425/12.1	35-93	.376	8-33	.242	20-26	.769	26	14	40	1.1	29-0	20	24	3	20	98	2.8

**Single Game Highs**

Statistic	Value	
Points	12	vs Lander 11/19/21
Rebounds	4	at Texas-Tyler 01/02/21, at Texas-Tyler 01/03/21, vs Minn.-Crookston 11/25/21
Assists	6	at Texas-Tyler 01/02/21
Steals	2	at Texas-Tyler 01/02/21, vs Colorado St.-Pueblo 11/13/21, at Tex. A&M Int'l 01/02/22
Blocks	1	at Colo. Christian 11/12/21, vs Lander 11/19/21, at Tex. A&M Int'l 01/02/22
FG Made	4	at Western N.M. 12/11/21
FG Attempts	9	vs Lander 11/19/21
3FG Made	1	8 times
3FG Attempts	3	vs Angelo St. 01/16/21, vs Lander 11/19/21
FT Made	5	vs Lander 11/19/21
FT Attempts	6	vs Lander 11/19/21



# LUBBOCK CHRISTIAN UNIVERSITY WOMEN'S BASKETBALL GAME NOTES

## SPURGIN, Audrey

					Field Goals		3-Point		F-Throws		Rebounds								Scoring		
SEASON	TEAM	GP-GS	MIN	AVG	FG-FGA	FG%	3FG-3FGA	3FG%	FT-FTA	FT%	OFF	DEF	TOT	AVG	PF-FO	A	TO	BLK	STL	PTS	AVG
2021-22	LCU	8-0	37	4.6	1-7	.143	0-0	.000	8-10	.800	0	7	7	0.9	10-0	0	6	1	2	10	1.3
TOTAL		8-0	37	4.6	1-7	.143	0-0	.000	8-10	.800	0	7	7	0.9	10-0	0	6	1	2	10	1.3

## Single Game Highs

Statistic	Value	
Points	7	vs Ark.-Fort Smith 01/06/22
Rebounds	3	vs Minn.-Crookston 11/25/21, vs Ark.-Fort Smith 01/06/22
Steals	2	vs Minn.-Crookston 11/25/21
Blocks	1	vs Minn.-Crookston 11/25/21
FG Made	1	vs Ark.-Fort Smith 01/06/22
FG Attempts	3	at Western N.M. 12/11/21
FT Made	5	vs Ark.-Fort Smith 01/06/22
FT Attempts	6	vs Ark.-Fort Smith 01/06/22

## STOVALL, Shaylee

			Field Goals			3-Point		F-Throws		Rebounds								Scoring			
SEASON	TEAM	GP-GS	MIN	AVG	FG-FGA	FG%	3FG-3FGA	3FG%	FT-FTA	FT%	OFF	DEF	TOT	AVG	PF-FO	A	TO	BLK	STL	PTS	AVG
2020-21	LCU	16-0	86	5.4	4-15	.267	3-10	.300	4-4	1.000	1	4	5	0.3	5-0	11	4	0	1	15	0.9
2021-22	LCU	12-0	70	5.9	4-9	.444	3-6	.500	4-6	.667	0	8	8	0.7	4-0	4	2	0	2	15	1.3
TOTAL		28-0	157	5.6	8-24	.333	6-16	.375	8-10	.800	1	12	13	0.5	9-0	15	6	0	3	30	1.1

## Single Game Highs

Statistic	Value	
Points	6	at Western N.M. 12/11/21
Rebounds	2	at Texas-Tyler 01/02/21, at Colo. Christian 11/12/21, vs Minn.-Crookston 11/25/21
Assists	2	vs Tex. A&M Int'l 01/23/21, vs Western N.M. 02/12/21, vs Minn.-Crookston 11/25/21
Steals	1	at Tex. Permian Basin 02/19/21, at Tex. A&M-Kingsville 12/31/21, at Tex. A&M Int'l 01/02/22
FG Made	2	at Western N.M. 12/11/21, vs Ark.-Fort Smith 01/06/22
FG Attempts	3	vs St. Mary's (TX) 12/11/20, at Western N.M. 12/11/21, vs Ark.-Fort Smith 01/06/22
3FG Made	2	at Western N.M. 12/11/21
3FG Attempts	3	at Western N.M. 12/11/21
FT Made	3	at Colo. Christian 11/12/21
FT Attempts	4	at Colo. Christian 11/12/21

## SUMRALL, Savannah

			Field Goals				3-Point		F-Throws		Rebounds								Scoring		
SEASON	TEAM	GP-GS	MIN	AVG	FG-FGA	FG%	3FG-3FGA	3FG%	FT-FTA	FT%	OFF	DEF	TOT	AVG	PF-FO	A	TO	BLK	STL	PTS	AVG
2019-20	LCU	14-0	83	5.9	7-15	.467	3-8	.375	5-6	.833	1	8	9	0.6	3-0	4	10	0	1	22	1.6
2020-21	LCU	19-0	142	7.5	17-36	.472	12-28	.429	5-6	.833	2	13	15	0.8	9-0	4	8	2	3	51	2.7
2021-22	LCU	7-0	42	6.0	1-5	.200	0-1	.000	2-4	.500	1	2	3	0.4	2-0	2	6	0	2	4	0.6
TOTAL		40-0	267	6.7	25-56	.446	15-37	.405	12-16	.750	4	23	27	0.7	14-0	10	24	2	6	77	1.9

## Single Game Highs

Statistic	Value	
Points	12	at Texas-Tyler 01/02/21
Rebounds	4	at Texas-Tyler 01/03/21
Assists	2	vs Daemen 11/20/21
Steals	1	6 times
Blocks	1	vs Angelo St. 01/16/21, vs Cameron 03/13/21
FG Made	4	at Texas-Tyler 01/02/21
FG Attempts	7	at Texas-Tyler 01/02/21
3FG Made	4	at Texas-Tyler 01/02/21
3FG Attempts	7	at Texas-Tyler 01/02/21
FT Made	4	vs Cameron 03/05/21
FT Attempts	4	vs Cameron 03/05/21, vs Ark.-Fort Smith 01/06/22

## WINFREY, Brylee

											Field Goals		3-Point		F-Throws		Rebounds						Scoring	
SEASON	TEAM	GP-GS	MIN	AVG	FG-FGA	FG%	3FG-3FGA	3FG%	FT-FTA	FT%	OFF	DEF	TOT	AVG	PF-FO	A	TO	BLK	STL	PTS	AVG			
2019-20	LCU	15-0		76/5.1	7-26	.269	0-12	.000	1-1	1.000	2	9	11	0.7	8-0	3	5	1	3	15	1.0			
2020-21	LCU	16-0		77/4.8	6-23	.261	2-10	.200	5-6	.833	4	9	13	0.8	5-0	7	12	0	6	19	1.2			
2021-22	LCU	7-0		42/6.0	2-12	.167	1-7	.143	6-7	.857	0	5	5	0.7	6-0	5	8	1	2	11	1.6			
TOTAL		38-0	195/5.1	15-61	.246	3-29	.103	12-14	.857		6	23	29	0.8	19-0	15	25	2	11	45	1.2			

## Single Game Highs

Statistic	Value	
Points	5	vs Cameron 03/13/21, vs Daemen 11/20/21
Rebounds	2	8 times
Assists	2	vs Cameron 03/13/21, at Western N.M. 12/11/21
Steals	2	vs Tex. A&M Int'l 02/20/20
Blocks	1	at Cameron 12/19/19, vs Montevallo 11/05/21
FG Made	2	at Western N.M. 02/29/20, vs Tex. Permian Basin 02/20/21
FG Attempts	6	at Texas-Tyler 01/03/21, vs Daemen 11/20/21
3FG Made	1	at Tex. Permian Basin 02/19/21, vs Western N.M. 02/11/21, vs Daemen 11/20/21
3FG Attempts	3	4 times
FT Made	3	vs Cameron 03/13/21
FT Attempts	4	vs Cameron 03/13/21



THE STAT CREW SYSTEM  
Lubbock Christian Individual Game-by-Game (as of Jan 13, 2022)  
All games

#00 Grace Foster

Opponent	Date	gs	min	Total		3-Pointers		Free throws		Rebounds				pf	a	t/o	blk	stl	pts	avg
				fg-fga	pct	3fg-fga	pct	ft-fa	pct	off	def	tot	avg							
vs Montevallo	11/05/21		18	3-6	.500	1-2	.500	0-0	.000	2	7	9	9.0	2	1	2	2	0	7	7.0
at Mont. St. Billings	11/06/21		7	0-0	.000	0-0	.000	0-0	.000	0	1	1	5.0	0	0	2	0	0	0	3.5
vs Tampa	11/07/21		19	4-7	.571	2-5	.400	0-1	.000	1	1	2	4.0	2	0	3	1	1	10	5.7
at Colo. Christian	11/12/21		15	3-8	.375	0-3	.000	2-2	1.000	1	1	2	3.5	3	0	0	0	0	8	6.3
vs Colorado St.-Pueblo	11/13/21		19	2-4	.500	0-0	.000	0-0	.000	0	5	5	3.8	0	0	1	0	1	4	5.8
LANDER	11/19/21		19	2-5	.400	1-1	1.000	2-2	1.000	2	6	8	4.5	1	0	4	2	0	7	6.0
DAEMEN	11/20/21		16	3-5	.600	0-1	.000	2-2	1.000	1	4	5	4.6	1	2	0	0	1	8	6.3
vs Minn.-Crookston	11/25/21		8	4-6	.667	0-2	.000	0-0	.000	1	2	3	4.4	3	1	0	1	0	8	6.5
at Hawaii Pacific	11/26/21		12	0-0	.000	0-0	.000	2-2	1.000	0	1	1	4.0	0	0	1	0	0	2	6.0
WEST TEX. A&M	12/07/21		13	2-5	.400	1-2	.500	0-0	.000	0	0	0	3.6	1	0	0	0	0	5	5.9
at Western N.M.	12/11/21		14	4-6	.667	2-2	1.000	1-2	.500	0	1	1	3.4	1	2	1	1	0	11	6.4
CAMERON	12/16/21		19	8-13	.615	1-5	.200	3-3	1.000	1	3	4	3.4	0	2	2	0	0	20	7.5
at Tex. A&M-Kingsville	12/31/21		15	1-4	.250	1-3	.333	1-2	.500	0	0	0	3.2	1	1	0	0	0	4	7.2
at Tex. A&M Int'l	01/02/22		14	1-3	.333	0-1	.000	0-0	.000	1	1	2	3.1	5	0	2	2	1	2	6.9
ARK.-FORT SMITH	01/06/22		13	5-7	.714	2-3	.667	2-2	1.000	1	3	4	3.1	1	1	0	0	0	14	7.3
Totals		0	221	42-79	.532	11-30	.367	15-18	.833	11	36	47	3.1	21	10	18	9	4	110	7.3

Games played: 15  
Minutes/game: 14.7  
Points/game: 7.3  
FG Pct: 53.2  
3FG Pct: 36.7  
FT Pct: 83.3

Rebounds/game: 3.1  
Assists/game: 0.7  
Turnovers/game: 1.2  
Assist/turnover ratio: 0.6  
Steals/game: 0.3  
Blocks/game: 0.6

THE STAT CREW SYSTEM  
Lubbock Christian Individual Game-by-Game (as of Jan 13, 2022)  
All games

#01 Ashton Duncan

Opponent	Date	gs	min	Total		3-Pointers		Free throws		Rebounds				pf	a	t/o	blk	stl	pts	avg	
				fg-fga	pct	3fg-fga	pct	ft-fla	pct	off	def	tot	avg								
vs Montevallo	11/05/21	*	30	4-12	.333	4-12	.333	0-0	.000	1	3	4	4.0	2	1	1	0	2	12	12.0	
at Mont. St. Billings	11/06/21	*	37	7-11	.636	3-6	.500	5-6	.833	1	4	5	4.5	2	2	0	0	2	22	17.0	
vs Tampa	11/07/21	*	31	4-9	.444	2-7	.286	0-0	.000	0	2	2	3.7	0	2	1	0	0	10	14.7	
at Colo. Christian	11/12/21	*	29	3-7	.429	3-6	.500	1-2	.500	0	2	2	3.3	1	1	0	0	0	10	13.5	
vs Colorado St.-Pueblo	11/13/21	*	36	8-14	.571	4-8	.500	0-0	.000	0	4	4	3.4	0	0	2	0	0	20	14.8	
LANDER	11/19/21	*	35	2-6	.333	1-4	.250	2-2	1.000	0	1	1	3.0	2	1	1	0	0	7	13.5	
DAEMEN	11/20/21	*	23	4-14	.286	2-8	.250	0-0	.000	0	3	3	3.0	2	1	1	0	1	10	13.0	
vs Minn.-Crookston	11/25/21	*	20	1-4	.250	1-4	.250	2-2	1.000	1	2	3	3.0	2	0	0	0	0	5	12.0	
at Hawaii Pacific	11/26/21	*	31	6-12	.500	6-11	.545	0-0	.000	0	1	1	2.8	0	2	1	0	0	18	12.7	
WEST TEX. A&M	12/07/21	*	33	8-15	.533	4-10	.400	0-0	.000	0	1	1	2.6	1	0	1	0	1	20	13.4	
at Western N.M.	12/11/21	*	18	3-6	.500	1-3	.333	0-0	.000	1	3	4	2.7	1	0	0	1	1	7	12.8	
CAMERON	12/16/21	*	32	2-7	.286	2-3	.667	3-4	.750	1	3	4	2.8	1	0	2	0	1	9	12.5	
at Tex. A&M-Kingsville	12/31/21	*	32	1-13	.077	0-11	.000	1-2	.500	0	6	6	3.1	2	1	1	0	1	3	11.8	
at Tex. A&M Int'l	01/02/22	*	37	5-18	.278	4-16	.250	2-2	1.000	0	1	1	2.9	1	3	2	0	1	16	12.1	
ARK.-FORT SMITH	01/06/22	*	15	0-5	.000	0-3	.000	0-0	.000	0	0	0	2.7	0	1	0	0	1	0	11.3	
Totals			15	439	58-153	.379	37-112	.330	16-20	.800	5	36	41	2.7	17	15	13	1	11	169	11.3

Games played: 15  
Minutes/game: 29.3  
Points/game: 11.3  
FG Pct: 37.9  
3FG Pct: 33.0  
FT Pct: 80.0

Rebounds/game: 2.7  
Assists/game: 1.0  
Turnovers/game: 0.9  
Assist/turnover ratio: 1.2  
Steals/game: 0.7  
Blocks/game: 0.1

THE STAT CREW SYSTEM  
Lubbock Christian Individual Game-by-Game (as of Jan 13, 2022)  
All games

#02 Maci Maddox

Opponent	Date	gs	min	Total		3-Pointers		Free throws		Rebounds				pf	a	t/o	blk	stl	pts	avg
				fg-fga	pct	3fg-fga	pct	ft-fla	pct	off	def	tot	avg							
vs Montevallo	11/05/21		10	0-1	.000	0-0	.000	0-0	.000	0	0	0	0.0	0	0	0	0	1	0	0.0
vs Tampa	11/07/21		5	0-0	.000	0-0	.000	0-0	.000	0	0	0	0.0	0	1	0	0	0	0	0.0
at Colo. Christian	11/12/21		13	0-3	.000	0-0	.000	0-0	.000	0	1	1	0.3	0	0	0	0	0	0	0.0
vs Colorado St.-Pueblo	11/13/21		3	0-0	.000	0-0	.000	0-0	.000	0	0	0	0.3	0	0	0	0	0	0	0.0
LANDER	11/19/21		12	1-1	1.000	0-0	.000	2-2	1.000	0	0	0	0.2	1	0	1	0	1	4	0.8
DAEMEN	11/20/21		12	0-1	.000	0-0	.000	2-2	1.000	0	0	0	0.2	1	0	1	0	1	2	1.0
vs Minn.-Crookston	11/25/21		15	1-2	.500	0-0	.000	0-0	.000	0	0	0	0.1	1	0	0	0	1	2	1.1
at Hawaii Pacific	11/26/21		7	0-2	.000	0-0	.000	0-0	.000	0	0	0	0.1	0	0	1	0	0	0	1.0
WEST TEX. A&M	12/07/21		11	1-4	.250	0-0	.000	2-2	1.000	0	1	1	0.2	0	3	0	0	0	4	1.3
at Western N.M.	12/11/21		18	1-4	.250	0-1	.000	0-0	.000	0	2	2	0.4	1	2	0	0	2	2	1.4
CAMERON	12/16/21		9	1-3	.333	0-1	.000	0-0	.000	0	0	0	0.4	0	0	0	0	0	2	1.5
at Tex. A&M-Kingsville	12/31/21		9	0-1	.000	0-0	.000	0-0	.000	0	0	0	0.3	0	0	0	0	1	0	1.3
at Tex. A&M Int'l	01/02/22		4	0-0	.000	0-0	.000	0-0	.000	0	0	0	0.3	0	0	1	0	0	0	1.2
ARK.-FORT SMITH	01/06/22		15	1-2	.500	0-1	.000	0-0	.000	1	0	1	0.4	0	0	0	0	0	2	1.3
Totals		0	143	6-24	.250	0-3	.000	6-6	1.000	1	4	5	0.4	4	6	4	0	7	18	1.3

Games played: 14  
Minutes/game: 10.2  
Points/game: 1.3  
FG Pct: 25.0  
3FG Pct: 0.0  
FT Pct: 100.0

Rebounds/game: 0.4  
Assists/game: 0.4  
Turnovers/game: 0.3  
Assist/turnover ratio: 1.5  
Steals/game: 0.5

THE STAT CREW SYSTEM  
Lubbock Christian Individual Game-by-Game (as of Jan 13, 2022)  
All games

#03 Audrey Robertson

Opponent	Date	gs	min	Total		3-Pointers		Free throws		Rebounds				pf	a	t/o	blk	stl	pts	avg
				fg-fga	pct	3fg-fga	pct	ft-fa	pct	off	def	tot	avg							
vs Montevallo	11/05/21		16	1-4	.250	0-1	.000	0-0	.000	0	0	0	0.0	1	0	0	0	1	2	2.0
at Mont. St. Billings	11/06/21		21	2-4	.500	0-1	.000	1-1	1.000	0	0	0	0.0	0	0	0	0	0	5	3.5
vs Tampa	11/07/21		13	0-2	.000	0-1	.000	1-2	.500	0	1	1	0.3	1	1	1	0	0	1	2.7
at Colo. Christian	11/12/21		18	1-5	.200	1-2	.500	0-0	.000	2	1	3	1.0	2	0	1	1	1	3	2.8
vs Colorado St.-Pueblo	11/13/21		17	2-7	.286	0-2	.000	1-2	.500	0	0	0	0.8	1	0	1	0	2	5	3.2
LANDER	11/19/21		25	3-9	.333	1-3	.333	5-6	.833	1	0	1	0.8	1	0	1	1	1	12	4.7
DAEMEN	11/20/21		12	0-2	.000	0-0	.000	0-0	.000	0	2	2	1.0	1	0	1	0	0	0	4.0
vs Minn.-Crookston	11/25/21		15	2-7	.286	0-2	.000	2-2	1.000	3	1	4	1.4	0	0	0	0	0	6	4.3
at Hawaii Pacific	11/26/21		16	1-2	.500	0-1	.000	0-0	.000	0	0	0	1.2	0	0	1	0	0	2	4.0
WEST TEX. A&M	12/07/21		9	0-1	.000	0-1	.000	0-0	.000	0	0	0	1.1	0	0	0	0	1	0	3.6
at Western N.M.	12/11/21		13	4-5	.800	1-1	1.000	0-0	.000	0	2	2	1.2	2	0	0	0	1	9	4.1
CAMERON	12/16/21		22	3-5	.600	1-1	1.000	0-0	.000	1	0	1	1.2	2	4	0	0	0	7	4.3
at Tex. A&M-Kingsville	12/31/21		20	1-2	.500	1-2	.500	2-2	1.000	0	0	0	1.1	1	1	4	0	1	5	4.4
at Tex. A&M Int'l	01/02/22		16	2-3	.667	0-1	.000	1-2	.500	2	0	2	1.1	1	2	2	1	2	5	4.4
ARK.-FORT SMITH	01/06/22		14	1-2	.500	0-0	.000	0-0	.000	0	0	0	1.1	2	1	0	0	1	2	4.3
Totals		0	247	23-60	.383	5-19	.263	13-17	.765	9	7	16	1.1	15	9	12	3	11	64	4.3

Games played: 15  
Minutes/game: 16.5  
Points/game: 4.3  
FG Pct: 38.3  
3FG Pct: 26.3  
FT Pct: 76.5

Rebounds/game: 1.1  
Assists/game: 0.6  
Turnovers/game: 0.8  
Assist/turnover ratio: 0.8  
Steals/game: 0.7  
Blocks/game: 0.2



THE STAT CREW SYSTEM  
Lubbock Christian Individual Game-by-Game (as of Jan 13, 2022)  
All games

#05 Laynee Burr

Opponent	Date	gs	min	Total		3-Pointers		Free throws		Rebounds				pf	a	t/o	blk	stl	pts	avg	
				fg-fga	pct	3fg-fga	pct	ft-fla	pct	off	def	tot	avg								
vs Montevallo	11/05/21	*	31	4-10	.400	2-3	.667	0-0	.000	1	2	3	3.0	4	6	3	0	4	10	10.0	
at Mont. St. Billings	11/06/21	*	36	1-6	.167	0-2	.000	3-6	.500	1	1	2	2.5	1	3	0	0	2	5	7.5	
vs Tampa	11/07/21	*	33	6-10	.600	2-4	.500	4-4	1.000	0	3	3	2.7	3	2	1	0	1	18	11.0	
at Colo. Christian	11/12/21	*	27	7-12	.583	2-5	.400	3-3	1.000	0	3	3	2.8	3	3	1	0	2	19	13.0	
vs Colorado St.-Pueblo	11/13/21	*	31	0-3	.000	0-1	.000	2-2	1.000	0	2	2	2.6	4	0	1	1	0	2	10.8	
LANDER	11/19/21	*	29	3-5	.600	0-1	.000	4-4	1.000	1	3	4	2.8	4	5	1	0	0	10	10.7	
DAEMEN	11/20/21	*	27	2-6	.333	1-3	.333	2-2	1.000	0	2	2	2.7	0	1	0	0	1	7	10.1	
vs Minn.-Crookston	11/25/21	*	24	3-8	.375	0-3	.000	0-0	.000	2	2	4	2.9	2	1	1	1	1	6	9.6	
at Hawaii Pacific	11/26/21	*	26	4-6	.667	0-1	.000	0-0	.000	1	3	4	3.0	3	4	1	0	0	8	9.4	
WEST TEX. A&M	12/07/21	*	32	2-7	.286	2-3	.667	0-0	.000	0	3	3	3.0	4	2	2	0	1	6	9.1	
at Western N.M.	12/11/21	*	19	4-7	.571	0-1	.000	0-0	.000	1	1	2	2.9	0	2	0	0	2	8	9.0	
CAMERON	12/16/21	*	27	2-4	.500	0-1	.000	0-0	.000	1	4	5	3.1	2	5	4	1	1	4	8.6	
at Tex. A&M-Kingsville	12/31/21	*	30	4-6	.667	0-1	.000	1-2	.500	3	2	5	3.2	4	3	1	0	2	9	8.6	
at Tex. A&M Int'l	01/02/22	*	28	1-6	.167	0-2	.000	1-2	.500	0	4	4	3.3	1	1	1	0	1	3	8.2	
ARK.-FORT SMITH	01/06/22	*	16	4-5	.800	2-3	.667	0-0	.000	0	3	3	3.3	0	0	0	0	0	10	8.3	
Totals			15	416	47-101	.465	11-34	.324	20-25	.800	11	38	49	3.3	35	38	17	3	18	125	8.3

Games played: 15  
Minutes/game: 27.7  
Points/game: 8.3  
FG Pct: 46.5  
3FG Pct: 32.4  
FT Pct: 80.0

Rebounds/game: 3.3  
Assists/game: 2.5  
Turnovers/game: 1.1  
Assist/turnover ratio: 2.2  
Steals/game: 1.2  
Blocks/game: 0.2

THE STAT CREW SYSTEM  
Lubbock Christian Individual Game-by-Game (as of Jan 13, 2022)  
All games

#12 Savannah Sumrall

Opponent	Date	gs	min	Total		3-Pointers		Free throws		Rebounds				pf	a	t/o	blk	stl	pts	avg
				fg-fga	pct	3fg-fga	pct	ft-fla	pct	off	def	tot	avg							
vs Montevallo	11/05/21		2	0-0	.000	0-0	.000	0-0	.000	0	0	0	0.0	0	0	0	0	0	0	0.0
at Colo. Christian	11/12/21		2	0-0	.000	0-0	.000	0-0	.000	1	1	2	1.0	0	0	1	0	0	0	0.0
DAEMEN	11/20/21		6	0-1	.000	0-0	.000	0-0	.000	0	0	0	0.7	0	2	0	0	1	0	0.0
vs Minn.-Crookston	11/25/21		7	0-1	.000	0-0	.000	0-0	.000	0	0	0	0.5	0	0	1	0	0	0	0.0
at Hawaii Pacific	11/26/21		3	1-1	1.000	0-0	.000	0-0	.000	0	0	0	0.4	1	0	2	0	0	2	0.4
at Western N.M.	12/11/21		9	0-1	.000	0-0	.000	0-0	.000	0	1	1	0.5	1	0	0	0	1	0	0.3
ARK.-FORT SMITH	01/06/22		13	0-1	.000	0-1	.000	2-4	.500	0	0	0	0.4	0	0	2	0	0	2	0.6
Totals		0	42	1-5	.200	0-1	.000	2-4	.500	1	2	3	0.4	2	2	6	0	2	4	0.6

Games played: 7  
Minutes/game: 6.0  
Points/game: 0.6  
FG Pct: 20.0  
3FG Pct: 0.0  
FT Pct: 50.0

Rebounds/game: 0.4  
Assists/game: 0.3  
Turnovers/game: 0.9  
Assist/turnover ratio: 0.3  
Steals/game: 0.3

THE STAT CREW SYSTEM  
Lubbock Christian Individual Game-by-Game (as of Jan 13, 2022)  
All games

# 14 Channing Cunyus

Opponent	Date	gs	min	Total		3-Pointers		Free throws		Rebounds				pf	a	t/o	blk	stl	pts	avg	
				fg-fga	pct	3fg-fga	pct	ft-fla	pct	off	def	tot	avg								
vs Montevallo	11/05/21	*	21	3-3	1.000	2-2	1.000	0-0	.000	1	1	2	2.0	3	2	1	1	1	8	8.0	
at Mont. St. Billings	11/06/21	*	35	5-11	.455	2-5	.400	0-0	.000	0	1	1	1.5	0	2	1	0	3	12	10.0	
vs Tampa	11/07/21	*	25	1-4	.250	0-3	.000	0-0	.000	1	4	5	2.7	1	2	1	0	1	2	7.3	
at Colo. Christian	11/12/21	*	25	2-8	.250	0-4	.000	6-6	1.000	3	5	8	4.0	1	2	1	0	1	10	8.0	
vs Colorado St.-Pueblo	11/13/21	*	29	4-9	.444	2-4	.500	1-2	.500	0	1	1	3.4	3	0	3	1	2	11	8.6	
LANDER	11/19/21	*	26	3-6	.500	1-4	.250	4-4	1.000	1	3	4	3.5	1	2	1	0	1	11	9.0	
DAEMEN	11/20/21	*	24	2-4	.500	0-1	.000	1-1	1.000	0	5	5	3.7	2	2	0	0	1	5	8.4	
vs Minn.-Crookston	11/25/21	*	23	4-7	.571	2-4	.500	0-0	.000	1	6	7	4.1	2	4	0	1	1	10	8.6	
at Hawaii Pacific	11/26/21	*	25	3-5	.600	1-1	1.000	2-2	1.000	0	4	4	4.1	1	1	0	0	1	9	8.7	
WEST TEX. A&M	12/07/21	*	31	2-6	.333	0-2	.000	1-2	.500	0	4	4	4.1	2	2	2	0	0	5	8.3	
at Western N.M.	12/11/21	*	21	2-5	.400	2-2	1.000	0-0	.000	1	0	1	3.8	1	1	1	0	3	6	8.1	
CAMERON	12/16/21	*	31	3-5	.600	2-3	.667	5-8	.625	1	5	6	4.0	0	2	1	0	2	13	8.5	
at Tex. A&M-Kingsville	12/31/21	*	24	2-6	.333	1-4	.250	1-2	.500	1	1	2	3.8	1	0	3	1	1	6	8.3	
at Tex. A&M Int'l	01/02/22	*	33	4-8	.500	1-3	.333	0-0	.000	2	5	7	4.1	3	5	0	0	4	9	8.4	
ARK.-FORT SMITH	01/06/22	*	15	1-2	.500	1-2	.500	0-0	.000	0	1	1	3.9	1	1	2	0	1	3	8.0	
Totals			15	388	41-89	.461	17-44	.386	21-27	.778	12	46	58	3.9	22	28	17	4	23	120	8.0

Games played: 15  
Minutes/game: 25.9  
Points/game: 8.0  
FG Pct: 46.1  
3FG Pct: 38.6  
FT Pct: 77.8

Rebounds/game: 3.9  
Assists/game: 1.9  
Turnovers/game: 1.1  
Assist/turnover ratio: 1.6  
Steals/game: 1.5  
Blocks/game: 0.3

THE STAT CREW SYSTEM  
Lubbock Christian Individual Game-by-Game (as of Jan 13, 2022)  
All games

#15 Shaylee Stovall

Opponent	Date	gs	min	Total		3-Pointers		Free throws		Rebounds				pf	a	t/o	blk	stl	pts	avg
				fg-fga	pct	3fg-fga	pct	ft-fla	pct	off	def	tot	avg							
vs Montevallo	11/05/21		6	0-1	.000	0-1	.000	0-0	.000	0	0	0	0.0	1	0	0	0	0	0	0.0
vs Tampa	11/07/21		3	0-0	.000	0-0	.000	0-0	.000	0	0	0	0.0	0	0	0	0	0	0	0.0
at Colo. Christian	11/12/21		5	0-0	.000	0-0	.000	3-4	.750	0	2	2	0.7	0	0	0	0	0	3	1.0
vs Colorado St.-Pueblo	11/13/21		0	0-0	.000	0-0	.000	0-0	.000	0	0	0	0.5	0	0	0	0	0	0	0.8
DAEMEN	11/20/21		8	0-1	.000	0-0	.000	0-0	.000	0	1	1	0.6	0	1	0	0	0	0	0.6
vs Minn.-Crookston	11/25/21		10	0-1	.000	0-1	.000	0-0	.000	0	2	2	0.8	1	2	0	0	0	0	0.5
at Hawaii Pacific	11/26/21		6	0-0	.000	0-0	.000	1-2	.500	0	1	1	0.9	1	0	0	0	0	1	0.6
at Western N.M.	12/11/21		13	2-3	.667	2-3	.667	0-0	.000	0	0	0	0.8	1	0	1	0	0	6	1.3
CAMERON	12/16/21		1	0-0	.000	0-0	.000	0-0	.000	0	0	0	0.7	0	0	0	0	0	0	1.1
at Tex. A&M-Kingsville	12/31/21		6	0-0	.000	0-0	.000	0-0	.000	0	1	1	0.7	0	0	0	0	1	0	1.0
at Tex. A&M Int'l	01/02/22		4	0-0	.000	0-0	.000	0-0	.000	0	1	1	0.7	0	0	0	0	1	0	0.9
ARK.-FORT SMITH	01/06/22		11	2-3	.667	1-1	1.000	0-0	.000	0	0	0	0.7	0	1	1	0	0	5	1.3
Totals		0	73	4-9	.444	3-6	.500	4-6	.667	0	8	8	0.7	4	4	2	0	2	15	1.3

Games played: 12  
Minutes/game: 6.1  
Points/game: 1.3  
FG Pct: 44.4  
3FG Pct: 50.0  
FT Pct: 66.7

Rebounds/game: 0.7  
Assists/game: 0.3  
Turnovers/game: 0.2  
Assist/turnover ratio: 2.0  
Steals/game: 0.2



THE STAT CREW SYSTEM  
Lubbock Christian Individual Game-by-Game (as of Jan 13, 2022)  
All games

#20 Carli Bostwick

Opponent	Date	gs	min	Total		3-Pointers		Free throws		Rebounds				pf	a	t/o	blk	stl	pts	avg
				fg-fga	pct	3fg-fga	pct	ft-fla	pct	off	def	tot	avg							
vs Montevallo	11/05/21		1	0-0	.000	0-0	.000	0-0	.000	0	1	1	1.0	0	0	0	0	0	0	0.0
at Colo. Christian	11/12/21		2	0-0	.000	0-0	.000	0-0	.000	0	0	0	0.5	0	0	0	0	0	0	0.0
DAEMEN	11/20/21		4	1-1	1.000	0-0	.000	0-0	.000	0	0	0	0.3	1	0	1	0	1	2	0.7
vs Minn.-Crookston	11/25/21		6	0-3	.000	0-1	.000	0-0	.000	0	0	0	0.3	1	0	0	0	0	0	0.5
at Hawaii Pacific	11/26/21		3	0-1	.000	0-1	.000	0-2	.000	0	0	0	0.2	0	0	0	0	1	0	0.4
at Western N.M.	12/11/21		7	0-0	.000	0-0	.000	0-0	.000	0	0	0	0.2	0	0	1	0	0	0	0.3
ARK.-FORT SMITH	01/06/22		10	1-1	1.000	1-1	1.000	0-0	.000	0	1	1	0.3	0	1	0	0	0	3	0.7
Totals		0	33	2-6	.333	1-3	.333	0-2	.000	0	2	2	0.3	2	1	2	0	2	5	0.7

Games played: 7  
Minutes/game: 4.7  
Points/game: 0.7  
FG Pct: 33.3  
3FG Pct: 33.3  
FT Pct: 0.0

Rebounds/game: 0.3  
Assists/game: 0.1  
Turnovers/game: 0.3  
Assist/turnover ratio: 0.5  
Steals/game: 0.3

THE STAT CREW SYSTEM  
Lubbock Christian Individual Game-by-Game (as of Jan 13, 2022)  
All games

#21 Allie Schulte

Opponent	Date	gs	min	Total		3-Pointers		Free throws		Rebounds				pf	a	t/o	blk	stl	pts	avg	
				fg-fga	pct	3fg-fga	pct	ft-fa	pct	off	def	tot	avg								
vs Montevallo	11/05/21	*	30	8-11	.727	3-5	.600	0-0	.000	0	5	5	5.0	0	5	2	0	2	19	19.0	
at Mont. St. Billings	11/06/21	*	34	4-10	.400	2-5	.400	6-6	1.000	1	6	7	6.0	3	3	5	0	2	16	17.5	
vs Tampa	11/07/21	*	32	3-5	.600	1-2	.500	3-4	.750	0	4	4	5.3	1	4	0	1	3	10	15.0	
at Colo. Christian	11/12/21	*	26	1-5	.200	0-3	.000	2-2	1.000	1	2	3	4.8	1	3	0	1	5	4	12.3	
vs Colorado St.-Pueblo	11/13/21	*	32	2-8	.250	0-2	.000	8-8	1.000	0	6	6	5.0	3	8	3	0	1	12	12.2	
LANDER	11/19/21	*	30	1-5	.200	0-2	.000	10-10	1.000	0	3	3	4.7	2	2	4	1	1	12	12.2	
DAEMEN	11/20/21	*	22	5-8	.625	1-2	.500	6-6	1.000	1	1	2	4.3	2	2	1	0	0	17	12.9	
vs Minn.-Crookston	11/25/21	*	19	5-12	.417	1-5	.200	1-2	.500	2	2	4	4.3	3	4	1	0	2	12	12.8	
at Hawaii Pacific	11/26/21	*	32	9-14	.643	4-7	.571	0-0	.000	0	4	4	4.2	1	6	0	0	5	22	13.8	
WEST TEX. A&M	12/07/21	*	35	3-6	.500	1-1	1.000	2-2	1.000	0	3	3	4.1	1	2	0	0	1	9	13.3	
at Western N.M.	12/11/21	*	17	3-8	.375	0-2	.000	0-0	.000	0	1	1	3.8	0	0	0	0	4	6	12.6	
CAMERON	12/16/21	*	31	2-4	.500	0-1	.000	0-0	.000	1	4	5	3.9	0	5	1	0	3	4	11.9	
at Tex. A&M-Kingsville	12/31/21	*	32	2-11	.182	1-5	.200	2-4	.500	1	0	1	3.7	1	0	2	1	7	7	11.5	
at Tex. A&M Int'l	01/02/22	*	34	7-13	.538	3-7	.429	6-8	.750	2	1	3	3.6	1	5	4	1	8	23	12.4	
ARK.-FORT SMITH	01/06/22	*	17	5-6	.833	1-2	.500	1-1	1.000	0	1	1	3.5	0	3	1	0	4	12	12.3	
Totals			15	423	60-126	.476	18-51	.353	47-53	.887	9	43	52	3.5	19	52	24	5	48	185	12.3

Games played: 15  
Minutes/game: 28.2  
Points/game: 12.3  
FG Pct: 47.6  
3FG Pct: 35.3  
FT Pct: 88.7

Rebounds/game: 3.5  
Assists/game: 3.5  
Turnovers/game: 1.6  
Assist/turnover ratio: 2.2  
Steals/game: 3.2  
Blocks/game: 0.3

THE STAT CREW SYSTEM  
Lubbock Christian Individual Game-by-Game (as of Jan 13, 2022)  
All games

#22 Juliana Robertson

Opponent	Date	gs	min	Total		3-Pointers		Free throws		Rebounds				pf	a	t/o	blk	stl	pts	avg	
				fg-fga	pct	3fg-fga	pct	ft-fla	pct	off	def	tot	avg								
vs Montevallo	11/05/21	*	24	2-9	.222	1-3	.333	4-4	1.000	0	6	6	6.0	4	3	2	0	0	9	9.0	
at Mont. St. Billings	11/06/21	*	25	3-4	.750	0-0	.000	1-2	.500	1	4	5	5.5	5	0	4	1	0	7	8.0	
vs Tampa	11/07/21	*	34	2-6	.333	1-1	1.000	0-0	.000	1	6	7	6.0	2	1	4	0	0	5	7.0	
at Colo. Christian	11/12/21	*	26	0-5	.000	0-0	.000	0-0	.000	3	5	8	6.5	3	0	2	0	0	0	5.3	
vs Colorado St.-Pueblo	11/13/21	*	33	0-6	.000	0-4	.000	2-2	1.000	0	5	5	6.2	2	0	1	1	3	2	4.6	
LANDER	11/19/21	*	20	5-7	.714	0-1	.000	1-1	1.000	1	2	3	5.7	5	0	3	0	0	11	5.7	
DAEMEN	11/20/21	*	20	0-3	.000	0-0	.000	2-2	1.000	4	3	7	5.9	3	1	1	1	0	2	5.1	
vs Minn.-Crookston	11/25/21	*	23	4-6	.667	0-1	.000	0-0	.000	2	4	6	5.9	3	3	1	1	0	8	5.5	
at Hawaii Pacific	11/26/21	*	29	2-4	.500	0-0	.000	1-2	.500	1	12	13	6.7	4	4	3	0	1	5	5.4	
WEST TEX. A&M	12/07/21	*	34	5-9	.556	0-0	.000	1-2	.500	4	11	15	7.5	2	1	4	2	2	11	6.0	
at Western N.M.	12/11/21	*	15	2-5	.400	0-1	.000	1-2	.500	0	0	0	6.8	0	1	1	0	0	5	5.9	
CAMERON	12/16/21	*	25	5-13	.385	1-5	.200	3-4	.750	0	8	8	6.9	2	1	2	0	2	14	6.6	
at Tex. A&M-Kingsville	12/31/21	*	30	4-7	.571	0-2	.000	0-0	.000	2	6	8	7.0	2	0	2	1	1	8	6.7	
at Tex. A&M Int'l	01/02/22	*	25	1-3	.333	0-0	.000	0-0	.000	1	3	4	6.8	5	1	1	0	3	2	6.4	
ARK.-FORT SMITH	01/06/22	*	17	2-3	.667	1-1	1.000	0-0	.000	1	3	4	6.6	0	3	1	0	3	5	6.3	
Totals			15	380	37-90	.411	4-19	.211	16-21	.762	21	78	99	6.6	42	19	32	7	15	94	6.3

Games played: 15  
Minutes/game: 25.3  
Points/game: 6.3  
FG Pct: 41.1  
3FG Pct: 21.1  
FT Pct: 76.2

Rebounds/game: 6.6  
Assists/game: 1.3  
Turnovers/game: 2.1  
Assist/turnover ratio: 0.6  
Steals/game: 1.0  
Blocks/game: 0.5

THE STAT CREW SYSTEM  
Lubbock Christian Individual Game-by-Game (as of Jan 13, 2022)  
All games

#23 Brylee Winfrey

Opponent	Date	gs	min	Total		3-Pointers		Free throws		Rebounds				pf	a	t/o	blk	stl	pts	avg
				fg-fga	pct	3fg-fga	pct	ft-fla	pct	off	def	tot	avg							
vs Montevallo	11/05/21		2	0-0	.000	0-0	.000	0-0	.000	0	0	0	0.0	0	0	1	1	0	0	0.0
at Colo. Christian	11/12/21		3	0-0	.000	0-0	.000	0-0	.000	0	0	0	0.0	0	0	1	0	0	0	0.0
DAEMEN	11/20/21		6	1-6	.167	1-3	.333	2-3	.667	0	0	0	0.0	2	0	0	0	0	5	1.7
vs Minn.-Crookston	11/25/21		8	0-3	.000	0-2	.000	2-2	1.000	0	1	1	0.3	1	1	2	0	0	2	1.8
at Hawaii Pacific	11/26/21		3	0-0	.000	0-0	.000	0-0	.000	0	2	2	0.6	2	1	0	0	0	0	1.4
at Western N.M.	12/11/21		9	0-2	.000	0-2	.000	0-0	.000	0	1	1	0.7	1	2	0	0	1	0	1.2
ARK.-FORT SMITH	01/06/22		11	1-1	1.000	0-0	.000	2-2	1.000	0	1	1	0.7	0	1	4	0	1	4	1.6
Totals		0	42	2-12	.167	1-7	.143	6-7	.857	0	5	5	0.7	6	5	8	1	2	11	1.6

Games played: 7  
Minutes/game: 6.0  
Points/game: 1.6  
FG Pct: 16.7  
3FG Pct: 14.3  
FT Pct: 85.7

Rebounds/game: 0.7  
Assists/game: 0.7  
Turnovers/game: 1.1  
Assist/turnover ratio: 0.6  
Steals/game: 0.3  
Blocks/game: 0.1



THE STAT CREW SYSTEM  
Lubbock Christian Individual Game-by-Game (as of Jan 13, 2022)  
All games

#30 Audrey Spurgin

Opponent	Date	gs	min	Total		3-Pointers		Free throws		Rebounds				pf	a	t/o	blk	stl	pts	avg
				fg-fga	pct	3fg-fga	pct	ft-fla	pct	off	def	tot	avg							
vs Montevallo	11/05/21		3	0-0	.000	0-0	.000	2-2	1.000	0	0	0	0.0	0	0	1	0	0	2	2.0
vs Tampa	11/07/21		1	0-0	.000	0-0	.000	0-0	.000	0	0	0	0.0	2	0	1	0	0	0	1.0
at Colo. Christian	11/12/21		2	0-1	.000	0-0	.000	0-0	.000	0	0	0	0.0	1	0	0	0	0	0	0.7
DAEMEN	11/20/21		4	0-0	.000	0-0	.000	0-0	.000	0	1	1	0.3	1	0	1	0	0	0	0.5
vs Minn.-Crookston	11/25/21		9	0-1	.000	0-0	.000	0-0	.000	0	3	3	0.8	2	0	0	1	2	0	0.4
at Hawaii Pacific	11/26/21		3	0-1	.000	0-0	.000	0-0	.000	0	0	0	0.7	0	0	0	0	0	0	0.3
at Western N.M.	12/11/21		5	0-3	.000	0-0	.000	1-2	.500	0	0	0	0.6	2	0	1	0	0	1	0.4
ARK.-FORT SMITH	01/06/22		10	1-1	1.000	0-0	.000	5-6	.833	0	3	3	0.9	2	0	2	0	0	7	1.3
Totals		0	37	1-7	.143	0-0	.000	8-10	.800	0	7	7	0.9	10	0	6	1	2	10	1.3

Games played: 8  
Minutes/game: 4.6  
Points/game: 1.3  
FG Pct: 14.3  
FT Pct: 80.0

Rebounds/game: 0.9  
Turnovers/game: 0.8  
Steals/game: 0.3  
Blocks/game: 0.1

THE STAT CREW SYSTEM  
Lubbock Christian Individual Game-by-Game (as of Jan 13, 2022)  
All games

#34 Whitney Cox

Opponent	Date	gs	min	Total		3-Pointers		Free throws		Rebounds				pf	a	t/o	blk	stl	pts	avg
				fg-fga	pct	3fg-fga	pct	ft-fla	pct	off	def	tot	avg							
vs Montevallo	11/05/21		6	0-2	.000	0-0	.000	0-0	.000	0	1	1	1.0	1	1	0	1	0	0	0.0
at Mont. St. Billings	11/06/21		5	0-0	.000	0-0	.000	0-0	.000	0	0	0	0.5	1	0	1	0	0	0	0.0
vs Tampa	11/07/21		4	0-1	.000	0-0	.000	0-0	.000	0	0	0	0.3	2	0	1	0	0	0	0.0
at Colo. Christian	11/12/21		6	1-2	.500	0-0	.000	1-2	.500	0	1	1	0.5	0	0	0	1	0	3	0.8
LANDER	11/19/21		4	1-1	1.000	0-0	.000	0-0	.000	0	0	0	0.4	0	0	0	1	0	2	1.0
DAEMEN	11/20/21		12	1-2	.500	0-0	.000	2-4	.500	0	2	2	0.7	4	0	1	0	1	4	1.5
vs Minn.-Crookston	11/25/21		7	0-0	.000	0-0	.000	0-2	.000	0	0	0	0.6	2	1	1	0	0	0	1.3
at Hawaii Pacific	11/26/21		3	1-1	1.000	0-0	.000	0-0	.000	0	0	0	0.5	0	0	0	0	0	2	1.4
WEST TEX. A&M	12/07/21		2	0-0	.000	0-0	.000	0-0	.000	1	0	1	0.6	1	0	0	0	0	0	1.2
at Western N.M.	12/11/21		13	0-1	.000	0-0	.000	4-4	1.000	0	4	4	0.9	1	2	1	0	0	4	1.5
CAMERON	12/16/21		3	1-3	.333	0-0	.000	0-0	.000	0	0	0	0.8	1	0	0	0	0	2	1.5
at Tex. A&M-Kingsville	12/31/21		2	0-1	.000	0-0	.000	0-0	.000	0	0	0	0.8	0	0	0	0	0	0	1.4
at Tex. A&M Int'l	01/02/22		5	1-1	1.000	0-0	.000	0-0	.000	0	2	2	0.8	1	0	1	0	0	2	1.5
ARK.-FORT SMITH	01/06/22		13	1-5	.200	0-0	.000	0-0	.000	1	3	4	1.1	1	1	3	2	0	2	1.5
Totals		0	85	7-20	.350	0-0	.000	7-12	.583	2	13	15	1.1	15	5	9	5	1	21	1.5

Games played: 14  
Minutes/game: 6.1  
Points/game: 1.5  
FG Pct: 35.0  
FT Pct: 58.3

Rebounds/game: 1.1  
Assists/game: 0.4  
Turnovers/game: 0.6  
Assist/turnover ratio: 0.6  
Steals/game: 0.1  
Blocks/game: 0.4

THE STAT CREW SYSTEM  
Lubbock Christian Individual Game-by-Game (as of Jan 13, 2022)  
All games

#40 Reese Schumann

Opponent	Date	gs	min	Total		3-Pointers		Free throws		Rebounds				pf	a	t/o	blk	stl	pts	avg
				fg-fga	pct	3fg-fga	pct	ft-flt	pct	off	def	tot	avg							
at Colo. Christian	11/12/21		1	0-0	.000	0-0	.000	0-0	.000	0	0	0	0.0	0	0	0	0	0	0	0.0
DAEMEN	11/20/21		4	0-0	.000	0-0	.000	0-0	.000	0	0	0	0.0	1	0	0	0	0	0	0.0
vs Minn.-Crookston	11/25/21		6	1-2	.500	0-0	.000	1-2	.500	2	3	5	1.7	2	0	0	0	0	3	1.0
at Hawaii Pacific	11/26/21		1	0-0	.000	0-0	.000	2-2	1.000	1	0	1	1.5	0	0	0	0	0	2	1.3
at Western N.M.	12/11/21		9	1-2	.500	0-0	.000	0-0	.000	1	3	4	2.0	0	0	0	0	0	2	1.4
ARK.-FORT SMITH	01/06/22		10	0-2	.000	0-0	.000	0-0	.000	2	0	2	2.0	1	0	2	0	0	0	1.2
Totals		0	31	2-6	.333	0-0	.000	3-4	.750	6	6	12	2.0	4	0	2	0	0	7	1.2

Games played: 6  
Minutes/game: 5.2  
Points/game: 1.2  
FG Pct: 33.3  
FT Pct: 75.0

Rebounds/game: 2.0  
Turnovers/game: 0.3

THE STAT CREW SYSTEM  
Lubbock Christian Individual Game-by-Game (as of Jan 13, 2022)  
All games

#TM TEAM

Opponent	Date	gs	min	Total		3-Pointers		Free throws		Rebounds				pf	a	t/o	blk	stl	pts	avg
				fg-fga	pct	3fg-fga	pct	ft-fla	pct	off	def	tot	avg							
vs Montevallo	11/05/21		0	0-0	.000	0-0	.000	0-0	.000	1	3	4	4.0	0	0	0	0	0	0	0.0
at Mont. St. Billings	11/06/21		0	0-0	.000	0-0	.000	0-0	.000	1	3	4	4.0	0	0	0	0	0	0	0.0
vs Tampa	11/07/21		0	0-0	.000	0-0	.000	0-0	.000	0	2	2	3.3	0	0	1	0	0	0	0.0
at Colo. Christian	11/12/21		0	0-0	.000	0-0	.000	0-0	.000	0	0	0	2.5	0	0	2	0	0	0	0.0
vs Colorado St.-Pueblo	11/13/21		0	0-0	.000	0-0	.000	0-0	.000	0	0	0	2.0	0	0	2	0	0	0	0.0
LANDER	11/19/21		0	0-0	.000	0-0	.000	0-0	.000	1	3	4	2.3	0	0	0	0	0	0	0.0
DAEMEN	11/20/21		0	0-0	.000	0-0	.000	0-0	.000	1	5	6	2.9	0	0	0	0	0	0	0.0
vs Minn.-Crookston	11/25/21		0	0-0	.000	0-0	.000	0-0	.000	1	0	1	2.6	0	0	1	0	0	0	0.0
at Hawaii Pacific	11/26/21		0	0-0	.000	0-0	.000	0-0	.000	1	2	3	2.7	0	0	2	0	0	0	0.0
WEST TEX. A&M	12/07/21		0	0-0	.000	0-0	.000	0-0	.000	1	3	4	2.8	0	0	0	0	0	0	0.0
at Western N.M.	12/11/21		0	0-0	.000	0-0	.000	0-0	.000	0	0	0	2.5	0	0	1	0	0	0	0.0
CAMERON	12/16/21		0	0-0	.000	0-0	.000	0-0	.000	2	3	5	2.8	0	0	0	0	0	0	0.0
at Tex. A&M-Kingsville	12/31/21		0	0-0	.000	0-0	.000	0-0	.000	0	0	0	2.5	0	0	0	0	0	0	0.0
at Tex. A&M Int'l	01/02/22		0	0-0	.000	0-0	.000	0-0	.000	0	0	0	2.4	0	0	1	0	0	0	0.0
ARK.-FORT SMITH	01/06/22		0	0-0	.000	0-0	.000	0-0	.000	1	3	4	2.5	0	0	1	0	0	0	0.0
Totals		0	0	0-0	.000	0-0	.000	0-0	.000	10	27	37	2.5	0	0	11	0	0	0	0.0

Games played: 15

Rebounds/game: 2.5

Turnovers/game: 0.7

# LUBBOCK CHRISTIAN UNIVERSITY WOMEN'S BASKETBALL GAME NOTES

## Montevallo vs Lubbock Christian 11/05/21 3:30 pm at Billings, MT

### Montevallo 55 • 0-1,0-0 Gulf Sou

#	Player	Total		3-Ptr		Rebounds			PF	TP	A TO Blk Stl				Min
		FG-FGA	FG-FGA	FT-FTA	FT-FTA	Off	Def	Tot			A	TO	Blk	Stl	
12	Shyan Flack	r	1-8	1-3	7-10	2	11	13	0	10	1	1	1	0	27
22	Savannah Lee	f	4-11	0-3	1-2	4	5	9	2	9	0	4	1	1	27
05	Marisa Snodgrass	g	2-6	1-5	0-1	1	3	4	2	5	1	4	0	1	31
11	Kiya Sain	g	4-10	0-3	0-0	2	2	4	0	8	2	0	0	0	28
23	Jordan Jones	g	2-8	0-1	0-2	1	1	2	3	4	1	2	0	0	20
01	Jennifer Andrew		0-1	0-0	3-4	0	1	1	2	3	1	1	0	0	11
02	Sara Strohmeier		0-0	0-0	0-0	0	0	0	1	0	0	0	0	0	4
03	Tiara McLeod		1-1	0-0	2-2	0	4	4	1	4	0	0	0	0	10
04	Anna Katherine Eastm		0-2	1-2	0-0	0	0	0	2	3	0	1	0	0	13
14	Leisha Steger		0-1	0-1	0-0	0	0	0	0	0	0	0	0	0	3
20	Miriam Oldacre		0-1	0-0	0-0	0	0	0	0	0	1	1	0	0	3
33	Elizabeth Hill		1-3	1-3	0-0	0	0	0	0	3	1	1	0	0	5
33	Michaela Edwards		2-4	1-1	1-3	1	1	1	0	6	0	1	0	4	18
Team						2	1	3							
Totals			18-56	5-22	14-24	13	28	41	13	55	8	16	2	6	200
1st - FG %:		3-14	21.4%	2nd: 6-17	35.3%	3rd: 3-13	23.1%	4th: 6-12	50.0%	Game: 18-56	32.1%	Deadball			
3FG %:		1-5	20.0%	1-7	14.3%	1-5	20.0%	2-5	40.0%	5-22	22.7%	Rebounds			
FT %:		4-4	100.0%	2-6	33.3%	5-8	62.5%	3-6	50.0%	14-24	58.3%				

### Lubbock Christian 69 • 1-0,0-0 Lone Sta

#	Player	Total		3-Ptr		Rebounds			PF	TP	A TO Blk Stl				Min
		FG-FGA	FG-FGA	FT-FTA	FT-FTA	Off	Def	Tot			A	TO	Blk	Stl	
22	Juliana Robertson	r	2-9	1-3	4-4	0	6	6	4	9	3	2	0	0	24
01	Ashton Duncan	g	4-12	4-12	0-0	1	3	4	2	12	1	1	0	2	30
05	Laynee Burr	g	4-10	2-3	0-0	1	2	3	4	10	6	3	0	4	31
14	Channing Cunyus	g	3-3	2-2	0-0	1	1	2	3	8	2	1	1	1	21
21	Allie Schulte	g	8-11	3-5	0-0	0	5	5	0	19	5	2	0	2	30
00	Grace Foster		3-6	1-2	0-0	2	7	9	2	7	1	2	2	0	18
02	Maci Maddox		0-1	0-0	0-0	0	0	0	0	0	0	0	0	1	10
03	Audrey Robertson		1-4	0-1	0-0	0	0	0	1	2	0	0	0	1	16
12	Savannah Sumrall		0-0	0-0	0-0	0	0	0	0	0	0	0	0	0	2
15	Shaylee Stovall		0-1	0-1	0-0	0	0	0	1	0	0	0	0	0	6
20	Carli Bostwick		0-0	0-0	0-0	0	1	1	0	0	0	0	0	0	1
23	Brylee Winfrey		0-0	0-0	0-0	0	0	0	0	0	0	1	1	0	2
30	Audrey Spurgin		0-0	0-0	2-2	0	0	0	0	2	0	1	0	0	3
34	Whitney Cox		0-2	0-0	0-0	0	1	1	1	0	1	0	1	0	6
Team						1	3	4							
Totals			25-59	13-29	6-6	6	29	35	18	69	19	13	5	11	200
1st - FG %:		8-18	44.4%	2nd: 6-14	42.9%	3rd: 7-16	43.8%	4th: 4-11	36.4%	Game: 25-59	42.4%	Deadball			
3FG %:		5-10	50.0%	3-7	42.9%	2-4	50.0%	3-8	37.5%	13-29	44.8%	Rebounds			
FT %:		0-0	0.0%	0-0	0.0%	4-4	100.0%	0-0	0.0%	6-6	100.0%				

Officials: Brian Williams, Steven Landro, Aaron Haugen  
Technical fouls: Montevallo-None. Lubbock Christian-None.  
Attendance: 155  
2021-22 Women's Basketball. Round: 0. Lubbock Christian vs Montevallo. Played

Score by periods	1st	2nd	3rd	4th	Total
Montevallo	11	15	12	17	55
Lubbock Christian	21	15	20	13	69

## Lubbock Christian vs Mont. St. Billings 11/06/21 7:00 pm at Billings, MT

### Lubbock Christian 67 • 2-0,0-0 Lone Sta

#	Player	Total		3-Ptr		Rebounds			PF	TP	A TO Blk Stl				Min
		FG-FGA	FG-FGA	FT-FTA	FT-FTA	Off	Def	Tot			A	TO	Blk	Stl	
22	Juliana Robertson	r	3-4	0-0	1-2	1	4	5	5	7	0	4	1	0	25
01	Ashton Duncan	g	7-11	3-6	5-6	1	4	5	2	22	2	0	0	2	37
05	Laynee Burr	g	1-6	0-2	3-6	1	1	2	1	5	3	0	0	2	36
14	Channing Cunyus	g	5-11	2-5	0-0	0	1	1	0	12	2	1	0	3	35
21	Allie Schulte	g	4-10	2-5	6-6	1	6	7	3	16	3	5	0	2	34
00	Grace Foster		0-0	0-0	0-0	0	1	1	0	0	0	2	0	0	7
03	Audrey Robertson		2-4	0-1	1-1	0	0	0	0	5	0	0	0	0	21
34	Whitney Cox		0-0	0-0	0-0	0	0	0	1	0	0	1	0	0	5
Team						1	3	4							
Totals			22-46	7-19	16-21	5	20	25	12	67	10	13	1	9	200
1st - FG %:		3-14	21.4%	2nd: 9-13	69.2%	3rd: 5-11	45.5%	4th: 5-8	62.5%	Game: 22-46	47.8%	Deadball			
3FG %:		2-8	25.0%	3-5	60.0%	1-4	25.0%	1-2	50.0%	7-19	36.8%	Rebounds			
FT %:		0-0	0.0%	7-7	100.0%	2-2	100.0%	6-10	60.0%	16-21	76.2%				

### Mont. St. Billings 61 • 1-1,0-0 Great No

#	Player	Total		3-Ptr		Rebounds			PF	TP	A TO Blk Stl				Min
		FG-FGA	FG-FGA	FT-FTA	FT-FTA	Off	Def	Tot			A	TO	Blk	Stl	
15	Cariann Kunkel	r	2-6	0-1	2-2	2	6	8	1	6	4	5	0	1	28
22	Taryn Shelley	r	7-13	0-1	0-0	3	8	11	2	14	2	4	0	0	30
12	Shayla Montague	g	3-10	2-8	0-0	0	2	2	2	8	1	0	0	2	31
21	Danielle Zahn	g	3-7	2-4	0-0	0	1	1	2	8	5	4	0	1	28
25	Addison Gardner	g	1-3	1-3	2-2	0	1	1	1	5	0	2	0	0	21
02	Skyler Patton		1-3	1-1	2-2	0	0	0	2	5	4	1	0	0	12
14	Kortney Nelson		5-5	0-0	0-0	2	2	4	3	10	1	0	0	0	25
30	Dyauni Boyce		1-4	1-1	2-2	1	1	2	5	5	1	0	0	0	21
33	Natalie Andreas		0-0	0-0	0-0	0	0	0	0	0	0	0	0	0	3
34	Shannon Reny		0-0	0-0	0-0	0	0	0	2	0	0	0	0	0	1
Team						0	0	0							
Totals			23-51	7-19	8-8	8	21	29	20	61	18	18	0	4	200
1st - FG %:		7-13	53.8%	2nd: 5-12	41.7%	3rd: 6-15	40.0%	4th: 5-11	45.5%	Game: 23-51	45.1%	Deadball			
3FG %:		1-2	50.0%	2-4	50.0%	2-7	28.6%	2-6	33.3%	7-19	36.8%	Rebounds			
FT %:		2-2	100.0%	2-2	100.0%	2-2	100.0%	2-2	100.0%	8-8	100.0%				

Officials: Craig Thompson, Aaron Haugen, Gretchen Fowell  
Technical fouls: Lubbock Christian-None. Mont. St. Billings-None.  
Attendance: 397  
2021-22 Women's Basketball. Round: 0. Lubbock Christian vs Mont. St. Billings.

Score by periods	1st	2nd	3rd	4th	Total
Lubbock Christian	8	28	14	17	67
Mont. St. Billings	17	14	16	14	61

## Lubbock Christian vs Tampa 11/07/21 4:15 pm at Billings, MT

### Lubbock Christian 56 • 3-0,0-0 Lone Sta

#	Player		Total		3-Ptr		Rebounds			PF	TP	A TO Blk Stl				Min
			FG-FGA	FG-FGA	FT-FTA	Off	Def	Tot	A			TO	Blk	Stl		
22	Juliana Robertson	f	2-6	1-1	0-0	1	6	7	2	5	1	4	0	0	34	
01	Ashton Duncan	g	4-9	2-7	0-0	0	2	2	0	10	2	1	0	0	31	
05	Laynee Burr	g	6-10	2-4	4-4	0	3	3	3	18	2	1	0	1	33	
14	Channing Cunyus	g	1-4	0-3	0-0	1	4	5	1	2	2	1	0	1	25	
21	Allie Schulte	g	3-5	1-2	3-4	0	4	4	1	10	4	0	1	3	32	
00	Grace Foster		4-7	2-5	0-1	1	1	2	2	10	0	3	1	1	19	
02	Maci Maddox		0-0	0-0	0-0	0	0	0	0	0	1	0	0	0	5	
03	Audrey Robertson		0-2	0-1	1-2	0	1	1	1	1	1	1	0	0	13	
15	Shaylee Stovall		0-0	0-0	0-0	0	0	0	0	0	0	0	0	0	3	
30	Audrey Spurgin		0-0	0-0	0-0	0	0	0	2	0	0	1	0	0	1	
34	Whitney Cox		0-1	0-0	0-0	0	0	0	2	0	0	1	0	0	4	
Team						0	2	2								
Totals				20-44	8-23	8-11	3	23	26	14	56	13	14	2	6	200
1st - FG %:		4-11	36.4%	2nd: 5-13	38.5%	3rd: 5-9	55.6%	4th: 6-11	54.5%	Game: 20-44		45.5%	Deadball			
3FG %:		3-8	37.5%	1-4	25.0%	3-6	50.0%	1-5	20.0%	8-23		34.8%	Rebounds			
		1-2	50.0%	1-3	33.3%	2-7	28.6%	66-111	77.5%							



# LUBBOCK CHRISTIAN UNIVERSITY WOMEN'S BASKETBALL GAME NOTES

## Lubbock Christian vs Colorado St.-Pueblo 11/13/21 11:00 am at Lakewood, CO

### Lubbock Christian 56 • 4-1,0-0 Lone Sta

#	Player	Total		3-Ptr		Rebounds			PF	TP	A TO Blk Stl				Min
		FG-FGA	FG-FGA	FT-FTA	FT-FTA	Off	Def	Tot			A	TO	Blk	Stl	
22	Juliana Robertson	f	0-6	0-4	2-2	0	5	5	2	2	0	1	1	3	33
01	Ashton Duncan	g	8-14	4-8	0-0	0	4	4	0	20	0	2	0	0	36
05	Layne Burr	g	0-3	0-1	2-2	0	2	2	4	2	0	1	1	0	31
14	Channing Cunyus	g	4-9	2-4	1-2	0	1	1	3	11	0	3	1	2	29
21	Allie Schulte	g	2-8	0-2	8-8	0	6	6	3	12	8	3	0	1	32
00	Grace Foster		2-4	0-0	0-0	0	5	5	0	4	0	1	0	1	19
02	Maci Maddox		0-0	0-0	0-0	0	0	0	0	0	0	0	0	0	3
03	Audrey Robertson		2-7	0-2	1-2	0	0	0	1	5	0	1	0	2	17
15	Shaylee Stovall		0-0	0-0	0-0	0	0	0	0	0	0	0	0	0	0+
Team						0	0	0			2				
Totals			18-51	6-21	14-16	0	23	23	13	56	8	14	3	9	200
1st - FG %:		4-16	25.0%	2nd: 5-13	38.5%	3rd: 6-10	60.0%	4th: 3-12	25.0%	Game: 18-51	35.3%	Deadball			
3FG %:		1-6	16.7%	3-5	60.0%	1-4	25.0%	1-6	16.7%	6-21	28.6%	Rebounds			
FT %:		2-2	100.0%	4-6	66.7%	4-4	100.0%	4-4	100.0%	14-16	87.5%	5,4			

### Colorado St.-Pueblo 64 • 1-1,0-0 RMAC

#	Player	Total		3-Ptr		Rebounds			PF	TP	A TO Blk Stl				Min
		FG-FGA	FG-FGA	FT-FTA	FT-FTA	Off	Def	Tot			A	TO	Blk	Stl	
23	Alisha Davis	f	7-17	2-3	2-2	5	7	12	2	18	1	0	1	3	31
00	Ro Dominguez	g	2-9	1-6	0-0	0	7	7	2	5	1	3	0	2	28
02	Ja'Naiya Davis	g	3-6	1-3	6-7	1	2	3	1	13	3	1	1	2	28
13	Tomia Johnson	g	5-14	4-9	0-1	0	5	5	3	14	1	2	0	1	27
21	Kansas Watts	g	1-4	0-0	2-2	4	4	8	2	4	1	2	1	0	28
03	Sydni Williams		1-2	0-1	0-0	0	3	3	1	2	1	1	0	1	12
04	Torie Bass		0-2	0-0	0-0	0	0	0	0	0	1	1	0	0	9
10	Morgan Dial		1-2	0-1	0-0	0	0	0	1	2	1	1	0	0	8
22	Amaya Lewis		3-6	0-2	0-1	1	1	2	1	6	0	1	0	1	21
34	Aubriana Noti		0-0	0-0	0-0	0	1	1	0	0	0	0	0	0	8
Team						0	0	0			1				
Totals			23-62	8-25	10-13	11	30	41	14	64	10	13	3	10	200
1st - FG %:		9-14	64.3%	2nd: 4-14	28.6%	3rd: 4-18	22.2%	4th: 6-16	37.5%	Game: 23-62	37.1%	Deadball			
3FG %:		3-5	60.0%	1-7	14.3%	1-7	14.3%	3-6	50.0%	8-25	32.0%	Rebounds			
FT %:		1-1	100.0%	0-1	0.0%	2-3	66.7%	7-8	87.5%	10-13	76.9%	4			

Officials: Amirah Leonard,Alex Gebers,Kevin Kizewski  
Technical fouls: Lubbock Christian-None. Colorado St.-Pueblo-None.  
Attendance: 150  
2021-22 Women's Basketball. Round: 0. Colorado St.-Pueblo vs Lubbock Christian

Score by periods	1st	2nd	3rd	4th	Total
Lubbock Christian	11	17	17	11	56
Colorado St.-Pueblo	22	9	11	22	64

## Lander vs Lubbock Christian 11/19/21 7:00 pm at Lubbock, TX

### Lander 72 • 2-1,0-0 Peach Be

#	Player	Total		3-Ptr		Rebounds			PF	TP	A TO Blk Stl				Min
		FG-FGA	FG-FGA	FT-FTA	FT-FTA	Off	Def	Tot			A	TO	Blk	Stl	
21	Makaila Cange	f	5-8	0-0	3-5	7	3	10	4	13	0	2	0	4	24
05	Miriam Recarte	c	5-14	1-3	0-0	4	1	5	2	11	2	1	2	0	30
01	Amiaya Melvins	g	1-6	0-0	0-2	3	3	6	4	2	1	3	0	2	29
04	Sarah Crews	g	1-4	1-3	0-0	3	2	5	3	2	1	0	1	1	30
11	Zamiya Passmore	g	10-19	2-8	5-6	0	1	1	4	27	7	5	0	1	37
02	Vashae Rideout		1-4	0-2	0-0	0	0	0	3	2	1	1	0	0	11
03	Aniaya Jester		3-9	2-4	6-8	3	5	8	2	14	0	2	0	2	34
10	Jakiyah Parker		0-0	0-0	0-0	0	0	0	0	0	0	2	0	0	5
Team						2	3	5							
Totals			26-64	6-20	14-21	22	18	40	24	72	13	17	2	10	200
1st - FG %:		6-15	40.0%	2nd: 8-18	44.4%	3rd: 7-19	36.8%	4th: 5-12	41.7%	Game: 26-64	40.6%	Deadball			
3FG %:		1-4	25.0%	1-5	20.0%	2-6	33.3%	2-5	40.0%	6-20	30.0%	Rebounds			
FT %:		1-2	50.0%	6-9	66.7%	5-6	83.3%	2-4	50.0%	14-21	66.7%	2			

### Lubbock Christian 76 • 5-1,0-0 Lone Sta

#	Player	Total		3-Ptr		Rebounds			PF	TP	A TO Blk Stl				Min
		FG-FGA	FG-FGA	FT-FTA	FT-FTA	Off	Def	Tot			A	TO	Blk	Stl	
22	Juliana Robertson	f	5-7	0-1	1-1	1	2	3	5	11	0	3	0	0	20
01	Ashton Duncan	g	2-6	1-4	2-2	0	1	1	2	7	1	1	0	0	35
05	Layne Burr	g	3-5	0-1	4-4	1	3	4	10	5	1	0	0	0	29
14	Channing Cunyus	g	3-6	1-4	4-4	1	3	4	11	2	1	0	1	1	26
21	Allie Schulte	g	1-5	0-2	10-10	0	3	3	12	2	4	1	1	1	30
00	Grace Foster		2-5	1-1	2-2	2	6	8	1	7	0	4	2	0	19
02	Maci Maddox		1-1	0-0	2-2	0	0	0	1	4	0	1	0	1	12
03	Audrey Robertson		3-9	1-3	5-6	1	0	1	12	0	1	1	1	1	25
34	Whitney Cox		1-1	0-0	0-0	0	0	0	2	0	0	1	1	0	4
Team						1	3	4							
Totals			21-45	4-16	30-31	7	21	28	17	76	10	16	5	4	200
1st - FG %:		5-10	50.0%	2nd: 6-13	46.2%	3rd: 5-12	41.7%	4th: 5-10	50.0%	Game: 21-45	46.7%	Deadball			
3FG %:		1-4	25.0%	2-7	28.6%	1-2	50.0%	0-3	0.0%	4-16	25.0%	Rebounds			
FT %:		1-2	50.0%	6-6	100.0%	10-10	100.0%	12-12	100.0%	30-31	96.8%	0			

Officials: Laura Dominguez,Corey Malone,Chet Martin  
Technical fouls: Lander-None. Lubbock Christian-None.  
Attendance: 612  
2021-22 Women's Basketball. Round: 0. Lander vs Lubbock Christian. Played at R

Score by periods	1st	2nd	3rd	4th	Total
Lander	14	23	21	14	72
Lubbock Christian	13	20	21	22	76

## Daemen vs Lubbock Christian 11/20/21 8:00 pm at Lubbock, TX

### Daemen 37 • 2-2,0-0 ECC

#	Player	Total		3-Ptr		Rebounds			PF	TP	A TO Blk Stl				Min
		FG-FGA	FG-FGA	FT-FTA	FT-FTA	Off	Def	Tot			A	TO	Blk	Stl	
15	Mickayla Ivy	f	3-9	0-2	2-4	1	1	2	4	8	1	1	0	1	21
25	Katie Titus	f	3-9	0-0	0-0	1	6	7	2	6	1	2	1	0	29
01	Tiara Filbert	g	1-8	0-4	2-2	0	4	4	2	4	1	3	0	0	32
03	Alahna Paige	g	3-7	0-0	1-2	0	5	5	2	7	3	1	0	0	29
13	Kaytlyn Matz	g	1-3	0-2	0-0	0	2	2	2	2	1	2	0	0	13
02	Maddy Stearns		0-0	0-0	0-2	0	0	0	0	0	0	0	0	0	1
04	Sydney Hvizdzak		1-5	1-5	2-2	0	4	4	2	5	0	1	1	0	27
10	Autumn Buchsenschutz		0-0	0-0	0-0	0	0	0	0	0	1	0	0	0	4
14	Sarah Cloutier		0-3	0-0	0-0	0	0	0	1	0	0	0	0	0	10
20	Alina Estrella		0-0	0-0	0-0	1	1	2	0	0	0	1	0	0	5
24	Natalie Angeletti		1-3	0-0	0-0	4	5	9	1	2	2	4	0	0	23
32	Gina Fumerelle		0-0	0-0	0-0	0	0	0	0	0	0	0	0	0	1
55	Marina Maerkl		1-2	0-0	1-4	0	1	1	3	3	0	0	0	0	7
Team						2	0	2			2				
Totals			14-49	1-13	8-16	9	29	38	19	37	10	17	2	1	202
1st - FG %:		2-11	18.2%	2nd: 3-15	20.0%	3rd: 5-12	41.7%	4th: 4-11	36.4%	Game: 14-49	28.6%	Deadball			
3FG %:		1-3	33.3%	0-3	0.0%	0-4	0.0%	0-4	0.0%	1-13	7.7%	Rebounds			
FT %:		2-2	100.0%	1-2	50.0%	2-6	33.3%	3-6	50.0%	8-16	50.0%	5			

### Lubbock Christian 62 • 6-1,0-0 Lone Sta

#	Player	Total		3-Ptr		Rebounds			PF
---	--------	-------	--	-------	--	----------	--	--	----

# LUBBOCK CHRISTIAN UNIVERSITY WOMEN'S BASKETBALL GAME NOTES

## Lubbock Christian vs Hawaii Pacific 11/26/21 4:00 pm at Honolulu, HI

### Lubbock Christian 73 • 8-1,0-0 Lone Sta

#	Player	Total		3-Ptr		Rebounds			PF	TP	A TO Blk Stl				Min
		FG-FGA	FG-FGA	FT-FTA	FT-FTA	Off	Def	Tot			A	TO	Blk	Stl	
22	Juliana Robertson	f	2-4	0-0	1-2	1	12	13	4	5	4	3	0	1	29
01	Ashton Duncan	g	6-12	6-11	0-0	0	1	1	0	18	2	1	0	0	31
05	Laynee Burr	g	4-6	0-1	0-0	1	3	4	3	8	4	1	0	0	26
14	Channing Cunyus	g	3-5	1-1	2-2	0	4	4	1	9	1	0	0	1	25
21	Allie Schulte	g	9-14	4-7	0-0	0	4	4	1	22	6	0	0	5	32
00	Grace Foster		0-0	0-0	2-2	0	1	1	0	2	0	1	0	0	12
02	Maci Maddox		0-2	0-0	0-0	0	0	0	0	0	0	1	0	0	7
03	Audrey Robertson		1-2	0-1	0-0	0	0	0	0	2	0	1	0	0	16
12	Savannah Sumrall		1-1	0-0	0-0	0	0	0	1	2	0	2	0	0	3
15	Shaylee Stovall		0-0	0-0	1-2	0	1	1	1	1	0	0	0	0	6
20	Carli Bostwick		0-1	0-1	0-2	0	0	0	0	0	0	0	0	1	3
23	Brylee Winfrey		0-0	0-0	0-0	0	2	2	2	0	1	0	0	0	3
30	Audrey Spurgin		0-1	0-0	0-0	0	0	0	0	0	0	0	0	0	3
34	Whitney Cox		1-1	0-0	0-0	0	0	0	0	2	0	0	0	0	3
40	Reese Schumann		0-0	0-0	2-2	1	0	1	0	2	0	0	0	0	1
Team						1	2	3							
Totals			27-49	11-22	8-12	4	30	34	13	73	18	12	0	8	200
1st - FG %:		7-14	50.0%	2nd: 8-13	61.5%	3rd: 7-12	58.3%	4th: 5-10	50.0%	Game: 27-49	55.1%	Deadball			
3FG %:		3-9	33.3%	5-7	71.4%	2-2	100.0%	1-4	25.0%	11-22	50.0%	Rebounds			
FT %:		3-4	75.0%	0-0	0.0%	2-2	100.0%	3-6	50.0%	8-12	66.7%				

### Hawaii Pacific 52 • 3-2,0-0 PacWest

#	Player	Total		3-Ptr		Rebounds			PF	TP	A TO Blk Stl				Min
		FG-FGA	FG-FGA	FT-FTA	FT-FTA	Off	Def	Tot			A	TO	Blk	Stl	
03	Amy Baum	g	4-11	0-4	0-2	1	8	9	1	8	5	4	0	2	38
04	Makaela Zeldenryk	g	2-11	1-8	0-0	1	1	2	2	5	0	1	1	0	35
21	Avery Cargill	g	5-11	4-8	2-2	0	2	2	1	16	0	3	0	0	38
25	Julia Razo	g	2-7	0-3	2-4	2	3	5	1	6	0	0	0	0	27
30	Tavia Rowell	g	2-10	1-3	2-2	1	1	2	2	7	1	0	0	0	25
01	Abby Wrede		0-1	0-1	0-0	0	0	0	0	0	1	0	0	0	3
02	Haley Masaki		0-0	0-0	0-0	0	1	1	1	0	1	0	0	0	6
05	Maleah Turner		0-0	0-0	0-0	0	0	0	0	0	0	0	0	0	2
11	Allison Ross		3-4	0-0	4-4	2	0	2	1	10	1	0	0	1	16
14	Jordyn Jensen		0-1	0-0	0-0	0	0	0	1	0	0	1	0	0	2
23	Ella Berge		0-1	0-1	0-0	0	2	2	3	0	0	0	0	0	6
24	Anau Tu'ivai		0-0	0-0	0-0	0	0	0	1	0	0	0	0	0	1
32	Devyn O'Brien		0-0	0-0	0-0	0	1	1	0	0	0	0	0	0	1
Team						4	2	6			1				
Totals			18-57	6-28	10-14	11	21	32	14	52	9	10	1	3	200
1st - FG %:		5-15	33.3%	2nd: 3-13	23.1%	3rd: 8-16	50.0%	4th: 2-13	15.4%	Game: 18-57	31.6%	Deadball			
3FG %:		2-8	25.0%	1-5	20.0%	1-7	14.3%	6-6	100.0%	6-28	21.4%	Rebounds			
FT %:		0-2	0.0%	2-2	100.0%	2-2	100.0%			10-14	71.4%				

Officials: Steve Piercy,Pete Arceo,Tim Tamashiro  
Technical fouls: Lubbock Christian-Laynee Burr. Hawaii Pacific-None.  
Attendance: 152  
2021-22 Women's Basketball. Round: 0. Hawaii Pacific vs Lubbock Christian. Play

Score by periods	1st	2nd	3rd	4th	Total
Lubbock Christian	20	21	18	14	73
Hawaii Pacific	12	10	19	11	52

## Lubbock Christian vs Western N.M. 12/11/21 2:00 pm at Silver City, NM

### Lubbock Christian 67 • 10-1,0-0 Lone Sta

#	Player	Total		3-Ptr		Rebounds			PF	TP	A TO Blk Stl				Min
		FG-FGA	FG-FGA	FT-FTA	FT-FTA	Off	Def	Tot			A	TO	Blk	Stl	
22	Juliana Robertson	f	2-5	0-1	1-2	0	0	0	0	5	1	1	0	0	15
01	Ashton Duncan	g	3-6	1-3	0-0	1	3	4	1	7	0	0	1	1	18
05	Laynee Burr	g	4-7	0-1	0-0	1	1	2	0	8	2	0	0	2	19
14	Channing Cunyus	g	2-5	2-2	0-0	1	0	1	1	6	1	1	0	3	21
21	Allie Schulte	g	3-8	0-2	0-0	0	1	1	0	6	0	0	0	4	17
00	Grace Foster		4-6	2-2	1-2	0	1	1	1	11	2	1	1	0	14
02	Maci Maddox		1-4	0-1	0-0	0	2	2	1	2	2	0	0	2	18
03	Audrey Robertson		4-5	1-1	0-0	0	2	2	9	0	0	0	0	1	13
12	Savannah Sumrall		0-1	0-0	0-0	0	1	1	1	0	0	0	0	1	9
15	Shaylee Stovall		2-3	2-3	0-0	0	0	0	1	6	0	1	0	0	13
20	Carli Bostwick		0-0	0-0	0-0	0	0	0	0	0	0	1	0	0	7
23	Brylee Winfrey		0-2	0-2	0-0	0	1	1	1	0	2	0	0	0	9
30	Audrey Spurgin		0-3	0-0	1-2	0	0	0	2	1	0	1	0	0	5
34	Whitney Cox		0-1	0-0	4-4	0	4	4	1	4	2	1	0	0	13
40	Reese Schumann		1-2	0-0	0-0	1	3	4	0	2	0	0	0	0	9
Team						0	0	0			1				
Totals			26-58	8-18	7-10	4	19	23	12	67	12	8	2	15	200
1st - FG %:		9-16	56.3%	2nd: 9-17	52.9%	3rd: 4-13	30.8%	4th: 4-12	33.3%	Game: 26-58	44.8%	Deadball			
3FG %:		1-3	33.3%	4-7	57.1%	0-3	0.0%	3-5	60.0%	8-18	44.4%	Rebounds			
FT %:		1-2	50.0%	0-0	0.0%	4-4	100.0%	2-4	50.0%	7-10	70.0%				

### Western N.M. 39 • 3-4,0-0 Lone Sta

#	Player	Total		3-Ptr		Rebounds			PF	TP	A TO Blk Stl				Min
		FG-FGA	FG-FGA	FT-FTA	FT-FTA	Off	Def	Tot			A	TO	Blk	Stl	
03	Zyan Smith	f	3-10	0-2	2-2	0	5	5	0	8	2	3	0	0	33
24	Destiney Johnson	f	0-6	0-0	2-2	1	6	7	3	2	1	1	0	1	28
05	Alina Simon	g	2-3	1-2	0-0	0	3	4	0	5	0	4	0	0	22
10	Cassandra Vickery	g	1-4	1-1	0-0	1	0	1	4	3	0	1	0	0	20
23	Abigail Walter	g	2-6	1-4	0-0	1	2	3	0	5	3	5	0	0	29
04	Cynaye Bobbitt	g	0-1	0-1	0-0	0	0	0	0	0	0	0	0	0	2
12	Myla Lee		4-8	0-2	0-1	0	3	3	1	8	1	5	0	2	24
21	Olivia Lee		3-5	0-0	0-1	1	4	5	4	6	1	1	0	0	22
31	Bria Reed		0-0	0-0	0-0	0	0	0	0	0	0	0	0	0	5
32	Kaela Chavez		1-3	0-2	0-0	0	1	1	0	2	0	2	0	1	15
Team						0	0	0			1				
Totals			16-46	3-14	4-6	5	24	29	12	39	8	23	0	4	200
1st - FG %:		4-12	33.3%	2nd: 3-12	25.0%	3rd: 5-12	41.7%	4th: 4-10	40.0%	Game: 16-46	34.8%	Deadball			
3FG %:		1-3	33.3%	0-1	0.0%	1-5	20.0%	1-5	20.0%	3-14	21.4%	Rebounds			
FT %:		0-1	0.0%	0-0	0.0%	2-3	66.7%	2-2	100.0%	4-6	66.7%				

Officials: R Skottr,A Avrumi,T Clark  
Technical fouls: Lubbock Christian-None. Western N.M.-None.  
Attendance: 126  
2021-22 Women's Basketball. Round: 0. Lubbock Christian vs Western N.M.. Play

Score by periods	1st	2nd	3rd	4th	Total
Lubbock Christian	20	22	12	13	67
Western N.M.	9	6	13	11	39

## West Tex. A&M vs Lubbock Christian 12/07/21 6:00 pm at Lubbock, TX

### West Tex. A&M 49 • 6-6,0-0 Lone Sta

#	Player		Total		3-Ptr		Rebounds			PF	TP	A TO Blk Stl				Min
			FG-FGA	FG-FGA	FT-FTA	FT-FTA	Off	Def	Tot			A	TO	Blk	Stl	
21	Alivia Lewis	f	5-10	0-0	2-3	1	7	8	3	12	0	6	0	1	29	
33	Jayla Burgess	f	3-7	0-1	2-2	3	4	7	0	8	2	3	0	0	36	
11	Zamorye Roberts	g	3-16	0-6	0-2	1	6	7	1	6	4	2	1	0	33	
23	Karley Motschenbacher	g	3-6	0-2	3-4	4	3	7	1	9	1	1	0	5	37	
30	Lauren Taylor	g	2-3	1-2	3-4	0	1	1	3	8	0	1	0	1	29	
03	Haylei Janssens		2-5	2-3	0-0	0	2	2	1	6	0	0	0	0	15	
05	McKaeley Gregory		0-1	0-0	0-0	0	0	0	1	0	0	0	0	0	2	
14	Taylor Williams		0-3	0-1	0-0	0	0	0	1	0	0	0	0	0	16	
24	Jillian Sowell		0-0	0-0	0-0	0	0	0	0	0	0	0	0	0	3	
Team						1	2	3				1				
Totals			18-51	3-15	10-15	10	25	35	11	49	8	14	1	7	200	
1st- FG %: 8-12 66.7% 2nd: 1-12 8.3% 3rd: 5-14 35.7% 4th: 4-13 30.8% Game: 18-51 35.3% Deadball																
3FG %: 2-3 66.7% 0-5 0.0% 1-5 20.0% 0-2 0.0% 3-15 20.0% Rebounds																
FT %: 4-5 80.0% 1-4 25.0% 3-3 100.0% 2-3 66.7% 10-15 66.7% 2																

# LUBBOCK CHRISTIAN UNIVERSITY WOMEN'S BASKETBALL GAME NOTES

## Lubbock Christian vs Tex. A&M-Kingsville 12/31/21 2:00 pm at Kingsville, TX

### Lubbock Christian 42 • 11-2,0-1 Lone St

#	Player		Total		3-Ptr		Rebounds			PF	TP	A	TO	Blk	Stl	Min
			FG-FGA	FG-FGA	FT-FTA	Off	Def	Tot								
22	Juliana Robertson	f	4-7	0-2	0-0	2	6	8	2	8	0	2	1	1	30	
01	Ashton Duncan	g	1-13	0-11	1-2	0	6	6	2	3	1	1	0	1	32	
05	Laynee Burr	g	4-6	0-1	1-2	3	2	5	4	9	3	1	0	2	30	
14	Channing Cunyus	g	2-6	1-4	1-2	1	1	2	1	6	0	3	1	1	24	
21	Allie Schulte	g	2-11	1-5	2-4	1	0	1	1	7	0	2	1	1	32	
00	Grace Foster		1-4	1-3	1-2	0	0	0	1	4	1	0	0	0	15	
02	Maci Maddox		0-1	0-0	0-0	0	0	0	0	0	0	0	0	1	9	
03	Audrey Robertson		1-2	1-2	2-2	0	0	0	1	5	1	4	0	1	20	
15	Shaylee Stovall		0-0	0-0	0-0	0	1	1	0	0	0	0	0	1	6	
34	Whitney Cox		0-1	0-0	0-0	0	0	0	0	0	0	0	0	0	2	
	Team					0	0	0								
Totals			15-51	4-28	8-14	7	16	23	12	42	6	13	3	15	200	
1st - FG %:			4-10	40.0%	2nd: 5-17	29.4%	3rd: 2-10	20.0%	4th: 4-14	28.6%	Game: 15-51	29.4%	Deadball			
3FG %:			2-5	40.0%	1-9	11.1%	1-6	16.7%	0-8	0.0%	4-28	14.3%	Rebounds			
FT %:			1-1	100.0%	1-4	25.0%	2-2	100.0%	4-7	57.1%	8-14	57.1%	2,1			

### Tex. A&M-Kingsville 59 • 7-4,1-0 Lone Sta

#	Player	Total		3-Ptr		Rebounds			PF	TP	A	TO	Blk	Stl	Min
		FG-FGA	FG-FGA	FT-FTA	Off	Def	Tot								
20	Georgia Ohiaeri	f	1-2	0-0	1-2	1	1	2	2	3	0	4	1	1	22
23	Devon Williams	f	4-5	0-0	0-2	1	8	9	2	8	0	2	1	2	20
10	Mia Rivers	g	1-1	0-0	3-4	0	2	2	1	5	6	5	0	2	33
11	Kryslyn Jones	g	4-9	2-4	0-0	0	6	6	3	10	1	2	0	2	24
24	Jayde Tschritter	g	5-10	4-6	2-2	1	2	3	1	16	0	4	0	1	35
03	Brianna Pena		3-7	0-1	0-0	0	6	6	0	6	3	3	0	0	28
22	Anastacia Mickens		3-4	0-1	0-1	1	3	4	2	6	0	0	0	0	18
35	Janessa Payne		1-3	1-3	2-2	0	3	3	2	5	2	0	0	0	15
41	Veyda Lake		0-0	0-0	0-0	0	0	0	0	0	1	0	0	0	5
Team						0	2	2							
Totals			22-41	7-15	8-13	4	33	37	13	59	13	20	2	8	200
1st - FG %:		6-11	54.5%	2nd: 6-12	50.0%	3rd: 6-11	54.5%	4th: 4-7	57.1%	Game: 22-41	53.7%	Deadball			
3FG %:		1-3	33.3%	3-5	60.0%	1-3	33.3%	1-3	33.3%	7-15	46.7%	Rebounds			
FT %:		2-3	66.7%	1-2	50.0%	0-0	0.0%	5-8	62.5%	8-13	61.5%	3			

Officials:  
Technical fouls: Lubbock Christian-None. Tex. A&M-Kingsville-None.  
Attendance: 129  
2021-22 Women's Basketball. Round: 0. Lubbock Christian vs Tex. A&M-Kingsville

Score by periods	1st	2nd	3rd	4th	Total
Lubbock Christian	11	12	7	12	42
Tex. A&M-Kingsville	15	16	14	14	59

## Lubbock Christian vs Tex. A&M Int'l 01/02/22 1:00 pm at Laredo, TX

### Lubbock Christian 62 • 12-2,1-1 Lone St

#	Player	Total			3-Ptr		Rebounds			PF	TP	A	TO	Blk	Stl	Min
		FG-FGA	FG-FGA	FT-FTA	Off	Def	Tot	Off	Def							
22	Juliana Robertson	f	1-3	0-0	0-0	1	3	4	5	2	1	1	0	3	25	
01	Ashton Duncan	g	5-18	4-16	2-2	0	1	1	16	3	2	0	1	37		
05	Laynee Burr	g	1-6	0-2	1-2	0	4	4	1	3	1	1	0	1	28	
14	Channing Cunyus	g	4-8	1-3	0-0	2	5	7	3	9	5	0	0	4	33	
21	Allie Schulte	g	7-13	3-7	6-8	2	1	3	1	23	5	4	1	8	34	
00	Grace Foster		1-3	0-1	0-0	1	1	2	5	2	0	2	2	1	14	
02	Maci Maddox		0-0	0-0	0-0	0	0	0	0	0	0	1	0	0	4	
03	Audrey Robertson		2-3	0-1	1-2	2	0	2	1	5	2	2	1	2	16	
15	Shaylee Stovall		0-0	0-0	0-0	0	1	1	0	0	0	0	0	1	4	
34	Whitney Cox		1-1	0-0	0-0	0	2	2	1	2	0	1	0	0	5	
Team						0	0	0								
Totals			22-55	8-30	10-14	8	18	26	18	62	17	15	4	21	200	
1st FG %:		7-12	58.3%	2nd: 5-13	38.5%	3rd: 3-17	17.6%	4th: 7-13	53.8%	Game: 22-55	40.0%	Deadball				
3FG %:		4-7	57.1%	1-7	14.3%	2-12	16.7%	1-4	25.0%	8-30	26.7%	Rebounds				
FT %:		2-3	66.7%	2-2	100.0%	3-5	60.0%	3-4	75.0%	10-14	71.4%	4,1				

### Tex. A&M Int'l 48 • 10-2,1-1 Lone St

#	Player		Total			3-Ptr		Rebounds			PF	TP	A	TO	Blk	Stl	Min
			FG-FGA	FG-FGA	FT-FTA	Off	Def	Tot	Off	Def							
10	Eva Langton	f	5-10	3-5	0-0	3	4	7	1	13	4	5	0	1	40		
13	Clara Fernandez	f	6-9	1-2	0-0	1	8	9	0	13	1	1	0	1	40		
23	Raiana Brown	f	2-13	0-0	6-13	2	4	6	2	10	2	7	0	2	33		
12	Emily Swiercz	g	1-6	0-3	3-3	1	2	3	2	5	2	7	1	2	39		
32	Kayla Presley	g	1-3	0-1	1-2	1	4	5	4	3	3	3	0	2	33		
21	Audry Hornaday		1-1	1-1	0-0	0	0	0	2	3	0	3	0	1	10		
35	Sophia Haberer		0-3	0-0	1-2	0	1	1	0	1	0	0	0	0	5		
Team						0	0	0									
Totals				16-45	5-12	11-20	8	23	31	11	48	12	26	1	9	200	
1st - FG %:			4-10	40.0%	2nd: 4-10	40.0%	3rd: 4-12	33.3%	4th: 4-13	30.8%	Game: 16-45	35.6%	Deadball				
3FG %:			2-4	50.0%	1-2	50.0%	1-3	33.3%	1-3	33.3%	5-12	41.7%	Rebounds				
FT %:			0-0	0.0%	2-3	66.7%	4-9	44.4%	5-8	62.5%	11-20	55.0%	11,2				

Officials: Jeff Russo,Fred Stubing,Jennifer White  
Technical fouls: Lubbock Christian-None. Tex. A&M Int'l-TEAM.  
Attendance: 120  
2021-22 Women's Basketball. Round: 0. Lubbock Christian vs Tex. A&M Int'l. Pla

Score by periods	1st	2nd	3rd	4th	Total
Lubbock Christian	20	13	11	18	62
Tex. A&M Int'l	10	11	13	14	48

## Official Basketball Box Score -- Game Totals -- Final Statistics Ark.-Fort Smith vs Lubbock Christian 01/06/22 5:30 pm at Lubbock, TX

### Ark.-Fort Smith 34 • 2-10,0-3 Lone St

#	Player		Total			3-Ptr			Rebounds			PF	TP	A	TO	Blk	Stl	Min
			FG-FGA	FG-FGA	FT-FTA	Off	Def	Tot	Off	Def	Tot							
24	Laurissa Campbell	f	0-0	0-0	0-0	0	2	2	3	0	0	2	0	2	0	2	17	
12	Mar'Shalia Lollie	c	0-1	0-1	0-0	0	2	2	1	0	1	4	0	0	0	19		
02	Paige Elston	g	4-10	1-3	0-0	1	1	2	2	9	1	5	0	2	2	25		
11	Ashanti Eden	g	3-6	0-0	0-0	0	3	3	0	6	0	1	0	1	0	20		
25	Riley Hayes	g	0-3	0-2	0-0	0	0	0	0	0	2	0	0	0	0	28		
00	Shania Wilson		1-5	0-0	1-2	3	3	6	1	3	0	1	0	0	0	19		
03	Nya Stewart		2-6	1-3	2-4	0	1	1	1	7	0	1	0	2	0	17		
10	Rebecca Christodoulo		4-7	0-0	0-0	0	3	3	1	8	1	1	0	0	0	21		
15	Kalina Foster		0-3	0-0	0-0	0	0	0	0	0	0	2	0	1	0	13		
20	Cacie Gorman		0-1	0-0	1-2	0	0	0	1	1	0	0	0	0	0	5		
22	Dala Allen		0-0	0-0	0-0	0	0	0	2	0	0	4	0	0	0	7		
35	Tyauna Vaught		0-0	0-0	0-0	0	0	0	0	0	0	3	0	0	0	9		
Team						1	0	1										
Totals				14-42	2-9	4-8	5	15	20	12	34	5	25	0	8	200		
1st - FG %:			1-9	11.1%	2nd: 2-12	16.7%	3rd: 4-9	44.4%	4th: 7-12	58.3%	Game: 14-42	33.3%	Deadball					
3FG %:			0-2	0.0%	0-3	0.0%	1-3	33.3%	1-1	100.0%	2-9	22.2%	Rebounds					
FT %:			0-0	0.0%	0-0	0.0%	1-2	50.0%	3-6	50.0%	4-8	50.0%	4-1					

### Lubbock Christian 71 • 13-2,2-1 Lone St

#	Player	Total			3-Ptr			Rebounds			PF	TP	A	TO	Blk	Stl	Min
---	--------	-------	--	--	-------	--	--	----------	--	--	----	----	---	----	-----	-----	-----

## OPPONENT BREAKDOWN

### Texas A&M-Commerce (11-1, 0-1)



Location: Commerce, Texas

Enrollment: 12,490

Head Coach: Jason Burton

Assistant Coaches: Markeith Brown, Lexi Murphy

## ALL-TIME MEETINGS (Series Tied 4-3)

Date	Winner	Score
1/29/82	TAMUC (N1)	73-66
11/15/05	TAMUC (H)	68-63
11/13/17	LCU (A)	74-39
11/12/18	LCU (H)	67-42
1/30/20	TAMUC (H)	59-54
3/8/20	LCU (L1)	57-44
3/6/21	LCU (H1)	78-57

(H) - Home Team Won  
 (A) - Road Team Won  
 (N1) - Neutral Site Game in Stephenville, Texas  
 (L1) - LSC Championships (Frisco, Texas)  
 (H1) - LSC Championships (Lubbock, Texas)

## ROSTER

No.	Player	Pos.	Ht.	Year	Hometown	High School	Previous School
0	Ashley Shipley	G	5-6	Fr.	Tucumcari, N.M.	Tucumcari HS	
1	Dorian Norris	G	5-11	Fr.	Lake Dallas, Texas	Lake Dallas HS	
2	Mia Deck	G	5-6	So.	Frisco, Texas	Lone Star HS	New Orleans
3	Chania Wright	G	5-8	Sr.	DeSoto, Texas	DeSoto HS	Texas State
4	Ravae Payne	G	5-5	Sr.	Pearland, Texas	Pearland HS	Texas A&M-Kingsville
5	Victoria Hinton	F	6-0	Fr.	Woodbridge, Va.	Potomac HS	
10	DesiRay Kernal	F	6-0	R-So.	Newton, Kan.	Newton HS	
11	Makenzie Schott	G	5-4	Fr.	Flower Mound, Texas	Flower Mound HS	
12	Dyani Robinson	G	5-7	So.	Cypress, Texas	Langham Creek HS	
14	Perina Leime	G	5-9	Fr.	Melbourne, Australia	St. Francis Xavier College	
20	Olivia Russell	F	5-11	So.	Auburn Hills, Mich.	Avondale HS	Macomb CC
21	Juliana Louis	F	6-1	Sr.	Long Beach, Calif.	St. Anthony's HS	Cal State Northridge
24	Asiyha Smith	G	5-7	R-Fr.	Conway, Ark.	Conway HS	
30	Jordyn Beaty	F	6-0	Fr.	Woodville, Texas	Woodville HS	
32	Symmone James	C	6-2	R-Fr.	McKinney, Texas	Boyd HS	
34	Laila Lawrence	F	6-1	Fr.	Lewisville, Texas	Lewisville HS	

## TEAM STATISTICS

### Game Records

Record	Overall	Home	Away	Neutral
ALL GAMES	11-1	5-0	5-1	1-0
CONFERENCE	1-1	1-0	0-1	0-0
NON-CONFERENCE	10-0	4-0	5-0	1-0

### Score by Periods

Team	1st	2nd	3rd	4th	OT	TOT
Tex. A&M-Commerce	241	263	230	254	0	988
Opponents	210	156	193	204	0	763

### Team Box Score

No.	Player	GP-GS	MIN	AVG	FG-FGA	FG%	3FG-3FGA	3FG%	FT-FTA	FT%	OFF	DEF	TOT	AVG	PF	DQ	A	TO	BLK	STL	PTS	AVG
12	ROBINSON, Dyani	12-12	330:51	27.6	69-175	.394	13-37	.351	38-47	.809	13	36	49	4.1	15	0	41	39	2	11	189	15.8
10	KERNAL, DesiRay	12-11	280:43	23.4	46-99	.465	5-17	.294	46-66	.697	33	66	99	8.3	26	2	16	17	4	12	143	11.9
34	LAWRENCE, Laila	12-2	159:34	13.3	47-78	.603	0-2	.000	18-34	.529	27	27	54	4.5	18	0	13	18	5	11	112	9.3
3	WRIGHT, Chania	12-12	280:37	23.4	40-105	.381	11-33	.333	13-14	.929	15	22	37	3.1	10	0	22	12	1	5	104	8.7
24	SMITH, Asiyha	12-0	224:54	18.7	25-68	.368	6-22	.273	32-39	.821	4	18	22	1.8	10	0	17	13	0	11	88	7.3
32	JAMES, Symmone	10-2	125:32	12.6	28-47	.596	0-0	.000	17-26	.654	24	22	46	4.6	11	0	3	8	4	4	73	7.3
4	PAYNE, Ravae	12-12	265:31	22.1	26-63	.413	9-28	.321	17-20	.850	2	30	32	2.7	13	0	25	18	0	6	78	6.5
2	DECK, Mia	10-0	145:04	14.5	17-47	.362	8-18	.444	13-17	.765	8	10	18	1.8	12	0	9	9	4	6	55	5.5
21	LOUIS, Juliana	11-9	232:05	21.1	22-57	.386	0-4	.000	12-14	.857	28	41	69	6.3	23	0	18	11	8	8	56	5.1
1	NORRIS, Dorian	12-0	158:01	13.2	12-35	.343	3-6	.500	12-15	.800	9	19	28	2.3	6	0	10	14	3	8	39	3.3
20	RUSSELL, Olivia	10-0	103:00	10.3	10-27	.370	0-2	.000	6-6	1.000	12	22	34	3.4	14	0	0	10	6	3	26	2.6
5	HINTON, Victoria	7-0	21:45	3.1	6-11	.545	0-1	.000	0-2	.000	4	4	8	1.1	4	0	1	1	0	0	12	1.7
0	SHIPLEY, Ashley	6-0	29:14	4.9	4-12	.333	0-7	.000	0-0	.000	1	3	4	0.7	0	0	2	2	0	3	8	1.3
11	SCHOTT, Makenzie	7-0	32:55	4.7	2-7	.286	1-4	.250	0-0	.000	1	2	3	0.4	1	0	4	2	0	0	5	0.7
14	LEIME, Perina	2-0	06:01	3.0	0-2	.000	0-1	.000	0-0	.000	0	1	1	0.5	0	0	0	0	0	0	0	0.0
30	BEATY, Jordyn	1-0	04:13	4.2	0-2	.000	0-0	.000	0-0	.000	0	0	0	0.0	1	0	0	0	0	0	0	0.0
Team											31	24	55					6				
Total		12	2400		354-835	.424	56-182	.308	224-300	.747	212	347	559	46.6	164	2	181	180	37	88	988	82.3
Opponents		12	2400		287-788	.364	81-254	.319	108-147	.735	152	286	438	36.5	244	8	152	228	62	82	763	63.6

## 2021-2022 RESULTS

Date	Opponent	Score
11/12/2021	vs Colorado St.-Pueblo	W 74-68
11/13/2021	at Colo. Christian	W 83-74
11/19/2021	at Ouachita Baptist	W 69-67
11/23/2021	at Southeastern Okla.	W 71-44
11/27/2021	Ark.-Monticello	W 104-56
11/28/2021	Northeastern St.	W 80-67
12/06/2021	S'western Assemblies	W 100-58
12/11/2021	Okla. Christian	W 92-66
12/13/2021	at Texas Woman's	W 63-60
12/16/2021	at Midwestern St.	W 81-35
12/20/2021	Ark.-Fort Smith	W 99-86
01/06/2022	at West Tex. A&M	L 72-82

## OPPONENT BREAKDOWN

### UT-Tyler (8-3, 1-1)



Location: Tyler, Texas

Enrollment: 10,527

Head Coach: Rebecca Alvidrez

Assistant Coaches: Tim Moser, Mateus Pedroso

## ALL-TIME MEETINGS (LCU leads 3-0)

Date	Winner	Score
2/1/20	LCU (A)	73-55
1/2/21	LCU (A)	73-26
1/3/21	LCU (A)	69-48

### LCU SERIES HIGHS

<b>Points:</b>	73	2 times
Individual Points:	20	Allie Schulte 1/3/21
<b>Field Goal %:</b>	.600	at UTT 1/2/21
Indiv. FG made:	9	Maddie Chitsey 2/1/20
<b>Three-pointers:</b>	11	at UTT 1/2/21
Individual "3's":	6	2 tied
<b>Rebounds:</b>	42	at UTT 1/2/21
Individual Reb:	7	Allie Schulte 1/2/21
<b>Assists:</b>	23	at UTT 1/2/21
Individual Assists:	6	Allie Schulte 1/2/21
<b>Blocks:</b>	8	at UTT 1/2/21
Individual Blocks:	2	5 tied

## ROSTER

#	Name	Pos.	Ht.	Class	Hometown	Previous School
1	Destini Whitehead	G	5-11	R-So.	Athens, Texas	Panola College
2	Lauren Cortinas	G	5-7	R-Fr.	Keller, Texas	Westlake Academy
3	Elli Emrich	G	5-11	R-So.	Bonn, Germany	Utah State
4	Enisa Kamerolli	G	5-8	Fr.	Vushtrri, Kosovo	Lutfi Musiqi Vushtrri
5	Niah Richard	G	5-8	R-Fr.	League City, Texas	Clear Falls HS
10	Keaundra Eddings	G	5-5	R-So.	Navasota, Texas	Blinn College
11	Kelsey Crouse	G	5-7	R-Sr.	Sachse, Texas	Sachse HS
12	Claudia Garrido Tribaldos	G	5-8	Fr.	Barcelona, Spain	Institut Matadepera HS
13	Martina Machalova	G	5-9	R-Fr.	Kosice, Slovakia	Boise State
14	Lovisa Hevinder	F	6-1	Fr.	Stockholm, Sweden	Lulea basketgymnasium
15	Taylor Jackson	F	5-9	R-Fr.	McKinney, Texas	McKinney HS
21	Madison Davis	G/F	5-11	R-Fr.	Arlington, Texas	Mansfield Summit HS
22	Montse Gutierrez	F	6-1	R-So.	Vitoria, Spain	Eastern Wyoming College
24	Elene Illuridze	G	5-11	Fr.	Tbilis, Georgia	
32	Azaria Reed	F	5-9	R-Jr.	Brooklyn Park, Minn.	Minot State
34	Liah Davis	C	6-2	Gr.	Colorado Springs, Colo.	Colorado State

## TEAM STATISTICS

### Game Records

Record	Overall	Home	Away	Neutral
ALL GAMES	8-3	5-1	1-2	2-0
CONFERENCE	1-1	1-0	0-1	0-0
NON-CONFERENCE	7-2	4-1	1-1	2-0

### Score by Periods

Team	1st	2nd	3rd	4th	OT	TOT
Texas-Tyler	168	209	175	200	0	752
Opponents	145	182	171	181	0	679

### Team Box Score

No.	Player	GP-GS	MIN	AVG	FG-FGA	FG%	3FG-3FGA	3FG%	FT-FTA	FT%	OFF	DEF	TOT	AVG	PF	DQ	A	TO	BLK	STL	PTS	AVG
34	DAVIS, Liah	11-11	322:36	29.3	74-126	.587	0-3	.000	18-25	.720	28	59	87	7.9	22	0	18	23	17	7	166	15.1
22	GUTIERREZ, Montse	11-11	342:41	31.2	40-86	.465	20-44	.455	16-26	.615	5	49	54	4.9	13	0	23	19	4	11	116	10.5
1	WHITEHEAD, Destini	11-11	304:10	27.7	43-104	.413	8-39	.205	13-15	.867	9	27	36	3.3	20	0	32	24	3	7	107	9.7
11	CROUSE, Kelsey	11-11	323:49	29.4	25-61	.410	6-24	.250	22-33	.667	18	39	57	5.2	34	2	40	25	0	8	78	7.1
14	HEVINDER, Lovisa	11-2	195:03	17.7	25-59	.424	21-51	.412	1-2	.500	2	28	30	2.7	16	1	6	12	0	7	72	6.5
4	KAMEROLLI, Enisa	9-8	210:33	23.4	21-56	.375	3-17	.176	8-14	.571	3	27	30	3.3	21	0	24	25	2	10	53	5.9
3	EMRICH, Elli	8-0	160:25	20.1	16-31	.516	0-0	.000	8-16	.500	6	12	18	2.3	16	1	18	15	4	6	40	5.0
13	MACHALOVA, Martina	11-1	133:38	12.1	18-37	.486	1-6	.167	11-15	.733	10	15	25	2.3	16	0	10	7	3	4	48	4.4
32	REED, Azaria	9-0	72:48	8.1	18-26	.692	0-0	.000	1-3	.333	4	13	17	1.9	12	0	2	14	0	1	37	4.1
10	EDDINGS, Keaundra	8-0	74:41	9.3	7-22	.318	1-7	.143	5-7	.714	2	7	9	1.1	3	0	7	5	0	6	20	2.5
21	DAVIS, Madison	2-0	14:59	7.5	2-3	.667	0-0	.000	0-0	.000	2	2	4	2.0	5	0	1	0	1	2	4	2.0
12	GARRIDO TRIBALDOS, Claudia	7-0	31:33	4.5	3-6	.500	3-5	.600	0-0	.000	1	3	4	0.6	4	0	1	2	0	1	9	1.3
2	CORTINAS, Lauren	3-0	05:38	1.9	1-3	.333	0-2	.000	0-0	.000	0	0	0	0.0	1	0	0	0	0	0	2	0.7
5	RICHARD, Niah	3-0	07:27	2.5	0-3	.000	0-1	.000	0-0	.000	0	0	0	0.0	2	0	1	0	0	0	0	0.0
Team											17	28	45						7			
Total		11	2200		293-623	.470	63-199	.317	103-156	.660	107	309	416	37.8	185	4	182	179	33	70	752	68.4
Opponents		11	2203		232-659	.352	89-285	.312	126-189	.667	138	243	381	34.6	152	1	138	156	23	82	679	61.7

## 2021-2022 RESULTS

Date	Opponent	Score
11/16/2021	LeTourneau	W 79-59
11/20/2021	Henderson St.	L 65-73
11/24/2021	Southern Ark.	W 78-72
11/27/2021	vs Northeastern St.	W 69-61
11/28/2021	vs Ark.-Monticello	W 86-63
12/13/2021	at Midwestern St.	W 55-50
12/16/2021	Ark.-Fort Smith	W 60-55
12/18/2021	Okla. Christian	W 72-63
12/20/2021	at Texas Woman's	L 49-61
01/02/2022	Midwestern St.	W 86-60
01/08/2022	at West Tex. A&M	L 53-62



## SINGLE-SEASON RECORDS

## Points Scored:

657	Beth Capps	1996-97
574	Beth Capps	1995-96
562	Kelsey Canavan	2011-12
560	Jordan Hampton	2006-07
543	Olivia Robertson	2018-19

## Points Per Game Average:

22.7	Beth Capps	1996-97
20.0	Kechia Mason	1997-98
19.9	Burgundy Bass	1989-90
18.7	Nettie Gilbreath	1986-87

## Field Goals Attempted:

516	Tonya Ivie	1981-82
492	Beth Capps	1995-96
435	Darla Lynch	1980-81
429	Kelsey Canavan	2011-12
425	Beth Capps	1996-97

## Field Goals Made:

237	Beth Capps	1996-97
236	Kelsey Canavan	2011-12
217	Tonya Ivie	1981-82
210	Beth Capps	1995-96
202	Mamy N'Kolomoni	2000-01

## Field Goal Percentage (Min. 300 Att.):

.580	Nicole Hampton	2015-16
.561	Roberta Ross	1986-87
.558	Beth Capps	1996-97
.556	Tess Bruffey	2015-16
.554	Carol Hise	1990-91

## Assists:

221	Krista Lent	1990-91
211	Nicole Hampton	2015-16
197	Sierra Lovorn	2007-08
192	Nicole Hampton	2012-13
189	Krista Lent	1989-90

## Three Pointers Attempted:

216	Kelsey Hoppel	2015-16
203	Angie Taylor	1997-98
188	Sierra Lovorn	2007-08
182	Ashton Duncan	2019-20
180	Lauren Abbott	2004-05

## Three Pointers Made:

90	Kelsey Hoppel	2015-16
79	Ashton Duncan	2019-20
74	Kelsey Hoppel	2012-13
74	Jordan Hampton	2007-08
74	Angie Taylor	1997-98

## Three Point Percentage (Min. 100 Att.):

.517	Allie Schulte	2018-19
.497	Jordan Hampton	2007-08
.469	Kelsey Hoppel	2013-14
.466	Jordan Hampton	2006-07
.463	Bailey Haist	2014-15

## Steals:

115	Krista Lent	1990-91
107	Nicole Hampton	2015-16
105	Sherry Blackwell	1990-91
102	Tina Phillips	1991-92
99	Selestine Hurst	1996-97

## Free Throws Attempted:

228	Mamy N'Kolomoni	2001-02
212	Beth Capps	1996-97
211	Carolyn Manning	2007-08
201	Emily Pool (Atkins)	2010-11
197	Emily Pool (Atkins)	2011-12

## Free Throws Made:

177	Carolyn Manning	2007-08
166	Beth Capps	1996-97
157	Emily Pool (Atkins)	2011-12
156	Jordan Hampton	2006-07
153	Mamy N'Kolomoni	2001-02

## Free Throw Percentage (Min. 50 Att.):

.938	Kelsey Hoppel	2013-14
.924	Nicole Hampton	2011-12
.922	Caitlyn Cunyus	2017-18
.921	Nicole Hampton	2012-13
.913	Brittany Roberts (Hampton)	2011-12

## Blocked Shots:

129	Tess Bruffey	2017-18
113	Kellyn Schneider	2014-15
108	Tess Bruffey	2016-17
91	Kellyn Schneider	2015-16
86	Tess Bruffey	2014-15

## Rebounds:

310	Nicole Hampton	2012-13
288	Kellyn Schneider	2014-15
282	Carolyn Manning	2007-08
281	Tess Bruffey	2017-18
278	Darla Lynch	1981-82

## Rebounds Per Game:

10.5	Laura Geurin	1983-84
10.3	Kellyn Schneider	2014-15
10.1	Nettie Gilbreath	1986-87
9.9	Darla Lynch	1981-82
9.2	Mamy N'Kolomoni	2000-01

## CAREER RECORDS

## Points Scored:

1,796	Nicole Hampton	2011-16
1,773	Beth Capps	1995-97
1,767	Jordan Hampton	2005-09
1,728	Tess Bruffey	2014-18
1,725	Emily Pool (Atkins)	2010-14

## Points Per Game Average:

17.1	Nettie Gilbreath	1985-87
16.1	Beth Capps	1993-97
15.8	Burgundy Bass	1987-90
15.4	Darla Lynch	1979-83

## Field Goals Attempted:

1,387	Darla Lynch	1979-83
1,352	Tess Bruffey	2014-18
1,316	Beth Capps	1993-97
1,278	Mamy N'Kolomoni	1998-02
1,213	Emily Pool (Atkins)	2010-14

## Field Goals Made:

640	Beth Capps	1993-97
631	Tess Bruffey	2014-18
628	Mamy N'Kolomoni	1998-02
590	Nicole Hampton	2011-16
588	Darla Lynch	1979-83

## Field Goal Percentage (Min. 700 Att.):

.585	Haley Fowler	416-711
.547	Kelsey Canavan	416-760
.540	Nicole Hampton	590-1093
.511	Roberta Ross	362-709
.510	Maddi Chitsey	503-987

## Assists:

659	Nicole Hampton	2011-16
633	Sierra Lovorn (Wilcox)	2005-09
439	Haley Burton	2010-15
397	Brittany Roberts (Hampton)	2008-12
375	Allie Schulte	2017-->

## Three Pointers Attempted:

672	Sierra Lovorn (Wilcox)	2005-09
646	Kelsey Hoppel	2011-16
580	Ashton Duncan	2017-->
560	Jordan Hampton	2005-09
559	Haley Burton	2010-15

## Three Pointers Made:

272	Kelsey Hoppel	2011-16
248	Jordan Hampton	2005-09
234	Sierra Lovorn (Wilcox)	2005-09
223	Ashton Duncan	2017-->
204	Haley Burton	2010-15

## Three Point Percentage (Min. 200 Att.):

.443	Jordan Hampton	192-407
.421	Kelsey Hoppel	272-646
.407	Brittany Roberts (Hampton)	154-378
.407	Bailey Haist	148-364
.391	Lindsay Reeves	83-212

## Steals:

330	Nicole Hampton	2011-16
277	Allie Schulte	2017-->
271	Sherry Brown	1979-83
235	Sherry Blackwell	1988-91
226	Tabitha Qubty-Sellers	2000-04

## Free Throws Attempted:

725	Emily Pool (Atkins)	2010-14
706	Mamy N'Kolomoni	1998-02
586	Beth Capps	1993-97
560	Nicole Hampton	2011-16
519	Jordan Hampton	2005-09

## Free Throws Made:

565	Emily Pool (Atkins)	2010-14
510	Nicole Hampton	2011-16
459	Brittany Roberts (Hampton)	2008-12
456	Mamy N'Kolomoni	1998-02
449	Jordan Hampton	2005-09

## Free Throw Percentage (Min. 100 Att.):

.911	Nicole Hampton	510-560
.874	Brittany Roberts (Hampton)	458-525
.873	Olivia Robertson	282-323
.865	Jordan Hampton	449-519
.848	Severyn Smith	224-264

## Blocked Shots:

396	Tess Bruffey	2014-18
204	Kellyn Schneider	2014-16
174	Suzanne Copeland	1988-92
149	Maddi Chitsey	2016-20
122	Candace Clenney	2002-06

## Rebounds:

1,053	Nicole Hampton	2011-16
911	Mamy N'Kolomoni	1998-02
845	Tess Bruffey	2014-18
838	Darla Lynch	1979-83
732	Carol Hise	1990-94

## Rebounds Per Game:

9.39	Nettie Gilbreath	1985-87
8.38	Darla Lynch	1979-83
8.10	Nicole Hampton	2011-16
8.09	Kellyn Schneider	2014-16
7.92	Sharon Marion	1984-86

## SINGLE GAME TEAM RECORDS

Points Scored:	
Lady Chaps:	125 vs Whittier College (12/28/94)
Opponents:	110 Panhandle State (2/11/93)
Individual:	38 Beth Capps (1/22/96)
Field Goals Made:	
Lady Chaps:	52 vs Whittier College (1/28/94)
Opponents:	44 Midwestern State (1/9/87)
Individual:	16 Nettie Gilbreath (1/10/87), Beth Capps (11/22/96 & 2/1/96)
Field Goals Attempted:	
Lady Chaps:	94 vs McMurry (2/26/82)
Opponents:	95 Bishop College (1/7/82)
Individual:	29 Beth Capps (2/1/96)
Field Goal Percentage:	
Lady Chaps:	.692 (36-52) vs Eastern New Mexico (11/29/14)
Opponents:	.714 Panhandle State (1/15/90)
Three Pointers Made:	
Lady Chaps:	18 vs Oklahoma Panhandle State (2/18/17)
Opponents:	16 Cameron (12/19/19)
Individual:	8 - Ashton Duncan (12/11/20) , Bailey Haist (1/2/17)
Three Pointers Attempted:	
Lady Chaps:	44 vs Oklahoma City (12/10/15)
Opponents:	41 Whittier College (12/28/94)
Individual:	19 Burgundy Bass (1/18/90)
Three Pointer Percentage:	
Lady Chaps:	.667 (12-18) vs Western New Mexico (11/17/17)
Opponents:	.700 (14-20) Southern Nazarene (1/31/08)
Free Throws Made:	
Lady Chaps:	40 vs Panhandle State (1/26/84)
Opponents:	38 St. Gregory's (2/2/02)
Individual:	15 Nicole Hampton (1/14/16)
Free Throws Attempted:	
Lady Chaps:	51 vs Panhandle State (2/11/93)
Opponents:	46 - 2 times
Individual:	17 Becky Hinojos (2/11/93), Mamy N'Kolomoni (3/1/02) and Nicole Hampton (1/14/16)
Free Throw Percentage:	
Lady Chaps:	1.000 (22-22) vs. Newman (2/15/18)
Opponents:	1.000 (21-21) St. Edward's (2/25/17)
Individual:	1.000 (14-14) Nicole Hampton (1/16/14)
Rebounds:	
Lady Chaps:	73 - 2 times (last: vs. Dallas Christian 12/31/09)
Opponents:	73 McMurry (1/23/82)
Individual:	20 Mamy N'Kolomoni (2/24/01)
Assists:	
Lady Chaps:	39 vs McMurry (1/17/89)
Opponents:	29 McMurry (1/11/88)
Individual:	13 Sierra Lovorn (2/10/07)
Steals:	
Lady Chaps:	38 vs McMurry (11/12/91)
Opponents:	27 St. Edwards (11/13/87)
Individual:	12 Tina Phillips (11/12/91)
Blocks:	
Lady Chaps:	17 vs. Okla. Panhandle St. (1/19/15) vs. Hardin-Simmons (2/19/91)
Individual:	10 Tess Bruffey - 3 times (12/13/14, 11/26/16, 2/9/17)
Turnovers:	
Lady Chaps:	40 vs. McMurry (2/23/80)
Opoonents:	41 Howard Payne (11/12/90)

## RIP GRIFFIN CENTER RECORDS

### Lady Chap Team Records

<b>Points:</b>	113 vs Northern New Mexico (11/7/09)
<b>Field Goals:</b>	49 vs Dallas Christian (11/4/08)
<b>Field Goals Att.:</b>	91 vs Huston-Tillotson (11/17/00)
<b>Field Goal Pct.:</b>	.692 vs Eastern New Mexico (36-52) (11/29/14)
<b>3-Pointers:</b>	18 vs Oklahoma Panhandle State (2/18/17)
<b>3-Pointers Att.:</b>	44 vs Oklahoma City (12/10/15)
<b>3-Pointers Pct.:</b>	.667 vs USAO (2/28/08) .667 vs Texas - Permian Basin (2/21/15) .667 vs. Western New Mexico (11/17/17)
<b>Free Throws:</b>	35 vs Rogers State (1/19/12)
<b>Free Throw Att.:</b>	44 vs Oklahoma Baptist (2/1/03)
<b>Free Throw Pct.:</b>	1.000 vs Newman (22-22) (2/15/18)
<b>Rebounds:</b>	62 vs Huston-Tillotson (11/17/00)
<b>Assists:</b>	34 vs Dallas Christian (11/4/08)
<b>Blocked Shots:</b>	14 vs Mid-America Christian (11/24/14)
<b>Steals:</b>	26 vs National Christian (12/8/01)

### Lady Chap Individual Records

<b>Points:</b>	36 - Emily Pool (Atkins) vs Northern New Mexico College (11/5/10)
<b>Field Goals:</b>	13 - Mamy N'Kolomoni vs Huston-Tillotson (11/17/00)
<b>Field Goals Att.:</b>	22 - Cari Bigham vs UTPB
<b>Field Goal Pct. (10 attempts):</b>	.917 - Brittany Blackmon (11-12) vs Univ. of the Southwest (11/10/08)
<b>3-Pointers:</b>	8 - Ashton Duncan vs St. Mary's (12/11/20)
<b>3-Pointers Att.:</b>	12 - Lindsay Reeves vs Mesa State (11/21/03) 12 - Kelsey Hoppel vs. Angelo State (3/11/16) 12 - Claire Bruffey vs. Texas A&M Int'l (2/2/17) 12 - Ashton Duncan vs. St. Mary's (12/11/20)
<b>3-Point Pct. (5 attempts):</b>	1.000 - Kelsey Hoppel (5-5) vs.Okla. Christian (2/8/14) 1.000 - Bailey Haist (5-5) vs. St. Edward's (2/19/15)
<b>Free Throws:</b>	12 - 4 Times
<b>Free Throws Att.:</b>	17 - Mamy N'Kolomoni vs Southern Nazarene (3/1/02)
<b>Free Throw Pct. (10 attempts):</b>	1.00 - Tabitha Qubty-Sellers (10-10) vs Okla. Christian (1/18/01) 1.00 - Emily Pool (10-10) vs. Newman (11/23/13) 1.00 - Allie Schulte (10-10) vs. Daemen (11/20/21)
<b>Rebounds:</b>	20 - Mamy N'Kolomoni vs St. Gregory's (2/24/01)
<b>Assists:</b>	13 - Sierra Lovorn vs Oklahoma Baptist (2/10/07)
<b>Blocked Shots:</b>	10 - Tess Bruffey vs. St. Mary's (2/9/17)



RADIO / TV HEADSHOT ROSTER



**0 - GRACE FOSTER**  
Fr. | 6-1 | FW  
Childress, Texas



**1 - ASHTON DUNCAN**  
Gr. | 5-9 | G  
Lubbock, Texas



**2 - MACI MADDOX**  
So. | 5-7  
Lubbock, Texas



**3 - AUDREY ROBERTSON**  
So. | 5-8 | G  
Kerrville, Texas



**4 - RACHEL HAASE**  
Fr. | 5-8 | G  
Amarillo, Texas



**5 - LAYNEE BURR**  
Sr. | 5-9 | G  
Stratford, Texas




**12 - SAVANNAH SUMRALL**  
Jr. | 5-9 | G  
Wellington, Texas



**14 - CHANNING CUNYUS**  
Sr. | 5-9 | G  
Canyon, Texas



**15 - SHAYLEE STOVALL**  
So. | 5-6 | G  
Idalou, Texas



**20 - CARLI BOSTWICK**  
Fr. | 5-9 | FW/G  
Lubbock, Texas



**21 - ALLIE SCHULTE**  
Gr. | 5-10 | G  
Nazareth, Texas




**22 - JULIANA ROBERTSON**  
Gr. | 5-10 | FW  
Kerrville, Texas



**23 - BRYLEE WINFREY**  
Jr. | 5-9 | G  
Canyon, Texas



**30 - AUDREY SPURGIN**  
Fr. | 6-1 | P  
Fredericksburg, Texas




**32 - WHITNEY COX**  
Jr. | 6-1 | FW  
Flower Mound, Texas



**40 - REESE SCHUMANN**  
Fr. | 6-2 | P  
Houston, Texas



**STEVE GOMEZ**  
Head Coach  
19th Season



**VIC SELF**  
Assistant Coach  
10th Season



**KAYCIE WILSON**  
Assistant Coach  
7th Season



**JULIO PACHECO**  
Volunteer Assistant Coach  
2nd Season



**SERENITY SEILER**  
Associate Athletic Trainer  
4th Season