



LUBBOCK CHRISTIAN UNIVERSITY

2021-22 WOMEN'S BASKETBALL GAME NOTES

MEMBERS OF THE LONE STAR CONFERENCE - FIVE NCAA REGION TOURNAMENT APPEARANCES - 2015-16, 18-19 & 20-21 NCAA DIV. II CHAMPIONS

WOMEN'S BASKETBALL GAME NOTES January 31, 2022

LCU LADY CHAPARRALS

Location Lubbock, Texas
Founded 1957
Enrollment 2,000
Affiliation NCAA Div. II
Conference Lone Star
Nickname Lady Chaparrals "Lady Chaps"
Athletic Director Scott Larson
Sports Information Chris Due
Head Coach Steve Gomez
Career Record (year) 465-129 / 19th

2021-22 LADY CHAPS SCHEDULE

Date	Site	Opponent	Result
11/5	N	Montevallo !	W 69-55
11/6	A	Montana State Billings !	W 67-51
11/7	N	No.11 Tampa !	W 56-44
11/12	A	Colorado Christian ^	W 60-46
11/13	N	Colorado State Pueblo ^	L 56-64
11/19	H	No.1 Lander	W 76-72
11/20	H	No.20 Daemen College	W 62-37
11/25	N	Minnesota Crookston \$	W 62-42
11/26	A	Hawaii Pacific \$	W 73-52
12/7	H	West Texas A&M	W 60-49
12/11	A	Western New Mexico	W 67-39
12/16	H	Cameron	W 75-61
12/31	A	Texas A&M - Kingsville *	L 42-59
1/2	A	Texas A&M International *	W 62-48
1/6	H	Arkansas Fort Smith *	W 71-34
1/13	A	No.6 Texas A&M - Commerce*	L 62-66
1/15	A	UT Tyler *	W 57-37
1/20	H	St. Edward's *	W 64-44
1/22	H	St. Mary's *	W 72-39
1/27	A	Angelo State *	L 63-67
1/29	A	UT Permian Basin *	W 83-61
1/31	H	Oklahoma Christian *	2:00 PM
2/3	H	Midwestern State *	5:30 PM
2/5	H	Texas Woman's *	2:00 PM
2/10	A	West Texas A&M *	5:30 PM
2/12	A	Cameron *	2:00 PM
2/17	A	Eastern New Mexico	6:30 PM
2/22	H	Eastern New Mexico *	5:30 PM
2/24	H	Western New Mexico *	5:30 PM

* - Lone Star Conference Game Times are Central

! - D2CCA Tipoff Classic at The Trailhead (Billings, Mont.)
 ^ - RMAC/Lone Star Conference Tip-Off Classic (Lakewood, Colo.)
 \$ - Oahu Thanksgiving Classic (Honolulu, Hawaii)



LONE STAR CONFERENCE



FACEBOOK/LCUCAPS
 TWITTER: @LCUCAPS
 INSTAGRAM: @LCUCAPS
 YOUTUBE: #LCUathletics



vs OKLAHOMA CHRISTIAN

Mon. Jan. 31 - 5:30 PM

LONE STAR CONFERENCE GAME >> RIP GRIFFIN CENTER (LUBBOCK, TEXAS)

LIVE SCORING: <http://statb.us/b/374801>

WATCH ONLINE: <http://www.lcuchaps.com/live>

RADIO: N/A

LISTEN ONLINE: N/A

OC RECORD: 0-14, 0-5 (LSC)

OC: HOME 0-8, ROAD 0-6, NEUTRAL 0-0

RANKINGS:

ALL-TIME SERIES: SERIES TIED 29-29

LAST MEETING: 2/15/20 AT OC (W 81-57)

LAST WIN BY LCU: 2/15/20

LAST WIN BY OC: 2/17/11



GAME
21

MONDAY NIGHT BASKETBALL

The previous four meetings (originally scheduled or rescheduled contests) were never played. That trend between Oklahoma Christian and No.8 Lubbock Christian University is expected to end Monday, as the teams play a Lone Star Conference contest inside Rip Griffin Center, which was postponed from it's originally scheduled January 8 date. Monday is the only day of the week this season in which LCU has not played a game. LCU was to play three Monday games last season, but they ended up playing one (78-65 win against Southwestern Oklahoma State at the NCAA South Central Region Tournament) Monday game. The last time LCU played a Monday game during the regular season was on Dec. 31, 2018 (at home against Eastern New Mexico).

CHAP NOTES

●> Allie Schulte, who actively ranks for playing in the second-most games in NCAA Division II (144 games played in her career), leads the squad in scoring with an average of 12.6 points per game. She also leads the team in assists (76) and steals (67). Her 76 assists ranks tied for third in the conference, with a pace of 3.6 per game (ninth in the LSC), and her 67 steals is second in the nation (Ashley Steffek has 75 to lead the nation). She has 38 steals in conference play (has her with 4.2 steals per conference game), with a career-high eight steals on Jan. 2 at Texas A&M International. The 67 steals also has her with 296 career steals, which is the second active leading mark in career steals in NCAA Division II (second highest mark in program history).

●> Ashton Duncan leads LCU with 52 three-pointers, averaging 2.5 per game (fourth in the conference). The 52 three-pointers ranks 10th in the nation and leads the LSC (Morgan McMillen of Walsh leads the nation with 65). Duncan, who is 60 points shy of 1,000 career points, is second on the team averaging 10.5 points per game. She matched a program single-game record with 8 three-pointers on Jan. 22 against St. Mary's (second time in her career), which placed her with 238 career three pointers and moved her into third in program history (passed Sierra Lovorn (Wilcox), who had 234 three-pointers from 2005-2009). She needs 11 three-points to reach 249 three-pointers, which would move her past Jordan Hampton (248 from 2005-09) and into second in program history. Duncan's 238 career three-pointers ranks 11th actively in NCAA Division II for career three-pointers.

●> The Lady Chaps have claimed the Lone Star Conference Defensive Player of the Week honor in four of the nine weeks the award has been issued. Allie Schulte has received the honor twice, with teammates Grace Foster and Juliana Robertson also receiving the award. Overall for Offensive and Defensive, LCU has claimed five LSC honors issued this season (four defensive and one offensive).

●> Laynee Burr, who has two performances of at least 18 points this season, is averaging 8.3 points per game. A member of the DII CCA Tip-Off Classic at the Trailhead All-Tournament Team selection, Burr enters Monday's play 16th in the conference in assists with 49 on the season.

●> Channing Cunyus is averaging 8.9 points a contest this season. She recorded the third Lady



LUBBOCK CHRISTIAN (@LCUCAPS) LADY CHAPARRALS

Record: 17-4, 6-3 Lone Star
 Last Game: 83-61 W at UTPB
 Coach: Steve Gomez
 Gomez vs. OC: 25-11

PROJECTED STARTERS

Pos.	Player	Class	Pts/p	Reb/p
G	Ashton Duncan	Gr.	10.5	2.1
G	Allie Schulte	Gr.	12.6	3.3
G	Laynee Burr	Sr.	8.3	3.0
G	Channing Cunyus	Sr.	8.9	4.0
F	Juliana Robertson	Gr.	6.4	6.9

LCU LEADERS

AVG. POINTS
12.6 Allie Schulte

REBOUNDS
6.9 (144) Juliana Robertson

ASSISTS
3.6 (76) Allie Schulte

STEALS
3.2 (67) Allie Schulte



OKLAHOMA CHRISTIAN (@OCEAGLES) LADY EAGLES

Record: 0-14, 0-5 Lone Star
 Last Game: 75-84 L vs. UAFA
 Coach: Stephanie Findley
 Career Record: 638-477
 OC Record: 638-477

PROJECTED STARTERS

Pos.	Player	Class	Pts/p	Reb/p
G	Ashanti Day	Fr.	7.4	2.7
G	Kate Bradley	Fr.	13.4	4.4
G	Kendall Blackburn Jr.	Jr.	9.6	6.6
F	Brooklin Bain	Fr.	16.0	10.1
C	Kendra Levings	Jr.	4.9	1.8

OC LEADERS

AVG. POINTS
16.0 Brooklin Bain

REBOUNDS
10.1 (141) Brooklin Bain

ASSISTS
4.0 (56) Kate Bradley

STEALS
2.7 (19) Ashanti Day

Chap double-double of the season Thursday at Angelo State, which was the first of her career. She posted a career-high 10 rebounds and added 10 points to complete the double-double. Three different Lady Chaps have a double-double this season, as Cunyus joins Juliana Robertson and Grace Foster. Cunyus followed the performance Saturday in Odessa, Texas with six three-pointers and a career-high 24 points.

•> LCU opened the season making their first 14 free-throw attempts and are 77.9% (229/294) from the free-throw line, which ranks 19th nationally. From their game against Tampa (Nov. 7) to their game at Colorado Christian (Nov.12), in which they made 13 consecutive free-throws to start the game, LCU made a sequence of 17 consecutive free-throws. They topped that mark in their opening home stand of the season, making 43 consecutive free-throws (They made 28 straight free-throws in their game against Lander as part of the sequence). Schulte, who is 23-of-23 on the season from the line in the fourth quarter of games, is 54-of-61 (88.5%) from the free-throw line on the season, which is 13th nationally.

•> Grace Foster and Juliana Robertson have provided LCU strong defensive play inside the perimeter. Robertson ranks fifth in the LSC in rebounds (144) and fifth in defensive rebounds per game (5.7). Foster, who had her first collegiate double-double (20 points and 11 rebounds) and career-high six blocks on Jan. 13 at Texas A&M-Commerce, leads LCU in blocks (19, seventh in the LSC), with Robertson ranking second with 16 blocks (ninth in the LSC).

•> LCU is eighth nationally in turnovers...or lack thereof, as they average 11.9 per game (seven turnovers in each of the last two games). The stat has Allie Schulte second in the LSC in assist/turnover ratio at 2.5. As a team, LCU ranks 24th nationally and leading the LSC for team assist/turnover ratio (1.2).

D-UP!

LCU defensively has held opponents to an average of 51.3 points a game, which ranks third nationally. Lady Chap opponents have been held to under 50 points in 11 of their 21 games this season.

HOMEBOODIES

LCU, one of three LSC teams to play less than eight home games, is 7-0 in home contests this season, with Allie Schulte leading the squad averaging 10.9 points per game inside Rip Griffin Center. Ashton Duncan joins Schulte in double-figure scoring average with 10.4 points a game. She scored 24 points off eight three-pointers in her last home game. Two of LCU's seven home contests (and wins) have come against nationally ranked programs, as they defeated No.1 Lander and No.20 Daemen (Elite Eight qualifiers

21-22 LADY CHAPS IN THE RANKINGS

	D2SIDA	WBCA
Preseason	1	1
Poll 1	10	No Poll
Poll 2	6	2
Poll 3	6	2
Poll 4	6	2
Poll 5	4	1
Poll 6	1	1
Poll 7	No Poll	No Poll
Poll 8	7	6
Poll 9	2	4
Poll 10	10	10
Poll 11	11	8
Poll 12	-	-
Poll 13	-	-
Poll 14	-	-
Poll 15	-	-
Final	-	-
Postseason	-	-

from last season) in their first two home games of the season. LCU is shooting 44.9% at home this season, and shooting 37.3% from long distance at home. The Lady Chaps have excelled at the free-throw line, shooting 82.5% (94/114) from the free-throw line this season, as Schulte is 19-of-19 from the stripe at home. Defense has been a strong-point for LCU at home this season, as they have held opponents to a 35.8% shooting mark from the floor (25.5% from three-point range). Foes are also 66.2% (51/77) from the free-throw line.

SWEET HOME (ON) CHICAGO

LCU went 13-0 at home season, culminating with the LSC Championships and becoming the first team since 2007 to win the LSC Championship tournament on a campus venue. They are 7-0 at home this season, which has their active home win streak sitting at 98 games (it is the active and all-time leading mark in NCAA Division II women's basketball). LCU's last home loss came on Jan. 1, 2015 against Oklahoma City University. LCU, who also has a 7-0 mark in NCAA postseason play in Lubbock in the mix (not including a 3-0 mark in LSC postseason play), has also won 77 consecutive home conference games, with their last conference home loss occurring Jan. 10, 2013 (against Oklahoma City). They completed a 49-0 all-time mark in Heartland Conference home games (they are 25-0 in LSC home games).

NCAA DIVISION II'S LONGEST HOME WIN STREAKS

98 - Lubbock Christian Jan. 1, 2015 -->
87 - Neb.-Kearney Jan. 31, 1995-Nov. 24, 2001
85 - West Tex. A&M Jan. 9, 1987-Dec. 6, 1991

NCAA'S ACTIVE-LEADING HOME WIN STREAKS

98 - LCU (Division II)
46 - North Georgia (Division II)
34 - Stephen F. Austin (Division I)

NCAA DIVISION LONGEST HOME WIN STREAKS BY DIVISION

Division I - 99 - UConn 2006/07 - 2011/12
Division II - 98 - Lubbock Christian Jan. 1, 2015 -->
Division III - 121 - Amherst Jan. 31, 2009-Feb. 6, 2016

EYE-OPENING

The 2021-22 season marks LCU's ninth since leaving the NAIA, and heading into Monday's action, LCU is 231-33 in that span (87.5%). In NCAA postseason play, the Lady Chaps are 20-1 all-time.

NATIONALLY KNOWN

The Lady Chaps claimed the No.1 spot in the WBCA's National Top-25 Preseason Poll for the first time in program history this year, and also for the first time they were the favorites in both the WBCA and D2SIDA preseason polls. LCU fell to CSU Pueblo in Lake-wood, Colo., which ended their 39-game win streak and knocked them out of the No.1 spot. For three consecutive polls, LCU was not in the No.1 spot, but they worked their way back to the top spot in the WBCA poll. Their return to No.1 status lasted through two WBCA and one D2SIDA poll before their loss at Texas A&M-Kingsville resulted in them showing up at No.6 (WBCA) and No.7 (D2SIDA) in the following week's polls. They worked back up to No.2 (D2SIDA) and No.4 (WBCA), but fell to No.10 last week (both polls) after falling at A&M-Commerce. They are currently No.8 in WBCA and No.11 in D2SIDA. Overall this season, LCU has been No.1 in three WBCA polls and two D2SIDA polls (They have been in the Top-10

LADY CHAPS HISTORY

NCAA NATIONAL CHAMPIONSHIPS
2016 2019 2021

NCAA TOURNAMENT APPEARANCES
2016 2018 2019 2020 2021

NCAA DIV. II SOUTH CENTRAL REGION
TOURNAMENT CHAMPIONS
2016 2018 2019 2021

LONE STAR CONFERENCE
CHAMPIONS
2020 (Won Tournament) 2021 (Regular Season)

LONE STAR CONFERENCE
DIVISION CHAMPIONS
2021 (West)

HEARTLAND CONFERENCE
2013/2014 First Place
2014/2015 Regular Season Champions
2015/2016 Regular Season Champions
2017/2018 Regular Season Champions
2018/2019 Regular Season Champions

HEARTLAND CONFERENCE
TOURNAMENT CHAMPIONS
2016 2018 2019

SAC CONFERENCE CHAMPIONS
2006/2007
2011/2012

SAC TOURNAMENT CHAMPIONS
2013

NAIA NATIONAL QUALIFIERS
2004 2009
2005 2010
2006 2011
2007 2012
2008 2013

NAIA SWEET SIXTEEN FINISH
2007
2009

NAIA ELITE EIGHT FINISH
2008
2011
2013

NAIA FAB FOUR SEMIFINALISTS
2012

NAIA NATIONAL FINALIST
2006

all season in the WBCA).

On Dec.14, both LCU women's and men's basketball programs were each No.1 in their respective polls, marking the first time in LCU history in which LCU's men's and women's basketball programs were each ranked No.1 at the same time.

SO ARE SOME OTHERS

Thursday, LCU fell at No.6 Texas A&M-Commerce, which was their first loss of the season against a Top-25 nationally ranked opponent (it has been their only road game against a nationally ranked opponent this season). LCU went 6-0 against nationally ranked programs last season and 4-2 in 2019-20 against the nations ranked foes. This season, LCU is 3-1 against ranked opponents, as they have defeated No.11 Tampa (Nov. 7 in Billings, Mont.), No.1 Lander (Nov. 19 in Lubbock) and No.20 Daemen (Nov. 20 in Lubbock).

STARS IN THE CONFERENCE

LCU is 38-6 all-time in Lone Star Conference play and they had a 22-game win streak snapped Dec. 31 in their loss at Texas A&M-Kingsville. The Lady Chaps went 13-0 in LSC play last season and they are 6-3 in conference play this season, with Allie Schulte averaging 13.4 points

per game. She is also averaging 4.2 steals per conference contest. LCU is averaging 11.7 steals per conference game and have forced opponents into an average of 19.0 turnovers per game.

FIVE THINGS ABOUT OC

1 > The Lady Eagles enter the week 0-14 on the season. They have an 0-5 record in LSC action and are coming off a home-and-home sweep of losses to Arkansas Fort Smith.

2 > OC, preseason slated at No.8 in the LSC Preseason Poll, has Brooklin Bane leading the Lady Eagles in LSC contests. She is averaging 17.6 points an LSC game (16.0 to lead the team overall on the season) and 10.0 rebounds per conference game. They also have Kate Bradley averaging 11.7 points a game in LSC play.

3 > Oklahoma Christian is 0-6 on the road this season and have lost their last seven road games dating back to last season.

4 > The Lady Eagles best offensive statistic is ranking fourth in the LSC in three-point field goals per game. They average 6.5 three-pointers per game. They are coming off a season-high 10 three-pointers against UAFS. Kate Bradley ranks fifth in the LSC with 2.1 three-pointers per game.

5 > Brooklin Bane ranks tied for 22nd nationally and is second in the LSC with eight double-doubles this season.

THE SERIES AGAINST OC

The all-time series is tied 29-29 dating back to 1979. LCU had trailed much of the all-time series until winning 25 of the last 28 meetings. The Lady Chaps have won the prior 18 meetings, with OC's last win coming on Feb. 17, 2011. The two teams have not faced each other since an 81-57 LCU win at Oklahoma Christian on Feb. 15, 2020. They last met in Lubbock on Feb. 23 2019, with LCU winning 93-44. Both teams are former Heartland and Sooner Athletic Conference foes (the only current LSC programs that have that designation).

ACTIVE LADY CHAP LEADERS VS. OC

Here is a look at LCU's top three active leaders career vs. OC:
Allie Schulte 6gp – 9.2 pts/g, 7/16 3-pt fg (43.8%)
Ashton Duncan 5gp – 5.2 pts/g, 6/12 3-pt fg (50.0%)
Channing Cunyus 2gp – 4.5 pts/g, 4/6 fg (67.7%)

PRIOR MEETING VS. OC

OKLAHOMA CITY, Okla. (February 15, 2020) – Maddi Chitsey had 18 points in the first half, which was part of a 65.5% shooting performance in the first half for No.9 Lubbock Christian University, and her performance helped guide LCU to an 81-57 win over Oklahoma Christian in Lone Star Conference play inside Eagles' Nest.

LCU did not miss many shots in the opening half of play. They made their opening six shot attempts and eight of their first nine shots, while OC made one of their first 11 attempts, which included eight consecutive misses. The Lady Chaps opened the game on a 23-4 run, which included a 12-0 and 17-2 run in the mix. Chitsey was 5-of-6 from the field in the quarter with 11 points. She also posted five rebounds and a trio of assists in the frame, as LCU led 23-7 at the quarter's completion.

All of a sudden OC found their offense with two minutes left in the first quarter. After their 1-of-11 start, OC went on a stretch in which they made 9-of-12 shots over a ten-minute span. LCU was fortunate to match the pace. The Lady Chaps were 11-of-18 in the same span, as the two teams combined for 49 points in the second quarter (27-22 edge by LCU). Inside the final two minutes of the first half, LCU closed the half on a 9-3 run for a 50-29 advantage.

LCU was 19-of-29 (65.5%) from the field in the first half, with Chitsey going 7-of-8 for 18 points in the half. Caitlyn Cunyus and Allie Schulte (each with 10 points) also had double digits in points at the break. The two teams combined for 13 three-pointers in the half, with LCU making 8-of-13 from long range (61.5%). LCU also had a 17-9 rebound advantage.

GAME-BY-GAME RESULTS AND HIGHS

Opponent	Date	Score	Points	Rebounds	Assists	Steals	Blocked shots										
vs Montevallo	11/05/21	69-55	19-Allie Schulte	9-Grace Foster	6-Laynee Burr	4-Laynee Burr	2-Grace Foster										
at Mont. St. Billings	11/06/21	67-61	22-Ashton Duncan	7-Allie Schulte	3-Allie Schulte Laynee Burr	3-Channing Cunyus	1-Juliana Robertson										
vs Tampa	11/07/21	56-44	18-Laynee Burr	7-Juliana Robertson	4-Allie Schulte	3-Allie Schulte	1-Grace Foster Allie Schulte										
at Colo. Christian	11/12/21	60-46	19-Laynee Burr	8-Channing Cunyus Juliana Robertson	3-Allie Schulte Laynee Burr	5-Allie Schulte	1-Audrey Robertson Whitney Cox Allie Schulte										
vs Colorado St.-Pueblo	11/13/21	56-64	20-Ashton Duncan	6-Allie Schulte	8-Allie Schulte	3-Juliana Robertson	1-Laynee Burr Channing Cunyus Juliana Robertson										
LANDER	11/19/21	76-72	12-Allie Schulte Audrey Robertson	8-Grace Foster	5-Laynee Burr	1-Allie Schulte Audrey Robertson Maci Maddox Channing Cunyus	2-Grace Foster										
DAEMEN	11/20/21	62-37	17-Allie Schulte	7-Juliana Robertson	2-Savannah Sumrall Channing Cunyus Grace Foster Allie Schulte	1-Ashton Duncan Grace Foster Channing Cunyus Maci Maddox Carli Bostwick Savannah Sumrall Whitney Cox Laynee Burr	1-Juliana Robertson										
vs Minn.-Crookston	11/25/21	62-42	12-Allie Schulte	7-Channing Cunyus	4-Allie Schulte Channing Cunyus	2-Audrey Spurgin Allie Schulte	1-Laynee Burr Grace Foster Channing Cunyus Juliana Robertson Audrey Spurgin										
at Hawaii Pacific	11/26/21	73-52	22-Allie Schulte	13-Juliana Robertson	6-Allie Schulte	5-Allie Schulte	None										
WEST TEX. A&M	12/07/21	60-49	20-Ashton Duncan	15-Juliana Robertson	3-Maci Maddox	2-Juliana Robertson	2-Juliana Robertson										
at Western N.M.	12/11/21	67-39	11-Grace Foster	4-Ashton Duncan Reese Schumann Whitney Cox	2-Brylee Winfrey Maci Maddox Laynee Burr Grace Foster	4-Allie Schulte	1-Ashton Duncan Grace Foster										
CAMERON	12/16/21	75-61	20-Grace Foster	8-Juliana Robertson	5-Allie Schulte Laynee Burr	3-Allie Schulte	1-Laynee Burr										
at Tex. A&M-Kingsville	12/31/21	42-59	9-Laynee Burr	8-Juliana Robertson	3-Laynee Burr	7-Allie Schulte	1-Allie Schulte Channing Cunyus Juliana Robertson										
at Tex. A&M Int'l	01/02/22	62-48	23-Allie Schulte	7-Channing Cunyus	5-Channing Cunyus Allie Schulte	8-Allie Schulte	2-Grace Foster										
ARK.-FORT SMITH	01/06/22	71-34	14-Grace Foster	4-Whitney Cox Grace Foster Juliana Robertson	3-Juliana Robertson Allie Schulte	4-Allie Schulte	2-Whitney Cox										
at Tex. A&M-Commerce	01/13/22	62-66	20-Grace Foster	11-Grace Foster	3-Juliana Robertson Channing Cunyus	3-Allie Schulte	6-Grace Foster										
at Texas-Tyler	01/15/22	57-37	20-Ashton Duncan	18-Juliana Robertson	4-Allie Schulte	1-Allie Schulte Ashton Duncan Juliana Robertson	2-Juliana Robertson										
ST. EDWARD'S	01/20/22	64-44	11-Allie Schulte Channing Cunyus	8-Juliana Robertson	4-Juliana Robertson	4-Juliana Robertson Allie Schulte	4-Juliana Robertson										
ST. MARY'S (TX)	01/22/22	72-39	24-Ashton Duncan	6-Laynee Burr	8-Allie Schulte	4-Allie Schulte	2-Grace Foster										
Colo. Christian	27/22	33/24	60/46	+14	18/56/19/52	321/346	6/23/4-16	261/250	18/216-13	857/462	352/9	+6	9/7	9/15	3/2	9/2	15/17
Colorado St.-Pueblo	28/31	28/33	56/64	(8)	18/51/23/62	353/371	6/21/8-25	286/320	14/16/10-13	875/769	234/1	(18)	8/10	14/13	3/3	9/10	13/14
LANDER	33/37	43/35	76/72	+4	21/45/26/64	467/406	4/16/6-20	250/300	30/31/14-21	968/667	284/0	(12)	10/13	16/17	5/2	4/10	17/24
DAEMEN	27/14	35/23	62/37	+25	19/54/14/49	352/286	5/18/1-13	278/077	19/22/8-16	864/500	36/38	(2)	12/10	8/17	1/2	8/1	21/19
Minn.-Crookston	33/16	29/26	62/42	+20	25/63/14/43	397/326	4/25/0-12	160/000	8/12/14-22	667/636	43/29	+14	17/5	8/15	5/4	7/10	25/12
Hawaii Pacific	41/22	32/30	73/52	+21	27/49/18/57	551/316	11/22/6-28	500/214	8/12/14-14	667/714	34/32	+2	18/9	12/10	0/1	8/3	13/14
WEST TEX. A&M	33/25	27/24	60/49	+11	23/53/18/51	434/353	8/19/3-15	421/200	6/8/10-15	750/667	32/35	(3)	10/8	9/14	2/1	6/7	12/11
Western N.M.	40/46	26/24	67/40	+28	28/58/16/46	448/348	8/13/2-14	444/214	7/10/4-6	709/667	23/29	(6)	17/8	8/23	2/0	5/14	22/12
CAMERON	39/25	36/36	75/61	+14	27/57/24/61	474/393	7/20/7-21	350/333	14/19/6-6	737/1000	38/31	+7	19/10	12/17	1/2	9/6	8/16
Tex. A&M-Kingsville	23/31	19/28	42/59	(17)	15/51/22/41	294/537	4/28/7-15	143/467	8/14/8-13	571/615	23/37	(14)	6/13	13/20	3/2	15/8	12/13
Tex. A&M Int'l	23/31	29/27	62/48	+14	22/55/16/45	400/356	8/30/5-12	267/417	10/14/11-20	714/550	26/31	(5)	17/12	15/26	4/1	21/9	18/11
ARK.-FORT SMITH	31/36	37/38	57/37	+37	19/36/12/42	320/333	6/18/2/4	202/227	12/14/24	867/636	15/48	+26	12/5	10/6	1/1	11/8	16/23

room. OC never made more than two consecutive shot attempts and LCU only had consecutive field goal makes once and it was a stretch of four straight makes midway through the third quarter. OC went six minutes without a field goal while LCU responded with a 13-1 run to build the lead to 63-33, which was the game's largest lead. The teams combined for seven field goals in the third quarter (they combined for 16 in the prior quarter). Two of LCU's four field goals in the quarter were three-pointers from Ashton Duncan. Her six points in the quarter contributed to LCU taking a 64-38 lead into the final quarter.

LCU went a 14-shot span in which they were 2-of-14 (14.3%) from the field. It included a five-minute span in the fourth quarter in which LCU went without a field goal, but OC could only outscore LCU 9-7 in the sequence (LCU had seven points from the free-throw line).

The Lady Chaps missed having a 50% shooting performance for a fifth straight game, as they were 49.1% (27/55) from the field. LCU was 10-of-19 (52.6%) from three-point range, with five different Lady Chaps connected with at least one three-pointer (including one by Juliana Robertson, which was her seventh career three-pointer).

Chitsey finished the game with 21 points, seven rebounds and four assists. She was also +29 in plus/minus. Duncan, Cunyus and Schulte each had 11 points to aid the LCU offense. Despite a 17-15 disadvantage in turnovers, LCU outscored OC 20-14 in points-off-turnovers. LCU had a 43-26 advantage in rebounds, matching their largest rebound margin of the season.

OC finished the game 33.9% (19/56) from the field. Tyra Peck led the Lady Eagles with 13 points and Carolyne Lawley posted 11 points.

2021-2022 LCU ROSTER

No.	Name	Pos.	Ht.	Cl.	Yrs.Left	Hometown School	High School
0	Grace Foster	FW	6-1	Fr.	4	Childress, Texas	Childress H.S.
1	Ashton Duncan	G	5-9	Gr.	1	Lubbock, Texas	Trinity Christian H.S.
2	Maci Maddox	G	5-7	So.	4	Lubbock, Texas	Frenship HS
3	Audrey Robertson	G	5-8	So.	4	Kerrville, Texas	Tivy HS
4	Rachel Haase	G	5-8	Fr.	4	Amarillo, Texas	Amarillo H.S.
5	Laynee Burr	G	5-9	Sr.	2	Stratford, Texas	Stratford H.S.
12	Savannah Sumrall	G	5-9	Jr.	3	Wellington, Texas	Wellington H.S.
14	Channing Cunyus	G	5-9	Sr.	2	Canyon, Texas	Canyon H.S.
15	Shaylee Stovall	G	5-6	So.	4	Idalou, Texas	Idalou HS
20	Carli Bostwick	FW/G	5-9	Fr.	4	Lubbock, Texas	Homeschool
21	Allie Schulte	G	5-10	Gr.	1	Nazareth, Texas	Nazareth H.S.
22	Juliana Robertson	FW	5-10	Gr.	1	Kerrville, Texas	Tivy H.S.
23	Brylee Winfrey	G	5-9	Jr.	3	Canyon, Texas	Canyon H.S.
30	Audrey Spurgin	P	6-1	Fr.	4	Fredericksburg, Texas	Fredericksburg H.S.
34	Whitney Cox	FW	6-1	Jr.	3	Flower Mound, Texas	Flower Mound H.S.
40	Reese Schumann	P	6-2	Fr.	4	Houston, Texas	Clear Lake H.S.

Head Coach: Steve Gomez

Assistant Coaches: Vic Self, Kaycie Wilson, Julio Pacheco

**PRONUNCIATIONS**

HAASE: haw-SEE (like "Aussie" but add the "H" sound prior)
 SUMRALL: sum-rah-l
 CUNYUS: kunn-yuss
 STOVALL: stoe-VAHL
 BOSTWICK: BOSS-twick
 SCHULTE: shuhl-tee
 SPURGIN: spur-JEN
 SCHUMANN: shewman

GEO PRONUNCIATIONS

IDALOU: EYE-da-LOO
 NAZARETH: naZRR-eth
 TIVY: tie-vee

CHAPS: shhapps (not CH-apps)

NCAA DIVISION II POLLS

**WBCA DIV.II TOP 25 (1/25/22)**

Rank	School	Pts	1st.	Prev.
1	Glenville State (16-0)	561	19	3
2	Ashland (14-1)	528	2	5
3	Azusa Pacific (12-1)	496	0	6
4	Drury (19-2)	484	2	1
5	Lander (14-2)	453	0	7
6	North Georgia (14-1)	439	0	9
7	Fort Hays State (16-2)	426	0	2
8	Lubbock Christian (16-3)	386	0	10
9	Western Washington (12-1)	381	0	11
10	Texas A&M-Commerce (15-2)	378	0	4
11	Grand Valley State (15-1)	372	0	12
12	Colorado School of Mines (15-1)	335	0	13
13	Union, TN (15-2)	323	0	15
14	Gannon (12-2)	230	0	19
15	Barton (13-1)	222	0	20
16	Eckerd (12-1)	203	0	21
17	Nebraska Kearney (15-3)	190	0	14
18	Valdosta State (14-3)	182	0	16
19	Alaska Anchorage (10-3)	170	0	8
20	Catawba (15-2)	121	0	24
21	Indiana, PA (11-3)	90	0	17
22	Tampa (18-4)	85	0	18
23	Wingate (16-1)	72	0	NR
24	Savannah State (14-1)	67	0	22
25	Missouri Western State (14-3)	48	0	NR

Receiving Votes: Lee, TN (14-3) 45; Southern New Hampshire (12-2) 35; Southwestern Oklahoma State (15-4) 30; Cal State East Bay (13-1) 15; Cal State San Marcos (11-2) 10; Southern Indiana (12-3) 5; Missouri Southern State (12-5) 4; Walsh (14-3) 4; Carson-Newman (15-4) 3.
Dropped out: No. 23 Southwestern Oklahoma State (15-4) 23; No. 25 Southern Indiana (12-3) 25.

**D2SIDA DIV.II TOP 25 (1/25/22)**

Rank	School	Rec	Pts	Prev.
1	Ashland (10)	14-1	388	4
2	Glenville State (3)	16-0	347	6
3	North Georgia	14-1	345	7
4	Drury	19-2	338	1
5	Colorado School of Mines	15-1	332	11
6	Fort Hays State (2)	16-2	306	3
7	Texas A&M-Commerce	15-2	294	2
8	Union (Tenn.) (1)	15-2	291	9
9	Lander	14-2	286	8
10	Western Washington	12-1	274	13
11	Lubbock Christian	16-3	234	10
12	Azusa Pacific	12-1	216	14
13	Grand Valley State	15-1	208	15
14	Nebraska-Kearney	15-3	182	12
15	Wingate	16-1	167	17
16	Southern New Hampshire	12-2	164	18
17	Valdosta State	14-3	141	20
18	Cal State-East Bay	13-1	137	21
19	Tampa	18-4	99	16
20	Colorado Mesa	12-3	60	23
21	Barton	13-1	54	RV
T22	Pace 14-2	48	NR	
T22	St. Cloud State	14-3	48	RV
24	Eckerd	12-1	47	RV
25	Cal State-San Marcos	11-2	46	RV

RV: Seton Hill 39, Southern Indiana 35, Gannon 18, Alaska-Anchorage 17, Mount Olive 12, Lee 10, Le Moyne 7, Minnesota-Duluth 5, Texas A&M-Kingsville 3, Southwestern Oklahoma State 2
DO: Alaska-Anchorage, Southwestern Oklahoma State, University of the Sciences, Kutztown, Southern Indiana

**NCAA SOUTH CENTRAL REGIONAL RANKINGS**

Rank School vs. D2 rec. In-Region

**D2SIDA SOUTH CENTRAL REGION POLL**

Rank	School (First-Place Votes)	W-L	Pts.	Prev.
1	Colorado School of Mines (5)	15-1	58	T-2
2	Texas A&M - Commerce (1)	15-2	54	1
3	Lubbock Christian	16-3	50	T-2
T-4	Colorado Mesa	12-3	34	4
T-4	Texas A&M-Kingsville	13-4	34	6
6	Colorado State Pueblo	14-5	22	5
7	West Texas A&M	12-7	19	7
8	Westminster College	8-5	17	9
9	Texas - Tyler	11-4	12	RV
10	Metropolitan State of Denver	12-4	11	RV

WEBSITE & BROADCAST PARTNERS

ON THE NET - WWW.LCUCHAPS.COM

The official website of LCU Athletics is where you can find everything relating to the LCU basketball teams. Schedules, results, rosters, bios, statistics and game notes can be found there.

ON THE AIR

Each game will be broadcast on the LSC Digital Network as an option for fans unable to attend. The LSC Digital Network will offer season passes for basketball, giving fans access to all regular-season contests on the network for that sport. In addition, viewers will continue to have the option to purchase a \$10 day pass that provides access to all broadcasts aired that day and access to all archived content for 24 hours.

2021-22 LSC Digital Network Rates

24-Hour Day Pass:	\$10.00
Men's and Women's Basketball Season Pass:	\$75.00
Archive Download:	\$10 per broadcast

The LSC Digital Network is in its third year showcasing the academic and athletic events of the league and its 18 member institutions. Fans can watch games and purchase passes online at www.lonestarconferencenetwork.com or www.lcuchaps.com live on computer and mobile devices. Viewers can also tune in to games on the LSC Digital Network via OTT apps available on Apple TV, Amazon Fire TV, Android TV and Roku by searching for "LSC Digital Network."

**DIGITAL NETWORK**

HEAD COACH STEVE GOMEZ

AT LCU: 19th Season (465-129)
OVERALL: 19th Season (465-129)

PERSONAL

HOMETOWN: Lubbock, Texas
SPOUSE: Shawna
CHILDREN: Hayden, Landon

EDUCATION

Lubbock Christian / 1988

COACHING EXPERIENCE

Lubbock Cooper High School (7 seasons)
LCU (19th season)



In 10 seasons at the helm while an NAIA institution, the Lady Chaps made 10 consecutive trips to the NAIA Division I Women's Basketball National Championship tournament. Coach Gomez's arrival to the LCU women's basketball program certainly changed the foundation of the program. In those 10 seasons at the helm, LCU posted a 234-96 record under Gomez in the NAIA.

LCU jumped into NCAA Division II transition in 2013 (membership in 2015) and the results have not changed since transitioning. LCU went a remarkable 25-1 overall in 2013-2014 and they completed the Heartland Conference with a perfect 20-0 mark for their first perfect conference record in program history. They followed in 2014-2015 claiming Co-Heartland Conference Regular Season title honors after a 15-3 stretch in conference and a 21-7 overall season. That led to an astounding 2015-2016 season. A season that started off with an exhibition game loss at NCAA Div. I No. 1 Connecticut and ended with a perfect 35-0 season in LCU's first season eligible for NCAA postseason. They went 18-0 in Heartland Conference play to capture a regular season title and then a Heartland Conference Tournament title (first season eligible for the tournament). The Lady Chaps went on to capture a South Central Regional Tournament title and eventually a NCAA Div. II National Title. Gomez claimed WBCA NCAA Div. II National Coach of the Year honors and also spent a portion of the offseason as a court coach at the 2016 USA Basketball Women's U17 World Championship Team Trials in Colorado Springs, Colo.

2016-17 served as a rebuilding year for the Lady Chaps, who returned one starter off the championship squad. Despite the rebuilding, LCU still went 19-11 overall and 12-4 in conference, en route to the Heartland Conference Tournament championship game, which they lost to St. Edward's. They bounced back in 2017-18, claiming another Heartland Conference regular season and tournament title, leading to Gomez receiving Heartland Conference Coach of the Year honors. The Lady Chaps hosted the NCAA Division II South Central Region Tournament for a second time and won the tournament to stamp their second berth towards an NCAA Division II Elite Eight Tournament loss. They lost to eventual national champion Central Missouri at the tournament held in Sioux Falls, S.D., ending their season with a 31-2 record.

The Lady Chaps returned to the Elite Eight Tournament for the third year in a four-year span in the 2018-19 season after claiming a Heartland Conference regular season and tournament title, along with a NCAA Division II South Central Region tournament championship after wins at Colorado Mesa and at home over Angelo State. LCU made an outstanding run towards their second NCAA Division II National Title, defeating Southwestern Oklahoma State in double overtime to claim the trophy. Gomez, who picked up his third Heartland Coach of the Year honor, became the seventh head coach in NCAA Division II women's basketball history to claim multiple titles. He also was named Female Team Coach of the Year at the West Texas Sports Persons of the Year Banquet following the season.

LCU's title defense was rudely interrupted by the COVID Pandemic in 2019-20. LCU was 28-3 and claimed the Lone Star Conference Championship during their first season in the conference. LCU was chosen to host the NCAA Division II South Central Regionals for a third time, but the COVID shutdown halted the remainder of the season less than 24 hours prior to the first tournament game.

COVID went from being a wall to a hurdle in 2020-21, and one the Lady Chaps would be able to jump over. Through many cancellations and unknowns, LCU claimed a Lone Star Conference title and went to Canyon, Texas, where they claimed a NCAA Division II South Central title and a berth to another NCAA Elite Eight Tournament in Columbus, Ohio. It was there, LCU would claim their third national title, with wins over Daemen, Central Missouri and Drury to complete a 23-0 perfect season. They were the first NCAA Division II program to complete two undefeated seasons.

In 18 seasons at LCU (the 2020-21 season marks his 19th), Gomez enters the 2020-2021 season with a 448-125 collegiate coaching record. The 2021-22 season marks LCU's ninth since leaving the NAIA and LCU is 214-29 in that span (88.1%).

In their final two seasons in the NAIA (2011-2012, 2012-2013), LCU set program single-season win records in each of the seasons. The Lady Chaps went 31-4 in 2013-2014, setting a program single-season wins mark (31). The Lady Chaps won their first ever Sooner Athletic Conference Tournament title en route to their final trip to the NAIA National Championship tournament. In 2011-2012, LCU went 28-6 and made their second ever appearance in the Semifinals of the NAIA National Championship Tournament. They lost out to eventual national champions Oklahoma City to mark the second consecutive season in which they lost out to the team who would claim the title. LCU claimed their second Sooner Athletic Conference crown in program history, as they joined Oklahoma City as conference co-champions with a 21-1 record. They handed OCU their only loss of the season.

LCU went 25-10 in 2010-2011 and marched into the Elite Eight for a third time in program history. The Lady Chaps, who finished third in the Sooner Athletic Conference, lost in the NAIA National Championship to eventual national champion Azusa Pacific.

LCU went 19-12 in the 2009-2010 season, which included a 13-9 finish in the Sooner Athletic Conference, and had their season come to an end in the National Tournament. The highlight of the season was an exhibition victory inside the United Spirit Arena against Texas Tech University.

In 2009-2010, the Lady Chaps finished with a solid 27-7 record and made a trip to the Sweet Sixteen of the National Tournament following a second-place Sooner Athletic Conference season. Gomez chalked up a milestone during the season, becoming the all-time women's basketball wins leader at LCU.

LCU had a memorable 2007-2008 campaign, as the Lady Chaps made another voyage to the NAIA National Tournament. The Lady Chaps completed a 25-10 season, which included a trip to the Elite Eight in the tournament for their second best finish in program history.

In 2006-2007, Gomez led the Lady Chaps to a myriad of firsts in their near thirty year history. Lubbock Christian never left the top-10 in the NAIA National Poll, and set a school mark for wins in a season with 26, eclipsing the school mark of 23 they set the prior season. In addition, LCU made its fourth consecutive trip to the NAIA National Tournament, finishing in the Sweet Sixteen and most impressively, the Lady Chaps captured a share of the Sooner Athletic Conference regular season championship, becoming the first school from outside of the State of Oklahoma to do so in the thirty-one years since the conference was founded.

In 2005-2006, Gomez's Lady Chaps enjoyed what was arguably at the time the best season in school history, as they finished with an overall record of 23-12, and made an unparalleled run at the NAIA National Tournament. Seeded sixth in their eight team bracket in the tournament, Gomez's girls proceeded to oust four of the top six teams in the nation and become the lowest seed ever to reach either the Fab Four or National Championship; appropriately enough, he was named the SAC's Coach of the Year.

In his first season, Gomez's Lady Chaps went 16-14 and finished fifth in the Sooner Athletic Conference. While this might appear to be an average year, big wins for the Lady Chaps and entry into the NAIA National Poll for the first time proved good enough for an at-large bid to the NAIA National Tournament. LCU women's first trip to the big dance. In his second season, the Lady Chaps were able to maintain that level of success. After getting off to the best conference start since joining the Sooner Athletic Conference at 6-2, LCU finished SAC play at 10-8, good enough for another fifth place finish, and for the second season in a row, Coach Gomez guided the Lady Chaps to the NAIA National Tournament.

An LCU graduate, Gomez was a standout perimeter player for Coach John Copeland in the late 1980s, and to this day, he still holds the school record for career free throw percentage at .855. He graduated in 1988 with a Bachelor's of Science Degree in Mathematics and consistently used his degree to teach in the classroom while pursuing coaching on the sidelines. Gomez's career began at Lubbock Monterey High School where he served as an assistant coach in the men's basketball program from 1988 to 1995. In 1996, Gomez accepted the men's basketball head coaching position at Lubbock Cooper High School, where he remained until returning to Lubbock Christian University to take over the reigns of the Lady Chaps in 2003. During his seven seasons at Cooper, the basketball program broke new ground making the playoffs four times, managing the school's first state ranking, and capturing the Pirates only district championship in Gomez's final season. One of the main reasons Coach Gomez is so successful on the court is the support he receives off of it. Steve has been married to his wife Shawna for 31 years, and the couple has two sons: Hayden and Landon.



VIC SELF ASSISTANT COACH

Self is a longtime familiar face to basketball among the South Plains. He spent 25 years coaching basketball at Lubbock's Monterey High School and 20 spent as the head coach of the Plainsmen boys' basketball team. Self is no stranger to LCU. The Portales, New Mexico native lettered in basketball and tennis at Lubbock Christian in 1980-1981, after spending two years at Eastern New Mexico University. His first coaching job was as an assistant coach for John Copeland on the Chaps basketball staff. In two decades at Monterey, Self compiled a 416-237 record, four district titles and 13 playoff appearances. Monterey even made a trip to the regional tournament. He rejoins Gomez, but in a reversal of roles. Gomez served as an assistant for Self from 1988-1996. Self resigned from coaching basketball in 2008, but continued to coach boy's golf at Monterey until retiring in 2011. Self has been on staff for all three of LCU's national titles.

ern New Mexico University. His first coaching job was as an assistant coach for John Copeland on the Chaps basketball staff. In two decades at Monterey, Self compiled a 416-237 record, four district titles and 13 playoff appearances. Monterey even made a trip to the regional tournament. He rejoins Gomez, but in a reversal of roles. Gomez served as an assistant for Self from 1988-1996. Self resigned from coaching basketball in 2008, but continued to coach boy's golf at Monterey until retiring in 2011. Self has been on staff for all three of LCU's national titles.



KAYCIE WILSON - ASSISTANT COACH

Kaycie joined the LCU women's basketball coaching staff in the 2014-15 season as a graduate assistant through the 2015-16 season. She has played an integral role in the coaching staff for all three NCAA national championships. She spent her senior season (2013-14) playing in the interior of LCU's first season in the Heartland Conference, which went 20-0 in conference for a regular season first place finish. She spent three seasons (09/10 - 11/12) at NCAA Div. I Missouri-Kansas City, where she combined to average 4.9 points and 3.9 rebounds in 87 games. The forward also combined for 44 steals, 95 assists and 34 blocks for UMKC (21 blocks as a sophomore). Boyles was a multiple recipient on The Summit League Winter/Spring Academic All-League Team and the Commissioner's List of Academic Excellence as a distinguished scholar. She is a Lubbock native and a product of Coronado High School, where she was rated the No.45 best forward in the nation by Collegiate Girls Basketball Report and the No.55 best player in Texas by Premier Basketball Report. The multi-winning All-State recipient was named the Girls Basketball Player of the Year by the Lubbock Avalanche Journal, as well as the 2009 5A-4A All-South Plains Player of the Year after 17.6 points and 7.9 rebounds a game.



LONE STAR CONFERENCE

THIS WEEK'S GAMES

Monday, January 31, 2022

West Texas A&M at St. Edward's
Cameron at St. Mary's
Texas Woman's at UT Tyler
Oklahoma Christian at Lubbock Christian

Tuesday, February 1, 2022

UT Permian Basin at Angelo State

Thursday, February 3, 2022

Texas A&M-Commerce at UAFS
St. Mary's at Texas A&M International
St. Edward's at Texas A&M-Kingsville
West Texas A&M at Cameron
Midwestern State at Lubbock Christian
UT Tyler at Oklahoma Christian
Texas Woman's at Eastern New Mexico
Angelo State at Western New Mexico

Saturday, February 5, 2022

St. Edward's at Texas A&M International
St. Mary's at Texas A&M-Kingsville
UT Tyler at UAFS
Texas A&M-Commerce at Oklahoma Christian
Texas Woman's at Lubbock Christian
UT Permian Basin at Western New Mexico
Angelo State at West Texas A&M
Midwestern State at Eastern New Mexico

LSC PLAYERS OF THE WEEK

Date	Offensive	Defensive	
11/15	Maighan Hedge	CU Allie Schulte	LCU
11/22	Allie Schulte	LCU Grace Foster	LCU
11/29	Emily Swierz	TAMU Allie Schulte	LCU
12/6	Rai Brown	TAMU Brielle Woods	TWU
12/13	Madeline Stephens	ASU Juliana Robertson	LCU
12/20	Dyani Robinson	TAMUC Eva Langton	TAMU
1/3	Maighan Hedge	CU Devon Williams	TAMUK
1/10	Ashley Ingram	TWU Karley Motschenbacher	WT
1/17	Dyani Robinson	TAMUC Anastacia Mickens	TAMUK
1/24	Maighan Hedge	CU Kelsey Crouse	UTT

PRESEASON POLL

School	1st	Total Points
1. Lubbock Christian	40	741
2. Texas A&M-Commerce	3	674
3. West Texas A&M		647
4. Cameron		590
5. Midwestern State		560
6. Texas A&M International		490
7. St. Mary's		411
8. Oklahoma Christian		397
9. St. Edward's		384
10. Texas A&M-Kingsville		368
11. Texas Woman's		309
12. UT Permian Basin		249
13. Eastern New Mexico		241
14. UAFS		228
15. Angelo State		194
16. UT Tyler	1	132
17. Western New Mexico		117

2021-22 LONE STAR CONFERENCE STANDINGS (1/19/22)

School	CONF.	CPct.	Overall	Pct.	Strk	Home	Away	Neutral
Cameron	6-1	0.857	11-6	0.647	W1	6-3	4-3	1-0
Texas Woman's	5-1	0.833	12-5	0.706	W2	7-3	4-1	1-1
Texas A&M-Commerce	6-2	0.750	17-2	0.895	W4	10-1	6-1	1-0
UT Tyler	6-2	0.750	13-4	0.765	W4	8-2	3-2	2-0
Texas A&M-Kingsville	6-2	0.750	13-6	0.684	L2	9-0	3-5	1-1
West Texas A&M	5-2	0.714	12-9	0.571	L2	8-3	3-4	1-2
Lubbock Christian	6-3	0.667	17-4	0.810	W1	7-0	7-3	3-1
Angelo State	4-2	0.667	7-10	0.412	W2	7-2	0-4	0-4
Midwestern State	4-4	0.500	10-8	0.556	L1	6-3	4-5	0-0
St. Edward's	4-5	0.444	11-9	0.550	W2	9-2	2-6	0-1
Eastern New Mexico	4-5	0.444	8-7	0.533	L1	3-1	3-6	2-0
Texas A&M International	3-4	0.429	12-6	0.667	L2	9-2	2-4	1-0
UAFS	2-6	0.250	5-13	0.278	W2	3-6	2-7	0-0
St. Mary's	1-5	0.167	2-15	0.118	W1	2-4	0-8	0-3
Oklahoma Christian	0-5	0.000	0-14	0.000	L14	0-8	0-6	0-0

OFFENSIVE RANKINGS

Team	G	W-L	PTS	AVG/G
1 Texas A&M-Commerce	19	17-2	1551	81.6
2 Cameron	17	11-6	1341	78.9
3 Texas A&M International	18	12-6	1288	71.6
4 UT Tyler	17	13-4	1156	68.0
5 West Texas A&M	21	12-9	1418	67.5
6 Angelo State	17	7-10	1132	66.6
7 Midwestern State	18	10-8	1194	66.3
8 St. Edward's	20	11-9	1314	65.7
9 Lubbock Christian	21	17-4	1359	64.7
10 Oklahoma Christian	14	0-14	902	64.4
11 Texas Woman's	17	12-5	1094	64.4
12 UAFS	18	5-13	1137	63.2
13 Texas A&M-Kingsville	19	13-6	1175	61.8
14 Eastern New Mexico	15	8-7	903	60.2
15 UT Permian Basin	19	4-15	1135	59.7
16 St. Mary's	17	2-15	968	56.9
17 Western New Mexico	14	4-10	751	53.6

SCORING LEADERS

	GP	Min	FG	3FG	FT	Points	AVG
1 Hedge, Maighan (Cameron)	17	573	136	51	62	385	22.6
2 Brown, Raiana (Texas A&M Int'l)	18	509	122	0	63	307	17.1
3 Wilson, Hannah (St. Mary's)	17	575	114	0	54	282	16.6
4 Bain, Brooklin (Oklahoma Christian)	14	458	86	9	43	224	16.0
5 Robinson, Dyani (Texas A&M-Commerce)	19	528	111	23	57	302	15.9
6 Davis, Liah (UT Tyler)	17	499	115	1	27	258	15.2
7 Morgan, Lenahan (Midwestern State)	18	575	88	27	63	266	14.8
8 Moyer, Sadie (Texas Woman's)	17	614	80	23	59	242	14.2
9 Elston, Paige (UAFS)	18	571	85	18	67	255	14.2
10 Wykoff, Alexis (UT Permian Basin)	15	310	75	0	53	203	13.5

REBOUND LEADERS

	GP	Off	AVG/G	Def	AVG/G	TOT.	AVG/G
1 Wilson, Hannah (St. Mary's)	17	75	4.4	129	7.6	204	12.0
2 Bain, Brooklin (Oklahoma Christian)	14	48	3.4	93	6.6	141	10.1
3 Lewis, Alivia (West Texas A&M)	20	50	2.5	114	5.7	164	8.2
4 Lollie, Mar'Shalia (UAFS)	18	75	4.2	70	3.9	145	8.1
5 Motschenbacher, Karley (W.Texas A&M)	21	84	4.0	83	4.0	167	8.0
6 Johnson, Destiney (Western NM)	12	28	2.3	65	5.4	93	7.8
7 Stephens, Madeline (Angelo State)	17	36	2.1	91	5.4	127	7.5
8 Davis, Liah (UT Tyler)	17	38	2.2	87	5.1	125	7.4
9 McCurdy, Iyanna (Eastern New Mexico)	15	61	4.1	49	3.3	110	7.3
10 Peterson, Stephanie (Cameron)	17	22	1.3	101	5.9	123	7.2

STEALS LEADERS

	GP	No.	AVG/G
1 King, Katie (Cameron)	14	47	3.4
2 Schulte, Allie (Lubbock Christian)	21	67	3.2
3 Peterson, Stephanie (Cameron)	17	48	2.8
4 Roberts, Zamorye (West Texas A&M)	17	39	2.3
5 Langton, Eva (Texas A&M International)	15	34	2.3
6 Munoz, Avalon (UT Permian Basin)	19	43	2.3
7 Hedge, Maighan (Cameron)	17	38	2.2
8 Woods, Brielle (Texas Woman's)	16	33	2.1
9 Elston, Paige (UAFS)	18	37	2.1
10 Moyer, Sadie (Texas Woman's)	17	31	1.8

3FGM LEADERS

	GP	3FGM	AVG/G
1 Hedge, Maighan (Cameron)	17	51	3.0
2 Hevinder, Lovisa (UT Tyler)	17	46	2.7
3 Hardeman, Sydney (St. Mary's)	16	41	2.6
4 Duncan, Ashton (Lubbock Christian)	21	52	2.5
5 Bradley, Kate (Oklahoma Christian)	14	29	2.1
6 King, Katie (Cameron)	14	26	1.9
7 Sheridan, Bostic (Midwestern State)	18	32	1.8
8 Gutierrez, Montse (UT Tyler)	17	30	1.8
9 Hemmeline, Holly (UT Permian Basin)	16	28	1.8
10 Stice, Natalie (Eastern New Mexico)	15	25	1.7

DEFENSIVE RANKINGS

Team	G	W-L	PTS	AVG/G
1 Lubbock Christian	21	17-4	1077	51.3
2 Texas A&M-Kingsville	19	13-6	1068	56.2
3 Texas Woman's	17	12-5	999	58.8
4 UT Tyler	17	13-4	1006	59.2
5 St. Edward's	20	11-9	1235	61.8
6 West Texas A&M	21	12-9	1297	61.8
7 Western New Mexico	14	4-10	874	62.4
8 UT Permian Basin	19	4-15	1201	63.2
9 Eastern New Mexico	15	8-7	969	64.6
10 Texas A&M-Commerce	19	17-2	1233	64.9
11 Texas A&M International	18	12-6	1203	66.8
12 Angelo State	17	7-10	1137	66.9
13 Cameron	17	11-6	1162	68.4
14 St. Mary's	17	2-15	1168	68.7
15 UAFS	18	5-13	1307	72.6
16 Midwestern State	18	10-8	1329	73.8
17 Oklahoma Christian	14	0-14	1111	79.4

FIELD GOAL LEADERS

	GP	FG	FGA	PCT
1 Wykoff, Alexis (UT Permian Basin)	15	75	122	.615
2 Davis, Liah (UT Tyler)	17	115	201	.572
3 Brown, Raiana (Texas A&M Int'l)	18	122	214	.570
4 Hedge, Maighan (Cameron)	17	136	267	.509
5 Wilson, Hannah (St. Mary's)	17	114	231	.494
6 Peterson, Stephanie (Cameron)	17	87	187	.465

ASSIST LEADERS

	GP	No.	AVG/G
1 Frances King (Midwestern State)	18	84	4.7
2 Brown, Payton (Angelo State)	17	72	4.2
3 Munoz, Avalon (UT Permian Basin)	19	80	4.2
4 Quiroz, Evelyn (Texas A&M International)	16	65	4.1
5 Rivers, Mia (Texas A&M-Kingsville)	19	76	4.0
6 Bradley, Kate (Oklahoma Christian)	14	56	4.0
7 Crouse, Kelsey (UT Tyler)	17	67	3.9
8 Hedge, Maighan (Cameron)	17	64	3.8
9 Schulte, Allie (Lubbock Christian)	21	76	3.6
10 Peterson, Stephanie (Cameron)	17	61	3.6

BLOCKS LEADERS

	GP	No.	AVG/G
1 Dufek, Sammie (St. Edward's)	20	55	2.8
2 Hannah Reynolds (Midwestern State)	17	42	2.5
3 Lewis, Alivia (West Texas A&M)	20	43	2.2
4 Wilson, Hannah (St. Mary's)	17	26	1.5
5 Davis, Liah (UT Tyler)	17	23	1.4
6 Johnson, Destiney (Western NM)	12	16	1.3
7 Williams, Devon (Texas A&M-Kingsville)	19	24	1.3
8 Lee, Olivia (Western New Mexico)	14	16	1.1
9 Tac, Agang (Texas Woman's)	15	16	1.1
10 Blackburn, Kendall (Oklahoma Christian)	14	13	0.9

3FG% LEADERS


	GP	3FG	3FGA	PCT
1 Hevinder, Lovisa (UT Tyler)	17	46	94	.489
2 Hedge, Maighan (Cameron)	17	51	106	.481
3 Hardeman, Sydney (St. Mary's)	16	41	120	.342
4 Duncan, Ashton (Lubbock Christian)	21	52	157	.331
5 Bradley, Kate (Oklahoma Christian)	14	29	95	.305

FT% LEADERS

	GP	FT	FTA	PCT
1 Schulte, Allie (Lubbock Christian)	21	54	61	.885
2 Moyer, Sadie (Texas Woman's)	17	59	67	.881
3 Hedge, Maighan (Cameron)	17	62	74	.838
4 Frances King (Midwestern State)	18	76	92	.826
5 Lewis, Alivia (West Texas A&M)	20	66	80	.825
6 Ingram, Ashley (Texas Woman's)	17	74	90	.822
7 Elston, Paige (UAFS)	18	67	82	.817
8 Gerber, Blakely (Angelo State)	17	56	69	.812

Channing Cunyus and Allie Schulte Combine For 43 Points In Road Win

Cunyus Drains Career-High Six Three-Pointers, Leading to Career-High Point Total to Match Lady Chaps Single-Game Season-High Mark




83

LUBBOCK CHRISTIAN -VS- UT PERMIAN BASIN

Jan. 29 - ODESSA, TEXAS

FALCON DOME



61

Draining six three-pointers in the process, Channing Cunyus posted a career-high 24 points and combined with Allie Schulte (19 points) for 43 points to help No.8 Lubbock Christian University defeat University of Texas of the Permian Basin 83-61 Saturday in Lone Star Conference play inside Falcon Dome.

Cunyus opened her scoring splurge early, hitting all three three-pointers she attempted in the opening quarter. LCU, coming off a season-low in three-point goals Thursday (1 at Angelo State), avoided a repeat performance by attempting their first six field goal attempts from beyond the arc. Half of the attempts went in during the opening 4:26, with Cunyus hitting a pair of attempts and Schulte hitting the other for a 9-4 LCU lead. Audrey Robertson had nine points in the first quarter and all nine were scored in a two-minute span, including her own 6-0 run for a 15-9 LCU lead with 4:33 left in the quarter. Robertson and Cunyus each had a three-pointer inside the final four minutes of the first quarter to give LCU five three-pointers and a 23-16 lead at the close of the quarter.

The first six points of the second quarter were from long distance shots from Cunyus, who gave LCU a 29-16 lead a minute into the second quarter. The two teams traded points throughout the quarter, with Cunyus leading all players with eight points in the frame. Holly Hemmeline and Alexis Wykoff each had six points for UTPB in the quarter. Hemmeline hit a three-pointer inside the final 10 seconds of the half to place the halftime score at 40-33.

Wykoff had a layup for the first points of the second half, cutting LCU's lead to 40-35, but Cunyus' jumper in response ignited a 13-0 LCU run for a 53-35 lead with 4:44 remaining in the third quarter. Schulte had LCU's final four points of the quarter and finished with 10 points in the quarter for a 65-47 lead heading into the fourth quarter.

Cunyus' final three-pointer was made with 7:22 into the fourth quarter and it opened a 7-0 run to place LCU up 74-51. LCU played 14 players in the fourth quarter, and all were solid from the field. The Lady Chaps shot 57.1% (8/14) from the field in the final quarter to maintain their lead.

The Lady Chaps shot a season-high 56.1% (32-57) from the field, which is their best shooting mark in a game since Mar. 5, 2020 against Angelo State. LCU was 10-of-27 (37%) from three-point range. Cunyus was 8-of-12 from the field and 6-of-8 from three-point range, as her 24 points topped her prior career high of 14 points. The 24 points also matched a 24-point output on Jan. 22 (vs. St. Mary's) by Ashton Duncan for the team's individual high this season. Cunyus' six three-pointers also marks the third time this season a Lady Chap has made six or more three-pointers in a game this season.

Schulte had 12 points in the second half and finished the game with 19 points, six assists and four steals. She had a mark of +29 (plus/minus) while on the floor and the team was outscored by seven points when she was not on the court. LCU also received 11 points each from Laynee Burr and Audrey Robertson. The win places LCU with a 17-4 overall record and a 6-3 record in LSC play.

UTPB remains winless in LSC play (0-7) and they drop to 4-15 overall. Avalon Munoz and Hemmeline co-led LCU with 12 points. Wykoff finished with 11 points.

LCU improved to 26-0 all-time against UTPB and 10-0 against the Falcons in Odessa.

TURNING POINT

LCU's season-high shooting performance had two hot sequences. They opened the game 12-of-18 before ever missing consecutive field goal attempts. In the third quarter, LCU went on a 13-0 run off 5-of-8 shooting. The sequence was part of a 10-of-14 shooting stretch in the third quarter for the Lady Chaps, which began with LCU leading 40-35 and concluded with them leading 65-45.

Lubbock Christian 83 • 17-4, 6-3 Lone St																				
		Total			3-Ptr			Rebounds			PF			Min						
#	Player	FG	FGA	FT	FTA	Off	Def	Off	Def	Total	PF	TP	A							
22	Juliana Robertson	f	4-5	0-0	1	4	1	5	3	9	3	0	0	25						
01	Ashton Duncan	g	0-5	0-0	0	0	1	1	0	0	3	0	0	20						
05	Laynee Burr	g	4-5	1-2	2-2	1	2	3	2	11	2	0	1	25						
14	Channing Cunyus	g	8-12	6-8	2-2	0	3	3	3	24	2	1	0	26						
21	Allie Schulte	g	7-11	2-5	3-4	0	3	3	1	19	6	1	1	31						
00	Grace Foster	1-5	0-2	1-2	0	0	0	0	3	3	0	2	0	13						
02	Maci Maddox	0-2	0-1	0-0	0	0	0	0	0	0	0	1	0	8						
03	Audrey Robertson	5-8	1-3	0-1	1	3	4	2	11	3	0	0	1	23						
04	Rachel Haase	0-0	0-0	0-0	0	1	1	0	0	1	0	0	0	2						
12	Savannah Sumrall	0-0	0-0	0-0	0	0	0	0	0	0	0	0	0	5						
15	Shaylee Stovall	0-0	0-0	0-0	0	0	0	0	0	0	0	0	0	6						
20	Carli Bostwick	1-2	0-1	0-0	0	0	0	1	2	0	0	1	0	3						
23	Brylee Winfrey	0-0	0-0	0-0	1	0	1	0	0	0	0	0	0	5						
34	Whitney Cox	2-2	0-0	0-0	0	1	1	2	4	0	0	0	1	8						
Team																				
Totals		32-57			10-27			9-12			8 18 26			17	83	20	7	2	9	200
1st - FG %		9-14 64.3%			5-12 41.7%			10-17 58.8%			8-14 57.1%			Game: 32-57 56.1%			Deadball			
3rd - FG %		5-9 55.6%			2-4 50.0%			2-9 22.2%			1-5 20.0%			20-37 54.1%			Rebounds			
FT %		0-1 0.0%			5-6 83.3%			3-4 75.0%			1-1 100.0%			9-12 75.0%						

Officials:
Technical fouls: Lubbock Christian-None. Tex. Permian Basin-None.
Attendance: 282
2021-22 Women's Basketball. Round: 0. Lubbock Christian vs Tex. Permian Basin.

Score by periods	1st	2nd	3rd	4th	Total
Lubbock Christian	23	17	25	18	83
Tex. Permian Basin	16	17	14	14	61



2021-22 STATISTICS

Overall record: 17-4 Conf: 6-3 Home: 7-0 Away: 7-3 Neutral: 3-1

#	Player	gp-gs	min	avg	Total		3-Point		F-Throw		Rebounds				pf	dq	a	to	blk	stl	pts	avg
					fg-fga	fg%	3fg-fga	3fg%	ft-fa	ft%	off	def	tot	avg								
00	Grace Foster	21-0	325	15.5	60-120	.500	15-46	.326	20-28	.714	20	56	76	3.6	30	1	13	28	19	5	155	7.4
01	Ashton Duncan	21-21	609	29.0	75-203	.369	52-157	.331	18-22	.818	5	40	45	2.1	25	0	23	18	2	18	220	10.5
02	Maci Maddox	19-0	180	9.5	9-33	.273	1-6	.167	6-6	1.000	1	4	5	0.3	5	0	7	8	0	9	25	1.3
03	Audrey Robertson	21-0	338	16.1	33-81	.407	6-25	.240	16-24	.667	11	12	23	1.1	27	0	22	17	5	16	88	4.2
04	Rachel Haase	3-0	11	3.7	0-1	.000	0-1	.000	0-0	.000	0	1	1	0.3	1	0	1	0	0	0	0	0.0
05	Laynee Burr	21-21	576	27.4	65-143	.455	16-51	.314	28-34	.824	16	48	64	3.0	48	0	49	22	5	23	174	8.3
12	Savannah Sumrall	10-0	55	5.5	2-9	.222	0-4	.000	4-6	.667	1	2	3	0.3	2	0	2	7	0	2	8	0.8
14	Channing Cunyus	21-21	545	26.0	65-135	.481	28-62	.452	29-36	.806	20	63	83	4.0	36	0	39	26	5	27	187	8.9
15	Shaylee Stovall	17-0	109	6.4	8-16	.500	5-10	.500	4-6	.667	0	9	9	0.5	6	0	4	3	0	4	25	1.5
20	Carli Bostwick	10-0	45	4.5	5-11	.455	1-4	.250	5-7	.714	0	3	3	0.3	3	0	2	3	0	2	16	1.6
21	Allie Schulte	21-21	591	28.1	93-183	.508	24-68	.353	54-61	.885	13	57	70	3.3	28	0	76	30	8	67	264	12.6
22	Juliana Robertson	21-21	547	26.0	54-132	.409	5-21	.238	21-29	.724	30	114	144	6.9	56	3	36	38	16	26	134	6.4
23	Brylee Winfrey	10-0	57	5.7	2-13	.154	1-7	.143	6-7	.857	1	11	12	1.2	6	0	8	9	1	3	11	1.1
30	Audrey Spurgin	10-0	50	5.0	2-12	.167	0-0	.000	8-10	.800	1	9	10	1.0	11	0	0	9	1	2	12	1.2
34	Whitney Cox	20-0	122	6.1	11-29	.379	0-0	.000	7-12	.583	4	18	22	1.1	19	0	8	11	6	2	29	1.5
40	Reese Schumann	8-0	40	5.0	4-9	.444	0-0	.000	3-6	.500	7	6	13	1.6	5	0	0	2	0	0	11	1.4
Team											22	42	64				19					
Total.....		21	4200		488-1130	.432	154-462	.333	229-294	.779	152	495	647	30.8	308	4	290	250	68	206	1359	64.7
Opponents.....		21	4202		397-1074	.370	96-340	.282	187-284	.658	196	495	691	32.9	309	4	213	363	38	108	1077	51.3

TEAM STATISTICS

	LCU	OPP
SCORING	1359	1077
Points per game	64.7	51.3
Scoring margin	+13.4	-
FIELD GOALS-ATT	488-1130	397-1074
Field goal pct	.432	.370
3 POINT FG-ATT	154-462	96-340
3-point FG pct	.333	.282
3-pt FG made per game	7.3	4.6
FREE THROWS-ATT	229-294	187-284
Free throw pct	.779	.658
F-Throws made per game	10.9	8.9
REBOUNDS	647	691
Rebounds per game	30.8	32.9
Rebounding margin	-2.1	-
ASSISTS	290	213
Assists per game	13.8	10.1
TURNOVERS	250	363
Turnovers per game	11.9	17.3
Turnover margin	+5.4	-
Assist/turnover ratio	1.2	0.6
STEALS	206	108
Steals per game	9.8	5.1
BLOCKS	68	38
Blocks per game	3.2	1.8
ATTENDANCE	4410	5317
Home games-Avg/Game	7-630	10-473
Neutral site-Avg/Game	-	4-146

Date	Opponent		Score	Att.
! 11/05/21	vs Montevallo	w	69-55	155
! 11/06/21	at Mont. St. Billings	w	67-61	397
! 11/07/21	vs Tampa	w	56-44	130
^ 11/12/21	at Colo. Christian	w	60-46	237
^ 11/13/21	vs Colorado St.-Pueblo	L	56-64	150
11/19/21	LANDER	w	76-72	612
11/20/21	DAEMEN	w	62-37	617
~ 11/25/21	vs Minn.-Crookston	w	62-42	148
~ 11/26/21	at Hawaii Pacific	w	73-52	152
12/07/21	WEST TEX. A&M	w	60-49	891
12/11/21	at Western N.M.	w	67-39	126
12/16/21	CAMERON	w	75-61	789
* 12/31/21	at Tex. A&M-Kingsville	L	42-59	129
* 01/02/22	at Tex. A&M Int'l	w	62-48	120
* 01/06/22	ARK.-FORT SMITH	w	71-34	512
* 01/13/22	at Tex. A&M-Commerce	L	62-66	1776
* 01/15/22	at Texas-Tyler	w	57-37	387
* 01/20/22	ST. EDWARD'S	w	64-44	513
* 01/22/22	ST. MARY'S (TX)	w	72-39	476
* 01/27/22	at Angelo St.	L	63-67	1128
* 01/29/22	at Tex. Permian Basin	w	83-61	282

* = Conference game

! = DII CCA Tip Off Classic at the Trailhead (Billings, Mont.)

^ = RMAC/LSC Tip-Off Challenge (Lakewood, Colo.)

~ = Oahu Thanksgiving Classic (Honolulu, HI)

Score by Periods	1st	2nd	3rd	4th	Totals
Lubbock Christian	355	353	348	303	1359
Opponents	252	244	286	295	1077

LUBBOCK CHRISTIAN UNIVERSITY WOMEN'S BASKETBALL GAME NOTES

LCU RECORD WHEN...

At home	7-0
On the road	7-3
Neutral site.....	3-1
Lone Star Conference	5-2

Monday	0-0
Tuesday.....	1-0
Wednesday.....	1-0
Thursday	3-2
Friday.....	4-1
Saturday.....	6-1
Sunday	2-0

Against ranked opponents.....	3-1
Top 5 opponents	1-0
Top 10 opponents	1-1

Scoring

70-plus points	6-0
60-69 points	9-2
50-59 points	2-1
49 or less points.....	0-1

Allowing

70-plus points	0-1
60-69 points	4-2
50-59 points	3-1
49 or less points.....	10-0

Shooting

50% or better	3-0
40-49%	11-2
30-39%	3-1
29% or less	0-1

Opponents Shooting

50% or better	0-1
40-49%	3-1
30-39%	12-2
29.9% or less	2-0

Percentages From The Field

Out-shooting the opponent	16-1
Opponents out-shoot LCU	1-3
Tied	0-0

Rebounding

Out-rebound an opponent.....	8-0
Opponent out-rebounds LCU	9-4
Tied	0-0

Turnovers

Commit 15 or less turnovers	15-4
Commit more than 15 turnovers.....	2-0
Force 15 or less turnovers.....	5-3
Force more than 15	12-1

Misc.

When Leading after the 1st Quarter.....	14-2
When Tied after the 1st Quarter.....	0-1
When Trailing after the 1st Quarter.....	3-1

When Leading at halftime	16-2
When Tied at halftime	0-0
When Trailing at halftime	1-2

When Leading after the 3rd Quarter	16-1
When Tied after the 3rd Quarter	0-0
When Trailing after the 3rd Quarter	1-3
Overtime	0-0

Lubbock Christian Team Game-by-Game Comparison (as of Jan 31, 2022)

All games

Opponent	1st	2nd	Score	Mar	Total FG	FG Pct	3-Pointers	3FG Pct	Free Throws	FT Pct	Rebounds	Assist	T/Over	Block	Steal	Fouls
Montevallo	36/26	33/29	69-55	+14	25-59/18-56	.424/.321	13-29/5-22	.448/.227	6-6/14-24	1000/.583	35/41 (6)	19/8	13/16	5/2	11/6	18/13
Mont. St. Billings	36/31	31/30	67-61	+6	22-46/23-51	.478/.451	7-19/7-19	.368/.368	16-21/8-8	.762/1000	25/29 (4)	10/18	13/18	1/0	9/4	12/20
Tampa	24/21	32/23	56-44	+12	20-44/17-43	.455/.395	8-23/5-11	.348/.455	8-11/5-6	.727/.833	26/24 +2	13/12	14/17	2/1	6/3	14/15
Colo. Christian	27/22	33/24	60-46	+14	18-56/18-52	.321/.346	6-23/4-16	.261/.250	18-21/6-13	.857/.462	35/29 +6	9/7	9/15	3/2	9/2	15/17
Colorado St.-Pueblo	28/31	28/33	56-64	(8)	18-51/23-62	.353/.371	6-21/8-25	.286/.320	14-16/10-13	.875/.769	23/41 (18)	8/10	14/13	3/3	9/10	13/14
LANDER	33/37	43/35	76-72	+4	21-45/26-64	.467/.406	4-16/6-20	.250/.300	30-31/14-21	.968/.667	28/40 (12)	10/13	16/17	5/2	4/10	17/24
DAEMEN	27/14	35/23	62-37	+25	19-54/14-49	.352/.286	5-18/1-13	.278/.077	19-22/8-16	.864/.500	36/38 (2)	12/10	8/17	1/2	8/1	21/19
Minn.-Crookston	33/16	29/26	62-42	+20	25-63/14-43	.397/.326	4-25/0-12	.160/.000	8-12/14-22	.667/.636	43/29 +14	17/5	8/15	5/4	7/0	25/12
Hawaii Pacific	41/22	32/30	73-52	+21	27-49/18-57	.551/.316	11-22/6-28	.500/.214	8-12/10-14	.667/.714	34/32 +2	18/9	12/10	0/1	8/3	13/14
WEST TEX. A&M	33/25	27/24	60-49	+11	23-53/18-51	.434/.353	8-19/3-15	.421/.200	6-8/10-15	.750/.667	32/35 (3)	10/8	9/14	2/1	6/7	12/11
Western N.M.	42/15	25/24	67-39	+28	26-58/16-46	.448/.348	8-18/3-14	.444/.214	7-10/4-6	.700/.667	23/29 (6)	12/8	8/23	2/0	15/4	12/12
CAMERON	39/25	36/36	75-61	+14	27-57/24-61	.474/.393	7-20/7-21	.350/.333	14-19/6-6	.737/1000	38/31 +7	19/10	12/17	1/2	9/6	8/16
Tex. A&M-Kingsville	23/31	19/28	42-59	(17)	15-51/22-41	.294/.537	4-28/7-15	.143/.467	8-14/8-13	.571/.615	23/37 (14)	6/13	13/20	3/2	15/8	12/13
Tex. A&M Int'l	33/21	29/27	62-48	+14	22-55/16-45	.400/.356	8-30/5-12	.267/.417	10-14/11-20	.714/.550	26/31 (5)	17/12	15/26	4/1	21/9	18/11
ARK.-FORT SMITH	38/6	33/28	71-34	+37	25-46/14-42	.543/.333	9-18/2-9	.500/.222	12-15/4-8	.800/.500	29/20 +9	14/5	19/25	2/0	11/8	8/12
Tex. A&M-Commerce	36/28	26/38	62-66	(4)	24-55/22-63	.436/.349	6-25/3-12	.240/.250	8-14/19-26	.571/.731	28/47 (19)	9/11	11/14	9/5	9/7	20/15
Texas-Tyler	32/18	25/19	57-37	+20	20-48/14-50	.417/.280	12-24/5-18	.500/.278	5-6/4-5	.833/.800	39/25 +14	17/7	14/9	4/0	3/6	9/13
ST. EDWARD'S	33/21	31/23	64-44	+20	24-49/20-51	.490/.392	5-12/2-17	.417/.118	11-14/2-2	.786/1000	26/32 (6)	15/10	13/20	6/4	13/2	13/15
ST. MARY'S (TX)	42/22	30/17	72-39	+33	29-70/13-42	.414/.310	12-31/6-11	.387/.545	2-5/7-9	.400/.778	38/35 +3	23/8	15/34	7/2	17/7	12/13
Angelo St.	32/31	31/36	63-67	(4)	26-64/26-55	.406/.473	1-14/2-10	.071/.200	10-11/13-23	.909/.565	34/38 (4)	12/15	7/7	1/4	7/4	19/14
Tex. Permian Basin	40/33	43/28	83-61	+22	32-57/21-50	.561/.420	10-27/9-20	.370/.450	9-12/10-14	.750/.714	26/28 (2)	20/14	7/16	2/0	9/1	17/16

Note: Game totals are displayed in the format TEAM/OPPONENT for each category

LUBBOCK CHRISTIAN UNIVERSITY WOMEN'S BASKETBALL GAME NOTES

Lubbock Christian Points-Rebounds-Assists (as of Jan 31, 2022)

All games

Opponent	Date	Score		00 FOSTER, GRA	01 DUNCAN, ASH	02 MADDOX, MAC	03 ROBERTSON,	04 HAASE, RACH	05 BURR, LAYNE	12 SUMRALL, SA
vs Montevallo	11/05/21	69-55	w	7-9-1	12-4-1	0-0-0	2-0-0	DNP	10-3-6	0-0-0
at Mont. St. Billings	11/06/21	67-61	w	0-1-0	22-5-2	DNP	5-0-0	DNP	5-2-3	DNP
vs Tampa	11/07/21	56-44	w	10-2-0	10-2-2	0-0-1	1-1-1	DNP	18-3-2	DNP
at Colo. Christian	11/12/21	60-46	w	8-2-0	10-2-1	0-1-0	3-3-0	DNP	19-3-3	0-2-0
vs Colorado St.-Pueblo	11/13/21	56-64	L	4-5-0	20-4-0	0-0-0	5-0-0	DNP	2-2-0	DNP
LANDER	11/19/21	76-72	w	7-8-0	7-1-1	4-0-0	12-1-0	DNP	10-4-5	DNP
DAEMEN	11/20/21	62-37	w	8-5-2	10-3-1	2-0-0	0-2-0	DNP	7-2-1	0-0-2
vs Minn.-Crookston	11/25/21	62-42	w	8-3-1	5-3-0	2-0-0	6-4-0	DNP	6-4-1	0-0-0
at Hawaii Pacific	11/26/21	73-52	w	2-1-0	18-1-2	0-0-0	2-0-0	DNP	8-4-4	2-0-0
WEST TEX. A&M	12/07/21	60-49	w	5-0-0	20-1-0	4-1-3	0-0-0	DNP	6-3-2	DNP
at Western N.M.	12/11/21	67-39	w	11-1-2	7-4-0	2-2-2	9-2-0	DNP	8-2-2	0-1-0
CAMERON	12/16/21	75-61	w	20-4-2	9-4-0	2-0-0	7-1-4	DNP	4-5-5	DNP
at Tex. A&M-Kingsville	12/31/21	42-59	L	4-0-1	3-6-1	0-0-0	5-0-1	DNP	9-5-3	DNP
at Tex. A&M Int'l	01/02/22	62-48	w	2-2-0	16-1-3	0-0-0	5-2-2	DNP	3-4-1	DNP
ARK.-FORT SMITH	01/06/22	71-34	w	14-4-1	0-0-1	2-1-0	2-0-1	DNP	10-3-0	2-0-0
at Tex. A&M-Commerce	01/13/22	62-66	L	20-11-0	0-1-0	DNP	0-0-1	DNP	12-2-2	DNP
at Texas-Tyler	01/15/22	57-37	w	2-2-2	20-0-3	3-0-1	0-1-2	DNP	3-0-2	DNP
ST. EDWARD'S	01/20/22	64-44	w	7-5-0	3-0-1	0-0-0	4-0-0	0-0-0	10-1-3	4-0-0
ST. MARY'S (TX)	01/22/22	72-39	w	8-5-0	24-2-0	4-0-0	1-0-5	0-0-0	5-6-2	0-0-0
at Angelo St.	01/27/22	63-67	L	5-6-1	4-0-1	0-0-0	8-2-2	DNP	8-3-0	DNP
at Tex. Permian Basin	01/29/22	83-61	w	3-0-0	0-1-3	0-0-0	11-4-3	0-1-1	11-3-2	0-0-0

Opponent	Date	Score		14 CUNYUS, CHA	15 STOVALL, SH	20 BOSTWICK, C	21 SCHULTE, AL	22 ROBERTSON,	23 WINFREY, BR	30 SPURGIN, AU
vs Montevallo	11/05/21	69-55	w	8-2-2	0-0-0	0-1-0	19-5-5	9-6-3	0-0-0	2-0-0
at Mont. St. Billings	11/06/21	67-61	w	12-1-2	DNP	DNP	16-7-3	7-5-0	DNP	DNP
vs Tampa	11/07/21	56-44	w	2-5-2	0-0-0	DNP	10-4-4	5-7-1	DNP	0-0-0
at Colo. Christian	11/12/21	60-46	w	10-8-2	3-2-0	0-0-0	4-3-3	0-8-0	0-0-0	0-0-0
vs Colorado St.-Pueblo	11/13/21	56-64	L	11-1-0	0-0-0	DNP	12-6-8	2-5-0	DNP	DNP
LANDER	11/19/21	76-72	w	11-4-2	DNP	DNP	12-3-2	11-3-0	DNP	DNP
DAEMEN	11/20/21	62-37	w	5-5-2	0-1-1	2-0-0	17-2-2	2-7-1	5-0-0	0-1-0
vs Minn.-Crookston	11/25/21	62-42	w	10-7-4	0-2-2	0-0-0	12-4-4	8-6-3	2-1-1	0-3-0
at Hawaii Pacific	11/26/21	73-52	w	9-4-1	1-1-0	0-0-0	22-4-6	5-13-4	0-2-1	0-0-0
WEST TEX. A&M	12/07/21	60-49	w	5-4-2	DNP	DNP	9-3-2	11-15-1	DNP	DNP
at Western N.M.	12/11/21	67-39	w	6-1-1	6-0-0	0-0-0	6-1-0	5-0-1	0-1-2	1-0-0
CAMERON	12/16/21	75-61	w	13-6-2	0-0-0	DNP	4-5-5	14-8-1	DNP	DNP
at Tex. A&M-Kingsville	12/31/21	42-59	L	6-2-0	0-1-0	DNP	7-1-0	8-8-0	DNP	DNP
at Tex. A&M Int'l	01/02/22	62-48	w	9-7-5	0-1-0	DNP	23-3-5	2-4-1	DNP	DNP
ARK.-FORT SMITH	01/06/22	71-34	w	3-1-1	5-0-1	3-1-1	12-1-3	5-4-3	4-1-1	7-3-0
at Tex. A&M-Commerce	01/13/22	62-66	L	7-1-3	0-0-0	DNP	12-3-0	11-6-3	DNP	DNP
at Texas-Tyler	01/15/22	57-37	w	13-9-0	DNP	DNP	5-2-4	9-18-2	DNP	DNP
ST. EDWARD'S	01/20/22	64-44	w	11-2-3	2-1-0	6-0-0	11-2-3	6-8-4	0-2-0	0-0-0
ST. MARY'S (TX)	01/22/22	72-39	w	2-0-1	6-0-0	3-1-1	11-5-8	0-4-2	0-4-3	2-3-0
at Angelo St.	01/27/22	63-67	L	10-10-2	2-0-0	DNP	21-3-3	5-4-3	DNP	DNP
at Tex. Permian Basin	01/29/22	83-61	w	24-3-2	0-0-0	2-0-0	19-3-6	9-5-3	0-1-0	DNP

LCU - INDIVIDUAL GAME HIGHS

Points	24	Channing Cunyus at Tex. Permian Basin (01/29/22)
	24	Ashton Duncan vs St. Mary's (TX) (01/22/22)
	23	Allie Schulte at Tex. A&M Int'l (01/02/22)
	22	Allie Schulte at Hawaii Pacific (11/26/21)
	22	Ashton Duncan at Mont. St. Billings (11/06/21)
Field Goals Made	10	Allie Schulte at Angelo St. (01/27/22)
	9	Allie Schulte at Hawaii Pacific (11/26/21)
Field Goal Att.	18	Ashton Duncan at Tex. A&M Int'l (01/02/22)
	15	Ashton Duncan vs West Tex. A&M (12/07/21)
FG Pct (min 5 made)	.833 (5-6)	Channing Cunyus at Texas-Tyler (01/15/22)
	.833 (5-6)	Allie Schulte vs Ark.-Fort Smith (01/06/22)
3-Point FG Made	8	Ashton Duncan vs St. Mary's (TX) (01/22/22)
	6	Channing Cunyus at Tex. Permian Basin (01/29/22)
	6	Ashton Duncan at Texas-Tyler (01/15/22)
	6	Ashton Duncan at Hawaii Pacific (11/26/21)
3-Point FG Att.	16	Ashton Duncan at Tex. A&M Int'l (01/02/22)
	13	Ashton Duncan vs St. Mary's (TX) (01/22/22)
3-Pt FG Pct (min 2 made)	1.000 (2-2)	Channing Cunyus at Texas-Tyler (01/15/22)
	1.000 (2-2)	Grace Foster at Western N.M. (12/11/21)
	1.000 (2-2)	Channing Cunyus at Western N.M. (12/11/21)
	1.000 (2-2)	Channing Cunyus vs Montevallo (11/05/21)
Free Throws Made	10	Allie Schulte vs Lander (11/19/21)
	8	Allie Schulte vs Colorado St.-Pueblo (11/13/21)
Free Throw Att.	10	Allie Schulte vs Lander (11/19/21)
	8	Allie Schulte at Tex. A&M Int'l (01/02/22)
	8	Channing Cunyus vs Cameron (12/16/21)
	8	Allie Schulte vs Colorado St.-Pueblo (11/13/21)
FT Pct (min 3 made)	1.000 (10-10)	Allie Schulte vs Lander (11/19/21)
	1.000 (8-8)	Allie Schulte vs Colorado St.-Pueblo (11/13/21)
	1.000 (6-6)	Allie Schulte vs Daemen (11/20/21)
	1.000 (6-6)	Channing Cunyus at Colo. Christian (11/12/21)
	1.000 (6-6)	Allie Schulte at Mont. St. Billings (11/06/21)
	1.000 (4-4)	Carl Bostwick vs St. Edward's (01/20/22)
	1.000 (4-4)	Whitney Cox at Western N.M. (12/11/21)
	1.000 (4-4)	Channing Cunyus vs Lander (11/19/21)
	1.000 (4-4)	Laynee Burr vs Lander (11/19/21)
	1.000 (4-4)	Laynee Burr vs Tampa (11/07/21)
	1.000 (4-4)	Juliana Robertson vs Montevallo (11/05/21)
	1.000 (3-3)	Channing Cunyus at Angelo St. (01/27/22)
	1.000 (3-3)	Laynee Burr at Tex. A&M-Commerce (01/13/22)
	1.000 (3-3)	Grace Foster vs Cameron (12/16/21)
	1.000 (3-3)	Laynee Burr at Colo. Christian (11/12/21)
Rebounds	18	Juliana Robertson at Texas-Tyler (01/15/22)
	15	Juliana Robertson vs West Tex. A&M (12/07/21)
Assists	8	Allie Schulte vs St. Mary's (TX) (01/22/22)
	8	Allie Schulte vs Colorado St.-Pueblo (11/13/21)
Steals	8	Allie Schulte at Tex. A&M Int'l (01/02/22)
	7	Allie Schulte at Tex. A&M-Kingsville (12/31/21)
Blocked Shots	6	Grace Foster at Tex. A&M-Commerce (01/13/22)
	4	Juliana Robertson vs St. Edward's (01/20/22)
Turnovers	5	Allie Schulte at Mont. St. Billings (11/06/21)
	4	Brylee Winfrey vs Ark.-Fort Smith (01/06/22)
	4	Allie Schulte at Tex. A&M Int'l (01/02/22)

OPPONENT - INDIVIDUAL GAME HIGHS

Points	27	Zamiya Passmore vs Lander (11/19/21)
	18	Dyani Robinson at Tex. A&M-Commerce (01/13/22)
	18	Alisha Davis vs Colorado St.-Pueblo (11/13/21)
	16	Jayde Tschritter at Tex. A&M-Kingsville (12/31/21)
	16	Avery Cargill at Hawaii Pacific (11/26/21)
Field Goals Made	10	Zamiya Passmore vs Lander (11/19/21)
	7	Dyani Robinson at Tex. A&M-Commerce (01/13/22)
	7	Alisha Davis vs Colorado St.-Pueblo (11/13/21)
	7	Taryn Shelley at Mont. St. Billings (11/06/21)
Field Goal Att.	19	Dyani Robinson at Tex. A&M-Commerce (01/13/22)
	19	Zamiya Passmore vs Lander (11/19/21)
FG Pct (min 5 made)	1.000 (5-5)	Kortney Nelson at Mont. St. Billings (11/06/21)
	.833 (5-6)	Agnes Paul at Colo. Christian (11/12/21)
3-Point FG Made	4	Holly Hemmeline at Tex. Permian Basin (01/29/22)
	4	Lovisa Hevinder at Texas-Tyler (01/15/22)
	4	Jayde Tschritter at Tex. A&M-Kingsville (12/31/21)
	4	Avery Cargill at Hawaii Pacific (11/26/21)
	4	Tomia Johnson vs Colorado St.-Pueblo (11/13/21)
3-Point FG Att.	9	Holly Hemmeline at Tex. Permian Basin (01/29/22)
	9	Tomia Johnson vs Colorado St.-Pueblo (11/13/21)
3-Pt FG Pct (min 2 made)	1.000 (2-2)	Eleanore Marciszewski vs Tampa (11/07/21)
	.750 (3-4)	Whitney Outon vs Cameron (12/16/21)
Free Throws Made	7	DesiRay Kernal at Tex. A&M-Commerce (01/13/22)
	7	Shyan Flack vs Montevallo (11/05/21)
Free Throw Att.	13	Raiana Brown at Tex. A&M Int'l (01/02/22)
	10	DesiRay Kernal at Tex. A&M-Commerce (01/13/22)
	10	Shyan Flack vs Montevallo (11/05/21)
FT Pct (min 3 made)	1.000 (4-4)	Dorian Norris at Tex. A&M-Commerce (01/13/22)
	1.000 (4-4)	Allison Ross at Hawaii Pacific (11/26/21)
	1.000 (3-3)	Avalon Munoz at Tex. Permian Basin (01/29/22)
	1.000 (3-3)	Emily Swiercz at Tex. A&M Int'l (01/02/22)
Rebounds	13	Shyan Flack vs Montevallo (11/05/21)
	12	Alisha Davis vs Colorado St.-Pueblo (11/13/21)
Assists	7	Sawyer Lloyd at Angelo St. (01/27/22)
	7	Zamiya Passmore vs Lander (11/19/21)
Steals	5	Karley Motschenbach vs West Tex. A&M (12/07/21)
	4	Makaila Cange vs Lander (11/19/21)
	4	Michaela Edwards vs Montevallo (11/05/21)
Blocked Shots	2	Sammie Dufek vs St. Edward's (01/20/22)
	2	Dorian Norris at Tex. A&M-Commerce (01/13/22)
	2	DesiRay Kernal at Tex. A&M-Commerce (01/13/22)
	2	Abigail Leach vs Minn.-Crookston (11/25/21)
	2	Abi Fraaza vs Minn.-Crookston (11/25/21)
	2	Miriam Recarte vs Lander (11/19/21)
Turnovers	11	Mya Culiver vs St. Mary's (TX) (01/22/22)
	7	Raiana Brown at Tex. A&M Int'l (01/02/22)
	7	Emily Swiercz at Tex. A&M Int'l (01/02/22)
Fouls	5	Michaela Kucera vs St. Mary's (TX) (01/22/22)
	5	Sarah Crews vs Lander (11/19/21)
	5	Sydney Daniels at Colo. Christian (11/12/21)
	5	Dyauni Boyce at Mont. St. Billings (11/06/21)

DOUBLE-DOUBLES

Channing Cunyus	10 pts, 10 reb; at Angelo St., 01/27/22
Grace Foster	20 pts, 11 reb; at Tex. A&M-Commerce, 01/13/22
Juliana Robertson	11 pts, 15 reb; WEST TEX. A&M, 12/07/21

GAME BY GAME SPECIALTY STATS

Opponent	T/O	2ndCh	Paint	FastB	Bench	Ties	Leads	WL	Score	Leads overcome
Montevallo	17	9	24	0	11	0	0	W	69-55	
Mont. St. Billings	16	6	24	8	5	0	3	W	67-61	trailed by 12 2nd-09:46
Tampa	28	2	22	2	11	0	3	W	56-44	trailed by 3 2nd-07:27
Colo. Christian	14	12	18	4	17	1	2	W	60-46	trailed by 2 1st-02:44
Colorado St.-Pueblo	10	0	20	0	9	1	3	L	56-64	lost 5 3rd-04:12
Lander	20	8	26	15	25	3	7	W	76-72	trailed by 13 2nd-04:52
Daemen	15	10	22	2	21	0	0	W	62-37	
Minn.-Crookston	18	19	36	6	21	0	0	W	62-42	
Hawaii Pacific	11	9	30	4	11	0	1	W	73-52	trailed by 2 1st-09:15
West Tex. A&M	22	5	24	4	9	3	3	W	60-49	trailed by 5 1st-03:06
Western N.M.	33	9	26	2	35	0	1	W	67-39	trailed by 1 1st-07:15
Cameron	24	4	34	1	31	0	1	W	75-61	trailed by 9 1st-06:32
Tex. A&M-Kingsville	15	8	20	9	9	2	0	L	42-59	
Tex. A&M Int'l	20	7	24	3	9	0	0	W	62-48	
Ark.-Fort Smith	27	4	28	10	41	0	0	W	71-34	
Tex. A&M-Commerce	8	2	32	8	20	1	0	L	62-66	lost 11 2nd-04:28
Texas-Tyler	7	5	8	2	7	0	3	W	57-37	trailed by 2 1st-07:19
St. Edward's	19	8	36	7	23	0	0	W	64-44	
St. Mary's (TX)	31	4	34	14	30	1	1	W	72-39	trailed by 2 1st-09:33
Angelo St.	5	2	44	2	15	2	4	L	63-67	lost 10 1st-03:04
Tex. Permian Basin	21	16	32	11	20	0	2	W	83-61	trailed by 2 1st-09:56
Totals	381	149	564	114	380	14	34			
Average/Game	18.1	7.1	26.9	5.4	18.1	0.7	1.6			
Opponent	221	156	480	106	302	23	30			
Average/Game	10.5	7.4	22.9	5.0	14.4	1.1	1.4			

LCU - TEAM GAME HIGHS

POINTS	83	at Tex. Permian Basin (01/29/22)
	76	LANDER (11/19/21)
	75	CAMERON (12/16/21)
	73	at Hawaii Pacific (11/26/21)
	72	ST. MARY'S (TX) (01/22/22)
FIELD GOALS MADE	32	at Tex. Permian Basin (01/29/22)
	29	ST. MARY'S (TX) (01/22/22)
FIELD GOAL ATTEMPTS	70	ST. MARY'S (TX) (01/22/22)
	64	at Angelo St. (01/27/22)
FIELD GOAL PERCENTAGE	.561 (32-57)	at Tex. Permian Basin (01/29/22)
	.551 (27-49)	at Hawaii Pacific (11/26/21)
3 PT FIELD GOALS MADE	13	vs Montevallo (11/05/21)
	12	ST. MARY'S (TX) (01/22/22)
	12	at Texas-Tyler (01/15/22)
3 PT FG ATTEMPTS	31	ST. MARY'S (TX) (01/22/22)
	30	at Tex. A&M Int'l (01/02/22)
3 PT FG PERCENTAGE	.500 (12-24)	at Texas-Tyler (01/15/22)
	.500 (11-22)	at Hawaii Pacific (11/26/21)
	.500 (9-18)	ARK.-FORT SMITH (01/06/22)
FREE THROWS MADE	30	LANDER (11/19/21)
	19	DAEMEN (11/20/21)
FREE THROW ATTEMPTS	31	LANDER (11/19/21)
	22	DAEMEN (11/20/21)
FREE THROW PERCENTAGE	1.000 (6-6)	vs Montevallo (11/05/21)
	.968 (30-31)	LANDER (11/19/21)
REBOUNDS	43	vs Minn.-Crookston (11/25/21)
	39	at Texas-Tyler (01/15/22)
ASSISTS	23	ST. MARY'S (TX) (01/22/22)
	20	at Tex. Permian Basin (01/29/22)
STEALS	21	at Tex. A&M Int'l (01/02/22)
	17	ST. MARY'S (TX) (01/22/22)
BLOCKED SHOTS	9	at Tex. A&M-Commerce (01/13/22)
	7	ST. MARY'S (TX) (01/22/22)
TURNOVERS	19	ARK.-FORT SMITH (01/06/22)
	16	LANDER (11/19/21)
FOULS	25	vs Minn.-Crookston (11/25/21)
	21	DAEMEN (11/20/21)

LCU - TEAM GAME LOWS

POINTS	42	at Tex. A&M-Kingsville (12/31/21)
	56	vs Tampa (11/07/21)
	56	vs Colorado St.-Pueblo (11/13/21)
	57	at Texas-Tyler (01/15/22)
	60	at Colo. Christian (11/12/21)
	60	WEST TEX. A&M (12/07/21)
FIELD GOALS MADE	15	at Tex. A&M-Kingsville (12/31/21)
	18	at Colo. Christian (11/12/21)
	18	vs Colorado St.-Pueblo (11/13/21)
FIELD GOAL ATTEMPTS	44	vs Tampa (11/07/21)
	45	LANDER (11/19/21)
FIELD GOAL PERCENTAGE	.294 (15-51)	at Tex. A&M-Kingsville (12/31/21)
	.321 (18-56)	at Colo. Christian (11/12/21)
3 PT FIELD GOALS MADE	1	at Angelo St. (01/27/22)
	4	LANDER (11/19/21)
	4	vs Minn.-Crookston (11/25/21)
	4	at Tex. A&M-Kingsville (12/31/21)
3 PT FG ATTEMPTS	12	ST. EDWARD'S (01/20/22)
	14	at Angelo St. (01/27/22)
3 PT FG PERCENTAGE	.071 (1-14)	at Angelo St. (01/27/22)
	.143 (4-28)	at Tex. A&M-Kingsville (12/31/21)
FREE THROWS MADE	2	ST. MARY'S (TX) (01/22/22)
	5	at Texas-Tyler (01/15/22)
FREE THROW ATTEMPTS	5	ST. MARY'S (TX) (01/22/22)
	6	vs Montevallo (11/05/21)
	6	at Texas-Tyler (01/15/22)
FREE THROW PERCENTAGE	.400 (2-5)	ST. MARY'S (TX) (01/22/22)
	.571 (8-14)	at Tex. A&M-Kingsville (12/31/21)
	.571 (8-14)	at Tex. A&M-Commerce (01/13/22)
REBOUNDS	23	vs Colorado St.-Pueblo (11/13/21)
	23	at Western N.M. (12/11/21)
	23	at Tex. A&M-Kingsville (12/31/21)
ASSISTS	6	at Tex. A&M-Kingsville (12/31/21)
	8	vs Colorado St.-Pueblo (11/13/21)
STEALS	3	at Texas-Tyler (01/15/22)
	4	LANDER (11/19/21)
BLOCKED SHOTS	0	at Hawaii Pacific (11/26/21)
	1	at Mont. St. Billings (11/06/21)
	1	DAEMEN (11/20/21)
	1	CAMERON (12/16/21)
	1	at Angelo St. (01/27/22)
TURNOVERS	7	at Angelo St. (01/27/22)
	7	at Tex. Permian Basin (01/29/22)
FOULS	8	CAMERON (12/16/21)
	8	ARK.-FORT SMITH (01/06/22)

LCU OPPONENT - TEAM GAME HIGHS

POINTS	72	LANDER (11/19/21)
	67	at Angelo St. (01/27/22)
	66	at Tex. A&M-Commerce (01/13/22)
	64	vs Colorado St.-Pueblo (11/13/21)
	61	at Tex. Permian Basin (01/29/22)
	61	CAMERON (12/16/21)
	61	at Mont. St. Billings (11/06/21)
FIELD GOALS MADE	26	at Angelo St. (01/27/22)
	26	LANDER (11/19/21)
FIELD GOAL ATTEMPTS	64	LANDER (11/19/21)
	63	at Tex. A&M-Commerce (01/13/22)
FIELD GOAL PERCENTAGE	.537 (22-41)	at Tex. A&M-Kingsville (12/31/21)
	.473 (26-55)	at Angelo St. (01/27/22)
3 PT FIELD GOALS MADE	9	at Tex. Permian Basin (01/29/22)
	8	vs Colorado St.-Pueblo (11/13/21)
3 PT FG ATTEMPTS	28	at Hawaii Pacific (11/26/21)
	25	vs Colorado St.-Pueblo (11/13/21)
3 PT FG PERCENTAGE	.545 (6-11)	ST. MARY'S (TX) (01/22/22)
	.467 (7-15)	at Tex. A&M-Kingsville (12/31/21)
FREE THROWS MADE	19	at Tex. A&M-Commerce (01/13/22)
	14	vs Minn.-Crookston (11/25/21)
	14	LANDER (11/19/21)
	14	vs Montevallo (11/05/21)
FREE THROW ATTEMPTS	26	at Tex. A&M-Commerce (01/13/22)
	24	vs Montevallo (11/05/21)
FREE THROW PERCENTAGE	1.000 (8-8)	at Mont. St. Billings (11/06/21)
	1.000 (6-6)	CAMERON (12/16/21)
	1.000 (2-2)	ST. EDWARD'S (01/20/22)
REBOUNDS	47	at Tex. A&M-Commerce (01/13/22)
	41	vs Colorado St.-Pueblo (11/13/21)
	41	vs Montevallo (11/05/21)
ASSISTS	18	at Mont. St. Billings (11/06/21)
	15	at Angelo St. (01/27/22)
STEALS	10	LANDER (11/19/21)
	10	vs Colorado St.-Pueblo (11/13/21)
BLOCKED SHOTS	5	at Tex. A&M-Commerce (01/13/22)
	4	at Angelo St. (01/27/22)
	4	ST. EDWARD'S (01/20/22)
	4	vs Minn.-Crookston (11/25/21)
TURNOVERS	34	ST. MARY'S (TX) (01/22/22)
	26	at Tex. A&M Int'l (01/02/22)
FOULS	24	LANDER (11/19/21)
	20	at Mont. St. Billings (11/06/21)

LCU OPPONENT - TEAM GAME LOWS

POINTS	34	ARK.-FORT SMITH (01/06/22)
	37	DAEMEN (11/20/21)
	37	at Texas-Tyler (01/15/22)
	39	at Western N.M. (12/11/21)
	39	ST. MARY'S (TX) (01/22/22)
FIELD GOALS MADE	13	ST. MARY'S (TX) (01/22/22)
	14	DAEMEN (11/20/21)
	14	vs Minn.-Crookston (11/25/21)
	14	ARK.-FORT SMITH (01/06/22)
	14	at Texas-Tyler (01/15/22)
FIELD GOAL ATTEMPTS	41	at Tex. A&M-Kingsville (12/31/21)
	42	ARK.-FORT SMITH (01/06/22)
	42	ST. MARY'S (TX) (01/22/22)
FIELD GOAL PERCENTAGE	.280 (14-50)	at Texas-Tyler (01/15/22)
	.286 (14-49)	DAEMEN (11/20/21)
3 PT FIELD GOALS MADE	0	vs Minn.-Crookston (11/25/21)
	1	DAEMEN (11/20/21)
3 PT FG ATTEMPTS	9	ARK.-FORT SMITH (01/06/22)
	10	at Angelo St. (01/27/22)
3 PT FG PERCENTAGE	.000 (0-12)	vs Minn.-Crookston (11/25/21)
	.077 (1-13)	DAEMEN (11/20/21)
FREE THROWS MADE	2	ST. EDWARD'S (01/20/22)
	4	at Western N.M. (12/11/21)
	4	ARK.-FORT SMITH (01/06/22)
	4	at Texas-Tyler (01/15/22)
FREE THROW ATTEMPTS	2	ST. EDWARD'S (01/20/22)
	5	at Texas-Tyler (01/15/22)
FREE THROW PERCENTAGE	.462 (6-13)	at Colo. Christian (11/12/21)
	.500 (4-8)	ARK.-FORT SMITH (01/06/22)
	.500 (8-16)	DAEMEN (11/20/21)
REBOUNDS	20	ARK.-FORT SMITH (01/06/22)
	24	vs Tampa (11/07/21)
ASSISTS	5	vs Minn.-Crookston (11/25/21)
	5	ARK.-FORT SMITH (01/06/22)
STEALS	0	vs Minn.-Crookston (11/25/21)
	1	DAEMEN (11/20/21)
	1	at Tex. Permian Basin (01/29/22)
BLOCKED SHOTS	0	at Mont. St. Billings (11/06/21)
	0	at Western N.M. (12/11/21)
	0	ARK.-FORT SMITH (01/06/22)
	0	at Texas-Tyler (01/15/22)
	0	at Tex. Permian Basin (01/29/22)
TURNOVERS	7	at Angelo St. (01/27/22)
	9	at Texas-Tyler (01/15/22)
FOULS	11	WEST TEX. A&M (12/07/21)
	11	at Tex. A&M Int'l (01/02/22)

CONFERENCE STATISTICS

#	Player	gp-gs	min	avg	fg-fga	fg%	3fg-fga	3fg%	ft-fa	ft%	off	def	tot	avg	pf	dq	a	to	bik	stl	pts	avg
00	Grace Foster	9-0	146	16.2	25-55	.455	7-23	.304	8-14	.571	11	24	35	3.9	16	1	5	12	2	65	7.2	
01	Ashton Duncan	9-0	254	28.2	23-86	.267	19-75	.253	5-6	.833	0	11	11	1.2	11	0	13	8	1	10	7.8	
02	Maci Maddox	8-0	65	8.1	4-12	.333	1-4	.250	0-0	.000	1	0	1	0.1	1	0	1	5	0	3	9	1.1
03	Audrey Robertson	9-0	141	15.7	14-28	.500	2-9	.222	6-11	.545	4	5	9	1.0	16	0	17	11	3	9	36	4.0
04	Rachel Haase	3-0	11	3.7	0-1	.000	0-1	.000	0-0	.000	0	1	1	0.3	1	0	1	0	0	0	0	0.0
05	Layne Burr	9-9	234	26.0	27-59	.458	7-23	.304	10-13	.769	8	19	27	3.0	18	0	15	7	2	8	71	7.9
12	Savannah Sumrall	4-0	26	6.5	1-5	.200	0-4	.000	4-6	.667	0	0	0	0.0	0	0	0	3	0	0	6	1.5
14	Channing Cunyus	9-9	229	25.4	31-62	.500	14-27	.519	9-11	.818	11	24	35	3.9	19	0	17	14	2	10	85	9.4
15	Shaylee Stovall	8-0	57	7.1	6-10	.600	3-5	.600	0-0	.000	0	3	3	0.4	2	0	1	2	0	4	15	1.9
20	Carli Bostwick	4-0	22	5.5	4-6	.667	1-2	.500	5-5	1.000	0	2	2	0.5	1	0	2	1	0	0	14	3.5
21	Allie Schulte	9-9	251	27.9	47-87	.540	11-31	.355	16-21	.762	7	16	23	2.6	11	0	32	13	5	38	121	13.4
22	Juliana Robertson	9-9	239	26.6	24-55	.436	2-5	.400	5-8	.625	13	48	61	6.8	21	1	21	10	10	18	55	6.1
23	Brylee Winfrey	4-0	26	6.5	1-2	.500	0-0	.000	2-2	1.000	1	7	8	2.0	0	0	4	5	0	2	4	1.0
30	Audrey Spurgin	3-0	23	7.7	2-6	.333	0-0	.000	5-6	.833	1	5	6	2.0	3	0	0	5	0	0	9	3.0
34	Whitney Cox	9-0	57	6.3	6-16	.375	0-0	.000	0-0	.000	3	10	13	1.4	6	0	4	6	3	1	12	1.3
40	Reese Schumann	3-0	19	6.3	2-5	.400	0-0	.000	0-2	.000	3	0	3	1.0	2	0	0	2	0	0	4	1.3
Team											13	18	31				10					
Total.....		9	1800		217-495	.438	67-209	.321	75-105	.714	76	193	269	29.9	128	2	133	114	38	105	576	64.0
Opponents.....		9	1800		168-439	.383	41-124	.331	78-120	.650	83	210	293	32.6	122	1	95	171	18	52	455	50.6

HOME STATISTICS

#	Player	gp-gs	min	avg	fg-fga	fg%	3fg-fga	3fg%	ft-fa	ft%	off	def	tot	avg	pf	dq	a	to	bik	stl	pts	avg
00	Grace Foster	7-0	111	15.9	27-47	.574	6-16	.375	9-10	.900	10	21	31	4.4	7	0	5	9	5	1	69	9.9
01	Ashton Duncan	7-7	188	26.9	25-65	.385	18-45	.400	5-6	.833	1	10	11	1.6	9	0	4	8	1	9	73	10.4
02	Maci Maddox	7-0	81	11.6	6-16	.375	0-3	.000	6-6	1.000	1	2	3	0.3	3	0	3	5	0	3	18	2.6
03	Audrey Robertson	7-0	112	16.0	9-24	.375	2-6	.333	6-8	.750	2	2	4	0.6	11	0	10	6	2	5	26	3.7
04	Rachel Haase	2-0	9	4.5	0-1	.000	0-1	.000	0-0	.000	0	0	0	0.0	1	0	0	0	0	0	0	0.0
05	Layne Burr	7-7	175	25.0	19-43	.442	7-19	.368	7-7	1.000	6	18	24	3.4	12	0	18	8	1	6	52	7.4
12	Savannah Sumrall	4-0	27	6.8	1-6	.167	0-4	.000	4-6	.667	0	0	0	0.0	0	0	2	3	0	1	6	1.5
14	Channing Cunyus	7-7	167	23.9	16-33	.485	5-13	.385	13-17	.765	3	19	22	3.1	9	0	13	8	1	8	50	7.1
15	Shaylee Stovall	5-0	41	8.2	5-8	.625	3-4	.750	0-0	.000	0	2	2	0.4	2	0	2	2	0	2	13	2.6
20	Carli Bostwick	4-0	23	5.8	4-5	.800	1-1	1.000	5-5	1.000	0	2	2	0.5	1	0	2	2	0	1	14	3.5
21	Allie Schulte	7-7	180	25.7	26-46	.565	5-12	.417	19-19	1.000	5	16	21	3.0	6	0	25	8	2	17	76	10.9
22	Juliana Robertson	7-7	154	22.0	19-44	.432	2-7	.286	9-13	.692	13	36	49	7.0	14	1	12	12	8	12	49	7.0
23	Brylee Winfrey	4-0	27	6.8	2-8	.250	1-3	.333	4-5	.800	0	7	7	1.8	2	0	4	5	0	2	9	2.3
30	Audrey Spurgin	4-0	27	6.8	2-6	.333	0-0	.000	5-6	.833	1	6	7	1.8	4	0	0	6	0	0	9	2.3
34	Whitney Cox	7-0	55	7.9	5-17	.294	0-0	.000	2-4	.500	4	8	12	1.7	7	0	3	4	4	1	12	1.7
40	Reese Schumann	4-0	23	5.8	2-5	.400	0-0	.000	0-2	.000	3	0	3	0.8	3	0	0	2	0	0	4	1.0
Team											10	20	30				4					
Total.....		7	1400		168-374	.449	50-134	.373	94-114	.825	59	168	227	32.4	91	1	103	92	24	68	480	68.6
Opponents.....		7	1402		129-360	.358	27-106	.255	51-77	.662	74	157	231	33.0	110	2	64	144	13	41	336	48.0

AWAY STATISTICS

#	Player	gp-gs	min	avg	fg-fga	fg%	3fg-fga	3fg%	ft-fa	ft%	off	def	tot	avg	pf	dq	a	to	bik	stl	pts	avg
00	Grace Foster	10-0	150	15.0	20-50	.400	6-21	.286	11-17	.647	6	20	26	2.6	16	1	6	13	10	2	57	5.7
01	Ashton Duncan	10-10	304	30.4	33-99	.333	23-81	.284	11-14	.786	2	19	21	2.1	12	0	16	6	1	7	100	10.0
02	Maci Maddox	8-0	66	8.3	2-14	.143	1-3	.333	0-0	.000	0	3	3	0.4	1	0	3	3	0	4	5	0.6
03	Audrey Robertson	10-0	165	16.5	19-37	.514	4-13	.308	6-10	.600	6	8	14	1.4	13	0	11	9	3	8	48	4.8
04	Rachel Haase	1-0	2	2.0	0-0	.000	0-0	.000	0-0	.000	0	1	1	1.0	0	0	1	0	0	0	0	0.0
05	Layne Burr	10-10	282	28.2	33-69	.478	5-21	.238	15-21	.714	7	21	28	2.8	23	0	22	8	2	11	86	8.6
12	Savannah Sumrall	4-0	19	4.8	1-2	.500	0-0	.000	0-0	.000	1	2	3	0.8	2	0	0	3	0	1	2	0.5
14	Channing Cunyus	10-10	280	28.0	37-79	.468	17-36	.472	15-17	.882	14	32	46	4.6	18	0	18	13	1	14	106	10.6
15	Shaylee Stovall	8-0	49	6.1	3-6	.500	2-4	.500	4-6	.667	0	5	5	0.6	2	0	0	1	0	2	12	1.5
20	Carli Bostwick	4-0	15	3.8	1-3	.333	0-0	.000	0-2	.000	0	0	0	0.0	1	0	0	1	0	1	2	0.5
21	Allie Schulte	10-10	298	29.8	49-101	.485	14-42	.333	23-28	.821	6	24	30	3.0	15	0	30	16	5	42	135	13.5
22	Juliana Robertson	10-10	279	27.9	27-61	.443	1-5	.200	6-10	.600	14	57	71	7.1	31	2	17	18	6	11	61	6.1
23	Brylee Winfrey	4-0	20	5.0	0-2	.000	0-2	.000	0-0	.000	1	3	4	1.0	3	0	3	1	0	1	0	0.0
30	Audrey Spurgin	3-0	10	3.3	0-5	.000	0-0	.000	1-2	.500	0	0	0	0.0	3	0	0	1	0	0	1	0.3
34	Whitney Cox	10-0	50	5.0	6-9	.667	0-0	.000	5-6	.833	0	9	9	0.9	7	0	3	5	1	1	17	1.7
40	Reese Schumann	3-0	11	3.7	1-2	.500	0-0	.000	2-2	1.000	2	3	5	1.7	0	0	0	0	0	0	4	1.3
Team											10	17	27				11					
Total.....		10	2000		232-539	.430	73-230	.317	99-135	.733	69	224	293	29.3	147	3	130	109	29	105	636	63.6
Opponents.....		10	2000		196-510	.384	51-164	.311	93-142	.655	89	236	325	32.5	145	2	114	158	15	48	536	53.6

NEUTRAL SITE STATISTICS

#	Player	Total					3-Point		F-Throw		Rebounds											
		gp-gs	min	avg	fg-fga	fg%	3fg-fga	3fg%	ft-fa	ft%	off	def	tot	avg	pf	dq	a	to	bik	stl	pts	avg
00	Grace Foster	4-0	64	16.0	13-23	.565	3-9	.333	0-1	.000	4	15	19	4.8	7	0	2	6	4	2	29	7.3
01	Ashton Duncan	4-4	117	29.3	17-39	.436	11-31	.355	2-2	1.000	2	11	13	3.3	4	0	3	4	0	2	47	11.8
02	Maci Maddox	4-0	33	8.3	1-3	.333	0-0	.000	0-0	.000	0	0	0	0.0	1	0	1	0	0	2	2	0.5
03	Audrey Robertson	4-0	61	15.3	5-20	.250	0-6	.000	4-6	.667	3	2	5	1.3	3	0	1	2	0	3	14	3.5
05	Layne Burr	4-4	119	29.8	13-31	.419	4-11	.364	6-6	1.000	3	9	12	3.0	13	0	9	6	2	6	36	9.0
12	Savannah Sumrall	2-0	9	4.5	0-1	.000	0-0	.000	0-0	.000	0	0	0	0.0	0	0	0	1	0	0	0	0.0
14	Channing Cunyus	4-4	98	24.5	12-23	.522	6-13	.462	1-2	.500	3	12	15	3.8	9	0	8	5	3	5	31	7.8
15	Shaylee Stovall	4-0	19	4.8	0-2	.000	0-2	.000	0-0	.000	0	2	2	0.5	2	0	2	0	0	0	0	0.0
20	Carli Bostwick	2-0	7	3.5	0-3	.000	0-1	.000	0-0	.000	0	1	1	0.5	1	0	0	0	0	0	0	0.0
21	Allie Schulte	4-4	113	28.3	18-36	.500	5-14	.357	12-14	.857	2	17	19	4.8	7	0	21	6	1	8	53	13.3
22	Juliana Robertson	4-4	114	28.5	8-27	.296	2-9	.222	6-6	1.000	3	21	24	6.0	11	0	7	8	2	3	24	6.0
23	Brylee Winfrey	2-0	10	5.0	0-3	.000	0-2	.000	2-2	1.000	0	1	1	0.5	1	0	1	3	1	0	2	1.0
30	Audrey Spurgin	3-0	13	4.3	0-1	.000	0-0	.000	2-2	1.000	0	3	1	1.0	4	0	0	2	1	2	0	0.7
34	Whitney Cox	3-0	17	5.7	0-3	.000	0-0	.000	0-2	.000	0	1	1	0.3	5	0	2	2	1	0	0	0.0
40	Reese Schumann	1-0	6	6.0	1-2	.500	0-0	.000	1-2	.500	2	3	5	5.0	2	0	0	0	0	0	3	3.0
Team											2	5	7				4					
Total.....		4	800		88-217	.406	31-98	.316	36-45	.800	24	103	127	31.8	70	0	57	49	15	33	243	60.8
Opponents.....		4	800		72-204	.353	18-70	.257	43-65	.662	33	102	135	33.8	54	0	35	61	10	19	205	51.2

LUBBOCK CHRISTIAN UNIVERSITY WOMEN'S BASKETBALL GAME NOTES

Lubbock Christian Overall/Conference Statistics (as of Jan 31, 2022)

All games

SUMMARY	Overall Statistics										Conference Statistics									
	gp-gs	min/g	fg%	3fg%	ft%	r/g	a/g	stl	blk	pts/g	gp-gs	min/g	fg%	3fg%	ft%	r/g	a/g	stl	blk	pts/g
Grace Foster	21-0	15.5	.500	.326	.714	3.6	0.6	5	19	7.4	9-0	16.2	.455	.304	.571	3.9	0.6	2	12	7.2
Ashton Duncan	21-21	29.0	.369	.331	.818	2.1	1.1	18	2	10.5	9-9	28.2	.267	.253	.833	1.2	1.4	10	1	7.8
Maci Maddox	19-0	9.5	.273	.167	1.000	0.3	0.4	9	0	1.3	8-0	8.1	.333	.250	.000	0.1	0.1	3	0	1.1
Audrey Robertson	21-0	16.1	.407	.240	.667	1.1	1.0	16	5	4.2	9-0	15.7	.500	.222	.545	1.0	1.9	9	3	4.0
Rachel Haase	3-0	3.7	.000	.000	.000	0.3	0.3	0	0	0.0	3-0	3.7	.000	.000	.000	0.3	0.3	0	0	0.0
Laynee Burr	21-21	27.4	.455	.314	.824	3.0	2.3	23	5	8.3	9-9	26.0	.458	.304	.769	3.0	1.7	8	2	7.9
Savannah Sumrall	10-0	5.5	.222	.000	.667	0.3	0.2	2	0	0.8	4-0	6.5	.200	.000	.667	0.0	0.0	0	0	1.5
Channing Cunyus	21-21	26.0	.481	.452	.806	4.0	1.9	27	5	8.9	9-9	25.4	.500	.519	.818	3.9	1.9	10	2	9.4
Shaylee Stovall	17-0	6.4	.500	.500	.667	0.5	0.2	4	0	1.5	8-0	7.1	.600	.600	.000	0.4	0.1	4	0	1.9
Carli Bostwick	10-0	4.5	.455	.250	.714	0.3	0.2	2	0	1.6	4-0	5.5	.667	.500	1.000	0.5	0.5	0	0	3.5
Allie Schulte	21-21	28.1	.508	.353	.885	3.3	3.6	67	8	12.6	9-9	27.9	.540	.355	.762	2.6	3.6	38	5	13.4
Juliana Robertson	21-21	26.0	.409	.238	.724	6.9	1.7	26	16	6.4	9-9	26.6	.436	.400	.625	6.8	2.3	18	10	6.1
Brylee Winfrey	10-0	5.7	.154	.143	.857	1.2	0.8	3	1	1.1	4-0	6.5	.500	.000	1.000	2.0	1.0	2	0	1.0
Audrey Spurgin	10-0	5.0	.167	.000	.800	1.0	0.0	2	1	1.2	3-0	7.7	.333	.000	.833	2.0	0.0	0	0	3.0
Whitney Cox	20-0	6.1	.379	.000	.583	1.1	0.4	2	6	1.5	9-0	6.3	.375	.000	.000	1.4	0.4	1	3	1.3
Reese Schumann	8-0	5.0	.444	.000	.500	1.6	0.0	0	0	1.4	3-0	6.3	.400	.000	.000	1.0	0.0	0	0	1.3
Totals	21		.432	.333	.779	30.8	13.8	206	68	64.7	9		.438	.321	.714	29.9	14.8	105	38	64.0
Opponent	21		.370	.282	.658	32.9	10.1	108	38	51.3	9		.383	.331	.650	32.6	10.6	52	18	50.6

SCORING	Overall Statistics										Conference Statistics									
	fg-fga	fg%	3fg-fga	3fg%	ft-fa	ft%	pts	pts/g	fg-fga	fg%	3fg-fga	3fg%	ft-fa	ft%	pts	pts/g	fg-fga	fg%	3fg-fga	3fg%
Grace Foster	60-120	.500	15-46	.326	20-28	.714	155	7.4	25-55	.455	7-23	.304	8-14	.571	65	7.2	25-55	.455	7-23	.304
Ashton Duncan	75-203	.369	52-157	.331	18-22	.818	220	10.5	23-86	.267	19-75	.253	5-6	.833	70	7.8	23-86	.267	19-75	.253
Maci Maddox	9-33	.273	1-6	.167	6-6	1.000	25	1.3	4-12	.333	1-4	.250	0-0	.000	9	1.1	4-12	.333	1-4	.250
Audrey Robertson	33-81	.407	6-25	.240	16-24	.667	88	4.2	14-28	.500	2-9	.222	6-11	.545	36	4.0	14-28	.500	2-9	.222
Rachel Haase	0-1	.000	0-1	.000	0-0	.000	0	0.0	0-1	.000	0-1	.000	0-0	.000	0	0.0	0-1	.000	0-1	.000
Laynee Burr	65-143	.455	16-51	.314	28-34	.824	174	8.3	27-69	.458	7-23	.304	10-13	.769	71	7.9	27-69	.458	7-23	.304
Savannah Sumrall	2-9	.222	0-4	.000	4-6	.667	8	0.8	1-5	.200	0-4	.000	4-6	.667	6	1.5	1-5	.200	0-4	.000
Channing Cunyus	65-135	.481	28-62	.452	29-36	.806	187	8.9	31-62	.500	14-27	.519	9-11	.818	85	9.4	31-62	.500	14-27	.519
Shaylee Stovall	8-16	.500	5-10	.500	4-6	.667	25	1.5	6-10	.600	3-5	.600	0-0	.000	15	1.9	6-10	.600	3-5	.600
Carli Bostwick	5-11	.455	1-4	.250	5-7	.714	16	1.6	4-6	.667	1-2	.500	5-5	1.000	14	3.5	4-6	.667	1-2	.500
Allie Schulte	93-183	.508	24-68	.353	54-61	.885	264	12.6	47-87	.540	11-31	.355	16-21	.762	121	13.4	47-87	.540	11-31	.355
Juliana Robertson	54-132	.409	5-21	.238	21-29	.724	134	6.4	24-55	.436	2-5	.400	5-8	.625	55	6.1	24-55	.436	2-5	.400
Brylee Winfrey	2-13	.154	1-7	.143	6-7	.857	11	1.1	1-2	.500	0-0	.000	2-2	1.000	4	1.0	1-2	.500	0-0	.000
Audrey Spurgin	2-12	.167	0-0	.000	8-10	.800	12	1.2	2-6	.333	0-0	.000	5-6	.833	9	3.0	2-6	.333	0-0	.000
Whitney Cox	11-29	.379	0-0	.000	7-12	.583	29	1.5	6-16	.375	0-0	.000	0-0	.000	12	1.3	6-16	.375	0-0	.000
Reese Schumann	4-9	.444	0-0	.000	3-6	.500	11	1.4	2-5	.400	0-0	.000	0-2	.000	4	1.3	2-5	.400	0-0	.000
Totals	488-1130	.432	154-462	.333	229-294	.779	1359	64.7	217-495	.438	67-209	.321	75-105	.714	576	64.0	217-495	.438	67-209	.321
Opponent	397-1074	.370	96-340	.282	187-284	.658	1077	51.3	168-439	.383	41-124	.331	78-120	.650	455	50.6	168-439	.383	41-124	.331

TOTALS	Overall Statistics										Conference Statistics									
	o-reb	d-reb	total	pf	fo	a	to	a/to	hi	pts	o-reb	d-reb	total	pf	fo	a	to	a/to	hi	pts
Grace Foster	20	56	76	30	1	13	28	0.5	20	11	24	35	16	1	5	12	0.4	20	11	24
Ashton Duncan	5	40	45	25	0	23	18	1.3	24	0	11	11	11	0	13	8	1.6	24	0	11
Maci Maddox	1	4	5	0	7	8	0.9	4	4	1	0	1	1	0	1	5	0.2	4	1	0
Audrey Robertson	11	12	23	27	0	22	17	1.3	12	4	5	9	16	0	17	11	1.5	11	4	9
Rachel Haase	0	1	1	1	0	1	0	0.0	0	0	1	1	1	0	1	0	0.0	0	0	0
Laynee Burr	16	48	64	48	0	49	22	2.2	19	8	19	27	18	0	15	7	2.1	12	8	19
Savannah Sumrall	1	2	3	2	0	2	7	0.3	4	0	0	0	0	0	0	3	0.0	4	0	0
Channing Cunyus	20	63	83	36	0	39	26	1.5	24	11	24	35	19	0	17	14	1.2	24	11	24
Shaylee Stovall	0	9	9	6	0	4	3	1.3	6	0	3	3	2	0	1	2	0.5	6	0	3
Carli Bostwick	0	3	3	3	0	2	3	0.7	6	0	2	2	1	0	2	1	2.0	6	0	3
Allie Schulte	13	57	70	28	0	76	30	2.5	23	7	16	23	11	0	32	13	2.5	23	7	16
Juliana Robertson	30	114	144	56	3	36	38	0.9	14	13	48	61	21	1	21	10	2.1	11	13	48
Brylee Winfrey	1	11	12	6	0	8	9	0.9	5	1	7	8	0	0	4	5	0.8	4	1	7
Audrey Spurgin	1	9	10	11	0	0	9	0.0	7	1	5	6	3	0	0	5	0.0	7	1	5
Whitney Cox	4	18	22	19	0	8	11	0.7	4	3	10	13	6	0	4	6	0.7	4	3	10
Reese Schumann	7	6	13	5	0	0	2	0.0	4	3	0	3	2	0	0	2	0.0	4	3	0
Totals	152	495	647	308	4	290	250	1.2	83	76	193	269	128	2	133	114	1.2	83	76	193
Opponent	196	495	691	309	4	213	363	0.6	72	83	210	293	122	1	95	171	0.6	72	83	210

Lubbock Christian Season/Career Statistics (as of Jan 31, 2022)

All games

SEASON STATISTICS											CAREER STATISTICS										
SUMMARY	gp-gs	min/g	fg%	3fg%	ft%	r/g	a/g	stl	blk	pts/g	gp-gs	min/g	fg%	3fg%	ft%	r/g	a/g	stl	blk	pts/g	
Grace Foster	21-0	15.5	.500	.326	.714	3.6	0.6	5	19	7.4	21-0	15.5	.500	.326	.714	3.6	0.6	5	19	7.4	
Ashton Duncan	21-21	29.0	.369	.331	.818	2.1	1.1	18	2	10.5	124-71	20.0	.407	.381	.747	1.8	1.1	82	17	7.6	
Maci Maddox	19-0	9.5	.273	.167	1.000	0.3	0.4	9	0	1.3	34-0	8.2	.379	.286	1.000	0.4	0.4	22	0	1.7	
Audrey Robertson	21-0	16.1	.407	.240	.667	1.1	1.0	16	5	4.2	41-0	12.5	.395	.231	.697	1.1	0.8	25	3	3.0	
Rachel Haase	3-0	3.7	.000	.000	.000	0.3	0.3	0	0	0.0	3-0	3.7	.000	.000	.000	0.3	0.3	0	0	0.0	
Laynee Burr	21-21	27.4	.455	.314	.824	3.0	2.3	23	5	8.3	100-21	16.1	.458	.308	.799	1.7	1.1	77	8	5.1	
Savannah Sumrall	10-0	5.5	.222	.000	.667	0.3	0.2	2	0	0.8	43-0	6.6	.433	.375	.778	0.6	0.2	6	2	1.9	
Channing Cunyus	21-21	26.0	.481	.452	.806	4.0	1.9	27	5	8.9	95-21	15.3	.490	.430	.800	2.4	1.2	70	29	5.1	
Shaylee Stovall	17-0	6.4	.500	.500	.667	0.5	0.2	4	0	1.5	33-0	5.8	.587	.400	.800	0.4	0.5	5	0	1.2	
Carli Bostwick	10-0	4.5	.455	.500	.714	0.2	0.2	1	0	1.6	10-0	4.5	.455	.250	.714	0.3	0.2	0	0	1.6	
Allie Schulte	21-21	28.1	.508	.353	.885	3.3	3.6	67	8	12.6	144-111	24.6	.528	.435	.821	3.2	2.8	296	38	10.3	
Juliana Robertson	21-21	26.0	.409	.238	.724	6.9	1.7	26	6	6.4	129-62	17.8	.466	.239	.722	4.5	1.5	95	71	4.6	
Brylee Winfree	10-0	5.7	.154	.143	.857	1.2	0.8	3	1	1.1	41-0	5.1	.242	.103	.857	0.9	0.4	12	2	1.1	
Audrey Spurgin	10-0	5.0	.167	.000	.800	1.0	0.0	2	1	1.2	10-0	5.0	.167	.000	.800	1.0	0.0	2	1	1.2	
Whitney Cox	20-0	6.1	.379	.000	.583	1.1	0.4	2	6	1.5	53-0	7.4	.317	.000	.515	1.6	0.3	11	28	1.6	
Reese Schumann	8-0	5.0	.444	.000	.500	1.6	0.0	0	0	1.4	8-0	5.0	.444	.000	.500	1.6	0.0	0	0	1.4	
SCORING	fg-p/ga	ft-g/fta	3fg-p/ga	3fg/g	ft-t/fta	r/g	pts/g	pts/g			fg-p/ga	ft-g/fta	3fg-p/ga	3fg/g	ft-t/fta	ft%	pts	pts/g			
Grace Foster	60-120	500-15-46	326-20-28	714	55	7.4	7.4	7.4	60-120	500-15-46	326-20-28	714	155	7.4	7.4	155	7.4	7.4	155	7.4	
Ashton Duncan	95-203	369-52-157	331-18-22	818	220	10.5	10.5	10.5	95-203	407-238-625	381-56-75	747	940	7.6	7.6	940	7.6	7.6	940	7.6	
Maci Maddox	7-23	273-16	1-67	6	1,000	25	1.3	1.3	22-58	379-14	1-286	9	1,000	57	1.7	1.7	1.7	1.7	1.7	1.7	
Audrey Robertson	33-81	407-6-25	24-16-24	.667	88	4.2	4.2	4.2	45-114	395-9-39	231-23-33	.697	122	30	3.0	3.0	3.0	3.0	3.0	3.0	
Rachel Haase	0-1	.000	0-1	.000	0	.000	0.0	0.0	0-1	.000	0-1	.000	0	.000	0.0	0.0	0.0	0.0	0.0	0.0	
Laynee Burr	65-143	.455-16-51	314-28-34	.824	174	8.3	8.3	8.3	178-369	.458-37-120	.308-115-144	.799	508	5.1	5.1	5.1	5.1	5.1	5.1	5.1	
Savannah Sumrall	2-9	.222	0-4	.000	.667	8	0.8	0.8	26-80	.433-15-40	.375-14-18	.778	81	1.9	1.9	1.9	1.9	1.9	1.9	1.9	
Channing Cunyus	65-135	.481-28-62	.452-29-36	.806	187	8.9	8.9	8.9	172-351	.490-65-151	.430-72-90	.800	481	5.1	5.1	5.1	5.1	5.1	5.1	5.1	
Shaylee Stovall	8-16	.500	5-10	.500	.667	25	1.5	1.5	1-31	.387-8-20	.400-8-10	.800	40	1.2	1.2	1.2	1.2	1.2	1.2	1.2	
Carli Bostwick	5-11	.455	1-4	.250	.57	1.16	1.6	1.6	5-11	.455	1-4	.250	.57	1.16	1.6	1.6	1.6	1.6	1.6	1.6	
Allie Schulte	83-183	.508-24-68	.353-54-61	.885	264	12.6	12.6	12.6	527-99	.528-169-373	.435-253-308	.821	476	10.3	10.3	10.3	10.3	10.3	10.3	10.3	
Juliana Robertson	54-132	.409-5-21	.238-21-29	.724	134	6.4	6.4	6.4	221-474	.466-16-67	.239-140-194	.722	596	7.6	7.6	7.6	7.6	7.6	7.6	7.6	
Brylee Winfree	2-13	.154	-7	.143	.67	.857	1.1	1.1	15-62	.242-3-29	.103-12-14	.857	45	1.1	1.1	1.1	1.1	1.1	1.1	1.1	
Audrey Spurgin	2-12	.167	0-0	.000	.8-10	.800	1.2	1.2	2-12	.167	0-0	.000	8-10	.800	1.2	1.2	1.2	1.2	1.2	1.2	
Whitney Cox	11-29	.379	0-0	.000	7-12	.583	29	2.9	33-104	.317	0-6	.000	17-33	.515	83	1.6	1.6	1.6	1.6	1.6	
Reese Schumann	4-9	.444	0-0	.000	3-6	.500	1.1	1.4	4-9	.444	0-0	.000	3-6	.500	1.1	1.4	1.4	1.4	1.4	1.4	
TOTALS	o-r/b	d-r/b	t-r/b	pf	fo	ast	to	a/t/o	o-r/b	d-r/b	t-r/b	pf	fo	ast	to	a/t/o					
Grace Foster	20	56	76	30	1	13	28	0.5	20	56	76	30	1	13	28	0.5	0.5	0.5	0.5	0.5	
Ashton Duncan	5	40	45	25	0	23	18	0.3	38	180	218	120	0	131	81	1.6	1.6	1.6	1.6		
Maci Maddox	1	4	5	5	0	7	8	0.9	4	10	14	10	0	15	15	1.1	1.1	1.1	1.1		
Audrey Robertson	11	12	23	27	0	22	17	0.3	28	19	47	41	0	33	29	1.1	1.1	1.1	1.1		
Rachel Haase	0	1	1	1	0	1	0	0.0	0	1	1	1	0	1	0	0.0	0.0	0.0	0.0		
Laynee Burr	16	48	64	48	0	49	22	0.2	52	120	170	142	1	109	88	1.2	1.2	1.2	1.2		
Savannah Sumrall	1	2	3	2	0	2	7	0.3	4	23	27	14	0	10	25	0.4	0.4	0.4	0.4		
Channing Cunyus	20	63	83	36	0	39	26	1.5	48	178	226	118	0	110	85	1.3	1.3	1.3	1.3		
Shaylee Stovall	0	9	9	6	0	4	3	1.3	1	13	14	0	0	15	7	2.1	2.1	2.1	2.1		
Carli Bostwick	0	3	3	3	0	2	3	0.7	0	3	3	3	0	2	3	0.7	0.7	0.7	0.7		
Allie Schulte	13	57	70	28	0	76	30	2.5	105	352	457	188	2	399	223	1.8	1.8	1.8	1.8		
Juliana Robertson	30	114	144	56	3	36	38	0.9	163	419	582	235	5	191	171	1.1	1.1	1.1	1.1		
Brylee Winfree	1	1	11	1	6	8	9	0.9	7	29	36	19	0	18	26	0.9	0.9	0.9	0.9		
Audrey Spurgin	1	1	10	11	0	0	9	0.0	0	9	10	11	0	0	0	0.0	0.0	0.0	0.0		
Whitney Cox	4	18	22	19	0	8	11	0.7	13	74	87	50	0	17	22	0.8	0.8	0.8	0.8		
Reese Schumann	7	6	13	5	0	2	0.0	7	6	13	5	0	0	2	0.0	0.0	0.0	0.0	0.0		

CAREER STATISTICS

BOSTWICK, Carli

				Field Goals		3-Point		F-Throws		Rebounds									Scoring	
SEASON	TEAM	GP-GS	MIN/AVG	FG-FGA	FG%	3FG-3FGA	3FG%	FT-FTA	FT%	OFF	DEF	TOT	AVG	PF-FO	A	TO	BLK	STL	PTS	AVG
2021-22	LCU	10-0	46/4.6	5-11	.455	1-4	.250	5-7	.714	0	3	3	0.3	3-0	2	3	0	2	16	1.6
TOTAL		10-0	46/4.6	5-11	.455	1-4	.250	5-7	.714	0	3	3	0.3	3-0	2	3	0	2	16	1.6

Single Game Highs

Statistic	Value	
Points	6	vs St. Edward's 01/20/22
Rebounds	1	vs Montevallo 11/05/21, vs Ark.-Fort Smith 01/06/22, vs St. Mary's (TX) 01/22/22
Assists	1	vs Ark.-Fort Smith 01/06/22, vs St. Mary's (TX) 01/22/22
Steals	1	at Hawaii Pacific 11/26/21, vs Daemen 11/20/21
FG Made	1	5 times
FG Attempts	3	vs Minn.-Crookston 11/25/21
3FG Made	1	vs Ark.-Fort Smith 01/06/22
3FG Attempts	1	4 times
FT Made	4	vs St. Edward's 01/20/22
FT Attempts	4	vs St. Edward's 01/20/22

BURR, Laynee

				Field Goals		3-Point		F-Throws		Rebounds									Scoring	
SEASON	TEAM	GP-GS	MIN/AVG	FG-FGA	FG%	3FG-3FGA	3FG%	FT-FTA	FT%	OFF	DEF	TOT	AVG	PF-FO	A	TO	BLK	STL	PTS	AVG
2018-19	LCU	25-0	194/7.8	22-49	.449	9-21	.429	12-15	.800	5	4	9	0.4	14-0	9	14	1	11	65	2.6
2019-20	LCU	31-0	474/15.3	51-109	.468	7-30	.233	36-49	.735	11	30	41	1.3	43-0	29	28	1	18	145	4.7
2020-21	LCU	23-0	371/16.1	40-88	.455	5-18	.278	39-46	.848	18	38	56	2.4	37-1	22	24	1	25	124	5.4
2021-22	LCU	21-21	578/27.5	65-143	.455	16-51	.314	28-34	.824	16	48	64	3.0	48-0	49	22	5	23	174	8.3
TOTAL		100-21	1617/16.2	178-389	.458	37-120	.308	115-144	.799	50	120	170	1.7	142-1	109	88	8	77	508	5.1

Single Game Highs

Statistic	Value	
Points	19	at Colo. Christian 11/12/21
Rebounds	6	vs St. Mary's (TX) 01/22/22
Assists	6	vs Montevallo 11/05/21
Steals	4	vs Midwestern St. 01/27/21, vs Montevallo 11/05/21
Blocks	1	8 times
FG Made	7	at Colo. Christian 11/12/21
FG Attempts	12	at Colo. Christian 11/12/21
3FG Made	2	6 times
3FG Attempts	5	at Colo. Christian 11/12/21, vs St. Mary's (TX) 01/22/22
FT Made	6	vs Tex. A&M Int'l 01/22/21, vs Cameron 03/05/21
FT Attempts	8	vs Tex. A&M Int'l 01/22/21

LUBBOCK CHRISTIAN UNIVERSITY WOMEN'S BASKETBALL GAME NOTES
COX, Whitney

				Field Goals		3-Point		F-Throws		Rebounds										Scoring	
SEASON	TEAM	GP-GS	MIN/AVG	FG-FGA	FG%	3FG-3FGA	3FG%	FT-FTA	FT%	OFF	DEF	TOT	AVG	PF-FO	A	TO	BLK	STL		PTS	AVG
2019-20	LCU	15-0	107/7.1	8-32	.250	0-5	.000	5-8	.625	5	21	26	1.7	13-0	3	3	9	3		21	1.4
2020-21	LCU	18-0	161/9.0	14-43	.326	0-1	.000	5-13	.385	4	35	39	2.2	18-0	6	8	13	6		33	1.8
2021-22	LCU	20-0	120/6.0	11-29	.379	0-0	.000	7-12	.583	4	18	22	1.1	19-0	8	11	6	2		29	1.5
TOTAL		53-0	388/7.3	33-104	.317	0-6	.000	17-33	.515	13	74	87	1.6	50-0	17	22	28	11		83	1.6

Single Game Highs

Statistic	Value	
Points	5	vs Western N.M. 02/11/21
Rebounds	5	vs St. Mary's (TX) 12/11/20
Assists	2	at Western N.M. 12/11/21
Steals	2	vs Western N.M. 02/11/21
Blocks	3	vs Tex. A&M Int'l 01/23/21, vs St. Mary's (TX) 12/11/20, vs Angelo St. 01/16/21
FG Made	2	7 times
FG Attempts	7	vs St. Mary's (TX) 12/12/20
3FG Attempts	1	6 times
FT Made	4	at Western N.M. 12/11/21
FT Attempts	4	4 times

CUNYUS, Channing

				Field Goals		3-Point		F-Throws		Rebounds										Scoring	
SEASON	TEAM	GP-GS	MIN/AVG	FG-FGA	FG%	3FG-3FGA	3FG%	FT-FTA	FT%	OFF	DEF	TOT	AVG	PF-FO	A	TO	BLK	STL		PTS	AVG
2018-19	LCU	22-0	158/7.2	17-29	.586	2-5	.400	14-20	.700	4	33	37	1.7	15-0	16	10	0	11		50	2.3
2019-20	LCU	31-0	402/13.0	44-89	.494	19-39	.487	14-16	.875	14	48	62	2.0	33-0	34	22	9	12		121	3.9
2020-21	LCU	21-0	342/16.3	46-98	.469	16-45	.356	15-18	.833	10	34	44	2.1	34-0	21	27	15	20		123	5.9
2021-22	LCU	21-21	544/25.9	65-135	.481	28-62	.452	29-36	.806	20	63	83	4.0	36-0	39	26	5	27		187	8.9
TOTAL		95-21	1446/15.2	172-351	.490	65-151	.430	72-90	.800	48	178	226	2.4	118-0	110	85	29	70		481	5.1

Single Game Highs

Statistic	Value	
Points	24	at Tex. Permian Basin 01/29/22
Rebounds	10	at Angelo St. 01/27/22
Assists	5	vs St. Mary's (TX) 01/23/20, at Tex. A&M Int'l 01/02/22
Steals	4	at Tex. A&M Int'l 01/02/22
Blocks	2	5 times
FG Made	8	at Tex. Permian Basin 01/29/22
FG Attempts	12	at Tex. Permian Basin 01/29/22
3FG Made	6	at Tex. Permian Basin 01/29/22
3FG Attempts	8	at Tex. Permian Basin 01/29/22
FT Made	6	at Colo. Christian 11/12/21
FT Attempts	8	vs Cameron 12/16/21

DUNCAN, Ashton

				Field Goals		3-Point		F-Throws		Rebounds									Scoring	
SEASON	TEAM	GP-GS	MIN/AVG	FG-FGA	FG%	3FG-3FGA	3FG%	FT-FTA	FT%	OFF	DEF	TOT	AVG	PF-FO	A	TO	BLK	STL	PTS	AVG
2017-18	LCU	18-0	118/6.6	15-39	.385	12-28	.429	1-2	.500	4	19	23	1.3	10-0	11	5	2	9	43	2.4
2018-19	LCU	31-0	302/9.7	38-121	.314	26-93	.280	8-13	.615	12	23	35	1.1	14-0	17	12	2	7	110	3.5
2019-20	LCU	31-27	774/25.0	105-222	.473	79-182	.434	9-11	.818	7	53	60	1.9	46-0	42	27	5	24	298	9.6
2020-21	LCU	23-23	664/28.9	90-209	.431	69-165	.418	20-27	.741	10	45	55	2.4	25-0	38	19	6	24	269	11.7
2021-22	LCU	21-21	606/28.8	75-203	.369	52-157	.331	18-22	.818	5	40	45	2.1	25-0	23	18	2	18	220	10.5
TOTAL		124-71	2464/19.9	323-794	.407	238-625	.381	56-75	.747	38	180	218	1.8	120-0	131	81	17	82	940	7.6

Single Game Highs

Statistic	Value	
Points	26	vs St. Mary's (TX) 12/11/20
Rebounds	8	vs Daemen 03/23/21
Assists	6	vs Tex. A&M Int'l 02/20/20, vs St. Mary's (TX) 03/02/21
Steals	4	vs St. Mary's (TX) 01/22/22
Blocks	2	vs Central Mo. 03/24/21
FG Made	10	at Angelo St. 11/23/19
FG Attempts	18	at Tex. A&M Int'l 01/02/22
3FG Made	8	vs St. Mary's (TX) 12/11/20, vs St. Mary's (TX) 01/22/22
3FG Attempts	16	at Tex. A&M Int'l 01/02/22
FT Made	6	vs Drury 03/26/21
FT Attempts	8	vs Drury 03/26/21

FOSTER, Grace

				Field Goals		3-Point		F-Throws		Rebounds									Scoring	
SEASON	TEAM	GP-GS	MIN/AVG	FG-FGA	FG%	3FG-3FGA	3FG%	FT-FTA	FT%	OFF	DEF	TOT	AVG	PF-FO	A	TO	BLK	STL	PTS	AVG
2021-22	LCU	21-0	326/15.5	60-120	.500	15-46	.326	20-28	.714	20	56	76	3.6	30-1	13	28	19	5	155	7.4
TOTAL		21-0	326/15.5	60-120	.500	15-46	.326	20-28	.714	20	56	76	3.6	30-1	13	28	19	5	155	7.4

Single Game Highs

Statistic	Value	
Points	20	vs Cameron 12/16/21, at Tex. A&M-Commerce 01/13/22
Rebounds	11	at Tex. A&M-Commerce 01/13/22
Assists	2	4 times
Steals	1	5 times
Blocks	6	at Tex. A&M-Commerce 01/13/22
FG Made	8	vs Cameron 12/16/21
FG Attempts	13	vs Cameron 12/16/21, at Tex. A&M-Commerce 01/13/22
3FG Made	3	at Tex. A&M-Commerce 01/13/22
3FG Attempts	7	at Tex. A&M-Commerce 01/13/22
FT Made	3	vs Cameron 12/16/21, at Tex. A&M-Commerce 01/13/22
FT Attempts	6	at Tex. A&M-Commerce 01/13/22

LUBBOCK CHRISTIAN UNIVERSITY WOMEN'S BASKETBALL GAME NOTES
HAASE, Rachel

				Field Goals		3-Point		F-Throws		Rebounds										Scoring	
SEASON	TEAM	GP-GS	MIN/AVG	FG-FGA	FG%	3FG-3FGA	3FG%	FT-FTA	FT%	OFF	DEF	TOT	AVG	PF-FO	A	TO	BLK	STL	PTS	AVG	
2021-22	LCU	3-0	11/3.8	0-1	.000	0-1	.000	0-0	.000	0	1	1	0.3	1-0	1	0	0	0	0	0.0	
TOTAL		3-0	11/3.8	0-1	.000	0-1	.000	0-0	.000	0	1	1	0.3	1-0	1	0	0	0	0	0.0	

Single Game Highs

Statistic	Value	
Rebounds	1	at Tex. Permian Basin 01/29/22
Assists	1	at Tex. Permian Basin 01/29/22
FG Attempts	1	vs St. Edward's 01/20/22
3FG Attempts	1	vs St. Edward's 01/20/22

MADDOX, Maci

				Field Goals		3-Point		F-Throws		Rebounds								Scoring		
SEASON	TEAM	GP-GS	MIN/AVG	FG-FGA	FG%	3FG-3FGA	3FG%	FT-FTA	FT%	OFF	DEF	TOT	AVG	PF-FO	A	TO	BLK	STL	PTS	AVG
2020-21	LCU	15-0	98/6.6	13-25	.520	3-8	.375	3-3	1.000	3	6	9	0.6	5-0	8	7	0	13	32	2.1
2021-22	LCU	19-0	178/9.3	9-33	.273	1-6	.167	6-6	1.000	1	4	5	0.3	5-0	7	8	0	9	25	1.3
TOTAL		34-0	276/8.1	22-58	.379	4-14	.286	9-9	1.000	4	10	14	0.4	10-0	15	15	0	22	57	1.7

Single Game Highs

Statistic	Value	
Points	7	vs Tex. A&M Int'l 01/23/21
Rebounds	2	at Texas-Tyler 01/02/21, at Western N.M. 12/11/21
Assists	3	vs West Tex. A&M 12/07/21
Steals	4	at Texas-Tyler 01/03/21
FG Made	2	4 times
FG Attempts	4	vs West Tex. A&M 12/07/21, at Western N.M. 12/11/21, vs St. Mary's (TX) 01/22/22
3FG Made	1	4 times
3FG Attempts	2	at Texas-Tyler 01/03/21
FT Made	3	vs Tex. A&M Int'l 01/23/21
FT Attempts	3	vs Tex. A&M Int'l 01/23/21

ROBERTSON, Audrey

				Field Goals		3-Point		F-Throws		Rebounds								Scoring		
SEASON	TEAM	GP-GS	MIN/AVG	FG-FGA	FG%	3FG-3FGA	3FG%	FT-FTA	FT%	OFF	DEF	TOT	AVG	PF-FO	A	TO	BLK	STL	PTS	AVG
2020-21	LCU	20-0	177/8.9	12-33	.364	3-14	.214	7-9	.778	17	7	24	1.2	14-0	11	12	0	9	34	1.7
2021-22	LCU	21-0	337/16.1	33-81	.407	6-25	.240	16-24	.667	11	12	23	1.1	27-0	22	17	5	16	88	4.2
TOTAL		41-0	514/12.5	45-114	.395	9-39	.231	23-33	.697	28	19	47	1.1	41-0	33	29	5	25	122	3.0

Single Game Highs

Statistic	Value	
Points	12	vs Lander 11/19/21
Rebounds	4	4 times
Assists	6	at Texas-Tyler 01/02/21
Steals	2	5 times
Blocks	1	5 times
FG Made	5	at Tex. Permian Basin 01/29/22
FG Attempts	9	vs Lander 11/19/21
3FG Made	1	9 times
3FG Attempts	3	vs Angelo St. 01/16/21, vs Lander 11/19/21, at Tex. Permian Basin 01/29/22
FT Made	5	vs Lander 11/19/21
FT Attempts	6	vs Lander 11/19/21

ROBERTSON, Juliana

			Field Goals		3-Point		F-Throws		Rebounds									Scoring		
SEASON	TEAM	GP-GS	MIN/AVG	FG-FGA	FG%	3FG-3FGA	3FG%	FT-FTA	FT%	OFF	DEF	TOT	AVG	PF-FO	A	TO	BLK	STL	PTS	AVG
2017-18	LCU	19-0	103/5.4	8-18	.444	0-2	.000	6-8	.750	10	26	36	1.9	14-0	8	17	2	5	22	1.2
2018-19	LCU	37-2	629/17.0	61-116	.526	3-12	.250	49-71	.690	50	92	142	3.8	56-0	53	47	16	26	174	4.7
2019-20	LCU	29-16	474/16.3	34-77	.442	4-12	.333	28-42	.667	33	93	126	4.3	54-1	39	33	22	12	100	3.4
2020-21	LCU	23-23	557/24.2	64-131	.489	4-20	.200	36-44	.818	40	94	134	5.8	55-1	55	36	15	26	168	7.3
2021-22	LCU	21-21	550/26.2	54-132	.409	5-21	.238	21-29	.724	30	114	144	6.9	56-3	36	38	16	26	134	6.4
TOTAL		129-62	2313/17.9	221-474	.466	16-67	.239	140-194	.722	163	419	582	4.5	235-5	191	171	71	95	598	4.6

Single Game Highs

Statistic	Value	
Points	16	vs Southwestern Okla. 03/15/21
Rebounds	18	at Texas-Tyler 01/15/22
Assists	8	vs St. Mary's (TX) 12/11/20
Steals	4	vs Tex. A&M-Commerce 03/06/21, vs St. Edward's 01/20/22, at Angelo St. 01/27/22
Blocks	4	vs Southwestern Okla. 11/16/19, vs St. Edward's 01/20/22
FG Made	6	vs Southwestern Okla. 03/15/21
FG Attempts	13	vs Cameron 12/16/21, at Texas-Tyler 01/15/22
3FG Made	1	16 times
3FG Attempts	5	vs Western N.M. 02/12/21, vs Cameron 12/16/21
FT Made	6	vs Tex. A&M Int'l 03/07/19, vs Midwestern St. 01/27/21
FT Attempts	8	vs Tex. A&M Int'l 03/07/19

SCHULTE, Allie

				Field Goals		3-Point		F-Throws		Rebounds									Scoring	
SEASON	TEAM	GP-GS	MIN/AVG	FG-FGA	FG%	3FG-3FGA	3FG%	FT-FTA	FT%	OFF	DEF	TOT	AVG	PF-FO	A	TO	BLK	STL	PTS	AVG
2017-18	LCU	32-0	399/12.5	32-72	.444	13-36	.361	16-25	.640	15	37	52	1.6	29-0	36	20	2	23	93	2.9
2018-19	LCU	37-36	1023/27.7	138-252	.548	60-116	.517	55-71	.775	33	78	111	3.0	59-0	110	77	10	67	391	10.6
2019-20	LCU	31-31	859/27.7	148-291	.509	41-88	.466	44-56	.786	24	106	130	4.2	41-1	94	61	10	73	381	12.3
2020-21	LCU	23-23	668/29.0	116-201	.577	31-65	.477	84-95	.884	20	74	94	4.1	31-1	83	35	8	66	347	15.1
2021-22	LCU	21-21	594/28.3	93-183	.508	24-68	.353	54-61	.885	13	57	70	3.3	28-0	76	30	8	67	264	12.6
TOTAL		144-111	3543/24.6	527-999	.528	169-373	.453	253-308	.821	105	352	457	3.2	188-2	399	223	38	296	1476	10.3

Single Game Highs

Statistic	Value	
Points	24	vs Central Mo. 03/24/21
Rebounds	9	vs Southern Nazarene 11/29/19, vs St. Edward's 01/25/20
Assists	9	vs Colorado St.-Pueblo 11/10/18
Steals	8	at Tex. A&M Int'l 01/02/22
Blocks	3	vs Tex. Permian Basin 02/20/21
FG Made	10	at Angelo St. 01/27/22
FG Attempts	18	vs Angelo St. 01/11/20
3FG Made	6	at Texas-Tyler 01/03/21
3FG Attempts	7	8 times
FT Made	10	vs Lander 11/19/21
FT Attempts	10	vs Drury 03/26/21, vs Lander 11/19/21

SCHUMANN, Reese

				Field Goals		3-Point		F-Throws		Rebounds									Scoring	
SEASON	TEAM	GP-GS	MIN/AVG	FG-FGA	FG%	3FG-3FGA	3FG%	FT-FTA	FT%	OFF	DEF	TOT	AVG	PF-FO	A	TO	BLK	STL	PTS	AVG
2021-22	LCU	8-0	42/5.2	4-9	.444	0-0	.000	3-6	.500	7	6	13	1.6	5-0	0	2	0	0	11	1.4
TOTAL		8-0	42/5.2	4-9	.444	0-0	.000	3-6	.500	7	6	13	1.6	5-0	0	2	0	0	11	1.4

Single Game Highs

Statistic	Value	
Points	4	vs St. Mary's (TX) 01/22/22
Rebounds	5	vs Minn.-Crookston 11/25/21
FG Made	2	vs St. Mary's (TX) 01/22/22
FG Attempts	3	vs St. Mary's (TX) 01/22/22
FT Made	2	at Hawaii Pacific 11/26/21
FT Attempts	2	vs Minn.-Crookston 11/25/21, at Hawaii Pacific 11/26/21, vs St. Edward's 01/20/22

LUBBOCK CHRISTIAN UNIVERSITY WOMEN'S BASKETBALL GAME NOTES

SPURGIN, Audrey

		Field Goals		3-Point		F-Throws		Rebounds		Scoring	
SEASON	TEAM	GP-GS	MIN/AVG	FG-FGA	FG%	3FG-3FGA	3FG%	FT-FTA	FT%	OFF DEF TOT AVG	PF-FO A TO BLK STL PTS AVG
2021-22	LCU	10-0	50/5.0	2-12	.167	0-0	.000	8-10	.800	1 9 10 1.0	11-0 0 9 1 2 12 1.2
TOTAL		10-0	50/5.0	2-12	.167	0-0	.000	8-10	.800	1 9 10 1.0	11-0 0 9 1 2 12 1.2

Single Game Highs

Statistic	Value
Points	7 vs Ark.-Fort Smith 01/06/22
Rebounds	3 vs Minn.-Crookston 11/25/21, vs Ark.-Fort Smith 01/06/22, vs St. Mary's (TX) 01/22/22
Steals	2 vs Minn.-Crookston 11/25/21
Blocks	1 vs Minn.-Crookston 11/25/21
FG Made	1 vs Ark.-Fort Smith 01/06/22, vs St. Mary's (TX) 01/22/22
FG Attempts	4 vs St. Mary's (TX) 01/22/22
FT Made	5 vs Ark.-Fort Smith 01/06/22
FT Attempts	6 vs Ark.-Fort Smith 01/06/22

STOVALL, Shaylee

		Field Goals		3-Point		F-Throws		Rebounds		Scoring	
SEASON	TEAM	GP-GS	MIN/AVG	FG-FGA	FG%	3FG-3FGA	3FG%	FT-FTA	FT%	OFF DEF TOT AVG	PF-FO A TO BLK STL PTS AVG
2020-21	LCU	16-0	86/5.4	4-15	.267	3-10	.300	4-4	1.000	1 4 5 0.3	5-0 11 4 0 1 15 0.9
2021-22	LCU	17-0	108/6.3	8-16	.500	5-10	.500	4-6	.667	0 9 9 0.5	6-0 4 3 0 4 25 1.5
TOTAL		33-0	194/5.9	12-31	.387	8-20	.400	8-10	.800	1 13 14 0.4	11-0 15 7 0 5 40 1.2

Single Game Highs

Statistic	Value
Points	6 at Western N.M. 12/11/21, vs St. Mary's (TX) 01/22/22
Rebounds	2 at Texas-Tyler 01/02/21, at Colo. Christian 11/12/21, vs Minn.-Crookston 11/25/21
Assists	2 vs Tex. A&M Int'l 01/23/21, vs Western N.M. 02/12/21, vs Minn.-Crookston 11/25/21
Steals	1 5 times
FG Made	2 at Western N.M. 12/11/21, vs Ark.-Fort Smith 01/06/22, vs St. Mary's (TX) 01/22/22
FG Attempts	3 5 times
3FG Made	2 at Western N.M. 12/11/21, vs St. Mary's (TX) 01/22/22
3FG Attempts	3 at Western N.M. 12/11/21, vs St. Mary's (TX) 01/22/22
FT Made	3 at Colo. Christian 11/12/21
FT Attempts	4 at Colo. Christian 11/12/21

SUMRALL, Savannah

		Field Goals		3-Point		F-Throws		Rebounds		Scoring	
SEASON	TEAM	GP-GS	MIN/AVG	FG-FGA	FG%	3FG-3FGA	3FG%	FT-FTA	FT%	OFF DEF TOT AVG	PF-FO A TO BLK STL PTS AVG
2019-20	LCU	14-0	83/5.9	7-15	.467	3-8	.375	5-6	.833	1 8 9 0.6	3-0 4 10 0 1 22 1.6
2020-21	LCU	19-0	142/7.5	17-36	.472	12-28	.429	5-6	.833	2 13 15 0.8	9-0 4 8 2 3 51 2.7
2021-22	LCU	10-0	55/5.5	2-9	.222	0-4	.000	4-6	.667	1 2 3 0.3	2-0 2 7 0 2 8 0.8
TOTAL		43-0	279/6.5	26-60	.433	15-40	.375	14-18	.778	4 23 27 0.6	14-0 10 25 2 6 81 1.9

Single Game Highs

Statistic	Value
Points	12 at Texas-Tyler 01/02/21
Rebounds	4 at Texas-Tyler 01/03/21
Assists	2 vs Daemen 11/20/21
Steals	1 6 times
Blocks	1 vs Angelo St. 01/16/21, vs Cameron 03/13/21
FG Made	4 at Texas-Tyler 01/02/21
FG Attempts	7 at Texas-Tyler 01/02/21
3FG Made	4 at Texas-Tyler 01/02/21
3FG Attempts	7 at Texas-Tyler 01/02/21
FT Made	4 vs Cameron 03/05/21
FT Attempts	4 vs Cameron 03/05/21, vs Ark.-Fort Smith 01/06/22

WINFREY, Brylee

		Field Goals		3-Point		F-Throws		Rebounds		Scoring	
SEASON	TEAM	GP-GS	MIN/AVG	FG-FGA	FG%	3FG-3FGA	3FG%	FT-FTA	FT%	OFF DEF TOT AVG	PF-FO A TO BLK STL PTS AVG
2019-20	LCU	15-0	76/5.1	7-26	.269	0-12	.000	1-1	1.000	2 9 11 0.7	8-0 3 5 1 3 15 1.0
2020-21	LCU	16-0	77/4.8	6-23	.261	2-10	.200	5-6	.833	4 9 13 0.8	5-0 7 12 0 6 19 1.2
2021-22	LCU	10-0	57/5.7	2-13	.154	1-7	.143	6-7	.857	1 11 12 1.2	6-0 8 9 1 3 11 1.1
TOTAL		41-0	210/5.1	15-62	.242	3-29	.103	12-14	.857	7 29 36 0.9	19-0 18 26 2 12 45 1.1

Single Game Highs

Statistic	Value
Points	5 vs Cameron 03/13/21, vs Daemen 11/20/21
Rebounds	4 vs St. Mary's (TX) 01/22/22
Assists	3 vs St. Mary's (TX) 01/22/22
Steals	2 vs Tex. A&M Int'l 02/20/20
Blocks	1 at Cameron 12/19/19, vs Montevallo 11/05/21
FG Made	2 at Western N.M. 02/29/20, vs Tex. Permian Basin 02/20/21
FG Attempts	6 at Texas-Tyler 01/03/21, vs Daemen 11/20/21
3FG Made	1 at Tex. Permian Basin 02/19/21, vs Western N.M. 02/11/21, vs Daemen 11/20/21
3FG Attempts	3 4 times
FT Made	3 vs Cameron 03/13/21
FT Attempts	4 vs Cameron 03/13/21

THE STAT CREW SYSTEM
Lubbock Christian Individual Game-by-Game (as of Jan 31, 2022)
All games

#00 Grace Foster

Opponent	Date	gs	min	Total		3-Pointers		Free throws		Rebounds				pf	a	t/o	blk	stl	pts	avg
				fg-fga	pct	3fg-fga	pct	ft-fa	pct	off	def	tot	avg							
vs Montevallo	11/05/21		18	3-6	.500	1-2	.500	0-0	.000	2	7	9	9.0	2	1	2	2	0	7	7.0
at Mont. St. Billings	11/06/21		7	0-0	.000	0-0	.000	0-0	.000	0	1	1	5.0	0	0	2	0	0	0	3.5
vs Tampa	11/07/21		19	4-7	.571	2-5	.400	0-1	.000	1	1	2	4.0	2	0	3	1	1	10	5.7
at Colo. Christian	11/12/21		15	3-8	.375	0-3	.000	2-2	1.000	1	1	2	3.5	3	0	0	0	0	8	6.3
vs Colorado St.-Pueblo	11/13/21		19	2-4	.500	0-0	.000	0-0	.000	0	5	5	3.8	0	0	1	0	1	4	5.8
LANDER	11/19/21		19	2-5	.400	1-1	1.000	2-2	1.000	2	6	8	4.5	1	0	4	2	0	7	6.0
DAEMEN	11/20/21		16	3-5	.600	0-1	.000	2-2	1.000	1	4	5	4.6	1	2	0	0	1	8	6.3
vs Minn.-Crookston	11/25/21		8	4-6	.667	0-2	.000	0-0	.000	1	2	3	4.4	3	1	0	1	0	8	6.5
at Hawaii Pacific	11/26/21		12	0-0	.000	0-0	.000	2-2	1.000	0	1	1	4.0	0	0	1	0	0	2	6.0
WEST TEX. A&M	12/07/21		13	2-5	.400	1-2	.500	0-0	.000	0	0	0	3.6	1	0	0	0	0	5	5.9
at Western N.M.	12/11/21		14	4-6	.667	2-2	1.000	1-2	.500	0	1	1	3.4	1	2	1	1	0	11	6.4
CAMERON	12/16/21		19	8-13	.615	1-5	.200	3-3	1.000	1	3	4	3.4	0	2	2	0	0	20	7.5
at Tex. A&M-Kingsville	12/31/21		15	1-4	.250	1-3	.333	1-2	.500	0	0	0	3.2	1	1	0	0	0	4	7.2
at Tex. A&M Int'l	01/02/22		14	1-3	.333	0-1	.000	0-0	.000	1	1	2	3.1	5	0	2	2	1	2	6.9
ARK.-FORT SMITH	01/06/22		13	5-7	.714	2-3	.667	2-2	1.000	1	3	4	3.1	1	1	0	0	0	14	7.3
at Tex. A&M-Commerce	01/13/22		28	7-13	.538	3-7	.429	3-6	.500	3	8	11	3.6	1	0	2	6	1	20	8.1
at Texas-Tyler	01/15/22		17	1-4	.250	0-1	.000	0-0	.000	1	1	2	3.5	0	2	2	1	0	2	7.8
ST. EDWARD'S	01/20/22		16	3-4	.750	1-1	1.000	0-1	.000	3	2	5	3.6	3	0	2	1	0	7	7.7
ST. MARY'S (TX)	01/22/22		15	4-8	.500	0-3	.000	0-0	.000	2	3	5	3.7	0	0	1	2	0	8	7.7
at Angelo St.	01/27/22		15	2-7	.286	0-2	.000	1-1	1.000	0	6	6	3.8	2	1	1	0	0	5	7.6
at Tex. Permian Basin	01/29/22		13	1-5	.200	0-2	.000	1-2	.500	0	0	0	3.6	3	0	2	0	0	3	7.4
Totals		0	325	60-120	.500	15-46	.326	20-28	.714	20	56	76	3.6	30	13	28	19	5	155	7.4

Games played: 21
Minutes/game: 15.5
Points/game: 7.4
FG Pct: 50.0
3FG Pct: 32.6
FT Pct: 71.4

Rebounds/game: 3.6
Assists/game: 0.6
Turnovers/game: 1.3
Assist/turnover ratio: 0.5
Steals/game: 0.2
Blocks/game: 0.9

THE STAT CREW SYSTEM
Lubbock Christian Individual Game-by-Game (as of Jan 31, 2022)
All games

#01 Ashton Duncan

Opponent	Date	gs	min	Total		3-Pointers		Free throws		Rebounds				pf	a	t/o	blk	stl	pts	avg	
				fg-fga	pct	3fg-fga	pct	ft-fla	pct	off	def	tot	avg								
vs Montevallo	11/05/21	*	30	4-12	.333	4-12	.333	0-0	.000	1	3	4	4.0	2	1	1	0	2	12	12.0	
at Mont. St. Billings	11/06/21	*	37	7-11	.636	3-6	.500	5-6	.833	1	4	5	4.5	2	2	0	0	2	22	17.0	
vs Tampa	11/07/21	*	31	4-9	.444	2-7	.286	0-0	.000	0	2	2	3.7	0	2	1	0	0	10	14.7	
at Colo. Christian	11/12/21	*	29	3-7	.429	3-6	.500	1-2	.500	0	2	2	3.3	1	1	0	0	0	10	13.5	
vs Colorado St.-Pueblo	11/13/21	*	36	8-14	.571	4-8	.500	0-0	.000	0	4	4	3.4	0	0	2	0	0	20	14.8	
LANDER	11/19/21	*	35	2-6	.333	1-4	.250	2-2	1.000	0	1	1	3.0	2	1	1	0	0	7	13.5	
DAEMEN	11/20/21	*	23	4-14	.286	2-8	.250	0-0	.000	0	3	3	3.0	2	1	1	0	1	10	13.0	
vs Minn.-Crookston	11/25/21	*	20	1-4	.250	1-4	.250	2-2	1.000	1	2	3	3.0	2	0	0	0	0	5	12.0	
at Hawaii Pacific	11/26/21	*	31	6-12	.500	6-11	.545	0-0	.000	0	1	1	2.8	0	2	1	0	0	18	12.7	
WEST TEX. A&M	12/07/21	*	33	8-15	.533	4-10	.400	0-0	.000	0	1	1	2.6	1	0	1	0	1	20	13.4	
at Western N.M.	12/11/21	*	18	3-6	.500	1-3	.333	0-0	.000	1	3	4	2.7	1	0	0	1	1	7	12.8	
CAMERON	12/16/21	*	32	2-7	.286	2-3	.667	3-4	.750	1	3	4	2.8	1	0	2	0	1	9	12.5	
at Tex. A&M-Kingsville	12/31/21	*	32	1-13	.077	0-11	.000	1-2	.500	0	6	6	3.1	2	1	1	0	1	3	11.8	
at Tex. A&M Int'l	01/02/22	*	37	5-18	.278	4-16	.250	2-2	1.000	0	1	1	2.9	1	3	2	0	1	16	12.1	
ARK.-FORT SMITH	01/06/22	*	15	0-5	.000	0-3	.000	0-0	.000	0	0	0	2.7	0	1	0	0	1	0	11.3	
at Tex. A&M-Commerce	01/13/22	*	31	0-6	.000	0-6	.000	0-0	.000	0	1	1	2.6	1	0	0	0	1	0	10.6	
at Texas-Tyler	01/15/22	*	36	6-13	.462	6-12	.500	2-2	1.000	0	0	0	2.5	3	3	2	0	1	20	11.1	
ST. EDWARD'S	01/20/22	*	24	1-5	.200	1-4	.250	0-0	.000	0	0	0	2.3	2	1	0	0	1	3	10.7	
ST. MARY'S (TX)	01/22/22	*	26	8-13	.615	8-13	.615	0-0	.000	0	2	2	2.3	1	0	3	1	4	24	11.4	
at Angelo St.	01/27/22	*	33	2-8	.250	0-5	.000	0-0	.000	0	0	0	2.2	1	1	0	0	0	4	11.0	
at Tex. Permian Basin	01/29/22	*	20	0-5	.000	0-5	.000	0-0	.000	0	1	1	2.1	0	3	0	0	0	0	10.5	
Totals			21	609	75-203	.369	52-157	.331	18-22	.818	5	40	45	2.1	25	23	18	2	18	220	10.5

Games played: 21
Minutes/game: 29.0
Points/game: 10.5
FG Pct: 36.9
3FG Pct: 33.1
FT Pct: 81.8

Rebounds/game: 2.1
Assists/game: 1.1
Turnovers/game: 0.9
Assist/turnover ratio: 1.3
Steals/game: 0.9
Blocks/game: 0.1

THE STAT CREW SYSTEM
Lubbock Christian Individual Game-by-Game (as of Jan 31, 2022)
All games

#02 Maci Maddox

Opponent	Date	gs	min	Total		3-Pointers		Free throws		Rebounds				pf	a	t/o	blk	stl	pts	avg
				fg-fga	pct	3fg-fga	pct	ft-fla	pct	off	def	tot	avg							
vs Montevallo	11/05/21		10	0-1	.000	0-0	.000	0-0	.000	0	0	0	0.0	0	0	0	0	1	0	0.0
vs Tampa	11/07/21		5	0-0	.000	0-0	.000	0-0	.000	0	0	0	0.0	0	1	0	0	0	0	0.0
at Colo. Christian	11/12/21		13	0-3	.000	0-0	.000	0-0	.000	0	1	1	0.3	0	0	0	0	0	0	0.0
vs Colorado St.-Pueblo	11/13/21		3	0-0	.000	0-0	.000	0-0	.000	0	0	0	0.3	0	0	0	0	0	0	0.0
LANDER	11/19/21		12	1-1	1.000	0-0	.000	2-2	1.000	0	0	0	0.2	1	0	1	0	1	4	0.8
DAEMEN	11/20/21		12	0-1	.000	0-0	.000	2-2	1.000	0	0	0	0.2	1	0	1	0	1	2	1.0
vs Minn.-Crookston	11/25/21		15	1-2	.500	0-0	.000	0-0	.000	0	0	0	0.1	1	0	0	0	1	2	1.1
at Hawaii Pacific	11/26/21		7	0-2	.000	0-0	.000	0-0	.000	0	0	0	0.1	0	0	1	0	0	0	1.0
WEST TEX. A&M	12/07/21		11	1-4	.250	0-0	.000	2-2	1.000	0	1	1	0.2	0	3	0	0	0	4	1.3
at Western N.M.	12/11/21		18	1-4	.250	0-1	.000	0-0	.000	0	2	2	0.4	1	2	0	0	2	2	1.4
CAMERON	12/16/21		9	1-3	.333	0-1	.000	0-0	.000	0	0	0	0.4	0	0	0	0	0	2	1.5
at Tex. A&M-Kingsville	12/31/21		9	0-1	.000	0-0	.000	0-0	.000	0	0	0	0.3	0	0	0	0	1	0	1.3
at Tex. A&M Int'l	01/02/22		4	0-0	.000	0-0	.000	0-0	.000	0	0	0	0.3	0	0	1	0	0	0	1.2
ARK.-FORT SMITH	01/06/22		15	1-2	.500	0-1	.000	0-0	.000	1	0	1	0.4	0	0	0	0	0	2	1.3
at Texas-Tyler	01/15/22		5	1-2	.500	1-1	1.000	0-0	.000	0	0	0	0.3	0	1	0	0	0	3	1.4
ST. EDWARD'S	01/20/22		11	0-1	.000	0-0	.000	0-0	.000	0	0	0	0.3	1	0	2	0	1	0	1.3
ST. MARY'S (TX)	01/22/22		11	2-4	.500	0-1	.000	0-0	.000	0	0	0	0.3	0	0	1	0	0	4	1.5
at Angelo St.	01/27/22		2	0-0	.000	0-0	.000	0-0	.000	0	0	0	0.3	0	0	0	0	0	0	1.4
at Tex. Permian Basin	01/29/22		8	0-2	.000	0-1	.000	0-0	.000	0	0	0	0.3	0	0	1	0	1	0	1.3
Totals		0	180	9-33	.273	1-6	.167	6-6	1.000	1	4	5	0.3	5	7	8	0	9	25	1.3

Games played: 19
Minutes/game: 9.5
Points/game: 1.3
FG Pct: 27.3
3FG Pct: 16.7
FT Pct: 100.0

Rebounds/game: 0.3
Assists/game: 0.4
Turnovers/game: 0.4
Assist/turnover ratio: 0.9
Steals/game: 0.5

THE STAT CREW SYSTEM
Lubbock Christian Individual Game-by-Game (as of Jan 31, 2022)
All games

#03 Audrey Robertson

Opponent	Date	gs	min	Total		3-Pointers		Free throws		Rebounds				pf	a	t/o	blk	stl	pts	avg
				fg-fga	pct	3fg-fga	pct	ft-fla	pct	off	def	tot	avg							
vs Montevallo	11/05/21		16	1-4	.250	0-1	.000	0-0	.000	0	0	0	0.0	1	0	0	0	1	2	2.0
at Mont. St. Billings	11/06/21		21	2-4	.500	0-1	.000	1-1	1.000	0	0	0	0.0	0	0	0	0	0	5	3.5
vs Tampa	11/07/21		13	0-2	.000	0-1	.000	1-2	.500	0	1	1	0.3	1	1	1	0	0	1	2.7
at Colo. Christian	11/12/21		18	1-5	.200	1-2	.500	0-0	.000	2	1	3	1.0	2	0	1	1	1	3	2.8
vs Colorado St.-Pueblo	11/13/21		17	2-7	.286	0-2	.000	1-2	.500	0	0	0	0.8	1	0	1	0	2	5	3.2
LANDER	11/19/21		25	3-9	.333	1-3	.333	5-6	.833	1	0	1	0.8	1	0	1	1	1	12	4.7
DAEMEN	11/20/21		12	0-2	.000	0-0	.000	0-0	.000	0	2	2	1.0	1	0	1	0	0	0	4.0
vs Minn.-Crookston	11/25/21		15	2-7	.286	0-2	.000	2-2	1.000	3	1	4	1.4	0	0	0	0	0	6	4.3
at Hawaii Pacific	11/26/21		16	1-2	.500	0-1	.000	0-0	.000	0	0	0	1.2	0	0	1	0	0	2	4.0
WEST TEX. A&M	12/07/21		9	0-1	.000	0-1	.000	0-0	.000	0	0	0	1.1	0	0	0	0	1	0	3.6
at Western N.M.	12/11/21		13	4-5	.800	1-1	1.000	0-0	.000	0	2	2	1.2	2	0	0	0	1	9	4.1
CAMERON	12/16/21		22	3-5	.600	1-1	1.000	0-0	.000	1	0	1	1.2	2	4	0	0	0	7	4.3
at Tex. A&M-Kingsville	12/31/21		20	1-2	.500	1-2	.500	2-2	1.000	0	0	0	1.1	1	1	4	0	1	5	4.4
at Tex. A&M Int'l	01/02/22		16	2-3	.667	0-1	.000	1-2	.500	2	0	2	1.1	1	2	2	1	2	5	4.4
ARK.-FORT SMITH	01/06/22		14	1-2	.500	0-0	.000	0-0	.000	0	0	0	1.1	2	1	0	0	1	2	4.3
at Tex. A&M-Commerce	01/13/22		12	0-1	.000	0-1	.000	0-2	.000	0	0	0	1.0	2	1	0	0	2	0	4.0
at Texas-Tyler	01/15/22		11	0-2	.000	0-1	.000	0-0	.000	0	1	1	1.0	1	2	0	1	0	0	3.8
ST. EDWARD'S	01/20/22		15	2-3	.667	0-0	.000	0-0	.000	0	0	0	0.9	3	0	2	0	0	4	3.8
ST. MARY'S (TX)	01/22/22		15	0-2	.000	0-1	.000	1-2	.500	0	0	0	0.9	2	5	2	1	2	1	3.6
at Angelo St.	01/27/22		15	3-5	.600	0-0	.000	2-2	1.000	1	1	2	1.0	2	2	1	0	0	8	3.9
at Tex. Permian Basin	01/29/22		23	5-8	.625	1-3	.333	0-1	.000	1	3	4	1.1	2	3	0	0	1	11	4.2
Totals		0	338	33-81	.407	6-25	.240	16-24	.667	11	12	23	1.1	27	22	17	5	16	88	4.2

Games played: 21
Minutes/game: 16.1
Points/game: 4.2
FG Pct: 40.7
3FG Pct: 24.0
FT Pct: 66.7

Rebounds/game: 1.1
Assists/game: 1.0
Turnovers/game: 0.8
Assist/turnover ratio: 1.3
Steals/game: 0.8
Blocks/game: 0.2

THE STAT CREW SYSTEM
Lubbock Christian Individual Game-by-Game (as of Jan 31, 2022)
All games

#04 Rachel Haase

Opponent	Date	gs	min	Total		3-Pointers		Free throws		Rebounds				pf	a	t/o	blk	stl	pts	avg
				fg-fga	pct	3fg-fga	pct	ft-flt	pct	off	def	tot	avg							
ST. EDWARD'S	01/20/22		4	0-1	.000	0-1	.000	0-0	.000	0	0	0	0.0	0	0	0	0	0	0	0.0
ST. MARY'S (TX)	01/22/22		5	0-0	.000	0-0	.000	0-0	.000	0	0	0	0.0	1	0	0	0	0	0	0.0
at Tex. Permian Basin	01/29/22		2	0-0	.000	0-0	.000	0-0	.000	0	1	1	0.3	0	1	0	0	0	0	0.0
Totals		0	11	0-1	.000	0-1	.000	0-0	.000	0	1	1	0.3	1	1	0	0	0	0	0.0

Games played: 3
Minutes/game: 3.7
FG Pct: 0.0
3FG Pct: 0.0

Rebounds/game: 0.3
Assists/game: 0.3
Assist/turnover ratio: 99.9

THE STAT CREW SYSTEM
Lubbock Christian Individual Game-by-Game (as of Jan 31, 2022)
All games

#05 Laynee Burr

Opponent	Date	gs	min	Total		3-Pointers		Free throws		Rebounds				pf	a	t/o	blk	stl	pts	avg	
				fg-fga	pct	3fg-fga	pct	ft-flt	pct	off	def	tot	avg								
vs Montevallo	11/05/21	*	31	4-10	.400	2-3	.667	0-0	.000	1	2	3	3.0	4	6	3	0	4	10	10.0	
at Mont. St. Billings	11/06/21	*	36	1-6	.167	0-2	.000	3-6	.500	1	1	2	2.5	1	3	0	0	2	5	7.5	
vs Tampa	11/07/21	*	33	6-10	.600	2-4	.500	4-4	1.000	0	3	3	2.7	3	2	1	0	1	18	11.0	
at Colo. Christian	11/12/21	*	27	7-12	.583	2-5	.400	3-3	1.000	0	3	3	2.8	3	3	1	0	2	19	13.0	
vs Colorado St.-Pueblo	11/13/21	*	31	0-3	.000	0-1	.000	2-2	1.000	0	2	2	2.6	4	0	1	1	0	2	10.8	
LANDER	11/19/21	*	29	3-5	.600	0-1	.000	4-4	1.000	1	3	4	2.8	4	5	1	0	0	10	10.7	
DAEMEN	11/20/21	*	27	2-6	.333	1-3	.333	2-2	1.000	0	2	2	2.7	0	1	0	0	1	7	10.1	
vs Minn.-Crookston	11/25/21	*	24	3-8	.375	0-3	.000	0-0	.000	2	2	4	2.9	2	1	1	1	1	6	9.6	
at Hawaii Pacific	11/26/21	*	26	4-6	.667	0-1	.000	0-0	.000	1	3	4	3.0	3	4	1	0	0	8	9.4	
WEST TEX. A&M	12/07/21	*	32	2-7	.286	2-3	.667	0-0	.000	0	3	3	3.0	4	2	2	0	1	6	9.1	
at Western N.M.	12/11/21	*	19	4-7	.571	0-1	.000	0-0	.000	1	1	2	2.9	0	2	0	0	2	8	9.0	
CAMERON	12/16/21	*	27	2-4	.500	0-1	.000	0-0	.000	1	4	5	3.1	2	5	4	1	1	4	8.6	
at Tex. A&M-Kingsville	12/31/21	*	30	4-6	.667	0-1	.000	1-2	.500	3	2	5	3.2	4	3	1	0	2	9	8.6	
at Tex. A&M Int'l	01/02/22	*	28	1-6	.167	0-2	.000	1-2	.500	0	4	4	3.3	1	1	1	0	1	3	8.2	
ARK.-FORT SMITH	01/06/22	*	16	4-5	.800	2-3	.667	0-0	.000	0	3	3	3.3	0	0	0	0	0	10	8.3	
at Tex. A&M-Commerce	01/13/22	*	33	4-8	.500	1-3	.333	3-3	1.000	0	2	2	3.2	2	2	1	1	1	12	8.6	
at Texas-Tyler	01/15/22	*	28	1-4	.250	1-3	.333	0-0	.000	0	0	0	3.0	4	2	3	0	0	3	8.2	
ST. EDWARD'S	01/20/22	*	22	4-8	.500	1-3	.333	1-1	1.000	1	0	1	2.9	1	3	0	0	2	10	8.3	
ST. MARY'S (TX)	01/22/22	*	22	2-8	.250	1-5	.200	0-0	.000	3	3	6	3.1	1	2	1	0	1	5	8.2	
at Angelo St.	01/27/22	*	30	3-9	.333	0-1	.000	2-3	.667	0	3	3	3.1	3	0	0	0	0	8	8.2	
at Tex. Permian Basin	01/29/22	*	25	4-5	.800	1-2	.500	2-2	1.000	1	2	3	3.0	2	2	0	1	1	11	8.3	
Totals			21	576	65-143	.455	16-51	.314	28-34	.824	16	48	64	3.0	48	49	22	5	23	174	8.3

Games played: 21
Minutes/game: 27.4
Points/game: 8.3
FG Pct: 45.5
3FG Pct: 31.4
FT Pct: 82.4

Rebounds/game: 3.0
Assists/game: 2.3
Turnovers/game: 1.0
Assist/turnover ratio: 2.2
Steals/game: 1.1
Blocks/game: 0.2

THE STAT CREW SYSTEM
Lubbock Christian Individual Game-by-Game (as of Jan 31, 2022)
All games

#12 Savannah Sumrall

Opponent	Date	gs	min	Total		3-Pointers		Free throws		Rebounds				pf	a	t/o	blk	stl	pts	avg
				fg-fga	pct	3fg-fga	pct	ft-fla	pct	off	def	tot	avg							
vs Montevallo	11/05/21		2	0-0	.000	0-0	.000	0-0	.000	0	0	0	0.0	0	0	0	0	0	0	0.0
at Colo. Christian	11/12/21		2	0-0	.000	0-0	.000	0-0	.000	1	1	2	1.0	0	0	1	0	0	0	0.0
DAEMEN	11/20/21		6	0-1	.000	0-0	.000	0-0	.000	0	0	0	0.7	0	2	0	0	1	0	0.0
vs Minn.-Crookston	11/25/21		7	0-1	.000	0-0	.000	0-0	.000	0	0	0	0.5	0	0	1	0	0	0	0.0
at Hawaii Pacific	11/26/21		3	1-1	1.000	0-0	.000	0-0	.000	0	0	0	0.4	1	0	2	0	0	2	0.4
at Western N.M.	12/11/21		9	0-1	.000	0-0	.000	0-0	.000	0	1	1	0.5	1	0	0	0	1	0	0.3
ARK.-FORT SMITH	01/06/22		13	0-1	.000	0-1	.000	2-4	.500	0	0	0	0.4	0	0	2	0	0	2	0.6
ST. EDWARD'S	01/20/22		5	1-2	.500	0-1	.000	2-2	1.000	0	0	0	0.4	0	0	1	0	0	4	1.0
ST. MARY'S (TX)	01/22/22		3	0-2	.000	0-2	.000	0-0	.000	0	0	0	0.3	0	0	0	0	0	0	0.9
at Tex. Permian Basin	01/29/22		5	0-0	.000	0-0	.000	0-0	.000	0	0	0	0.3	0	0	0	0	0	0	0.8
Totals		0	55	2-9	.222	0-4	.000	4-6	.667	1	2	3	0.3	2	2	7	0	2	8	0.8

Games played: 10
Minutes/game: 5.5
Points/game: 0.8
FG Pct: 22.2
3FG Pct: 0.0
FT Pct: 66.7

Rebounds/game: 0.3
Assists/game: 0.2
Turnovers/game: 0.7
Assist/turnover ratio: 0.3
Steals/game: 0.2

THE STAT CREW SYSTEM
Lubbock Christian Individual Game-by-Game (as of Jan 31, 2022)
All games

#14 Channing Cunyus

Opponent	Date	gs	min	Total		3-Pointers		Free throws		Rebounds				pf	a	t/o	blk	stl	pts	avg	
				fg-fga	pct	3fg-fga	pct	ft-fla	pct	off	def	tot	avg								
vs Montevallo	11/05/21	*	21	3-3	1.000	2-2	1.000	0-0	.000	1	1	2	2.0	3	2	1	1	1	8	8.0	
at Mont. St. Billings	11/06/21	*	35	5-11	.455	2-5	.400	0-0	.000	0	1	1	1.5	0	2	1	0	3	12	10.0	
vs Tampa	11/07/21	*	25	1-4	.250	0-3	.000	0-0	.000	1	4	5	2.7	1	2	1	0	1	2	7.3	
at Colo. Christian	11/12/21	*	25	2-8	.250	0-4	.000	6-6	1.000	3	5	8	4.0	1	2	1	0	1	10	8.0	
vs Colorado St.-Pueblo	11/13/21	*	29	4-9	.444	2-4	.500	1-2	.500	0	1	1	3.4	3	0	3	1	2	11	8.6	
LANDER	11/19/21	*	26	3-6	.500	1-4	.250	4-4	1.000	1	3	4	3.5	1	2	1	0	1	11	9.0	
DAEMEN	11/20/21	*	24	2-4	.500	0-1	.000	1-1	1.000	0	5	5	3.7	2	2	0	0	1	5	8.4	
vs Minn.-Crookston	11/25/21	*	23	4-7	.571	2-4	.500	0-0	.000	1	6	7	4.1	2	4	0	1	1	10	8.6	
at Hawaii Pacific	11/26/21	*	25	3-5	.600	1-1	1.000	2-2	1.000	0	4	4	4.1	1	1	0	0	1	9	8.7	
WEST TEX. A&M	12/07/21	*	31	2-6	.333	0-2	.000	1-2	.500	0	4	4	4.1	2	2	2	0	0	5	8.3	
at Western N.M.	12/11/21	*	21	2-5	.400	2-2	1.000	0-0	.000	1	0	1	3.8	1	1	1	0	3	6	8.1	
CAMERON	12/16/21	*	31	3-5	.600	2-3	.667	5-8	.625	1	5	6	4.0	0	2	1	0	2	13	8.5	
at Tex. A&M-Kingsville	12/31/21	*	24	2-6	.333	1-4	.250	1-2	.500	1	1	2	3.8	1	0	3	1	1	6	8.3	
at Tex. A&M Int'l	01/02/22	*	33	4-8	.500	1-3	.333	0-0	.000	2	5	7	4.1	3	5	0	0	4	9	8.4	
ARK.-FORT SMITH	01/06/22	*	15	1-2	.500	1-2	.500	0-0	.000	0	1	1	3.9	1	1	2	0	1	3	8.0	
at Tex. A&M-Commerce	01/13/22	*	30	3-7	.429	1-3	.333	0-0	.000	1	0	1	3.7	4	3	3	0	0	7	7.9	
at Texas-Tyler	01/15/22	*	32	5-6	.833	2-2	1.000	1-2	.500	4	5	9	4.0	0	0	0	0	0	13	8.2	
ST. EDWARD'S	01/20/22	*	20	4-6	.667	1-1	1.000	2-2	1.000	1	1	2	3.9	1	3	1	0	0	11	8.4	
ST. MARY'S (TX)	01/22/22	*	20	1-4	.250	0-0	.000	0-0	.000	0	0	0	3.7	2	1	1	1	3	2	8.1	
at Angelo St.	01/27/22	*	29	3-11	.273	1-4	.250	3-3	1.000	2	8	10	4.0	4	2	3	0	0	10	8.2	
at Tex. Permian Basin	01/29/22	*	26	8-12	.667	6-8	.750	2-2	1.000	0	3	3	4.0	3	2	1	0	1	24	8.9	
Totals			21	545	65-135	.481	28-62	.452	29-36	.806	20	63	83	4.0	36	39	26	5	27	187	8.9

Games played: 21
Minutes/game: 26.0
Points/game: 8.9
FG Pct: 48.1
3FG Pct: 45.2
FT Pct: 80.6

Rebounds/game: 4.0
Assists/game: 1.9
Turnovers/game: 1.2
Assist/turnover ratio: 1.5
Steals/game: 1.3
Blocks/game: 0.2

THE STAT CREW SYSTEM
Lubbock Christian Individual Game-by-Game (as of Jan 31, 2022)
All games

#15 Shaylee Stovall

Opponent	Date	gs	min	Total		3-Pointers		Free throws		Rebounds				pf	a	t/o	blk	stl	pts	avg
				fg-fga	pct	3fg-fga	pct	ft-fla	pct	off	def	tot	avg							
vs Montevallo	11/05/21		6	0-1	.000	0-1	.000	0-0	.000	0	0	0	0.0	1	0	0	0	0	0	0.0
vs Tampa	11/07/21		3	0-0	.000	0-0	.000	0-0	.000	0	0	0	0.0	0	0	0	0	0	0	0.0
at Colo. Christian	11/12/21		5	0-0	.000	0-0	.000	3-4	.750	0	2	2	0.7	0	0	0	0	0	3	1.0
vs Colorado St.-Pueblo	11/13/21		0	0-0	.000	0-0	.000	0-0	.000	0	0	0	0.5	0	0	0	0	0	0	0.8
DAEMEN	11/20/21		8	0-1	.000	0-0	.000	0-0	.000	0	1	1	0.6	0	1	0	0	0	0	0.6
vs Minn.-Crookston	11/25/21		10	0-1	.000	0-1	.000	0-0	.000	0	2	2	0.8	1	2	0	0	0	0	0.5
at Hawaii Pacific	11/26/21		6	0-0	.000	0-0	.000	1-2	.500	0	1	1	0.9	1	0	0	0	0	1	0.6
at Western N.M.	12/11/21		13	2-3	.667	2-3	.667	0-0	.000	0	0	0	0.8	1	0	1	0	0	6	1.3
CAMERON	12/16/21		1	0-0	.000	0-0	.000	0-0	.000	0	0	0	0.7	0	0	0	0	0	0	1.1
at Tex. A&M-Kingsville	12/31/21		6	0-0	.000	0-0	.000	0-0	.000	0	1	1	0.7	0	0	0	0	1	0	1.0
at Tex. A&M Int'l	01/02/22		4	0-0	.000	0-0	.000	0-0	.000	0	1	1	0.7	0	0	0	0	1	0	0.9
ARK.-FORT SMITH	01/06/22		11	2-3	.667	1-1	1.000	0-0	.000	0	0	0	0.7	0	1	1	0	0	5	1.3
at Tex. A&M-Commerce	01/13/22		2	0-0	.000	0-0	.000	0-0	.000	0	0	0	0.6	0	0	0	0	0	0	1.2
ST. EDWARD'S	01/20/22		10	1-1	1.000	0-0	.000	0-0	.000	0	1	1	0.6	0	0	1	0	1	2	1.2
ST. MARY'S (TX)	01/22/22		11	2-3	.667	2-3	.667	0-0	.000	0	0	0	0.6	2	0	0	0	1	6	1.5
at Angelo St.	01/27/22		7	1-3	.333	0-1	.000	0-0	.000	0	0	0	0.6	0	0	0	0	0	2	1.6
at Tex. Permian Basin	01/29/22		6	0-0	.000	0-0	.000	0-0	.000	0	0	0	0.5	0	0	0	0	0	0	1.5
Totals		0	109	8-16	.500	5-10	.500	4-6	.667	0	9	9	0.5	6	4	3	0	4	25	1.5

Games played: 17
Minutes/game: 6.4
Points/game: 1.5
FG Pct: 50.0
3FG Pct: 50.0
FT Pct: 66.7

Rebounds/game: 0.5
Assists/game: 0.2
Turnovers/game: 0.2
Assist/turnover ratio: 1.3
Steals/game: 0.2

THE STAT CREW SYSTEM
Lubbock Christian Individual Game-by-Game (as of Jan 31, 2022)
All games

#20 Carli Bostwick

Opponent	Date	gs	min	Total		3-Pointers		Free throws		Rebounds				pf	a	t/o	blk	stl	pts	avg
				fg-fga	pct	3fg-fga	pct	ft-fla	pct	off	def	tot	avg							
vs Montevallo	11/05/21		1	0-0	.000	0-0	.000	0-0	.000	0	1	1	1.0	0	0	0	0	0	0	0.0
at Colo. Christian	11/12/21		2	0-0	.000	0-0	.000	0-0	.000	0	0	0	0.5	0	0	0	0	0	0	0.0
DAEMEN	11/20/21		4	1-1	1.000	0-0	.000	0-0	.000	0	0	0	0.3	1	0	1	0	1	2	0.7
vs Minn.-Crookston	11/25/21		6	0-3	.000	0-1	.000	0-0	.000	0	0	0	0.3	1	0	0	0	0	0	0.5
at Hawaii Pacific	11/26/21		3	0-1	.000	0-1	.000	0-2	.000	0	0	0	0.2	0	0	0	0	1	0	0.4
at Western N.M.	12/11/21		7	0-0	.000	0-0	.000	0-0	.000	0	0	0	0.2	0	0	1	0	0	0	0.3
ARK.-FORT SMITH	01/06/22		10	1-1	1.000	1-1	1.000	0-0	.000	0	1	1	0.3	0	1	0	0	0	3	0.7
ST. EDWARD'S	01/20/22		4	1-1	1.000	0-0	.000	4-4	1.000	0	0	0	0.3	0	0	0	0	0	6	1.4
ST. MARY'S (TX)	01/22/22		5	1-2	.500	0-0	.000	1-1	1.000	0	1	1	0.3	0	1	1	0	0	3	1.6
at Tex. Permian Basin	01/29/22		3	1-2	.500	0-1	.000	0-0	.000	0	0	0	0.3	1	0	0	0	0	2	1.6
Totals		0	45	5-11	.455	1-4	.250	5-7	.714	0	3	3	0.3	3	2	3	0	2	16	1.6

Games played: 10

Minutes/game: 4.5

Points/game: 1.6

FG Pct: 45.5

3FG Pct: 25.0

FT Pct: 71.4

Rebounds/game: 0.3

Assists/game: 0.2

Turnovers/game: 0.3

Assist/turnover ratio: 0.7

Steals/game: 0.2

THE STAT CREW SYSTEM
Lubbock Christian Individual Game-by-Game (as of Jan 31, 2022)
All games

#21 Allie Schulte

Opponent	Date	gs	min	Total		3-Pointers		Free throws		Rebounds				pf	a	t/o	blk	stl	pts	avg	
				fg-fga	pct	3fg-fga	pct	ft-fla	pct	off	def	tot	avg								
vs Montevallo	11/05/21	*	30	8-11	.727	3-5	.600	0-0	.000	0	5	5	5.0	0	5	2	0	2	19	19.0	
at Mont. St. Billings	11/06/21	*	34	4-10	.400	2-5	.400	6-6	1.000	1	6	7	6.0	3	3	5	0	2	16	17.5	
vs Tampa	11/07/21	*	32	3-5	.600	1-2	.500	3-4	.750	0	4	4	5.3	1	4	0	1	3	10	15.0	
at Colo. Christian	11/12/21	*	26	1-5	.200	0-3	.000	2-2	1.000	1	2	3	4.8	1	3	0	1	5	4	12.3	
vs Colorado St.-Pueblo	11/13/21	*	32	2-8	.250	0-2	.000	8-8	1.000	0	6	6	5.0	3	8	3	0	1	12	12.2	
LANDER	11/19/21	*	30	1-5	.200	0-2	.000	10-10	1.000	0	3	3	4.7	2	2	4	1	1	12	12.2	
DAEMEN	11/20/21	*	22	5-8	.625	1-2	.500	6-6	1.000	1	1	2	4.3	2	2	1	0	0	17	12.9	
vs Minn.-Crookston	11/25/21	*	19	5-12	.417	1-5	.200	1-2	.500	2	2	4	4.3	3	4	1	0	2	12	12.8	
at Hawaii Pacific	11/26/21	*	32	9-14	.643	4-7	.571	0-0	.000	0	4	4	4.2	1	6	0	0	5	22	13.8	
WEST TEX. A&M	12/07/21	*	35	3-6	.500	1-1	1.000	2-2	1.000	0	3	3	4.1	1	2	0	0	1	9	13.3	
at Western N.M.	12/11/21	*	17	3-8	.375	0-2	.000	0-0	.000	0	1	1	3.8	0	0	0	0	4	6	12.6	
CAMERON	12/16/21	*	31	2-4	.500	0-1	.000	0-0	.000	1	4	5	3.9	0	5	1	0	3	4	11.9	
at Tex. A&M-Kingsville	12/31/21	*	32	2-11	.182	1-5	.200	2-4	.500	1	0	1	3.7	1	0	2	1	7	7	11.5	
at Tex. A&M Int'l	01/02/22	*	34	7-13	.538	3-7	.429	6-8	.750	2	1	3	3.6	1	5	4	1	8	23	12.4	
ARK.-FORT SMITH	01/06/22	*	17	5-6	.833	1-2	.500	1-1	1.000	0	1	1	3.5	0	3	1	0	4	12	12.3	
at Tex. A&M-Commerce	01/13/22	*	25	5-13	.385	1-4	.250	1-1	1.000	0	3	3	3.4	4	0	2	0	3	12	12.3	
at Texas-Tyler	01/15/22	*	29	1-3	.333	1-3	.333	2-2	1.000	1	1	2	3.4	0	4	1	0	1	5	11.9	
ST. EDWARD'S	01/20/22	*	22	5-8	.625	1-1	1.000	0-0	.000	1	1	2	3.3	0	3	1	1	4	11	11.8	
ST. MARY'S (TX)	01/22/22	*	23	5-9	.556	1-3	.333	0-0	.000	2	3	5	3.4	1	8	0	0	4	11	11.8	
at Angelo St.	01/27/22	*	38	10-13	.769	0-1	.000	1-1	1.000	0	3	3	3.4	3	3	1	1	3	21	12.3	
at Tex. Permian Basin	01/29/22	*	31	7-11	.636	2-5	.400	3-4	.750	0	3	3	3.3	1	6	1	1	4	19	12.6	
Totals			21	591	93-183	.508	24-68	.353	54-61	.885	13	57	70	3.3	28	76	30	8	67	264	12.6

Games played: 21
Minutes/game: 28.1
Points/game: 12.6
FG Pct: 50.8
3FG Pct: 35.3
FT Pct: 88.5

Rebounds/game: 3.3
Assists/game: 3.6
Turnovers/game: 1.4
Assist/turnover ratio: 2.5
Steals/game: 3.2
Blocks/game: 0.4

THE STAT CREW SYSTEM
Lubbock Christian Individual Game-by-Game (as of Jan 31, 2022)
All games

#22 Juliana Robertson

Opponent	Date	gs	min	Total		3-Pointers		Free throws		Rebounds				pf	a	t/o	blk	stl	pts	avg	
				fg-fga	pct	3fg-fga	pct	ft-fla	pct	off	def	tot	avg								
vs Montevallo	11/05/21	*	24	2-9	.222	1-3	.333	4-4	1.000	0	6	6	6.0	4	3	2	0	0	9	9.0	
at Mont. St. Billings	11/06/21	*	25	3-4	.750	0-0	.000	1-2	.500	1	4	5	5.5	5	0	4	1	0	7	8.0	
vs Tampa	11/07/21	*	34	2-6	.333	1-1	1.000	0-0	.000	1	6	7	6.0	2	1	4	0	0	5	7.0	
at Colo. Christian	11/12/21	*	26	0-5	.000	0-0	.000	0-0	.000	3	5	8	6.5	3	0	2	0	0	0	5.3	
vs Colorado St.-Pueblo	11/13/21	*	33	0-6	.000	0-4	.000	2-2	1.000	0	5	5	6.2	2	0	1	1	3	2	4.6	
LANDER	11/19/21	*	20	5-7	.714	0-1	.000	1-1	1.000	1	2	3	5.7	5	0	3	0	0	11	5.7	
DAEMEN	11/20/21	*	20	0-3	.000	0-0	.000	2-2	1.000	4	3	7	5.9	3	1	1	1	0	2	5.1	
vs Minn.-Crookston	11/25/21	*	23	4-6	.667	0-1	.000	0-0	.000	2	4	6	5.9	3	3	1	1	0	8	5.5	
at Hawaii Pacific	11/26/21	*	29	2-4	.500	0-0	.000	1-2	.500	1	12	13	6.7	4	4	3	0	1	5	5.4	
WEST TEX. A&M	12/07/21	*	34	5-9	.556	0-0	.000	1-2	.500	4	11	15	7.5	2	1	4	2	2	11	6.0	
at Western N.M.	12/11/21	*	15	2-5	.400	0-1	.000	1-2	.500	0	0	0	6.8	0	1	1	0	0	5	5.9	
CAMERON	12/16/21	*	25	5-13	.385	1-5	.200	3-4	.750	0	8	8	6.9	2	1	2	0	2	14	6.6	
at Tex. A&M-Kingsville	12/31/21	*	30	4-7	.571	0-2	.000	0-0	.000	2	6	8	7.0	2	0	2	1	1	8	6.7	
at Tex. A&M Int'l	01/02/22	*	25	1-3	.333	0-0	.000	0-0	.000	1	3	4	6.8	5	1	1	0	3	2	6.4	
ARK.-FORT SMITH	01/06/22	*	17	2-3	.667	1-1	1.000	0-0	.000	1	3	4	6.6	0	3	1	0	3	5	6.3	
at Tex. A&M-Commerce	01/13/22	*	38	5-7	.714	0-1	.000	1-2	.500	0	6	6	6.6	4	3	2	2	1	11	6.6	
at Texas-Tyler	01/15/22	*	35	4-13	.308	1-1	1.000	0-0	.000	2	16	18	7.2	1	2	2	2	1	9	6.7	
ST. EDWARD'S	01/20/22	*	24	2-6	.333	0-0	.000	2-2	1.000	1	7	8	7.3	1	4	1	4	4	6	6.7	
ST. MARY'S (TX)	01/22/22	*	14	0-3	.000	0-0	.000	0-2	.000	2	2	4	7.1	1	2	0	1	1	0	6.3	
at Angelo St.	01/27/22	*	31	2-8	.250	0-0	.000	1-1	1.000	0	4	4	7.0	4	3	1	0	4	5	6.3	
at Tex. Permian Basin	01/29/22	*	25	4-5	.800	0-0	.000	1-1	1.000	4	1	5	6.9	3	3	0	0	0	9	6.4	
Totals			21	547	54-132	.409	5-21	.238	21-29	.724	30	114	144	6.9	56	36	38	16	26	134	6.4

Games played: 21
Minutes/game: 26.0
Points/game: 6.4
FG Pct: 40.9
3FG Pct: 23.8
FT Pct: 72.4

Rebounds/game: 6.9
Assists/game: 1.7
Turnovers/game: 1.8
Assist/turnover ratio: 0.9
Steals/game: 1.2
Blocks/game: 0.8

THE STAT CREW SYSTEM
Lubbock Christian Individual Game-by-Game (as of Jan 31, 2022)
All games

#23 Brylee Winfrey

Opponent	Date	gs	min	Total		3-Pointers		Free throws		Rebounds				pf	a	t/o	blk	stl	pts	avg
				fg-fga	pct	3fg-fga	pct	ft-fla	pct	off	def	tot	avg							
vs Montevallo	11/05/21		2	0-0	.000	0-0	.000	0-0	.000	0	0	0	0.0	0	0	1	1	0	0	0.0
at Colo. Christian	11/12/21		3	0-0	.000	0-0	.000	0-0	.000	0	0	0	0.0	0	0	1	0	0	0	0.0
DAEMEN	11/20/21		6	1-6	.167	1-3	.333	2-3	.667	0	0	0	0.0	2	0	0	0	0	5	1.7
vs Minn.-Crookston	11/25/21		8	0-3	.000	0-2	.000	2-2	1.000	0	1	1	0.3	1	1	2	0	0	2	1.8
at Hawaii Pacific	11/26/21		3	0-0	.000	0-0	.000	0-0	.000	0	2	2	0.6	2	1	0	0	0	0	1.4
at Western N.M.	12/11/21		9	0-2	.000	0-2	.000	0-0	.000	0	1	1	0.7	1	2	0	0	1	0	1.2
ARK.-FORT SMITH	01/06/22		11	1-1	1.000	0-0	.000	2-2	1.000	0	1	1	0.7	0	1	4	0	1	4	1.6
ST. EDWARD'S	01/20/22		4	0-1	.000	0-0	.000	0-0	.000	0	2	2	0.9	0	0	0	0	0	0	1.4
ST. MARY'S (TX)	01/22/22		6	0-0	.000	0-0	.000	0-0	.000	0	4	4	1.2	0	3	1	0	1	0	1.2
at Tex. Permian Basin	01/29/22		5	0-0	.000	0-0	.000	0-0	.000	1	0	1	1.2	0	0	0	0	0	0	1.1
Totals		0	57	2-13	.154	1-7	.143	6-7	.857	1	11	12	1.2	6	8	9	1	3	11	1.1

Games played: 10
Minutes/game: 5.7
Points/game: 1.1
FG Pct: 15.4
3FG Pct: 14.3
FT Pct: 85.7

Rebounds/game: 1.2
Assists/game: 0.8
Turnovers/game: 0.9
Assist/turnover ratio: 0.9
Steals/game: 0.3
Blocks/game: 0.1

THE STAT CREW SYSTEM
Lubbock Christian Individual Game-by-Game (as of Jan 31, 2022)
All games

#30 Audrey Spurgin

Opponent	Date	gs	min	Total		3-Pointers		Free throws		Rebounds				pf	a	t/o	blk	stl	pts	avg	
				fg-fga	pct	3fg-fga	pct	ft-fla	pct	off	def	tot	avg								
vs Montevallo	11/05/21		3	0-0	.000	0-0	.000	2-2	1.000	0	0	0	0.0	0	0	1	0	0	2	2.0	
vs Tampa	11/07/21		1	0-0	.000	0-0	.000	0-0	.000	0	0	0	0.0	2	0	1	0	0	0	1.0	
at Colo. Christian	11/12/21		2	0-1	.000	0-0	.000	0-0	.000	0	0	0	0.0	1	0	0	0	0	0	0.7	
DAEMEN	11/20/21		4	0-0	.000	0-0	.000	0-0	.000	0	1	1	0.3	1	0	1	0	0	0	0.5	
vs Minn.-Crookston	11/25/21		9	0-1	.000	0-0	.000	0-0	.000	0	3	3	0.8	2	0	0	1	2	0	0.4	
at Hawaii Pacific	11/26/21		3	0-1	.000	0-0	.000	0-0	.000	0	0	0	0.7	0	0	0	0	0	0	0.3	
at Western N.M.	12/11/21		5	0-3	.000	0-0	.000	1-2	.500	0	0	0	0.6	2	0	1	0	0	1	0.4	
ARK.-FORT SMITH	01/06/22		10	1-1	1.000	0-0	.000	5-6	.833	0	3	3	0.9	2	0	2	0	0	7	1.3	
ST. EDWARD'S	01/20/22		5	0-1	.000	0-0	.000	0-0	.000	0	0	0	0.8	0	0	1	0	0	0	1.1	
ST. MARY'S (TX)	01/22/22		8	1-4	.250	0-0	.000	0-0	.000	1	2	3	1.0	1	0	2	0	0	2	1.2	
Totals			0	50	2-12	.167	0-0	.000	8-10	.800	1	9	10	1.0	11	0	9	1	2	12	1.2

Games played: 10
Minutes/game: 5.0
Points/game: 1.2
FG Pct: 16.7
FT Pct: 80.0

Rebounds/game: 1.0
Turnovers/game: 0.9
Steals/game: 0.2
Blocks/game: 0.1

THE STAT CREW SYSTEM
Lubbock Christian Individual Game-by-Game (as of Jan 31, 2022)
All games

#34 Whitney Cox

Opponent	Date	gs	min	Total		3-Pointers		Free throws		Rebounds				pf	a	t/o	blk	stl	pts	avg
				fg-fga	pct	3fg-fga	pct	ft-fla	pct	off	def	tot	avg							
vs Montevallo	11/05/21		6	0-2	.000	0-0	.000	0-0	.000	0	1	1	1.0	1	1	0	1	0	0	0.0
at Mont. St. Billings	11/06/21		5	0-0	.000	0-0	.000	0-0	.000	0	0	0	0.5	1	0	1	0	0	0	0.0
vs Tampa	11/07/21		4	0-1	.000	0-0	.000	0-0	.000	0	0	0	0.3	2	0	1	0	0	0	0.0
at Colo. Christian	11/12/21		6	1-2	.500	0-0	.000	1-2	.500	0	1	1	0.5	0	0	0	1	0	3	0.8
LANDER	11/19/21		4	1-1	1.000	0-0	.000	0-0	.000	0	0	0	0.4	0	0	0	1	0	2	1.0
DAEMEN	11/20/21		12	1-2	.500	0-0	.000	2-4	.500	0	2	2	0.7	4	0	1	0	1	4	1.5
vs Minn.-Crookston	11/25/21		7	0-0	.000	0-0	.000	0-2	.000	0	0	0	0.6	2	1	1	0	0	0	1.3
at Hawaii Pacific	11/26/21		3	1-1	1.000	0-0	.000	0-0	.000	0	0	0	0.5	0	0	0	0	0	2	1.4
WEST TEX. A&M	12/07/21		2	0-0	.000	0-0	.000	0-0	.000	1	0	1	0.6	1	0	0	0	0	0	1.2
at Western N.M.	12/11/21		13	0-1	.000	0-0	.000	4-4	1.000	0	4	4	0.9	1	2	1	0	0	4	1.5
CAMERON	12/16/21		3	1-3	.333	0-0	.000	0-0	.000	0	0	0	0.8	1	0	0	0	0	2	1.5
at Tex. A&M-Kingsville	12/31/21		2	0-1	.000	0-0	.000	0-0	.000	0	0	0	0.8	0	0	0	0	0	0	1.4
at Tex. A&M Int'l	01/02/22		5	1-1	1.000	0-0	.000	0-0	.000	0	2	2	0.8	1	0	1	0	0	2	1.5
ARK.-FORT SMITH	01/06/22		13	1-5	.200	0-0	.000	0-0	.000	1	3	4	1.1	1	1	3	2	0	2	1.5
at Tex. A&M-Commerce	01/13/22		1	0-0	.000	0-0	.000	0-0	.000	0	0	0	1.0	2	0	1	0	0	0	1.4
at Texas-Tyler	01/15/22		7	1-1	1.000	0-0	.000	0-0	.000	0	0	0	0.9	0	1	1	0	0	2	1.4
ST. EDWARD'S	01/20/22		11	0-1	.000	0-0	.000	0-0	.000	0	2	2	1.0	0	1	0	0	0	0	1.4
ST. MARY'S (TX)	01/22/22		10	1-5	.200	0-0	.000	0-0	.000	2	1	3	1.1	0	1	0	1	0	2	1.4
at Angelo St.	01/27/22		0	0-0	.000	0-0	.000	0-0	.000	0	1	1	1.1	0	0	0	0	0	0	1.3
at Tex. Permian Basin	01/29/22		8	2-2	1.000	0-0	.000	0-0	.000	0	1	1	1.1	2	0	0	0	1	4	1.5
Totals		0	122	11-29	.379	0-0	.000	7-12	.583	4	18	22	1.1	19	8	11	6	2	29	1.5

Games played: 20
Minutes/game: 6.1
Points/game: 1.5
FG Pct: 37.9
FT Pct: 58.3

Rebounds/game: 1.1
Assists/game: 0.4
Turnovers/game: 0.6
Assist/turnover ratio: 0.7
Steals/game: 0.1
Blocks/game: 0.3

THE STAT CREW SYSTEM
Lubbock Christian Individual Game-by-Game (as of Jan 31, 2022)
All games

#40 Reese Schumann

Opponent	Date	gs	min	Total		3-Pointers		Free throws		Rebounds				pf	a	t/o	blk	stl	pts	avg
				fg-fga	pct	3fg-fga	pct	ft-fla	pct	off	def	tot	avg							
at Colo. Christian	11/12/21		1	0-0	.000	0-0	.000	0-0	.000	0	0	0	0.0	0	0	0	0	0	0	0.0
DAEMEN	11/20/21		4	0-0	.000	0-0	.000	0-0	.000	0	0	0	0.0	1	0	0	0	0	0	0.0
vs Minn.-Crookston	11/25/21		6	1-2	.500	0-0	.000	1-2	.500	2	3	5	1.7	2	0	0	0	0	3	1.0
at Hawaii Pacific	11/26/21		1	0-0	.000	0-0	.000	2-2	1.000	1	0	1	1.5	0	0	0	0	0	2	1.3
at Western N.M.	12/11/21		9	1-2	.500	0-0	.000	0-0	.000	1	3	4	2.0	0	0	0	0	0	2	1.4
ARK.-FORT SMITH	01/06/22		10	0-2	.000	0-0	.000	0-0	.000	2	0	2	2.0	1	0	2	0	0	0	1.2
ST. EDWARD'S	01/20/22		3	0-0	.000	0-0	.000	0-2	.000	0	0	0	1.7	1	0	0	0	0	0	1.0
ST. MARY'S (TX)	01/22/22		6	2-3	.667	0-0	.000	0-0	.000	1	0	1	1.6	0	0	0	0	0	4	1.4
Totals		0	40	4-9	.444	0-0	.000	3-6	.500	7	6	13	1.6	5	0	2	0	0	11	1.4

Games played: 8
Minutes/game: 5.0
Points/game: 1.4
FG Pct: 44.4
FT Pct: 50.0

Rebounds/game: 1.6
Turnovers/game: 0.3

THE STAT CREW SYSTEM
Lubbock Christian Individual Game-by-Game (as of Jan 31, 2022)
All games

#TM TEAM

Opponent	Date	gs	min	Total		3-Pointers		Free throws		Rebounds				pf	a	t/o	blk	stl	pts	avg
				fg-fga	pct	3fg-fga	pct	ft-fla	pct	off	def	tot	avg							
vs Montevallo	11/05/21		0	0-0	.000	0-0	.000	0-0	.000	1	3	4	4.0	0	0	0	0	0	0	0.0
at Mont. St. Billings	11/06/21		0	0-0	.000	0-0	.000	0-0	.000	1	3	4	4.0	0	0	0	0	0	0	0.0
vs Tampa	11/07/21		0	0-0	.000	0-0	.000	0-0	.000	0	2	2	3.3	0	0	1	0	0	0	0.0
at Colo. Christian	11/12/21		0	0-0	.000	0-0	.000	0-0	.000	0	0	0	2.5	0	0	2	0	0	0	0.0
vs Colorado St.-Pueblo	11/13/21		0	0-0	.000	0-0	.000	0-0	.000	0	0	0	2.0	0	0	2	0	0	0	0.0
LANDER	11/19/21		0	0-0	.000	0-0	.000	0-0	.000	1	3	4	2.3	0	0	0	0	0	0	0.0
DAEMEN	11/20/21		0	0-0	.000	0-0	.000	0-0	.000	1	5	6	2.9	0	0	0	0	0	0	0.0
vs Minn.-Crookston	11/25/21		0	0-0	.000	0-0	.000	0-0	.000	1	0	1	2.6	0	0	1	0	0	0	0.0
at Hawaii Pacific	11/26/21		0	0-0	.000	0-0	.000	0-0	.000	1	2	3	2.7	0	0	2	0	0	0	0.0
WEST TEX. A&M	12/07/21		0	0-0	.000	0-0	.000	0-0	.000	1	3	4	2.8	0	0	0	0	0	0	0.0
at Western N.M.	12/11/21		0	0-0	.000	0-0	.000	0-0	.000	0	0	0	2.5	0	0	1	0	0	0	0.0
CAMERON	12/16/21		0	0-0	.000	0-0	.000	0-0	.000	2	3	5	2.8	0	0	0	0	0	0	0.0
at Tex. A&M-Kingsville	12/31/21		0	0-0	.000	0-0	.000	0-0	.000	0	0	0	2.5	0	0	0	0	0	0	0.0
at Tex. A&M Int'l	01/02/22		0	0-0	.000	0-0	.000	0-0	.000	0	0	0	2.4	0	0	1	0	0	0	0.0
ARK.-FORT SMITH	01/06/22		0	0-0	.000	0-0	.000	0-0	.000	1	3	4	2.5	0	0	1	0	0	0	0.0
at Tex. A&M-Commerce	01/13/22		0	0-0	.000	0-0	.000	0-0	.000	2	2	4	2.6	0	0	0	0	0	0	0.0
at Texas-Tyler	01/15/22		0	0-0	.000	0-0	.000	0-0	.000	2	5	7	2.8	0	0	3	0	0	0	0.0
ST. EDWARD'S	01/20/22		0	0-0	.000	0-0	.000	0-0	.000	1	2	3	2.8	0	0	1	0	0	0	0.0
ST. MARY'S (TX)	01/22/22		0	0-0	.000	0-0	.000	0-0	.000	3	1	4	2.9	0	0	2	0	0	0	0.0
at Angelo St.	01/27/22		0	0-0	.000	0-0	.000	0-0	.000	3	2	5	3.0	0	0	0	0	0	0	0.0
at Tex. Permian Basin	01/29/22		0	0-0	.000	0-0	.000	0-0	.000	1	3	4	3.0	0	0	2	0	0	0	0.0
Totals		0	0	0-0	.000	0-0	.000	0-0	.000	22	42	64	3.0	0	0	19	0	0	0	0.0

Games played: 21

Rebounds/game: 3.0

Turnovers/game: 0.9

LUBBOCK CHRISTIAN UNIVERSITY WOMEN'S BASKETBALL GAME NOTES

Montevallo vs Lubbock Christian 11/05/21 3:30 pm at Billings, MT

Montevallo 55 • 0-1,0-0 Gulf Sou

#	Player	Total		3-Ptr		Rebounds			PF	TP	A TO Blk Stl				Min
		FG-FGA	FG-FGA	FT-FTA	FT-FTA	Off	Def	Tot			A	TO	Blk	Stl	
12	Shyan Flack	r	1-8	1-3	7-10	2	11	13	0	10	1	1	1	0	27
22	Savannah Lee	f	4-11	0-3	1-2	4	5	9	2	9	0	4	1	1	27
05	Marisa Snodgrass	g	2-6	1-5	0-1	1	3	4	2	5	1	4	0	1	31
11	Kiya Sain	g	4-10	0-3	0-0	2	2	4	0	8	2	0	0	0	28
23	Jordan Jones	g	2-8	0-1	0-2	1	1	2	3	4	1	2	0	0	20
01	Jennifer Andrew		0-1	0-0	3-4	0	1	1	2	3	1	1	0	0	11
02	Sara Strohmeier		0-0	0-0	0-0	0	0	0	1	0	0	0	0	0	4
03	Tiara McLeod		1-1	0-0	2-2	0	4	4	1	4	0	0	0	0	10
04	Anna Katherine Eastm		0-2	1-2	0-0	0	0	0	2	3	0	1	0	0	13
14	Leisha Steger		0-1	0-1	0-0	0	0	0	0	0	0	0	0	0	3
20	Miriam Oldacre		0-1	0-0	0-0	0	0	0	0	0	1	1	0	0	3
33	Elizabeth Hill		1-3	1-3	0-0	0	0	0	0	3	1	1	0	0	5
33	Michaela Edwards		2-4	1-1	1-3	1	1	1	0	6	0	1	0	4	18
Team						2	1	3							
Totals			18-56	5-22	14-24	13	28	41	13	55	8	16	2	6	200

1st - FG %:	3-14	21.4%	2nd: 6-17	35.3%	3rd: 3-13	23.1%	4th: 6-12	50.0%	Game: 18-56	32.1%	Deadball
3FG %:	1-5	20.0%	1-7	14.3%	1-5	20.0%	2-5	40.0%	5-22	22.7%	Rebounds
FT %:	4-4	100.0%	2-6	33.3%	5-8	62.5%	3-6	50.0%	14-24	58.3%	6

Lubbock Christian 69 • 1-0,0-0 Lone Sta

#	Player	Total		3-Ptr		Rebounds			PF	TP	A TO Blk Stl				Min
		FG-FGA	FG-FGA	FT-FTA	FT-FTA	Off	Def	Tot			A	TO	Blk	Stl	
22	Juliana Robertson	r	2-9	1-3	4-4	0	6	6	4	9	3	2	0	0	24
01	Ashton Duncan	g	4-12	4-12	0-0	1	3	4	2	12	1	1	0	2	30
05	Laynee Burr	g	4-10	2-3	0-0	1	2	3	4	10	6	3	0	4	31
14	Channing Cunyus	g	3-3	2-2	0-0	1	1	2	3	8	2	1	1	1	21
21	Allie Schulte	g	8-11	3-5	0-0	0	5	5	0	19	5	2	0	2	30
00	Grace Foster		3-6	1-2	0-0	2	7	9	2	7	1	2	2	0	18
02	Maci Maddox		0-1	0-0	0-0	0	0	0	0	0	0	0	0	1	10
03	Audrey Robertson		1-4	0-1	0-0	0	0	0	1	2	0	0	0	1	16
12	Savannah Sumrall		0-0	0-0	0-0	0	0	0	0	0	0	0	0	0	2
15	Shaylee Stovall		0-1	0-1	0-0	0	0	0	1	0	0	0	0	0	6
20	Carli Bostwick		0-0	0-0	0-0	0	1	1	0	0	0	0	0	0	1
23	Brylee Winfrey		0-0	0-0	0-0	0	0	0	0	0	0	1	1	0	2
30	Audrey Spurgin		0-0	0-0	2-2	0	0	0	0	2	0	1	0	0	3
34	Whitney Cox		0-2	0-0	0-0	0	1	1	1	0	1	0	1	0	6
Team						1	3	4							
Totals			25-59	13-29	6-6	6	29	35	18	69	19	13	5	11	200

1st - FG %:	8-18	44.4%	2nd: 6-14	42.9%	3rd: 7-16	43.8%	4th: 4-11	36.4%	Game: 25-59	42.4%	Deadball
3FG %:	5-10	50.0%	3-7	42.9%	2-4	50.0%	3-8	37.5%	13-29	44.8%	Rebounds
FT %:	0-0	0.0%	0-0	0.0%	4-4	100.0%	0-0	0.0%	6-6	100.0%	0

Officials: Brian Williams, Steven Landro, Aaron Haugen
Technical fouls: Montevallo-None. Lubbock Christian-None.
Attendance: 155

2021-22 Women's Basketball. Round: 0. Lubbock Christian vs Montevallo. Played

Score by periods	1st	2nd	3rd	4th	Total
Montevallo	11	15	12	17	55
Lubbock Christian	21	15	20	13	69

Lubbock Christian vs Mont. St. Billings 11/06/21 7:00 pm at Billings, MT

Lubbock Christian 67 • 2-0,0-0 Lone Sta

#	Player	Total		3-Ptr		Rebounds			PF	TP	A TO Blk Stl				Min
		FG-FGA	FG-FGA	FT-FTA	FT-FTA	Off	Def	Tot			A	TO	Blk	Stl	
22	Juliana Robertson	r	3-4	0-0	1-2	1	4	5	5	7	0	4	1	0	25
01	Ashton Duncan	g	7-11	3-6	5-6	1	4	5	2	22	2	0	0	2	37
05	Laynee Burr	g	1-6	0-2	3-6	1	1	2	1	5	3	0	0	2	36
14	Channing Cunyus	g	5-11	2-5	0-0	0	1	1	0	12	2	1	0	3	35
21	Allie Schulte	g	4-10	2-5	6-6	1	6	7	3	16	3	5	0	2	34
00	Grace Foster		0-0	0-0	0-0	0	1	1	0	0	0	2	0	0	7
03	Audrey Robertson		2-4	0-1	1-1	0	0	0	0	5	0	0	0	0	21
34	Whitney Cox		0-0	0-0	0-0	0	0	0	1	0	0	1	0	0	5
Team						1	3	4							
Totals			22-46	7-19	16-21	5	20	25	12	67	10	13	1	9	200

1st - FG %:	3-14	21.4%	2nd: 9-13	69.2%	3rd: 5-11	45.5%	4th: 5-8	62.5%	Game: 22-46	47.8%	Deadball
3FG %:	2-8	25.0%	3-5	60.0%	1-4	25.0%	1-2	50.0%	7-19	36.8%	Rebounds
FT %:	0-0	0.0%	7-7	100.0%	2-2	100.0%	6-10	60.0%	16-21	76.2%	2

Mont. St. Billings 61 • 1-1,0-0 Great No

#	Player	Total		3-Ptr		Rebounds			PF	TP	A TO Blk Stl				Min
		FG-FGA	FG-FGA	FT-FTA	FT-FTA	Off	Def	Tot			A	TO	Blk	Stl	
15	Cariann Kunkel	r	2-6	0-1	2-2	2	6	8	1	6	4	5	0	1	28
22	Taryn Shelley	r	7-13	0-1	0-0	3	8	11	2	14	2	4	0	0	30
12	Shayla Montague	g	3-10	2-8	0-0	0	2	2	2	8	1	0	0	2	31
21	Danielle Zahn	g	3-7	2-4	0-0	0	1	1	2	8	5	4	0	1	28
25	Addison Gardner	g	1-3	1-3	2-2	0	1	1	1	5	0	2	0	0	21
02	Skyler Patton		1-3	1-1	2-2	0	0	0	2	5	4	1	0	0	12
14	Kortney Nelson		5-5	0-0	0-0	2	2	4	3	10	1	0	0	0	25
30	Dyauni Boyce		1-4	1-1	2-2	1	1	2	5	5	1	0	0	0	21
33	Natalie Andreas		0-0	0-0	0-0	0	0	0	0	0	0	0	0	0	3
34	Shannon Reny		0-0	0-0	0-0	0	0	0	2	0	0	0	0	0	1
Team						0	0	0							
Totals			23-51	7-19	8-8	8	21	29	20	61	18	18	0	4	200

1st - FG %:	7-13	53.8%	2nd: 5-12	41.7%	3rd: 6-15	40.0%	4th: 5-11	45.5%	Game: 23-51	45.1%	Deadball
3FG %:	1-2	50.0%	2-4	50.0%	2-7	28.6%	2-6	33.3%	7-19	36.8%	Rebounds
FT %:	2-2	100.0%	2-2	100.0%	2-2	100.0%	2-2	100.0%	8-8	100.0%	0,1

Officials: Craig Thompson, Aaron Haugen, Gretchen Fowell
Technical fouls: Lubbock Christian-None. Mont. St. Billings-None.
Attendance: 397

2021-22 Women's Basketball. Round: 0. Lubbock Christian vs Mont. St. Billings.

Score by periods	1st	2nd	3rd	4th	Total
Lubbock Christian	8	28	14	17	67
Mont. St. Billings	17	14	16	14	61

Lubbock Christian vs Tampa 11/07/21 4:15 pm at Billings, MT

Lubbock Christian 56 • 3-0,0-0 Lone Sta

#	Player	Total		3-Ptr		Rebounds			PF	TP	A TO Blk Stl				Min
		FG-FGA	FG-FGA	FT-FTA	FT-FTA	Off	Def	Tot			A	TO	Blk	Stl	
22	Juliana Robertson	r	2-6	1-1	0-0	1	6	7	2	5	1	4	0	0	34
01	Ashton Duncan	g	4-9	2-7	0-0	0	2	2	0	10	2	1	0	0	31
05	Laynee Burr	g	6-10	2-4	4-4	0	3	3	3	18	2	1	0	1	33
14	Channing Cunyus	g	1-4	0-3	0-0	1	4	5	1	2	2	1	0	1	25
21	Allie Schulte	g	3-5	1-2	3-4	0	4	4	1	10	4	0	1	3	32
00	Grace Foster		4-7	2-5	0-1	1	1	2	2	10	0	3	1	1	19
02	Maci Maddox		0-0	0-0	0-0	0	0	0	0	0	1	0	0	0	5
03	Audrey Robertson		0-2	0-1	1-2	0	1	1	1	1	1	1	0	0	13
15	Shaylee Stovall		0-0	0-0	0-0	0	0	0	0	0	0	0	0	0	3
30	Audrey Spurgin		0-0	0-0	0-0	0	0	0	2	0	0	1	0	0	1
34	Whitney Cox		0-1	0-0	0-0	0	0	0	2	0	0	1	0	0	4
Team						0	2	2							
Totals			20-44	8-23	8-11	3	23	26	14	56	13	14	2	6	200

1st - FG %:	4-11	36.4%	2nd: 5-13	38.5%	3rd: 5-9	55.6%	4th: 6-11	54.5%	Game: 20-44	45.5%	Deadball
3FG %:	3-8	37.5%	1-4	25.0%	3-6	50.0%	1-5	20.0%	8-23	34.8%	Rebounds
FT %:	1-2	50.0%	1-2	50.0%	2-3	66.7%	4-4	100.0%	8-11	72.7%	2

Tampa 44 • 1-2,0-0 Sunshine

#	Player	Total
---	--------	-------

LUBBOCK CHRISTIAN UNIVERSITY WOMEN'S BASKETBALL GAME NOTES

Lubbock Christian vs Colorado St.-Pueblo 11/13/21 11:00 am at Lakewood, CO

Lubbock Christian 56 • 4-1,0-0 Lone Sta

#	Player	Total		3-Ptr		Rebounds			PF	TP	A TO Blk Stl				Min
		FG-FGA	FG-FGA	FT-FTA	FT-FTA	Off	Def	Tot			A	TO	Blk	Stl	
22	Juliana Robertson	f	0-6	0-4	2-2	0	5	5	2	2	0	1	1	3	33
01	Ashton Duncan	g	8-14	4-8	0-0	0	4	4	0	20	0	2	0	0	36
05	Layne Burr	g	0-3	0-1	2-2	0	2	2	4	2	0	1	1	0	31
14	Channing Cunyus	g	4-9	2-4	1-2	0	1	1	3	11	0	3	1	2	29
21	Allie Schulte	g	2-8	0-2	8-8	0	6	6	3	12	8	3	0	1	32
00	Grace Foster		2-4	0-0	0-0	0	5	5	0	4	0	1	0	1	19
02	Maci Maddox		0-0	0-0	0-0	0	0	0	0	0	0	0	0	0	3
03	Audrey Robertson		2-7	0-2	1-2	0	0	0	1	5	0	1	0	2	17
15	Shaylee Stovall		0-0	0-0	0-0	0	0	0	0	0	0	0	0	0	0+
Team						0	0	0			2				
Totals			18-51	6-21	14-16	0	23	23	13	56	8	14	3	9	200
1st - FG %:		4-16	25.0%	2nd: 5-13	38.5%	3rd: 6-10	60.0%	4th: 3-12	25.0%	Game: 18-51	35.3%	Deadball			
3FG %:		1-6	16.7%	3-5	60.0%	1-4	25.0%	1-6	16.7%	6-21	28.6%	Rebounds			
FT %:		2-2	100.0%	4-6	66.7%	4-4	100.0%	4-4	100.0%	14-16	87.5%	5,4			

Colorado St.-Pueblo 64 • 1-1,0-0 RMAC

#	Player	Total		3-Ptr		Rebounds			PF	TP	A TO Blk Stl				Min
		FG-FGA	FG-FGA	FT-FTA	FT-FTA	Off	Def	Tot			A	TO	Blk	Stl	
23	Alisha Davis	f	7-17	2-3	2-2	5	7	12	2	18	1	0	1	3	31
00	Ro Dominguez	g	2-9	1-6	0-0	0	7	7	2	5	1	3	0	2	28
02	Ja'Naiya Davis	g	3-6	1-3	6-7	1	2	3	1	13	3	1	1	2	28
13	Tomia Johnson	g	5-14	4-9	0-1	0	5	5	3	14	1	2	0	1	27
21	Kansas Watts	g	1-4	0-0	2-2	4	4	8	2	4	1	2	1	0	28
03	Sydni Williams		1-2	0-1	0-0	0	3	3	1	2	1	1	0	1	12
04	Torie Bass		0-2	0-0	0-0	0	0	0	0	0	1	1	0	0	9
10	Morgan Dial		1-2	0-1	0-0	0	0	0	1	2	1	1	0	0	8
22	Amaya Lewis		3-6	0-2	0-1	1	1	2	1	6	0	1	0	1	21
34	Aubriana Noti		0-0	0-0	0-0	0	1	1	0	0	0	0	0	0	8
Team						0	0	0			1				
Totals			23-62	8-25	10-13	11	30	41	14	64	10	13	3	10	200
1st - FG %:		9-14	64.3%	2nd: 4-14	28.6%	3rd: 4-18	22.2%	4th: 6-16	37.5%	Game: 23-62	37.1%	Deadball			
3FG %:		3-5	60.0%	1-7	14.3%	1-7	14.3%	3-6	50.0%	8-25	32.0%	Rebounds			
FT %:		1-1	100.0%	0-1	0.0%	2-3	66.7%	7-8	87.5%	10-13	76.9%	4			

Officials: Amirah Leonard,Alex Gebers,Kevin Kizewski
Technical fouls: Lubbock Christian-None. Colorado St.-Pueblo-None.
Attendance: 150
2021-22 Women's Basketball. Round: 0. Colorado St.-Pueblo vs Lubbock Christian

Score by periods	1st	2nd	3rd	4th	Total
Lubbock Christian	11	17	17	11	56
Colorado St.-Pueblo	22	9	11	22	64

Lander vs Lubbock Christian 11/19/21 7:00 pm at Lubbock, TX

Lander 72 • 2-1,0-0 Peach Be

#	Player	Total		3-Ptr		Rebounds			PF	TP	A TO Blk Stl				Min
		FG-FGA	FG-FGA	FT-FTA	FT-FTA	Off	Def	Tot			A	TO	Blk	Stl	
21	Makaila Cange	f	5-8	0-0	3-5	7	3	10	4	13	0	2	0	4	24
05	Miriam Recarte	c	5-14	1-3	0-0	4	1	5	2	11	2	1	2	0	30
01	Amiaya Melvins	g	1-6	0-0	0-2	3	3	6	4	2	1	3	0	2	29
04	Sarah Crews	g	1-4	1-3	0-0	3	2	5	3	2	1	0	1	1	30
11	Zamiya Passmore	g	10-19	2-8	5-6	0	1	1	4	27	7	5	0	1	37
02	Vashae Rideout		1-4	0-2	0-0	0	0	0	3	2	1	1	0	0	11
03	Aniaya Jester		3-9	2-4	6-8	3	5	8	2	14	0	2	0	2	34
10	Jakiyah Parker		0-0	0-0	0-0	0	0	0	0	0	0	2	0	0	5
Team						2	3	5							
Totals			26-64	6-20	14-21	22	18	40	24	72	13	17	2	10	200
1st - FG %:		6-15	40.0%	2nd: 8-18	44.4%	3rd: 7-19	36.8%	4th: 5-12	41.7%	Game: 26-64	40.6%	Deadball			
3FG %:		1-4	25.0%	1-5	20.0%	2-6	33.3%	2-5	40.0%	6-20	30.0%	Rebounds			
FT %:		1-2	50.0%	6-9	66.7%	5-6	83.3%	2-4	50.0%	14-21	66.7%	2			

Lubbock Christian 76 • 5-1,0-0 Lone Sta

#	Player	Total		3-Ptr		Rebounds			PF	TP	A TO Blk Stl				Min
		FG-FGA	FG-FGA	FT-FTA	FT-FTA	Off	Def	Tot			A	TO	Blk	Stl	
22	Juliana Robertson	f	5-7	0-1	1-1	1	2	3	5	11	0	3	0	0	20
01	Ashton Duncan	g	2-6	1-4	2-2	0	1	1	2	7	1	1	0	0	35
05	Layne Burr	g	3-5	0-1	4-4	1	3	4	10	5	1	0	0	0	29
14	Channing Cunyus	g	3-6	1-4	4-4	1	3	4	11	2	1	0	1	1	26
21	Allie Schulte	g	1-5	0-2	10-10	0	3	3	12	2	4	1	1	1	30
00	Grace Foster		2-5	1-1	2-2	2	6	8	1	7	0	4	2	0	19
02	Maci Maddox		1-1	0-0	2-2	0	0	0	1	4	0	1	0	1	12
03	Audrey Robertson		3-9	1-3	5-6	1	0	1	12	0	1	1	1	1	25
34	Whitney Cox		1-1	0-0	0-0	0	0	0	2	0	0	1	1	0	4
Team						1	3	4							
Totals			21-45	4-16	30-31	7	21	28	17	76	10	16	5	4	200
1st - FG %:		5-10	50.0%	2nd: 6-13	46.2%	3rd: 5-12	41.7%	4th: 5-10	50.0%	Game: 21-45	46.7%	Deadball			
3FG %:		1-4	25.0%	2-7	28.6%	1-2	50.0%	0-3	0.0%	4-16	25.0%	Rebounds			
FT %:		1-2	50.0%	6-6	100.0%	10-10	100.0%	12-12	100.0%	30-31	96.8%	0			

Officials: Laura Dominguez,Corey Malone,Chet Martin
Technical fouls: Lander-None. Lubbock Christian-None.
Attendance: 612
2021-22 Women's Basketball. Round: 0. Lander vs Lubbock Christian. Played at R

Score by periods	1st	2nd	3rd	4th	Total
Lander	14	23	21	14	72
Lubbock Christian	13	20	21	22	76

Daemen vs Lubbock Christian 11/20/21 8:00 pm at Lubbock, TX

Daemen 37 • 2-2,0-0 ECC

#	Player	Total		3-Ptr		Rebounds			PF	TP	A TO Blk Stl				Min
		FG-FGA	FG-FGA	FT-FTA	FT-FTA	Off	Def	Tot			A	TO	Blk	Stl	
15	Mickayla Ivy	f	3-9	0-2	2-4	1	1	2	4	8	1	1	0	1	21
25	Katie Titus		3-9	0-0	0-0	1	6	7	2	6	1	2	1	0	29
01	Tiara Filbert	g	1-8	0-4	2-2	0	4	4	2	4	1	3	0	0	32
03	Alahna Paige	g	3-7	0-0	1-2	0	5	5	2	7	3	1	0	0	29
13	Kaytlyn Matz	g	1-3	0-2	0-0	0	2	2	2	2	1	2	0	0	13
02	Maddy Stearns		0-0	0-0	0-2	0	0	0	0	0	0	0	0	0	1
04	Sydney Hvizdzak		1-5	1-5	2-2	0	4	4	2	5	0	1	1	0	27
10	Autumn Buchsenschutz		0-0	0-0	0-0	0	0	0	0	0	1	0	0	0	4
14	Sarah Cloutier		0-3	0-0	0-0	0	0	0	1	0	0	0	0	0	10
20	Alina Estrella		0-0	0-0	0-0	1	1	2	0	0	0	1	0	0	5
24	Natalie Angeletti		1-3	0-0	0-0	4	5	9	1	2	2	4	0	0	23
32	Gina Fumerelle		0-0	0-0	0-0	0	0	0	0	0	0	0	0	0	1
55	Marina Maerkl		1-2	0-0	1-4	0	1	1	3	3	0	0	0	0	7
Team						2	0	2			2				
Totals			14-49	1-13	8-16	9	29	38	19	37	10	17	2	1	202
1st - FG %:		2-11	18.2%	2nd: 3-15	20.0%	3rd: 5-12	41.7%	4th: 4-11	36.4%	Game: 14-49	28.6%	Deadball			
3FG %:		1-3	33.3%	0-3	0.0%	0-4	0.0%	0-4	0.0%	1-13	7.7%	Rebounds			
FT %:		2-2	100.0%	1-2	50.0%	2-6	33.3%	3-6	50.0%	8-16	50.0%	5			

Lubbock Christian 62 • 6-1,0-0 Lone Sta

#	Player	Total		3-Ptr		Rebounds			PF
---	--------	-------	--	-------	--	----------	--	--	----

LUBBOCK CHRISTIAN UNIVERSITY WOMEN'S BASKETBALL GAME NOTES

Lubbock Christian vs Hawaii Pacific 11/26/21 4:00 pm at Honolulu, HI

Lubbock Christian 73 • 8-1,0-0 Lone Sta

#	Player	Total		3-Ptr		Rebounds			PF	TP	A TO Blk Stl				Min
		FG-FGA	FG-FGA	FT-FTA	FT-FTA	Off	Def	Tot			A	TO	Blk	Stl	
22	Juliana Robertson	f	2-4	0-0	1-2	1	12	13	4	5	4	3	0	1	29
01	Ashton Duncan	g	6-12	6-11	0-0	0	1	1	0	18	2	1	0	0	31
05	Laynee Burr	g	4-6	0-1	0-0	1	3	4	3	8	4	1	0	0	26
14	Channing Cunyus	g	3-5	1-1	2-2	0	4	4	1	9	1	0	0	1	25
21	Allie Schulte	g	9-14	4-7	0-0	0	4	4	1	22	6	0	0	5	32
00	Grace Foster		0-0	0-0	2-2	0	1	1	0	2	0	1	0	0	12
02	Maci Maddox		0-2	0-0	0-0	0	0	0	0	0	0	1	0	0	7
03	Audrey Robertson		1-2	0-1	0-0	0	0	0	0	2	0	1	0	0	16
12	Savannah Sumrall		1-1	0-0	0-0	0	0	0	1	2	0	2	0	0	3
15	Shaylee Stovall		0-0	0-0	1-2	0	1	1	1	1	0	0	0	0	6
20	Carli Bostwick		0-1	0-1	0-2	0	0	0	0	0	0	0	0	1	3
23	Brylee Winfrey		0-0	0-0	0-0	0	2	2	2	0	1	0	0	0	3
30	Audrey Spurgin		0-1	0-0	0-0	0	0	0	0	0	0	0	0	0	3
34	Whitney Cox		1-1	0-0	0-0	0	0	0	0	2	0	0	0	0	3
40	Reese Schumann		0-0	0-0	2-2	1	0	1	0	2	0	0	0	0	1
Team						1	2	3			2				
Totals			27-49	11-22	8-12	4	30	34	13	73	18	12	0	8	200
1st - FG %:		7-14	50.0%	2nd: 8-13	61.5%	3rd: 7-12	58.3%	4th: 5-10	50.0%	Game: 27-49	55.1%	Deadball			
3FG %:		3-9	33.3%	5-7	71.4%	2-2	100.0%	1-4	25.0%	11-22	50.0%	Rebounds			
FT %:		3-4	75.0%	0-0	0.0%	2-2	100.0%	3-6	50.0%	8-12	66.7%	1			

Hawaii Pacific 52 • 3-2,0-0 PacWest

#	Player	Total		3-Ptr		Rebounds			PF	TP	A TO Blk Stl				Min
		FG-FGA	FG-FGA	FT-FTA	FT-FTA	Off	Def	Tot			A	TO	Blk	Stl	
03	Amy Baum	g	4-11	0-4	0-2	1	8	9	1	8	5	4	0	2	38
04	Makaela Zeldenryk	g	2-11	1-8	0-0	1	1	2	2	5	0	1	1	0	35
21	Avery Cargill	g	5-11	4-8	2-2	0	2	2	1	16	0	3	0	0	38
25	Julia Razo	g	2-7	0-3	2-4	2	3	5	1	6	0	0	0	0	27
30	Tavia Rowell	g	2-10	1-3	2-2	1	1	2	2	7	1	0	0	0	25
01	Abby Wrede		0-1	0-1	0-0	0	0	0	0	0	1	0	0	0	3
02	Haley Masaki		0-0	0-0	0-0	0	1	1	1	0	1	0	0	0	6
05	Maleah Turner		0-0	0-0	0-0	0	0	0	0	0	0	0	0	0	2
11	Allison Ross		3-4	0-0	4-4	2	0	2	1	10	1	0	0	1	16
14	Jordyn Jensen		0-1	0-0	0-0	0	0	0	1	0	0	1	0	0	2
23	Ella Berge		0-1	0-1	0-0	0	2	2	3	0	0	0	0	0	6
24	Anau Tu'ivai		0-0	0-0	0-0	0	0	0	1	0	0	0	0	0	1
32	Devyn O'Brien		0-0	0-0	0-0	0	1	1	0	0	0	0	0	0	1
Team						4	2	6			1				
Totals			18-57	6-28	10-14	11	21	32	14	52	9	10	1	3	200
1st - FG %:		5-15	33.3%	2nd: 3-13	23.1%	3rd: 8-16	50.0%	4th: 2-13	15.4%	Game: 18-57	31.6%	Deadball			
3FG %:		2-8	25.0%	1-5	20.0%	1-7	14.3%	6-6	100.0%	6-28	21.4%	Rebounds			
FT %:		0-2	0.0%	2-2	100.0%	2-2	100.0%			10-14	71.4%	2			

Officials: Steve Piercy,Pete Arceo,Tim Tamashiro
Technical fouls: Lubbock Christian-Laynee Burr. Hawaii Pacific-None.
Attendance: 152
2021-22 Women's Basketball. Round: 0. Hawaii Pacific vs Lubbock Christian. Pac

Score by periods	1st	2nd	3rd	4th	Total
Lubbock Christian	20	21	18	14	73
Hawaii Pacific	12	10	19	11	52

Lubbock Christian vs Western N.M. 12/11/21 2:00 pm at Silver City, NM

Lubbock Christian 67 • 10-1,0-0 Lone Sta

#	Player	Total		3-Ptr		Rebounds			PF	TP	A TO Blk Stl				Min
		FG-FGA	FG-FGA	FT-FTA	FT-FTA	Off	Def	Tot			A	TO	Blk	Stl	
22	Juliana Robertson	f	2-5	0-1	1-2	0	0	0	0	5	1	1	0	0	15
01	Ashton Duncan	g	3-6	1-3	0-0	1	3	4	1	7	0	0	1	1	18
05	Laynee Burr	g	4-7	0-1	0-0	1	1	2	0	8	2	0	0	2	19
14	Channing Cunyus	g	2-5	2-2	0-0	1	0	1	1	6	1	1	0	3	21
21	Allie Schulte	g	3-8	0-2	0-0	0	1	1	0	6	0	0	0	4	17
00	Grace Foster		4-6	2-2	1-2	0	1	1	1	11	2	1	1	0	14
02	Maci Maddox		1-4	0-1	0-0	0	2	2	1	2	2	0	0	2	18
03	Audrey Robertson		4-5	1-1	0-0	0	2	2	9	0	0	0	0	1	13
12	Savannah Sumrall		0-1	0-0	0-0	0	1	1	1	0	0	0	0	1	9
15	Shaylee Stovall		2-3	2-3	0-0	0	0	0	1	6	0	1	0	0	13
20	Carli Bostwick		0-0	0-0	0-0	0	0	0	0	0	0	1	0	0	7
23	Brylee Winfrey		0-2	0-2	0-0	0	1	1	1	0	2	0	0	0	9
30	Audrey Spurgin		0-3	0-0	1-2	0	0	0	2	1	0	1	0	0	5
34	Whitney Cox		0-1	0-0	4-4	0	4	4	1	4	2	1	0	0	13
40	Reese Schumann		1-2	0-0	0-0	1	3	4	0	2	0	0	0	0	9
Team						0	0	0			1				
Totals			26-58	8-18	7-10	4	19	23	12	67	12	8	2	15	200
1st - FG %:		9-16	56.3%	2nd: 9-17	52.9%	3rd: 4-13	30.8%	4th: 4-12	33.3%	Game: 26-58	44.8%	Deadball			
3FG %:		1-3	33.3%	4-7	57.1%	0-3	0.0%	3-5	60.0%	8-18	44.4%	Rebounds			
FT %:		1-2	50.0%	0-0	0.0%	4-4	100.0%	2-4	50.0%	7-10	70.0%	5,5			

Western N.M. 39 • 3-4,0-0 Lone Sta

#	Player	Total		3-Ptr		Rebounds			PF	TP	A TO Blk Stl				Min
		FG-FGA	FG-FGA	FT-FTA	FT-FTA	Off	Def	Tot			A	TO	Blk	Stl	
03	Zyan Smith	f	3-10	0-2	2-2	0	5	5	0	8	2	3	0	0	33
24	Destiney Johnson	f	0-6	0-0	2-2	1	6	7	3	2	1	1	0	1	28
05	Alina Simon	g	2-3	1-2	0-0	0	3	4	0	5	0	4	0	0	22
10	Cassandra Vickery	g	1-4	1-1	0-0	1	0	1	4	3	0	1	0	0	20
23	Abigail Walter	g	2-6	1-4	0-0	1	2	3	0	5	3	5	0	0	29
04	Cynaye Bobbitt	g	0-1	0-1	0-0	0	0	0	0	0	0	0	0	0	2
12	Myla Lee		4-8	0-2	0-1	0	3	3	1	8	1	5	0	2	24
21	Olivia Lee		3-5	0-0	0-1	1	4	5	4	6	1	1	0	0	22
31	Bria Reed		0-0	0-0	0-0	0	0	0	0	0	0	0	0	0	5
32	Kaela Chavez		1-3	0-2	0-0	0	1	1	0	2	0	2	0	1	15
Team						0	0	0			1				
Totals			16-46	3-14	4-6	5	24	29	12	39	8	23	0	4	200
1st - FG %:		4-12	33.3%	2nd: 3-12	25.0%	3rd: 5-12	41.7%	4th: 4-10	40.0%	Game: 16-46	34.8%	Deadball			
3FG %:		1-3	33.3%	0-1	0.0%	1-5	20.0%	1-5	20.0%	3-14	21.4%	Rebounds			
FT %:		0-1	0.0%	0-0	0.0%	2-3	66.7%	2-2	100.0%	4-6	66.7%	3,2			

Officials: R Skotro,A Avrumi,T Clark
Technical fouls: Lubbock Christian-None. Western N.M.-None.
Attendance: 126
2021-22 Women's Basketball. Round: 0. Lubbock Christian vs Western N.M.. Playe

Score by periods	1st	2nd	3rd	4th	Total
Lubbock Christian	20	22	12	13	67
Western N.M.	9	6	13	11	39

West Tex. A&M vs Lubbock Christian 12/07/21 6:00 pm at Lubbock, TX

West Tex. A&M 49 • 6-6,0-0 Lone Sta

#	Player		Total		3-Ptr		Rebounds			PF	TP	A TO Blk Stl				Min
			FG-FGA	FG-FGA	FT-FTA	FT-FTA	Off	Def	Tot			A	TO	Blk	Stl	
21	Alivia Lewis	f	5-10	0-0	2-3	1	7	8	3	12	0	6	0	1	29	
33	Jayla Burgess	f	3-7	0-1	2-2	3	4	7	0	8	2	3	0	0	36	
11	Zamorye Roberts	g	3-16	0-6	0-2	1	6	7	1	6	4	2	1	0	33	
23	Karley Motschenbach	g	3-6	0-2	3-4	4	3	7	1	9	1	1	0	5	37	
30	Lauren Taylor	g	2-3	1-2	3-4	0	1	1	3	8	0	1	0	1	29	
03	Haylei Janssens		2-5	2-3	0-0	0	2	2	1	6	0	0	0	0	15	
05	McKaeley Gregory		0-1	0-0	0-0	0	0	0	1	0	0	0	0	0	2	
14	Taylor Williams		0-3	0-1	0-0	0	0	0	1	0	0	0	0	0	16	
24	Jillian Sowell		0-0	0-0	0-0	0	0	0	0	0	0	0	0	0	3	
Team						1	2	3				1				
Totals			18-51	3-15	10-15	10	25	35	11	49	8	14	1	7	200	
1st- FG %: 8-12 66.7% 2nd- 1-12 8.3% 3rd- 5-14 35.7% 4th- 4-13 30.8% Game: 18-51 35.3% Deadball																
3FG %: 2-3 66.7% 0-5 0.0% 1-5 20.0% 0-2 0.0% 3-15 20.0% Rebounds																
FT %: 4-5 80.0% 1-4 25.0% 3-3 100.0% 2-3 66.7% 10-15 66.7% 2																

LUBBOCK CHRISTIAN UNIVERSITY WOMEN'S BASKETBALL GAME NOTES

Lubbock Christian vs Tex. A&M-Kingsville 12/31/21 2:00 pm at Kingsville, TX

Lubbock Christian 42 • 11-2,0-1 Lone Ste

#	Player		Total		3-Ptr		Rebounds			PF	TP	A	TO	Blk	Stl	Min
			FG-FGA	FG-FGA	FT-FTA	Off	Def	Tot								
22	Juliana Robertson	f	4-7	0-2	0-0	2	6	8	2	8	0	2	1	1	30	
01	Ashton Duncan	g	1-13	0-11	1-2	0	6	6	2	3	1	1	0	1	32	
05	Layne Burr	g	4-6	0-1	1-2	3	2	5	4	9	3	1	0	2	30	
14	Channing Cunyus	g	2-6	1-4	1-2	1	1	2	1	6	0	3	1	1	24	
21	Allie Schulte	g	2-11	1-5	2-4	1	0	1	1	7	0	2	1	1	32	
00	Grace Foster		1-4	1-3	1-2	0	0	0	1	4	1	0	0	0	15	
02	Maci Maddox		0-1	0-0	0-0	0	0	0	0	0	0	0	0	1	9	
03	Audrey Robertson		1-2	1-2	2-2	0	0	0	1	5	1	4	0	1	20	
15	Shaylee Stovall		0-0	0-0	0-0	0	1	1	0	0	0	0	0	1	6	
34	Whitney Cox		0-1	0-0	0-0	0	0	0	0	0	0	0	0	0	2	
	Team					0	0	0								
Totals			15-51	4-28	8-14	7	16	23	12	42	6	13	3	15	200	
1st - FG %:			4-10	40.0%	2nd: 5-17	29.4%	3rd: 2-14	14.3%	4th: 4-14	28.6%	Game: 15-51	29.4%	Deadball			
3FG %:			2-5	40.0%	1-9	11.1%	1-6	16.7%	0-8	0.0%	4-28	14.3%	Rebounds			
FT %:			1-1	100.0%	1-4	25.0%	2-2	100.0%	4-7	57.1%	8-14	57.1%	2,1			

Tex. A&M-Kingsville 59 • 7-4,1-0 Lone Sta

#	Player		Total		3-Ptr		Rebounds			PF	TP	A	TO	Blk	Stl	Min
			FG-FGA	FG-FGA	FT-FTA	Off	Def	Tot								
20	Georgia Ohiaeri	f	1-2	0-0	1-2	1	1	2	2	3	0	4	1	1	22	
23	Devon Williams	f	4-5	0-0	0-2	1	8	9	2	8	0	2	1	2	20	
10	Mia Rivers	g	1-1	0-0	3-4	0	2	2	1	5	6	5	0	2	33	
11	Kryslyn Jones	g	4-9	2-4	0-0	0	6	6	3	10	1	2	0	2	24	
24	Jayde Tschritter	g	5-10	4-6	2-2	1	2	3	1	16	0	4	0	1	35	
03	Brianna Pena	g	3-7	0-1	0-0	0	6	6	0	6	3	3	0	0	28	
22	Anastacia Mickens	g	3-4	0-1	0-1	1	3	4	2	6	0	0	0	0	18	
35	Janessa Payne	g	1-3	1-3	2-2	0	3	3	2	5	2	0	0	0	15	
41	Veyda Lake	g	0-0	0-0	0-0	0	0	0	0	0	1	0	0	0	5	
Team																
Totals			22-41	7-15	8-13	4	33	37	13	59	13	20	2	8	200	
1st - FG %:		6-11	54.5%	2nd: 6-12	50.0%	3rd: 6-11	54.5%	4th: 4-7	57.1%	Game: 22-41	53.7%	Deadball				
3FG %:		1-3	33.3%	3-5	60.0%	1-3	33.3%	1-3	33.3%	7-15	46.7%	Rebounds				
FT %:		2-3	66.7%	1-2	50.0%	0-0	0.0%	5-8	62.5%	8-13	61.5%	3				

Officials: Technical fouls: Lubbock Christian-None. Tex. A&M-Kingsville-None.
Attendance: 129
2021-22 Women's Basketball. Round: 0. Lubbock Christian vs Tex. A&M-Kingsville

Score by periods	1st	2nd	3rd	4th	Total
Lubbock Christian	11	12	7	12	42
Tex. A&M-Kingsville	15	16	14	14	59

Lubbock Christian vs Tex. A&M Int'l 01/02/22 1:00 pm at Laredo, TX

Lubbock Christian 62 • 12-2,1-1 Lone Ste

#	Player	Total			3-Ptr		Rebounds			PF	TP	A	TO	Blk	Stl	Min
		FG-FGA	FG-FGA	FT-FTA	Off	Def	Tot	Off	Def							
22	Juliana Robertson	f	1-3	0-0	0-0	1	3	4	5	2	1	1	0	3	25	
01	Ashton Duncan	g	5-18	4-16	2-2	0	1	1	1	16	3	2	0	1	37	
05	Layne Burr	g	1-6	0-2	1-2	0	4	4	1	3	1	1	0	1	28	
14	Channing Cunyus	g	4-8	1-3	0-0	2	5	7	3	9	5	0	0	4	33	
21	Allie Schulte	g	7-13	3-7	6-8	2	1	3	1	23	5	4	1	8	34	
00	Grace Foster		1-3	0-1	0-0	1	1	2	5	2	0	2	2	1	14	
02	Maci Maddox		0-0	0-0	0-0	0	0	0	0	0	0	1	0	0	4	
03	Audrey Robertson		2-3	0-1	1-2	2	0	2	1	5	2	2	1	2	16	
15	Shaylee Stovall		0-0	0-0	0-0	0	1	1	0	0	0	0	0	1	4	
34	Whitney Cox		1-1	0-0	0-0	0	2	2	1	2	0	1	0	0	5	
	Team						0	0	0			1				
Totals			22-55	8-30	10-14	8	18	26	18	62	17	15	4	21	200	
1st	FG %:	7-12	58.3%	2nd:	5-13	38.5%	3rd:	3-17	17.6%	4th:	7-13	53.8%	Game:	22-55	40.0%	Deadball
	3FG %:	4-7	57.1%		1-7	14.3%		2-12	16.7%		1-4	25.0%		8-30	26.7%	Rebounds
	FT %:	2-3	66.7%		2-2	100.0%		3-5	60.0%		3-4	75.0%		10-14	71.4%	4,1

Tex. A&M Int'l 48 • 10-2,1-1 Lone Ste

#	Player		Total			3-Ptr		Rebounds			PF	TP	A	TO	Blk	Stl	Min
			FG-FGA	FG-FGA	FT-FTA	Off	Def	Tot	Off	Def							
10	Eva Langton	f	5-10	3-5	0-0	3	4	7	1	13	4	5	0	1	40		
13	Clara Fernandez	f	6-9	1-2	0-0	1	8	9	0	13	1	1	0	1	40		
23	Raiana Brown	f	2-13	0-0	6-13	2	4	6	2	10	2	7	0	2	33		
12	Emily Swiercz	g	1-6	0-3	3-3	1	2	3	2	5	2	7	1	2	39		
32	Kayla Presley	g	1-3	0-1	1-2	1	4	5	4	3	3	3	0	2	33		
21	Audry Hornaday		1-1	1-1	0-0	0	0	0	2	3	0	3	0	1	10		
35	Sophia Haberer		0-3	0-0	1-2	0	1	1	0	1	0	0	0	0	5		
Team																	
Totals				16-45	5-12	11-20	8	23	31	11	48	12	26	1	9	200	
1st	FG %:	4-10	40.0%	2nd: 4-10	40.0%	3rd: 4-12	33.3%	4th: 4-13	30.8%	Game: 16-45	35.6%	Deadball					
	3FG %:	2-4	50.0%	1-2	50.0%	1-3	33.3%	1-3	33.3%	5-12	41.7%	Rebounds					
	FT %:	0-0	0.0%	2-3	66.7%	4-9	44.4%	5-8	62.5%	11-20	55.0%	11,2					

Officials: Jeff Russo,Fred Stubing,Jennifer White
Technical fouls: Lubbock Christian-None. Tex. A&M Int'l-TEAM.
Attendance: 120
2021-22 Women's Basketball. Round: 0. Lubbock Christian vs Tex. A&M Int'l. Pla

Score by periods	1st	2nd	3rd	4th	Total
Lubbock Christian	20	13	11	18	62
Tex. A&M Int'l	10	11	13	14	48

Ark.-Fort Smith vs Lubbock Christian 01/06/22 5:30 pm at Lubbock, TX

Ark.-Fort Smith 34 • 2-10,0-3 Lone Ste

#	Player		Total		3-Ptr		Rebounds			PF	TP	A	TO	Blk	Stl	Min
			FG-FGA	FG-FGA	FT-FTA	Off	Def	Tot								
24	Laurissa Campbell	f	0-0	0-0	0-0	0	2	2	3	0	0	2	0	2	17	
12	Mar'Shalia Lollie	c	0-1	0-1	0-0	0	2	2	1	0	1	4	0	0	19	
02	Paige Elston	g	4-10	1-3	0-0	1	1	2	9	1	5	0	2	25		
11	Ashanti Eden	g	3-6	0-0	0-0	0	3	3	0	6	0	1	0	1	20	
25	Riley Hayes	g	0-3	0-2	0-0	0	0	0	0	0	2	0	0	0	28	
00	Shania Wilson		1-5	0-0	1-2	3	3	6	1	3	0	1	0	0	19	
03	Nya Stewart		2-6	1-3	2-4	0	1	1	1	7	0	1	0	2	17	
10	Rebecca Christodoulo		4-7	0-0	0-0	0	3	3	1	8	1	1	0	0	21	
15	Kalina Foster		0-3	0-0	0-0	0	0	0	0	0	0	2	0	1	13	
20	Cacie Gorman		0-1	0-0	1-2	0	0	0	1	1	0	0	0	0	5	
22	Dala Allen		0-0	0-0	0-0	0	0	0	2	0	4	0	0	0	7	
35	Tyauna Vaughn		0-0	0-0	0-0	0	0	0	0	0	3	0	0	0	9	
Team						1	0	1			1					
Totals				14-42	2-9	4-8	5	15	20	12	34	5	25	0	8	200
1st - FG %:			1-9	11.1%	2nd: 2-12	16.7%	3rd: 4-9	44.4%	4th: 7-12	58.3%	Game: 14-42			33.3%	Deadball	
3FG %:			0-2	0.0%	1-3	33.3%	1-3	33.3%	1-1	100.0%	2-9			22.2%	Rebounds	
FT %:			0-0	0.0%	0-0	0.0%	1-2	50.0%	3-6	50.0%	4-8			50.0%	4,1	

Lubbock Christian 71 • 13-2,2-1 Lone Ste

#	Player	Total			3-Ptr			Rebounds			PF	TP	A	TO	Blk	Stl	Min
---	--------	-------	--	--	-------	--	--	----------	--	--	----	----	---	----	-----	-----	-----

LUBBOCK CHRISTIAN UNIVERSITY WOMEN'S BASKETBALL GAME NOTES

Lubbock Christian vs Texas-Tyler 01/15/22 2:00 pm at Tyler, TX

Lubbock Christian 57 • 14-3,3-2 Lone St

#	Player	Total		3-Ptr		Rebounds			PF	TP	A TO Blk Stl				Min
		FG-FGA	FG-FGA	FT-FTA	Off Def Tot	PF	TP	A TO Blk Stl							
22	Juliana Robertson	f	4-13	1-1	0-0	2	16	18	1	9	2	2	2	1	35
01	Ashton Duncan	g	6-13	6-12	2-2	0	0	0	3	20	3	2	0	1	36
05	Layne Burr	g	1-4	1-3	0-0	0	0	0	4	3	2	3	0	0	28
14	Channing Cunyus	g	5-6	2-2	1-2	4	5	9	0	13	0	0	0	0	32
21	Allie Schulte	g	1-3	1-3	2-2	1	1	2	0	5	4	1	0	1	29
00	Grace Foster	g	1-4	0-1	0-0	1	1	2	0	2	2	2	1	0	17
02	Maci Maddox	g	1-2	1-1	0-0	0	0	0	0	3	1	0	0	0	5
03	Audrey Robertson	g	0-2	0-1	0-0	0	1	1	1	0	2	0	1	0	11
34	Whitney Cox	g	1-1	0-0	0-0	0	0	0	0	2	1	1	0	0	7
Team						2	5	7			3				
Totals			20-48	12-24	5-6	10	29	39	9	57	17	14	4	3	200
1st - FG %:		6-12	50.0%	2nd: 6-9	66.7%	3rd: 4-14	28.6%	4th: 4-13	30.8%	Game: 20-48	41.7%	Deadball		Rebounds	
3FG %:		5-7	71.4%	3-4	75.0%	2-5	40.0%	3-4	75.0%	12-24	50.0%	0		1	
FT %:		0-0	0.0%	0-0	0.0%	2-2	100.0%			5-6	83.3%				

Texas-Tyler 37 • 9-4,2-2 Lone Sta

#	Player	Total		3-Ptr		Rebounds			PF	TP	A TO Blk Stl				Min
		FG-FGA	FG-FGA	FT-FTA	Off Def Tot	PF	TP	A TO Blk Stl							
14	Lovisa Hevinder	f	4-9	4-8	0-0	1	5	6	1	12	1	0	0	0	36
22	Montse Gutierrez	f	0-4	0-2	0-0	0	1	1	1	0	1	0	0	1	24
34	Liah Davis	c	5-13	1-1	0-0	2	4	6	3	11	0	2	0	0	33
01	Destini Whitehead	g	3-12	0-4	1-1	0	0	0	0	7	1	0	0	1	28
11	Kelsey Crouse	g	0-4	0-1	0-0	0	2	2	3	0	3	2	0	0	38
02	Lauren Cortinas	g	0-1	0-0	0-0	0	0	0	0	0	0	0	0	0	1
03	Elli Emrich	g	0-0	0-0	1-2	0	2	2	0	1	1	0	0	0	12
05	Niah Richard	g	0-0	0-0	0-0	0	0	0	0	0	0	0	0	0	1
12	Claudia Garrido Trib	g	0-1	0-1	0-0	0	0	0	0	0	0	1	0	0	1
13	Martina Machalova	g	1-4	0-1	2-2	1	1	2	3	4	0	0	0	2	18
21	Madison Davis	g	0-1	0-0	0-0	0	0	0	1	0	0	0	0	0	3
32	Azaria Reed	g	1-1	0-0	0-0	0	1	1	1	2	0	2	0	2	5
Team						3	2	5			2				
Totals			14-50	5-18	4-5	7	18	25	13	37	7	9	0	6	200
1st - FG %:		3-9	33.3%	2nd: 4-14	28.6%	3rd: 3-13	23.1%	4th: 4-14	28.6%	Game: 14-50	28.0%	Deadball		Rebounds	
3FG %:		2-5	40.0%	2-6	33.3%	0-2	0.0%	1-5	20.0%	5-18	27.8%	0		1	
FT %:		0-0	0.0%	0-0	0.0%	2-2	100.0%	2-3	66.7%	4-5	80.0%				

Officials: Paige Parliament,Michael Sasaki,Jonathan Pastuek
Technical fouls: Lubbock Christian-None. Texas-Tyler-None.
Attendance: 387
2021-22 Women's Basketball. Round: 0. Lubbock Christian vs Texas-Tyler. Played

Score by periods	1st	2nd	3rd	4th	Total
Lubbock Christian	17	15	12	13	57
Texas-Tyler	8	10	8	11	37

St. Edward's vs Lubbock Christian 01/20/22 5:30 pm at Lubbock, TX

St. Edward's 44 • 9-8,2-4 Lone Sta

#	Player	Total		3-Ptr		Rebounds			PF	TP	A TO Blk Stl				Min
		FG-FGA	FG-FGA	FT-FTA	Off Def Tot	PF	TP	A TO Blk Stl							
22	McCall Hampton	f	4-8	0-2	0-0	0	2	2	1	8	0	3	0	0	15
13	Sammie Dufek	c	0-1	0-0	0-0	2	2	4	3	0	1	1	2	0	23
04	Morgan Gary	g	2-7	0-2	0-0	2	3	5	1	4	0	3	0	0	27
05	Taylor Cockerill	g	3-6	0-2	0-0	2	2	4	1	6	2	2	0	1	26
14	Lauren Catherman	g	2-10	0-3	2-2	2	0	2	1	6	3	4	0	0	33
01	Matilda Soric	g	1-2	1-2	0-0	0	0	0	4	3	1	0	0	0	12
02	Ronnie Cantu	g	0-2	0-2	0-0	0	3	3	1	0	2	0	0	0	14
12	Ainsley Thunell	g	1-1	0-0	0-0	0	3	3	1	2	0	0	0	0	8
15	Isabel Langenberg	g	2-5	1-3	0-0	0	0	0	0	5	0	1	0	1	13
24	Dafne Ganesini	g	0-0	0-0	0-0	1	0	1	0	0	0	0	0	0	5
31	Justina Chan	g	0-1	0-1	0-0	0	0	0	1	0	1	2	1	0	3
33	Bella Muscoreil	g	5-8	0-0	0-0	1	2	3	1	10	2	2	1	0	21
Team						3	2	5			2				
Totals			20-51	2-17	2-2	13	19	32	15	44	10	20	4	2	200
1st - FG %:		3-11	27.3%	2nd: 6-12	50.0%	3rd: 4-15	26.7%	4th: 7-13	53.8%	Game: 20-51	39.2%	Deadball		Rebounds	
3FG %:		1-6	16.7%	0-3	0.0%	1-4	25.0%			2-7	11.8%	0			
FT %:		0-0	0.0%	2-2	100.0%	0-0	0.0%	0-0	0.0%	2-2	100.0%				

Lubbock Christian 64 • 15-3,4-2 Lone Sta

#	Player	Total		3-Ptr		Rebounds			PF	TP	A TO Blk Stl				Min
		FG-FGA	FG-FGA	FT-FTA	Off Def Tot	PF	TP	A TO Blk Stl							
22	Juliana Robertson	f	2-6	0-0	2-2	1	7	8	1	6	4	1	4	4	24
01	Ashton Duncan	g	1-5	1-4	0-0	0	0	0	2	3	1	0	0	1	24
05	Layne Burr	g	4-8	1-3	1-1	1	0	1	1	10	3	0	0	2	22
14	Channing Cunyus	g	4-6	1-1	2-2	1	1	2	1	11	3	1	0	0	20
21	Allie Schulte	g	5-8	1-1	0-0	1	1	2	0	11	3	1	1	4	22
00	Grace Foster	g	3-4	1-1	0-1	3	2	5	3	7	0	2	1	0	16
02	Maci Maddox	g	0-1	0-0	0-0	0	0	0	1	0	0	2	0	1	11
03	Audrey Robertson	g	2-3	0-0	0-0	0	0	0	3	4	0	2	0	0	15
04	Rachel Haase	g	0-1	0-1	0-0	0	0	0	0	0	0	0	0	0	4
12	Savannah Sumrall	g	1-2	0-1	2-2	0	0	0	0	4	0	1	0	0	5
15	Shaylee Stovall	g	1-1	0-0	0-0	0	1	1	0	2	0	1	0	1	10
20	Carl Bostwick	g	1-1	0-0	4-4	0	0	0	0	6	0	0	0	0	4
23	Brylee Winfrey	g	0-1	0-0	0-0	0	2	2	0	0	0	0	0	0	4
30	Audrey Spurgin	g	0-1	0-0	0-0	0	0	0	0	0	0	1	0	0	5
34	Whitney Cox	g	0-1	0-0	0-0	0	2	2	0	0	1	0	0	0	11
40	Reese Schumann	g	0-0	0-0	0-2	0	0	0	1	0	0	0	0	0	3
Team						1	2	3			1				
Totals			24-49	5-12	11-14	8	18	26	13	64	15	13	6	13	200
1st - FG %:		8-16	50.0%	2nd: 6-12	50.0%	3rd: 7-11	63.6%	4th: 3-10	30.0%	Game: 24-49	49.0%	Deadball		Rebounds	
3FG %:		3-4	75.0%	0-1	0.0%	2-5	40.0%	0-2	0.0%	5-12	41.7%	0		1	
FT %:		0-0	0.0%	2-2	100.0%	5-5	100.0%	4-7	57.1%	11-14	78.6%				

Officials: Chet Martin,Tommy Prossie,Corey Malone
Technical fouls: St. Edward's-None. Lubbock Christian-None.
Attendance: 513
2021-22 Women's Basketball. Round: 0. Lubbock Christian vs St. Edward's. Played

Score by periods	1st	2nd	3rd	4th	Total
St. Edward's	7	14	8	15	44
Lubbock Christian	19	14	21	10	64

St. Mary's (TX) vs Lubbock Christian 01/22/22 2:00 pm at Lubbock, TX

St. Mary's (TX) 39 • 1-14,0-4 Lone St

#	Player		Total		3-Ptr		Rebounds			PF	TP	A TO Blk Stl				Min
			FG-FGA	FG-FGA	FT-FTA	Off	Def	Tot	A			TO	Blk	Stl		
22	Faith Phillips	f	1-7	0-1	0-0	1	6	7	2	2	1	3	0	0	25	
25	Tonia Bilic	f	2-2	1-1	1-2	0	2	2	0	6	1	4	0	2	18	
41	Hannah Wilson	f	1-7	0-0	0-0	1	7	8	1	2	2	4	0	0	25	
10	Mya Culiver	g	2-6	1-1	2-2	1	1	2	3	7	3	11	0	3	36	
23	Sydney Hardeman	g	3-8	3-5	2-2	0	2	2	0	11	0	5	0	1	36	
02	Michaela Kucera	g	2-5	0-1	0-0	1	2	3	5	4	1	2	1	0	14	
05	Natalia Rynog	g	1-2	0-0	0-0	1	4	5	1	2	0	2	0	1	19	
21	Bella Hughes	g	1-5	1-2	2-3	0	3	3	1	5	0	2	1	0	27	
Team						3	0	3			1					
			13-42	6-11	7-9	8	27	35	13	39	8	34	2	7	200	
1st - Totals: 5-9 55.6% 2nd: 3-12 25.0% 3rd: 2-9 22.2% 4th: 3-12 25.0% Game: 13-42 31.0% Deadball																
3FG: 2-2 100.0% 2-2 100.0% 2-2 100.0% 2-3 33.3% 2-3 33.3%																
FT %: 1-2 50.0% 2-2 100.0% 2-2 100.0% 2-3 66.7% 7-9 77.8%																
Rebounds																

LUBBOCK CHRISTIAN UNIVERSITY WOMEN'S BASKETBALL GAME NOTES

Lubbock Christian vs Tex. Permian Basin 01/29/22 2:00 pm at Odessa, TX

Lubbock Christian 83 • 17-4,6-3 Lone St

#	Player		Total	3-Ptr	Rebounds												
			FG-FGA	FG-FGA	FT-FTA	Off	Def	Tot	PF	TP	A	TO	Blk	Stl	Min		
22	Juliana Robertson	f	4-5	0-0	1-1	4	1	5	3	9	3	0	0	0	25		
01	Ashton Duncan	g	0-5	0-5	0-0	0	1	1	0	0	3	0	0	0	20		
05	Laynee Burr	g	4-5	1-2	2-2	1	2	3	2	11	2	0	1	1	25		
14	Channing Cunyus	g	8-12	6-8	2-2	0	3	3	3	24	2	1	0	1	26		
21	Allie Schulte	g	7-11	2-5	3-4	0	3	3	1	19	6	1	1	4	31		
00	Grace Foster		1-5	0-2	1-2	0	0	0	3	3	0	2	0	0	13		
02	Maci Maddox		0-2	0-1	0-0	0	0	0	0	0	0	1	0	1	8		
03	Audrey Robertson		5-8	1-3	0-1	1	3	4	2	11	3	0	0	1	23		
04	Rachel Haase		0-0	0-0	0-0	0	1	1	0	0	1	0	0	0	2		
12	Savannah Sumrall		0-0	0-0	0-0	0	0	0	0	0	0	0	0	0	5		
15	Shaylee Stovall		0-0	0-0	0-0	0	0	0	0	0	0	0	0	0	6		
20	Carli Bostwick		1-2	0-0	0-0	0	0	0	1	2	0	0	0	0	3		
23	Brylee Winfrey		0-0	0-0	0-0	1	0	1	0	0	0	0	0	0	5		
34	Whitney Cox		2-2	0-0	0-0	0	1	1	2	4	0	0	0	1	8		
	Team					1	3	4		2		2					
Totals			32-57	10-27	9-12	8	18	26	17	83	20	7	2	9	200		
1st	FG %:	9-14	64.3%	2nd: 5-12	41.7%	3rd: 10-17	58.8%	4th: 8-14	57.1%	Game: 32-57	56.1%	Deadball					
	3FG %:	5-9	55.6%	2-4	50.0%	2-9	22.2%	1-5	20.0%	10-27	37.0%	Rebounds					
	FT %:	0-1	0.0%	5-6	83.3%	3-4	75.0%	1-1	100.0%	9-12	75.0%						

Tex. Permian Basin 61 • 4-15,0-7 Lone St

#	Player	Total			3-Ptr	Rebounds			PF	TP	A	TO	Blk	Stl	Min
		FG-FGA	FG-FGA	FT-FTA	Off	Def	Tot								
11	Morgan Helgesen	f	2-3	1-2	0-0	1	4	5	4	5	3	3	0	0	27
34	Ogechi Nwodo	f	4-8	0-0	1-2	3	4	7	2	9	1	2	0	0	21
04	Kamari Portalis	g	2-6	1-3	0-0	1	1	2	1	5	2	4	0	0	25
10	Avalon Munoz	g	4-11	1-3	3-3	0	3	3	0	12	6	1	0	1	34
15	Holly Hemmeline	g	4-9	4-9	0-0	0	0	0	2	12	1	1	0	0	31
13	Diavian Spencer		0-0	0-0	0-0	0	0	0	1	0	0	0	0	0	3
21	Ally Haman		1-1	1-1	0-0	0	0	0	0	3	0	0	0	0	6
22	Alexis Popham		1-3	1-1	0-0	0	3	3	3	0	2	0	0	0	16
24	Alexus Wykoff		3-6	0-0	5-7	4	0	4	1	11	1	2	0	0	14
25	Rory Carter		0-1	0-1	0-0	0	0	0	0	0	0	0	0	0	17
32	Kim Best		0-2	0-0	1-2	0	1	1	2	1	0	0	0	0	4
33	Kine Diop		0-0	0-0	0-0	0	0	0	0	0	0	0	0	0	2
Team						2	1	3			1				
Totals			21-50	9-20	10-14	11	17	28	16	61	14	16	0	1	200
1st - FG %:	6-11	54.5%	2nd: 6-14	42.9%	3rd: 5-14	35.7%	4th: 4-11	36.4%	Game: 21-50	42.0%	Deadball				
3FG %:	3-5	60.0%	3-7	42.9%	1-3	33.3%	2-5	40.0%	9-20	45.0%	Rebounds				
FT %:	1-2	50.0%	2-3	66.7%	3-3	100.0%	4-6	66.7%	10-14	71.4%			4		

Officials:

Technical fouls: Lubbock Christian-None. Tex. Permian Basin-None.

Attendance: 282

2021-22 Women's Basketball. Round: 0. Lubbock Christian vs Tex. Permian Basin.

Score by periods	1st	2nd	3rd	4th	Total
Lubbock Christian	23	17	25	18	83
Tex. Permian Basin	16	17	14	14	61

OPPONENT BREAKDOWN

Oklahoma Christian (0-14, 0-5)



Location: Oklahoma City

Enrollment: 2,153

Head Coach: Stephanie Findley

Assistant Coaches: Larry Truesdell, Keeton Peery, McKenzie Stanford

ALL-TIME MEETINGS (Tied 29-29)

Date	Winner	Score	Date	Winner	Score
12/1/79	OC	76-45	1/6/07	OC	72-64
11/19/93	OC	66-53	2/22/07	LCU	88-63
1/19/95	OC	75-55	1/10/08	LCU	59-42
2/9/95	OC	72-64	2/16/08	OC	68-71
3/1/95	OC	95-52	3/7/08	LCU	62-55
1/27/96	OC	68-64	1/24/09	LCU	54-45
2/15/96	OC	79-63	2/12/09	LCU	57-42
1/30/97	OC	71-66	12/5/09	OC	64-43
3/1/97	OC	73-47	1/21/10	LCU	76-61
1/15/98	OC	84-67	1/22/11	LCU	90-60
2/14/98	OC	58-54	2/17/11	OC	82-69
1/16/99	OC	61-58	2/4/12	LCU	77-56
2/11/99	LCU	86-82	2/23/12	LCU	85-52
1/27/00	OC	64-46	11/27/12	LCU	96-74
2/26/00	OC	69-59	11/30/12	LCU	104-77
3/3/00	OC	74-63	12/14/13	LCU	79-59
1/13/01	LCU	91-77	2/8/14	LCU	108-79
2/17/01	OC	81-62	1/10/15	LCU	69-64
1/3/02	OC	83-60	2/5/15	LCU	69-50
2/9/02	LCU	77-64	1/9/16	LCU	100-61
1/18/03	LCU	72-43	2/4/16	LCU	87-59
2/27/03	OC	67-65	1/21/17	LCU	73-64
1/22/04	OC	69-55	2/23/17	LCU	88-76
2/14/04	OC	62-58	1/20/18	LCU	78-64
2/17/05	OC	71-66	2/17/18	LCU	73-66
2/19/05	OC	98-79	3/3/18	LCU	80-61
1/19/06	OC	72-62	1/26/19	LCU	84-70
2/11/06	OC	83-78	2/23/19	LCU	93-44
3/4/06	OC	75-69	2/15/20	LCU	81-57

LCU SERIES HIGHS (Since 2008)

Points:	108	vs. OC 2/8/14
Individual Points:	29	Kelsey Canavan 2/23/12
Field Goal %:	.585	vs. OC 1/9/16
Indiv. FG made:	12	Kelsey Canavan 2/23/12
Three-pointers:	16	vs. OC 2/8/14
Individual "3's":	6	Bailey Haist 1/21/17
Rebounds:	52	at OC 11/27/12
Individual Reb:	15	2 tied
Assists:	28	vs. OC 2/8/14
Individual Assists:	8	3 tied
Blocks:	11	vs. OC 2/5/15
Individual Blocks:	5	5 tied

ROSTER

NO	NAME	POS	HT	YR	HOMETOWN / PREVIOUS SCHOOL(S)
1	Hope Fletcher	G	5-8	Fr.	Lindsay, Okla. / Lindsay HS
3	Kayton Kite	G	5-9	Fr.	Norman, Okla. / Norman North HS
4	Ashanti Day	G	5-5	Fr.	Moore, Okla. / Moore HS / Newman (Kan.)
5	Kate Bradley	G	5-8	Fr.	Bixby, Okla. / Bixby HS
10	Brooklyn Long	G	5-10	Fr.	Edmond, Okla. / Edmond Santa Fe HS
11	Macy Smith	F	6-0	So.	Ada, Okla. / Latta HS / Murray State College
12	Brooklin Bain	G	5-10	Fr.	Comanche, Okla. / Comanche HS
13	Atlanta Hopgood	F	5-11	Fr.	Oklahoma City / Putnam City HS
14	Lexy Borgstadt	F	5-10	Fr.	Verdigris, Okla. / Verdigris HS
21	Kendra Levings	F	5-11	Jr.	Edmond, Okla. / Edmond Memorial HS
23	Natalie Smith	F-C	6-0	Fr.	Lawton, Okla. / Lawton MacArthur HS
31	Emma Epperly	F	6-1	So.	Ada, Okla. / Latta HS
32	Peyton Andrews	G	5-9	Fr.	Moore, Okla. / Moore HS
33	Erica James	G	5-10	Jr.	Elk Grove, Calif. / Pleasant Grove HS / Midland College (Texas)
45	Kendall Blackburn	C	6-1	Jr.	Edmond, Okla. / Deer Creek HS
55	Lia Mikiashvili	C	6-3	Fr.	Rustavi, Georgia / BC Dinamo Tbilisi

TEAM STATISTICS

Game Records

Record	Overall	Home	Away	Neutral
ALL GAMES	0-14	0-8	0-6	0-0
CONFERENCE	0-6	0-3	0-3	0-0
NON-CONFERENCE	0-8	0-5	0-3	0-0

Score by Periods

Team	1st	2nd	3rd	4th	OT	TOT
Okl. Christian	193	220	244	245	0	902
Opponents	257	266	276	312	0	1111

Team Box Score

No.	Player	GP-GS	MIN	AVG	FG-FGA	FG%	3FG-3FGA	3FG%	FT-FTA	FT%	OFF	DEF	TOT	AVG	PF	DQ	A	TO	BLK	STL	PTS	AVG
12	BAIN, Brooklin	14-14	457:24	32.7	86-199	.432	9-38	.237	43-58	.741	48	93	141	10.1	43	1	27	52	2	20	224	16.0
5	BRADLEY, Kate	14-14	502:22	35.9	61-178	.343	29-95	.305	36-52	.692	15	47	62	4.4	26	0	56	49	1	22	187	13.4
45	BLACKBURN, Kendall	14-14	361:06	25.8	47-117	.402	9-37	.243	32-37	.865	32	61	93	6.6	40	0	19	22	13	15	135	9.6
4	DAY, Ashanti	7-4	165:58	23.7	15-66	.227	9-39	.231	13-18	.722	2	17	19	2.7	12	0	21	26	0	19	52	7.4
21	LEVINGS, Kendra	14-14	456:52	32.6	25-99	.253	17-81	.210	2-2	1.000	10	15	25	1.8	43	4	20	26	4	22	69	4.9
31	EPPELRY, Emma	14-1	193:27	13.8	30-78	.385	0-0	.000	9-13	.692	12	26	38	2.7	21	0	9	29	5	2	69	4.9
14	BORGSTADT, Lexy	14-2	217:46	15.6	19-51	.373	1-8	.125	19-30	.633	20	22	42	3.0	43	2	15	28	0	16	58	4.1
11	SMITH, Macy	13-3	188:38	14.5	17-52	.327	11-36	.306	3-7	.429	7	10	17	1.3	9	0	9	2	4	48	3.7	
23	SMITH, Natalie	11-4	130:36	11.9	10-23	.435	2-6	.333	6-7	.857	7	24	31	2.8	11	0	5	18	2	5	28	2.5
10	LONG, Brooklyn	7-0	43:56	6.3	5-12	.417	1-7	.143	6-7	.857	2	0	2	0.3	2	0	2	3	0	0	17	2.4
3	KITE, Kayton	3-0	10:28	3.5	1-5	.200	1-5	.200	0-0	.000	0	2	2	0.7	0	0	0	0	0	0	3	1.0
13	HOPGOOD, Atlanta	6-0	44:15	7.4	2-9	.222	0-1	.000	2-4	.500	7	4	11	1.8	9	0	2	8	0	0	6	1.0
32	ANDREWS, Peyton	6-0	26:51	4.5	2-8	.250	2-7	.286	0-0	.000	0	1	1	0.2	0	0	2	2	0	0	6	1.0
Team												30	20	50					2			
Total		14	2800		320-897	.357	91-360	.253	171-235	.728	192	342	534	38.1	259	7	187	274	29	125	902	64.4
Opponents		14	2800		377-878	.429	133-365	.364	224-289	.775	181	397	578	41.3	238	4	241	246	49	146	1111	79.4

2021-2022 RESULTS

Date	Opponent	Score
11/18/2021	Champion Chris.	L 74-78
11/23/2021	at Northwestern Okla.	L 62-76
11/27/2021	Southeastern Okla.	L 69-87
12/02/2021	Midwestern St.	L 68-71
12/04/2021	Texas Woman's	L 50-69
12/07/2021	Okla. Baptist	L 58-85
12/11/2021	at Tex. A&M-Commerce	L 66-92
12/18/2021	at Texas-Tyler	L 63-72
12/31/2021	Cameron	L 70-78
01/02/2022	West Tex. A&M	L 68-89
01/20/2022	at Tex. A&M Int'l	L 75-81
01/22/2022	at Tex. A&M-Kingsville	L 44-77
01/25/2022	at Ark.-Fort Smith	L 60-72
01/27/2022	Ark.-Fort Smith	L 75-84

SINGLE-SEASON RECORDS

Points Scored:

657	Beth Capps	1996-97
574	Beth Capps	1995-96
562	Kelsey Canavan	2011-12
560	Jordan Hampton	2006-07
543	Olivia Robertson	2018-19

Points Per Game Average:

22.7	Beth Capps	1996-97
20.0	Kechia Mason	1997-98
19.9	Burgundy Bass	1989-90
18.7	Nettie Gilbreath	1986-87

Field Goals Attempted:

516	Tonya Ivie	1981-82
492	Beth Capps	1995-96
435	Darla Lynch	1980-81
429	Kelsey Canavan	2011-12
425	Beth Capps	1996-97

Field Goals Made:

237	Beth Capps	1996-97
236	Kelsey Canavan	2011-12
217	Tonya Ivie	1981-82
210	Beth Capps	1995-96
202	Mamy N'Kolomoni	2000-01

Field Goal Percentage (Min. 300 Att.):

.580	Nicole Hampton	2015-16
.561	Roberta Ross	1986-87
.558	Beth Capps	1996-97
.556	Tess Bruffey	2015-16
.554	Carol Hise	1990-91

Assists:

221	Krista Lent	1990-91
211	Nicole Hampton	2015-16
197	Sierra Lovorn	2007-08
192	Nicole Hampton	2012-13
189	Krista Lent	1989-90

Three Pointers Attempted:

216	Kelsey Hoppel	2015-16
203	Angie Taylor	1997-98
188	Sierra Lovorn	2007-08
182	Ashton Duncan	2019-20
180	Lauren Abbott	2004-05

Three Pointers Made:

90	Kelsey Hoppel	2015-16
79	Ashton Duncan	2019-20
74	Kelsey Hoppel	2012-13
74	Jordan Hampton	2007-08
74	Angie Taylor	1997-98

Three Point Percentage (Min. 100 Att.):

.517	Allie Schulte	2018-19
.497	Jordan Hampton	2007-08
.469	Kelsey Hoppel	2013-14
.466	Jordan Hampton	2006-07
.463	Bailey Haist	2014-15

Steals:

115	Krista Lent	1990-91
107	Nicole Hampton	2015-16
105	Sherry Blackwell	1990-91
102	Tina Phillips	1991-92
99	Selestine Hurst	1996-97

Free Throws Attempted:

228	Mamy N'Kolomoni	2001-02
212	Beth Capps	1996-97
211	Carolyn Manning	2007-08
201	Emily Pool (Atkins)	2010-11
197	Emily Pool (Atkins)	2011-12

Free Throws Made:

177	Carolyn Manning	2007-08
166	Beth Capps	1996-97
157	Emily Pool (Atkins)	2011-12
156	Jordan Hampton	2006-07
153	Mamy N'Kolomoni	2001-02

Free Throw Percentage (Min. 50 Att.):

.938	Kelsey Hoppel	2013-14
.924	Nicole Hampton	2011-12
.922	Caitlyn Cunyus	2017-18
.921	Nicole Hampton	2012-13
.913	Brittany Roberts (Hampton)	2011-12

Blocked Shots:

129	Tess Bruffey	2017-18
113	Kellyn Schneider	2014-15
108	Tess Bruffey	2016-17
91	Kellyn Schneider	2015-16
86	Tess Bruffey	2014-15

Rebounds:

310	Nicole Hampton	2012-13
288	Kellyn Schneider	2014-15
282	Carolyn Manning	2007-08
281	Tess Bruffey	2017-18
278	Darla Lynch	1981-82

Rebounds Per Game:

10.5	Laura Geurin	1983-84
10.3	Kellyn Schneider	2014-15
10.1	Nettie Gilbreath	1986-87
9.9	Darla Lynch	1981-82
9.2	Mamy N'Kolomoni	2000-01

CAREER RECORDS

Points Scored:

1,796	Nicole Hampton	2011-16
1,773	Beth Capps	1995-97
1,767	Jordan Hampton	2005-09
1,728	Tess Bruffey	2014-18
1,725	Emily Pool (Atkins)	2010-14

Points Per Game Average:

17.1	Nettie Gilbreath	1985-87
16.1	Beth Capps	1993-97
15.8	Burgundy Bass	1987-90
15.4	Darla Lynch	1979-83

Field Goals Attempted:

1,387	Darla Lynch	1979-83
1,352	Tess Bruffey	2014-18
1,316	Beth Capps	1993-97
1,278	Mamy N'Kolomoni	1998-02
1,213	Emily Pool (Atkins)	2010-14

Field Goals Made:

640	Beth Capps	1993-97
631	Tess Bruffey	2014-18
628	Mamy N'Kolomoni	1998-02
590	Nicole Hampton	2011-16
588	Darla Lynch	1979-83

Field Goal Percentage (Min. 700 Att.):

.585	Haley Fowler	416-711
.547	Kelsey Canavan	416-760
.540	Nicole Hampton	590-1093
.511	Roberta Ross	362-709
.510	Maddi Chitsey	503-987

Assists:

659	Nicole Hampton	2011-16
633	Sierra Lovorn (Wilcox)	2005-09
439	Haley Burton	2010-15
399	Allie Schulte	2017-->
397	Brittany Roberts (Hampton)	2008-12

Three Pointers Attempted:

672	Sierra Lovorn (Wilcox)	2005-09
646	Kelsey Hoppel	2011-16
625	Ashton Duncan	2017-->
560	Jordan Hampton	2005-09
559	Haley Burton	2010-15

Three Pointers Made:

272	Kelsey Hoppel	2011-16
248	Jordan Hampton	2005-09
238	Ashton Duncan	2017-->
234	Sierra Lovorn (Wilcox)	2005-09
204	Haley Burton	2010-15

Three Point Percentage (Min. 200 Att.):

.443	Jordan Hampton	192-407
.421	Kelsey Hoppel	272-646
.407	Brittany Roberts (Hampton)	154-378
.407	Bailey Haist	148-364
.391	Lindsay Reeves	83-212

Steals:

330	Nicole Hampton	2011-16
296	Allie Schulte	2017-->
271	Sherry Brown	1979-83
235	Sherry Blackwell	1988-91
226	Tabitha Qubty-Sellers	2000-04

Free Throws Attempted:

725	Emily Pool (Atkins)	2010-14
706	Mamy N'Kolomoni	1998-02
586	Beth Capps	1993-97
560	Nicole Hampton	2011-16
519	Jordan Hampton	2005-09

Free Throws Made:

565	Emily Pool (Atkins)	2010-14
510	Nicole Hampton	2011-16
459	Brittany Roberts (Hampton)	2008-12
456	Mamy N'Kolomoni	1998-02
449	Jordan Hampton	2005-09

Free Throw Percentage (Min. 100 Att.):

.911	Nicole Hampton	510-560
.874	Brittany Roberts (Hampton)	458-525
.873	Olivia Robertson	282-323
.865	Jordan Hampton	449-519
.848	Severyn Smith	224-264

Blocked Shots:

396	Tess Bruffey	2014-18
204	Kellyn Schneider	2014-16
174	Suzanne Copeland	1988-92
149	Maddi Chitsey	2016-20
122	Candace Clenney	2002-06

Rebounds:

1,053	Nicole Hampton	2011-16
911	Mamy N'Kolomoni	1998-02
845	Tess Bruffey	2014-18
838	Darla Lynch	1979-83
732	Carol Hise	1990-94

Rebounds Per Game:

9.39	Nettie Gilbreath	1985-87
8.38	Darla Lynch	1979-83
8.10	Nicole Hampton	2011-16
8.09	Kellyn Schneider	2014-16
7.92	Sharon Marion	1984-86

SINGLE GAME TEAM RECORDS

Points Scored:	
Lady Chaps:	125 vs Whittier College (12/28/94)
Opponents:	110 Panhandle State (2/11/93)
Individual:	38 Beth Capps (1/22/96)
Field Goals Made:	
Lady Chaps:	52 vs Whittier College (1/28/94)
Opponents:	44 Midwestern State (1/9/87)
Individual:	16 Nettie Gilbreath (1/10/87), Beth Capps (11/22/96 & 2/1/96)
Field Goals Attempted:	
Lady Chaps:	94 vs McMurry (2/26/82)
Opponents:	95 Bishop College (1/7/82)
Individual:	29 Beth Capps (2/1/96)
Field Goal Percentage:	
Lady Chaps:	.692 (36-52) vs Eastern New Mexico (11/29/14)
Opponents:	.714 Panhandle State (1/15/90)
Three Pointers Made:	
Lady Chaps:	18 vs Oklahoma Panhandle State (2/18/17)
Opponents:	16 Cameron (12/19/19)
Individual:	8 - Ashton Duncan & (1/22/22) & (12/11/20), Bailey Haist (1/2/17)
Three Pointers Attempted:	
Lady Chaps:	44 vs Oklahoma City (12/10/15)
Opponents:	41 Whittier College (12/28/94)
Individual:	19 Burgundy Bass (1/18/90)
Three Pointer Percentage:	
Lady Chaps:	.667 (12-18) vs Western New Mexico (11/17/17)
Opponents:	.700 (14-20) Southern Nazarene (1/31/08)
Free Throws Made:	
Lady Chaps:	40 vs Panhandle State (1/26/84)
Opponents:	38 St. Gregory's (2/2/02)
Individual:	15 Nicole Hampton (1/14/16)
Free Throws Attempted:	
Lady Chaps:	51 vs Panhandle State (2/11/93)
Opponents:	46 - 2 times
Individual:	17 Becky Hinojos (2/11/93), Mamy N'Kolomoni (3/1/02) and Nicole Hampton (1/14/16)
Free Throw Percentage:	
Lady Chaps:	1.000 (22-22) vs. Newman (2/15/18)
Opponents:	1.000 (21-21) St. Edward's (2/25/17)
Individual:	1.000 (14-14) Nicole Hampton (1/16/14)
Rebounds:	
Lady Chaps:	73 - 2 times (last: vs. Dallas Christian 12/31/09)
Opponents:	73 McMurry (1/23/82)
Individual:	20 Mamy N'Kolomoni (2/24/01)
Assists:	
Lady Chaps:	39 vs McMurry (1/17/89)
Opponents:	29 McMurry (1/11/88)
Individual:	13 Sierra Lovorn (2/10/07)
Steals:	
Lady Chaps:	38 vs McMurry (11/12/91)
Opponents:	27 St. Edwards (11/13/87)
Individual:	12 Tina Phillips (11/12/91)
Blocks:	
Lady Chaps:	17 vs. Okla. Panhandle St. (1/19/15) vs. Hardin-Simmons (2/19/91)
Individual:	10 Tess Bruffey - 3 times (12/13/14, 11/26/16, 2/9/17)
Turnovers:	
Lady Chaps:	40 vs. McMurry (2/23/80)
Opponents:	41 Howard Payne (11/12/90)

RIP GRIFFIN CENTER RECORDS

Lady Chap Team Records

Points:	113 vs Northern New Mexico (11/7/09)
Field Goals:	49 vs Dallas Christian (11/4/08)
Field Goals Att.:	91 vs Huston-Tillotson (11/17/00)
Field Goal Pct.:	.692 vs Eastern New Mexico (36-52) (11/29/14)
3-Pointers:	18 vs Oklahoma Panhandle State (2/18/17)
3-Pointers Att.:	44 vs Oklahoma City (12/10/15)
3-Pointers Pct.:	.667 vs USAO (2/28/08) .667 vs Texas - Permian Basin (2/21/15) .667 vs. Western New Mexico (11/17/17)
Free Throws:	35 vs Rogers State (1/19/12)
Free Throw Att.:	44 vs Oklahoma Baptist (2/1/03)
Free Throw Pct.:	1.000 vs Newman (22-22) (2/15/18)
Rebounds:	62 vs Huston-Tillotson (11/17/00)
Assists:	34 vs Dallas Christian (11/4/08)
Blocked Shots:	14 vs Mid-America Christian (11/24/14)
Steals:	26 vs National Christian (12/8/01)

Lady Chap Individual Records

Points:	36 - Emily Pool (Atkins) vs Northern New Mexico College (11/5/10)
Field Goals:	13 - Mamy N'Kolomoni vs Huston-Tillotson (11/17/00)
Field Goals Att.:	22 - Cari Bigham vs UTPB
Field Goal Pct. (10 attempts):	.917 - Brittany Blackmon (11-12) vs Univ. of the Southwest (11/10/08)
3-Pointers:	8 - Ashton Duncan (twice) vs St. Mary's (1/22/22) & (12/11/20)
3-Pointers Att.:	13 - Ashton Duncan vs. St. Mary's (1/22/22)
3-Point Pct. (5 attempts):	1.000 - Kelsey Hoppel (5-5) vs. Okla. Christian (2/8/14) 1.000 - Bailey Haist (5-5) vs. St. Edward's (2/19/15)
Free Throws:	12 - 4 Times
Free Throws Att.:	17 - Mamy N'Kolomoni vs Southern Nazarene (3/1/02)
Free Throw Pct. (10 attempts):	1.00 - Tabitha Qubry-Sellers (10-10) vs Okla. Christian (1/18/01) 1.00 - Emily Pool (10-10) vs. Newman (11/23/13) 1.00 - Allie Schulte (10-10) vs. Daemen (11/20/21)
Rebounds:	20 - Mamy N'Kolomoni vs St. Gregory's (2/24/01)
Assists:	13 - Sierra Lovorn vs Oklahoma Baptist (2/10/07)
Blocked Shots:	10 - Tess Bruffey vs. St. Mary's (2/9/17)

RADIO / TV HEADSHOT ROSTER



0 - GRACE FOSTER
Fr. | 6-1 | FW
Childress, Texas



1 - ASHTON DUNCAN
Gr. | 5-9 | G
Lubbock, Texas



2 - MACI MADDOX
So. | 5-7
Lubbock, Texas



3 - AUDREY ROBERTSON
So. | 5-8 | G
Kerrville, Texas



4 - RACHEL HAASE
Fr. | 5-8 | G
Amarillo, Texas



5 - LAYNEE BURR
Sr. | 5-9 | G
Stratford, Texas




12 - SAVANNAH SUMRALL
Jr. | 5-9 | G
Wellington, Texas



14 - CHANNING CUNYUS
Sr. | 5-9 | G
Canyon, Texas



15 - SHAYLEE STOVALL
So. | 5-6 | G
Idalou, Texas



20 - CARLI BOSTWICK
Fr. | 5-9 | FW/G
Lubbock, Texas



21 - ALLIE SCHULTE
Gr. | 5-10 | G
Nazareth, Texas



22 - JULIANA ROBERTSON
Gr. | 5-10 | FW
Kerrville, Texas



23 - BRYLEE WINFREY
Jr. | 5-9 | G
Canyon, Texas



30 - AUDREY SPURGIN
Fr. | 6-1 | P
Fredericksburg, Texas




32 - WHITNEY COX
Jr. | 6-1 | FW
Flower Mound, Texas



40 - REESE SCHUMANN
Fr. | 6-2 | P
Houston, Texas



STEVE GOMEZ
Head Coach
19th Season



VIC SELF
Assistant Coach
10th Season



KAYCIE WILSON
Assistant Coach
7th Season



JULIO PACHECO
Volunteer Assistant Coach
2nd Season



SERENITY SEILER
Associate Athletic Trainer
4th Season