



LSC

LUBBOCK CHRISTIAN UNIVERSITY

2021-22 WOMEN'S BASKETBALL GAME NOTES

MEMBERS OF THE LONE STAR CONFERENCE - FIVE NCAA REGION TOURNAMENT APPEARANCES - 2015-16, 18-19 & 20-21 NCAA DIV. II CHAMPIONS

WOMEN'S BASKETBALL GAME NOTES
February 1, 2022

LCU LADY CHAPARRALS

Location Lubbock, Texas
Founded 1957
Enrollment 2,000
Affiliation NCAA Div. II
Conference Lone Star
Nickname Lady Chaparrals "Lady Chaps"
Athletic Director Scott Larson
Sports Information Chris Due
Head Coach Steve Gomez
Career Record (year) 466-129 / 19th

2021-22 LADY CHAPS SCHEDULE

Date	Site	Opponent	Result
11/5	N	Montevallo !	W 69-55
11/6	A	Montana State Billings !	W 67-51
11/7	N	No.11 Tampa !	W 56-44
11/12	A	Colorado Christian ^	W 60-46
11/13	N	Colorado State Pueblo ^	L 56-64
11/19	H	No.1 Lander	W 76-72
11/20	H	No.20 Daemen College	W 62-37
11/25	N	Minnesota Crookston \$	W 62-42
11/26	A	Hawaii Pacific \$	W 73-52
12/7	H	West Texas A&M	W 60-49
12/11	A	Western New Mexico	W 67-39
12/16	H	Cameron	W 75-61
12/31	A	Texas A&M - Kingsville *	L 42-59
1/2	A	Texas A&M International *	W 62-48
1/6	H	Arkansas Fort Smith *	W 71-34
1/13	A	No.6 Texas A&M - Commerce*	L 62-66
1/15	A	UT Tyler *	W 57-37
1/20	H	St. Edward's *	W 64-44
1/22	H	St. Mary's *	W 72-39
1/27	A	Angelo State *	L 63-67
1/29	A	UT Permian Basin *	W 83-61
1/31	H	Oklahoma Christian *	W 75-51
2/3	H	Midwestern State *	5:30 PM
2/5	H	Texas Woman's *	2:00 PM
2/10	A	West Texas A&M *	5:30 PM
2/12	A	Cameron *	2:00 PM
2/17	A	Eastern New Mexico	6:30 PM
2/22	H	Eastern New Mexico *	5:30 PM
2/24	H	Western New Mexico *	5:30 PM

* - Lone Star Conference Game Times are Central

! - D2CCA Tipoff Classic at The Trailhead (Billings, Mont.)
 ^ - RMAC/Lone Star Conference Tip-Off Classic (Lakewood, Colo.)
 \$ - Oahu Thanksgiving Classic (Honolulu, Hawaii)



LONE STAR CONFERENCE



FACEBOOK/LCUCAPS
 TWITTER: @LCUCAPS
 INSTAGRAM: @LCUCAPS
 YOUTUBE: #LCUathletics



vs MIDWESTERN STATE

Thur. Feb. 3 - 5:30 PM

LONE STAR CONFERENCE GAME >> RIP GRIFFIN CENTER (LUBBOCK, TEXAS)

LIVE SCORING: <http://statb.us/b/374804> RADIO: 99.1 FM CHAP RADIO (STUDENT RADIO)
 WATCH ONLINE: <http://www.lcuchaps.com/live> LISTEN ONLINE: <http://bit.ly/3AeJ2Vb>
 MSU RECORD: 10-8, 4-4 (LSC) ALL-TIME SERIES: MSU LEADS 21-10
 MSU: HOME 6-3, ROAD 4-5, NEUTRAL 0-0 LAST MEETING: 1/27/21 at LCU (W 84-54)
 RANKINGS: LAST WIN BY LCU: 1/27/21
 LAST WIN BY OC: 12/13/14

GAME
23

vs TEXAS WOMAN'S

Sat. Feb. 5 - 2 PM

LONE STAR CONFERENCE GAME >> FALCON DOME (ODESSA, TEXAS)

LIVE SCORING: <http://statb.us/b/374805> RADIO: N/A
 WATCH ONLINE: <http://www.lcuchaps.com/live> LISTEN ONLINE: N/A
 TWU RECORD: 13-5, 6-1 (LSC) ALL-TIME SERIES: LCU LEADS 5-1
 TWU HOME 7-3, ROAD 5-1, NEUTRAL 1-1 LAST MEETING: 12/5/19 at LCU (W 80-61)
 RANKINGS: LAST WIN BY LCU: 12/5/19
 LAST WIN BY TWU: 11/1/10

GAME
24

TRIPLE DIGITS

While the temperatures are dropping into single digits, the home win streak for No.13 Lubbock Christian University could be moving into triple digits. The Chaps are sitting with 99 consecutive home wins, as they host Midwestern State Thursday (5:30 p.m.) and Texas Woman's Saturday (2 p.m.) inside Rip Griffin Center. LCU will only have two regular season home games remaining after their current three-game homestand is completed.

CHAP NOTES

●> Allie Schulte, who actively ranks for playing in the second-most games in NCAA Division II (145 games played in her career), leads the squad in scoring with an average of 12.7 points per game. She also leads the team in assists (78) and steals (74). Her 78 assists ranks tied for third in the conference, with a pace of 3.5 per game (10th in the LSC), and her 74 steals is second in the nation (Ashley Steffek has 82 to lead the nation). She has 45 steals in conference play (has her with 4.5 steals per conference game), with a career-high eight steals on Jan. 2 at Texas A&M International. The 74

steals also has her with 303 career steals, which is the second active leading mark in career steals in NCAA Division II (second highest mark in program history and 28 away from the program's all-time career mark).

●> Ashton Duncan leads LCU with 56 three-pointers, averaging 2.6 per game (fourth in the conference). The 56 three-pointers ranks ninth in the nation and leads the LSC (Megan Voit of Mary leads the nation with 69). Duncan, who is 48 points shy of 1,000 career points, is second on the team averaging 10.5 points per game. She matched a program single-game record with 8 three-pointers on Jan. 22 against St. Mary's (second time in her career). She needs seven three-points to reach 249 three-pointers, which would move her past Jordan Hampton (248 from 2005-09) and into second in program history. Duncan's 242 career three-pointers ranks 12th actively in NCAA Division II for career three-pointers.

●> The Lady Chaps have claimed the Lone Star Conference Defensive Player of the Week honor in four of the 10 weeks the award has been issued. Allie Schulte has received the honor twice, with teammates Grace Foster and Juliana

LUBBOCK CHRISTIAN (@LCUCAPS)
LADY CHAPARRALS

Record: 18-4, 7-3 Lone Star
 Last Game: 75-51 W vs. Okla. Christian
 Coach: Steve Gomez
 Gomez vs. MSU: 4-1
 Gomez vs. TWU: 4-1

PROJECTED STARTERS

Pos.	Player	Class	Pts/p	Reb/p
G	Ashton Duncan	Gr.	10.5	2.1
G	Allie Schulte	Gr.	12.7	3.5
G	Laynee Burr	Sr.	8.4	3.0
G	Channing Cunyus	Sr.	8.7	3.9
F	Juliana Robertson	Gr.	6.5	6.9

LCU LEADERS

AVG. POINTS
12.7 Allie Schulte

REBOUNDS

6.9 (151) Juliana Robertson

ASSISTS

3.5 (78) Allie Schulte

STEALS

3.4 (84) Allie Schulte

MIDWESTERN STATE (@MSUMUSTANGS)
MUSTANGS

Record: 10-8, 4-4 Lone Star
 Last Game: 81-46 L vs. Cameron
 Coach: Christopher Reay
 Career Record: 21-15
 MSU Record: 21-15

PROJECTED STARTERS

Pos.	Player	Class	Pts/p	Reb/p
G	Morgan Lenahan	Sr.	14.8	6.0
G	Markayla Johnson	So.	4.8	2.8
G	Frances King	So.	12.4	3.6
F	Shawnisay Millar	Jr.	7.9	4.1
F	Hannah Reynolds	Sr.	9.7	6.5

MSU LEADERS

AVG. POINTS
14.8 Morgan Lenahan

REBOUNDS

6.5 (111) Hannah Reynolds

ASSISTS

4.7 (84) Frances King

STEALS

1.8 (32) Morgan Lenahan

TEXAS WOMAN'S (@TWUPIONEERS)
PIONEERS

Record: 13-5, 6-1 Lone Star
 Last Game: 57-51 W at UT Tyler
 Coach: Beth Jillson
 Career Record: 205-193
 TWU Record: 205-193

PROJECTED STARTERS

Pos.	Player	Class	Pts/p	Reb/p
G	Sadie Moyer	Jr.	14.2	2.7
G	Brielle Woods	Jr.	7.5	3.2
G	Keslyn King	Jr.	7.6	3.7
G	Kayla Glover	Fr.	2.2	3.3
F	Ashley Ingram	Fr.	13.1	6.4

TWU LEADERS

AVG. POINTS
14.2 Sadie Moyer

REBOUNDS

6.4 (115) Ashley Ingram

ASSISTS

2.2 (40) Sadie Moyer

STEALS

1.9 (33) Brielle Woods

LUBBOCK CHRISTIAN UNIVERSITY WOMEN'S BASKETBALL GAME NOTES

Robertson also receiving the award. Overall for Offensive and Defensive, LCU has claimed five LSC honors issued this season (four defensive and one offensive).

●> Laynee Burr, who has two performances of at least 18 points this season, is averaging 8.4 points per game. A member of the DII CCA Tip-Off Classic at the Trailhead All-Tournament Team selection, Burr enters Thursday's play 15th in the conference in assists with 51 on the season.

●> Channing Cunyus is averaging 8.7 points a contest this season. She recorded the third Lady Chap double-double of the season Jan. 22 at Angelo State, which was the first of her career. She posted a career-high 10 rebounds and added 10 points to complete the double-double. Three different Lady Chaps have a double-double this season, as Cunyus joined Juliana Robertson and Grace Foster. Cunyus followed the performance Saturday in Odessa, Texas with six three-pointers and a career-high 24 points.

●> LCU opened the season making their first 14 free-throw attempts and are 77.5% (237/306) from the free-throw line, which ranks 25th nationally. From their game against Tampa (Nov. 7) to their game at Colorado Christian (Nov.12), in which they made 13 consecutive free-throws to start the game, LCU made a sequence of 17 consecutive free-throws. They topped that mark in their opening home stand of the season, making 43 consecutive free-throws (They made 28 straight free-throws in their game against Lander as part of the sequence). Schulte, who is 23-of-23 on the season from the line in the fourth quarter of games, is 56-of-63 (88.9%) from the free-throw line on the season, which is 15th nationally.

●> Grace Foster and Juliana Robertson have provided LCU strong defensive play inside the perimeter. Robertson ranks fourth in the LSC in rebounds (151) and fifth in defensive rebounds per game (5.5). Foster leads LCU in blocks (21, seventh in the LSC), with Robertson ranking second with 16 blocks (ninth in the LSC).

●> LCU is sixth nationally in turnovers...or lack thereof, as they average 12.1 per game. The stat has Allie Schulte second in the LSC in assist/turnover ratio at 2.4. As a team, LCU ranks 17th nationally and leading the LSC for team assist/turnover ratio (1.2).

D-UP!

LCU defensively has held opponents to an average of 51.3 points a game, which ranks fourth nationally. Lady Chap opponents have been held to under 50 points in 11 of their 21 games this season.

HOMEBODIES

LCU, one of four LSC teams to play less than nine home games, is 8-0 in home contests this season, with Allie Schulte leading the squad averaging 11.4 points per game inside Rip Griffin Center. Ashton Duncan joins Schulte in double-figure scoring average with 10.6 points a game. She has the season-high individual game point total for a home game this season, scoring 24 points off eight three-pointers on Jan.22 verses St. Mary's. Two of LCU's eight home contests (and wins) have come against nationally ranked programs, as they defeated No.1 Lander and No.20 Daemen (Elite Eight qualifiers from last season) in their first two home games of the season. LCU is shooting 45.3% at home this season, and shooting 36.7% from long distance at home. The Lady Chaps have excelled at the free-throw line, shooting 81.0% (102/126) from the free-throw line this season, as Schulte is 21-of-21 from the stripe at home. Defense has been a strong-point for LCU at home this season, as they have held opponents to a 36.0% shooting mark from the floor (25.2% from three-point range). Foes are also 67.7% (65/96) from the free-throw line.

SWEET HOME (ON) CHICAGO

LCU went 13-0 at home season, culminating with the LSC Championships and becoming the first team since 2007 to win the LSC Championship tournament on a campus venue. They

are 8-0 at home this season, which has their active home win streak sitting at 99 games (it is the active and all-time leading mark in NCAA Division II women's basketball). LCU's last home loss came on Jan. 1, 2015 against Oklahoma City University. LCU, who also has a 7-0 mark in NCAA postseason play in Lubbock in the mix (not including a 3-0 mark in LSC postseason play), has also won 78 consecutive home conference games, with their last conference home loss occurring Jan. 10, 2013 (against Oklahoma City). They completed a 49-0 all-time mark in Heartland Conference home games (they are 26-0 in LSC home games).

NCAA DIVISION II'S LONGEST HOME WIN STREAKS

99 - Lubbock Christian Jan. 1, 2015 -->
87 - Neb.-Kearney Jan. 31, 1995-Nov. 24, 2001
85 - West Tex. A&M Jan. 9, 1987-Dec. 6, 1991

NCAA'S ACTIVE-LEADING HOME WIN STREAKS

99 - LCU (Division II)
46 - North Georgia (Division II)
34 - Stephen F. Austin (Division I)

NCAA DIVISION LONGEST HOME WIN STREAKS BY DIVISION

Division I -- 99 - UConn 2006/07 - 2011/12
Division II -- 99 - Lubbock Christian Jan. 1, 2015 -->
Division III -- 121 - Amherst Jan. 31, 2009-Feb. 6, 2016

EYE-OPENING

The 2021-22 season marks LCU's ninth since leaving the NAIA, and heading into Thursday's action, LCU is 232-33 in that span (87.5%). In NCAA postseason play, the Lady Chaps are 20-1 all-time.

NATIONALLY KNOWN

The Lady Chaps claimed the No.1 spot in the WBCA's National Top-25 Preseason Poll for the first time in program history this year, and also for the first time they were the favorites in both the WBCA and D2SIDA preseason polls. LCU fell to CSU Pueblo in Lakewood, Colo., which ended their 39-game win streak and knocked them out of the No.1 spot. For three consecutive polls, LCU was not in the No.1 spot, but they worked their way back to the top spot in the WBCA poll. Their return to No.1 status lasted through two WBCA and one D2SIDA poll before their loss at Texas A&M-Kingsville resulted in them showing up at No.6 (WBCA) and No.7 (D2SIDA) in the following week's polls. They worked back up to No.2 (D2SIDA) and No.4 (WBCA), but fell to No.10 after falling at A&M-Commerce. They are currently No.15 in WBCA and No.13 in D2SIDA, as they fell out of the top-10 for the first time (in both polls). Overall this season, LCU has been No.1 in three WBCA polls and two D2SIDA polls.

On Dec.14, both LCU women's and men's basketball programs were each No.1 in their respective polls, marking the first time in LCU history in which LCU's men's and women's basketball programs were each ranked No.1 at the same time.

SO ARE SOME OTHERS

On Jan. 13, LCU fell at No.6 Texas A&M-Commerce, which was their first loss of the season against a Top-25 nationally ranked opponent (it has been their only road game against a nationally ranked opponent this season). LCU went 6-0 against nationally ranked programs last season and 4-2 in 2019-20 against the nations ranked foes. This season, LCU is 3-1 against ranked opponents, as they have defeated No.11 Tampa (Nov. 7 in Billings, Mont.), No.1 Lander (Nov. 19 in Lubbock) and No.20 Daemen (Nov. 20 in Lubbock).

STARS IN THE CONFERENCE

LCU is 39-6 all-time in Lone Star Conference play and they had a 22-game win streak snapped Dec. 31 in their loss at Texas A&M-Kingsville. The Lady Chaps went 13-0 in LSC play last season and they are 7-3 in conference play this season, with Allie Schulte averaging 13.6 points per game. She is also averaging 4.5 steals per conference contest. LCU is averaging 12.2 steals per conference game and have forced opponents into an average of 19.3 turnovers per game.

FIVE THINGS ABOUT MSU

1 > The Mustangs head into Thursday 10-8 on the season. They have an 4-4 mark in LSC play, falling 81-46 against Cameron Saturday.

2 > MSU, who entered the season No.5 in the LSC Preseason Poll, has Morgan Lenahan leading the squad in LSC play, averaging 17.0 points a game in conference competition. The mark is above her season overall average of 14.8 points a game. The Mustangs also have Hannah Reynolds averaging 11.1 points per conference game.

3 > Midwestern State is 4-5 this season on the road and their last road game resulted in a 100-68 loss.

4 > MSU leads the Lone Star Conference and ranks 12th in NCAA Division II in total blocks. Their 5.2 blocks per game also lead the LSC and sits 12th in the NCAA. Their season-high performance was on Dec. 16 versus Texas A&M-Commerce when they picked up ten blocks.

LADY CHAPS HISTORY

NCAA NATIONAL CHAMPIONSHIPS
2016 2019 2021

NCAA TOURNAMENT APPEARANCES
2016 2018 2019 2020 2021

NCAA DIV. II SOUTH CENTRAL REGION
TOURNAMENT CHAMPIONS
2016 2018 2019 2021

LONE STAR CONFERENCE
CHAMPIONS
2020 (Won Tournament) 2021 (Regular Season)

LONE STAR CONFERENCE
DIVISION CHAMPIONS
2021 (West)

HEARTLAND CONFERENCE
2013/2014 First Place
2014/2015 Regular Season Champions
2015/2016 Regular Season Champions
2017/2018 Regular Season Champions
2018/2019 Regular Season Champions

HEARTLAND CONFERENCE
TOURNAMENT CHAMPIONS
2016 2018 2019

SAC CONFERENCE CHAMPIONS
2006/2007
2011/2012

SAC TOURNAMENT CHAMPIONS
2013

NAIA NATIONAL QUALIFIERS
2004 2009
2005 2010
2006 2011
2007 2012
2008 2013

NAIA SWEET SIXTEEN FINISH
2007
2009

NAIA ELITE EIGHT FINISH
2008
2011
2013

NAIA FAB FOUR SEMIFINALISTS
2012

NAIA NATIONAL FINALIST
2006

5 > Frances King leads the LSC and is 27th nationally in assists (84) and has the conference-leading per-game average of 4.7.

THE SERIES AGAINST MSU

The Mustangs command the all-time series with a 21-10 series record over LCU, which included 11 consecutive wins until LCU winning the prior four meetings. Each school has conflicting all-time records for the history of the two programs, as there were some MSU forfeitures in the mix, which enters into the confusion. The Lady Chaps are 7-7 all-time in Lubbock against MSU. They have only met twice in Lubbock since 1994 (Dec. 3, 2015, which LCU won 92-71 and the previous meeting Jan. 27, 2021, which LCU won 84-54). The two programs have only met five times since Steve Gomez tenure as head coach of the Lady Chaps (he is 4-1 against MSU).

ACTIVE LADY CHAP LEADERS VS. MSU

Here is a look at LCU's top three active leaders career vs. MSU:

Ashton Duncan 2gp - 18.0 pts/g, 7/16 3-pt fg (43.8%)
Allie Schulte 3gp - 7.7 pts/g, 3.0 stl/g
Two tied with 4.0 pts/g

PRIOR MEETING VS. MSU

LUBBOCK, Texas (January 27, 2021) - A career-high six steals couldn't steal the spotlight away from Allie Schulte's biggest achievement of the night. The senior guard had 20 points, which helped her surpass 1,000 career points as a member of the Lady Chaps, and No.2 Lubbock Christian University used a strong second half surge to defeat Midwestern State 84-54 in a West Division meeting in the Lone Star Conference. Ashland Duncan also added 20 points to help LCU claim its 84th consecutive home win inside Rip Griffin Center (72nd consecutive conference home win).

21-22 LADY CHAPS IN THE RANKINGS

	D2SIDA	WBCA
Preseason	1	1
Poll 1	10	No Poll
Poll 2	6	2
Poll 3	6	2
Poll 4	6	2
Poll 5	4	1
Poll 6	1	1
Poll 7	No Poll	No Poll
Poll 8	7	6
Poll 9	2	4
Poll 10	10	10
Poll 11	11	8
Poll 12	13	15
Poll 13	-	-
Poll 14	-	-
Poll 15	-	-
Final	-	-
Postseason	-	-

Schulte, entering the game needing 16 points to hit the 1,000-point mark, converted a free-throw to complete a three-point play with 8:23 remaining in the contest for her 16th point of the game and the 1,000th of her career. Her accomplishment marks the third consecutive season a Lady Chap has hit the mark. Olivia Robertson completed the task in March of 2019 and Maddi Chitsey hit the 1,000-point mark in November of 2019 in San Antonio, Texas.

Eight of her points were valuable in the second quarter, as LCU had to hold off a Midwestern State surge of momentum. LCU opened the game on a 9-0 run, but Midwestern State responded with a 6-0 run once their first field goal went in four minutes into the game. MSU outscored LCU 14-6 over the final six minutes of the first quarter and LCU edged MSU 15-14 heading into the second quarter. Schulte had six of LCU's first eight points of the second quarter, with her first field goal regaining the LCU lead after Frances King nailed a three-pointer to tie the game at 17-17 36 seconds into the quarter. LCU's defense held MSU without a field goal for over a four-minute span, while Ashton Duncan ignited a 14-2 run by scoring five of the first seven points of the run. Duncan and Schulte combined for 13 points in the quarter and LCU took a 37-27 lead into the half. LCU was 9-of-13 (69.2%) from the field in the second quarter and they were 7-of-8 inside the arc in the frame.

MSU was held to one scoring run in the third quarter. After a 4-0 run answered an LCU 5-0 run, LCU outscored MSU 11-6 in the quarter. All 11 of LCU's points were scored by Emma Middleton (6) and Schulte (5).

LCU's offense surged in the fourth quarter. Duncan opened the quarter with a three-pointer for a 58-41 lead. The three-pointer was the first points of an eventual 19-3 LCU run to build the lead to 74-44, matching the largest lead of the game. Duncan (8) and Schulte (7) combined for 15 points in the fourth quarter.

LCU finished the game 54.5% (30/55) from the field. Duncan and Schulte each finished the game with 20 points. Duncan was 8-of-12 from the field with a 4-of-7 mark from outside. Schulte was 8-of-13 from the field and also added six assists and a career-high six steals. Middleton finished with 14 points and posted three blocks and a +31 plus/minus.

Defensively, LCU held MSU to 38.9% shooting from the field. LCU outscored MSU 42-22 in the paint (42 points is a season high in paint scoring) and 24-11 in points-off-turnovers, as they had 13 steals and forced MSU into 20 turnovers. The 13 steals marks the seventh time (nine games played) in which LCU has swiped at least 10 steals in a game this season. LCU moved to 3-0 in the West and 9-0 in conference play and overall.

MSU, making their second trip to Lubbock Christian since 1994, had three players finish in double figures, with King leading the Mustangs with 12 points. Morgan Lenahan and Hannah Reynolds each had 10 points, with Lenahan's points all scored in the fourth quarter.

FIVE THINGS ABOUT TWU

1 > The Pioneers enter Thursday 13-5 on the season. They have an 6-1 record in LSC action and are at Eastern New Mexico Thursday prior to coming to Lubbock.

2 > TWU, preseason slated at No.11 in the LSC Preseason Poll, has Ashley Ingram leading the Pioneers in LSC contests. She is averaging 15.9 points an LSC game (13.1 overall on the season). Sadie Moyer leads the team overall on the season, averaging 14.2 points a game.

3 > Texas Woman's is 5-1 in road play this season, which includes a 57-51 win Monday at UT Tyler.

4 > The Pioneers rank third in the LSC and break the top-50 nationally in scoring defense, averaging an allowance of 58.3 points a game.

5 > Sadie Moyer leads the LSC and is 31st nationally with 36.25 minutes played per game. She ranks 17th nationally and second in the LSC from the free-throw line, shooting 88.4% from the line.

THE SERIES AGAINST TWU

LCU has won the prior three meetings over TWU and has a 5-1 series advantage. Five of the meetings have come since the 2010-2011 season. The two teams had never met in Lubbock until their LCU's first-ever NCAA postseason contest (resulted in a 95-75 victory by LCU on Mar. 10, 2016). LCU is 2-0 in Lubbock against TWU, with the prior meeting (Dec. 5, 2019 LCU win 80-61) standing as the only regular season meeting in Lubbock between the two programs.

ACTIVE LADY CHAP LEADERS VS. TWU

Here is a look at LCU's top three active leaders career vs. TWU:

Allie Schulte 1gp – 21.0 pts/g, 3/5 3-pt fg (60.0%), 4 steals
Ashton Duncan 1gp – 11.0 pts/g, 3/6 3-pt fg (50.0%)
Two tied with 6.0 pts/g

PRIOR MEETING VS. TWU

LUBBOCK, Texas (December 5, 2019) - Allie Schulte notched a career-high 21 points on the offensive end and Maddi Chitsey posted a career-high six blocks on the defensive end, as Lubbock Christian University improved to 8-0 overall and 2-0 in Lone Star Conference play with an 80-61 victory over Texas Woman's. The win occurred on a night the Lady Chaparrals improved their national active-leading home win streak to 68 games and they received their championship rings from their 2019 NCAA Division II women's basketball national title.

In a battle of two of the top three defensive-minded teams in the Lone Star Conference, it was offense leading the pace in the opening half of play. TWU made four of their opening five shot attempts and used a 5-0 run to take a

GAME-BY-GAME RESULTS AND HIGHS

Opponent	Date	Score	Points	Rebounds	Assists	Steals	Blocked shots
vs Montevallo at Mont. St. Billings	11/05/21 11/06/21	69-55 67-61	19-Allie Schulte 22-Ashton Duncan	9-Grace Foster 7-Allie Schulte	6-Layne Burr 3-Allie Schulte Layne Burr 4-Allie Schulte	4-Layne Burr 3-Channing Cunyus	2-Grace Foster 1-Juliana Robertson
vs Tampa	11/07/21	56-44	18-Layne Burr	7-Juliana Robertson		3-Allie Schulte	1-Grace Foster Allie Schulte
at Colo. Christian	11/12/21	60-46	19-Layne Burr	8-Channing Cunyus Juliana Robertson	3-Allie Schulte Layne Burr	5-Allie Schulte	1-Audrey Robertson Whitney Cox Allie Schulte
vs Colorado St.-Pueblo	11/13/21	56-64	20-Ashton Duncan	6-Allie Schulte	8-Allie Schulte	3-Juliana Robertson	1-Layne Burr Channing Cunyus Juliana Robertson
LANDER	11/19/21	76-72	12-Allie Schulte Audrey Robertson	8-Grace Foster	5-Layne Burr	1-Allie Schulte Audrey Robertson Maci Maddox Channing Cunyus	2-Grace Foster
DAEMEN	11/20/21	62-37	17-Allie Schulte	7-Juliana Robertson	2-Savannah Sumrall Channing Cunyus Grace Foster Allie Schulte	1-Ashton Duncan Grace Foster Channing Cunyus Maci Maddox Carli Bostwick Savannah Sumrall Whitney Cox Layne Burr	1-Juliana Robertson
vs Minn.-Crookston	11/25/21	62-42	12-Allie Schulte	7-Channing Cunyus	4-Allie Schulte Channing Cunyus	2-Audrey Spurgin Allie Schulte	1-Layne Burr Grace Foster Channing Cunyus Juliana Robertson Audrey Spurgin
at Hawaii Pacific	11/26/21	73-52	22-Allie Schulte	13-Juliana Robertson	6-Allie Schulte	5-Allie Schulte	None
WEST TEX. A&M	12/07/21	60-49	20-Ashton Duncan	15-Juliana Robertson	3-Maci Maddox	2-Juliana Robertson	2-Juliana Robertson
at Western N.M.	12/11/21	67-39	11-Grace Foster	4-Ashton Duncan Reese Schumann Whitney Cox	2-Brylee Winfrey Maci Maddox Layne Burr Whitney Cox Grace Foster	4-Allie Schulte	1-Ashton Duncan Grace Foster
CAMERON	12/16/21	75-61	20-Grace Foster	8-Juliana Robertson	5-Allie Schulte Layne Burr	3-Allie Schulte	1-Layne Burr
at Tex. A&M-Kingsville	12/31/21	42-59	9-Layne Burr	8-Juliana Robertson	3-Layne Burr	7-Allie Schulte	1-Allie Schulte Channing Cunyus Juliana Robertson
at Tex. A&M Int'l	01/02/22	62-48	23-Allie Schulte	7-Channing Cunyus	5-Channing Cunyus Allie Schulte	8-Allie Schulte	2-Grace Foster
ARK.-FORT SMITH	01/06/22	71-34	14-Grace Foster	4-Whitney Cox Grace Foster Juliana Robertson	3-Juliana Robertson Allie Schulte	4-Allie Schulte	2-Whitney Cox
at Tex. A&M-Commerce	01/13/22	62-66	20-Grace Foster	11-Grace Foster	3-Juliana Robertson Channing Cunyus 4-Allie Schulte	3-Allie Schulte	6-Grace Foster
at Texas-Tyler	01/15/22	57-37	20-Ashton Duncan	18-Juliana Robertson		1-Allie Schulte Ashton Duncan Juliana Robertson	2-Juliana Robertson
ST. EDWARD'S	01/20/22	64-44	11-Allie Schulte Channing Cunyus	8-Juliana Robertson	4-Juliana Robertson	4-Juliana Robertson Allie Schulte	4-Juliana Robertson
ST. MARY'S (TX)	01/22/22	72-39	24-Ashton Duncan	6-Layne Burr	8-Allie Schulte	4-Allie Schulte Ashton Duncan	2-Grace Foster
at Angelo St.	01/27/22	63-67	21-Allie Schulte	10-Channing Cunyus	3-Allie Schulte Juliana Robertson	4-Juliana Robertson	1-Allie Schulte
at Tex. Permian Basin	01/29/22	83-61	24-Channing Cunyus	5-Juliana Robertson	6-Allie Schulte	4-Allie Schulte	1-Layne Burr Allie Schulte
OKLA. CHRISTIAN	01/31/22	75-51	15-Allie Schulte	7-Allie Schulte Juliana Robertson	4-Juliana Robertson	7-Allie Schulte	2-Grace Foster

7-2 lead three minutes into the contest. The Pioneers maintained the lead until LCU closed the quarter's final minute on an 8-0 run for an 18-14 LCU lead. Chitsey started the charge connecting on a three-pointer, and it was one of three three-pointers hit by LCU in the eventual 11-0 run. Ashton Duncan and Allie Schulte hit the other three-pointers during the run and it helped jumpstart an LCU offense that was 10-of-16 from the field (62.5%) in the second quarter (7-of-10 inside the arc). Schulte had 12 points in the opening half and helped LCU take a 43-32 lead into the half. The Lady Chaps were 60% (18/30) from the field in the half, going 13-of-18 (72.2%) inside the arc.

The Pioneers had the hot hand offensively in the third quarter. Ma'K'La Woods, who had eight points in the third quarter, opened the second half with a pair of field goals and the Pioneers made their first four field goal attempts. They shot 56.3% (9-of-16) in the quarter (all attempts were inside the arc) and used a 6-0 and 5-0 run to turn a 54-40 LCU lead into a 59-53 advantage with 53 seconds left in the third quarter.

Each team had one field goal nearly five minutes into the fourth quarter, as TWU's hot shooting did not carry into the fourth quarter. The Pioneers were 1-of-12 from the field over the final 7:19 of the game. LCU took advantage of the TWU's lack of offense in the quarter, hitting five field goals over a seven-shot stretch and going on a 7-0 run to build the lead to 76-59 with 2:17 remaining. Schulte finished with seven points in the fourth quarter to help preserve the victory.

LCU shot 49.1% from the field in the game (28/57). Along with Schulte's 21 points, LCU also received 14 points from Chitsey and 11 points from Duncan, who was 3-of-6 from long range. LCU, entering the game shooting 82% from the free-throw line, went 15-of-18 from the line (83.3%).

Chitsey posted a career-high six blocks and helped lead LCU to a season-high nine blocks in the contest. The block totals were the highest by the Lady Chaps since they had 10 at Oklahoma Christian on Jan. 26, 2019, and the highest total at home since they blocked nine Cameron shots on Dec. 16, 2017.


TWU, who was sitting at 45.5% (20/44) shooting from the field through three quarters, finished the night 37.9% (22/58) from the field, which is the highest mark the Lady Chaps have allowed this season. The Pioneers, just 2-of-8 (25%) from long range, were led in scoring by Ma'K'La Woods, who finished with 16 points. Brielle Woods contributed 15 points and London Archer posted 10 points. TWU out-rebounded LCU 30-24, which played a role in the Pioneers producing a 20-10 scoring advantage in second-chance points.

2021-2022 LCU ROSTER

No.	Name	Pos.	Ht.	Cl.	Yrs.Left	Hometown School	High School
0	Grace Foster	FW	6-1	Fr.	4	Childress, Texas	Childress H.S.
1	Ashton Duncan	G	5-9	Gr.	1	Lubbock, Texas	Trinity Christian H.S.
2	Maci Maddox	G	5-7	So.	4	Lubbock, Texas	Frenship HS
3	Audrey Robertson	G	5-8	So.	4	Kerrville, Texas	Tivy HS
4	Rachel Haase	G	5-8	Fr.	4	Amarillo, Texas	Amarillo H.S.
5	Laynee Burr	G	5-9	Sr.	2	Stratford, Texas	Stratford H.S.
12	Savannah Sumrall	G	5-9	Jr.	3	Wellington, Texas	Wellington H.S.
14	Channing Cunyus	G	5-9	Sr.	2	Canyon, Texas	Canyon H.S.
15	Shaylee Stovall	G	5-6	So.	4	Idalou, Texas	Idalou HS
20	Carli Bostwick	FW/G	5-9	Fr.	4	Lubbock, Texas	Homeschool
21	Allie Schulte	G	5-10	Gr.	1	Nazareth, Texas	Nazareth H.S.
22	Juliana Robertson	FW	5-10	Gr.	1	Kerrville, Texas	Tivy H.S.
23	Brylee Winfrey	G	5-9	Jr.	3	Canyon, Texas	Canyon H.S.
30	Audrey Spurgin	P	6-1	Fr.	4	Fredericksburg, Texas	Fredericksburg H.S.
34	Whitney Cox	FW	6-1	Jr.	3	Flower Mound, Texas	Flower Mound H.S.
40	Reese Schumann	P	6-2	Fr.	4	Houston, Texas	Clear Lake H.S.

Head Coach: Steve Gomez

Assistant Coaches: Vic Self, Kaycie Wilson, Julio Pacheco

**PRONUNCIATIONS**

HAASE: haw-SEE (like "Aussie" but add the "H" sound prior)
 SUMRALL: sum-rah-l
 CUNYUS: kunn-yuss
 STOVALL: stoe-VAHL
 BOSTWICK: BOSStwick
 SCHULTE: shuhl-tee
 SPURGIN: spurJEN
 SCHUMANN: shewman

GEO PRONUNCIATIONS

IDALOU: EYE-da-LOO
 NAZARETH: naZRR-eth
 TIVY: tie-vee

CHAPS: shhapps (not CH-apps)

NCAA DIVISION II POLLS

**WBCA DIV.II TOP 25 (2/1/22)**

Rank	School	Pts	1st.	Prev.
1	Glenville State (18-0)	562	20	1
2	Ashland (17-1)	540	3	2
3	Azusa Pacific (15-1)	505	0	3
4	Drury (21-2)	478	0	4
5	North Georgia (16-1)	461	0	6
6	Fort Hays State (17-2)	437	0	7
7	Lander (14-2)	433	0	5
8	Grand Valley State (17-1)	384	0	11
9	Western Washington (12-1)	383	0	9
10	Texas A&M-Commerce (17-2)	375	0	10
11	Union, TN (15-2)	339	0	13
12	Eckerd (14-1)	294	0	16
13	Colorado School of Mines (17-2)	282	0	12
14	Barton (16-1)	257	0	15
15	Lubbock Christian (17-4)	219	0	8
16	Wingate (18-1)	203	0	23
17	Catawba (16-2)	162	0	20
18	Saint Cloud State (16-3)	106	0	NR
19	Tampa (19-4)	105	0	22
20	Lee, TN (15-3)	101	0	NR
21	Savannah State (16-1)	100	0	24
22T.	Missouri Western State (16-3)	96	0	25
22T.	Nebraska Kearney (16-4)	96	0	17
24	Cal State East Bay (15-1)	79	0	NR
25	Gannon (14-3)	74	0	14

Receiving Votes: Southwest Oklahoma State (17-4) 55; Kutztown (17-4) 43; Southern New Hampshire (12-4) 37; Valdosta State (15-4) 36; Southern Indiana (14-3) 27; Missouri-St Louis (13-2) 25; Cal State San Marcos (13-2) 19; CSI-Pueblo (16-5) 15; Pace (15-4) 14; Central Washington (13-4) 9; Walsh (16-3) 9; Seton Hill (17-5) 8; Alaska Anchorage (12-4) 6; Benedict (14-6) 5; Bentley (10-4) 5; Saginaw Valley State (12-4) 4.
Dropped out: No. 18 Valdosta State (15-4); No. 19 Alaska Anchorage (12-4); No. 21 Indiana, PA (13-4).

**D2SIDA DIV.II TOP 25 (2/1/22)**

Rank	School	Rec	Pts	Prev.
1	Ashland (12)	17-1	391	1
2	Glenville State (3)	18-0	354	2
3	North Georgia	16-1	353	3
4	Texas A&M-Commerce	17-2	332	7
5	Fort Hays State (1)	17-2	331	6
6	Grand Valley State	17-1	298	13
7	Union (Tenn.)	15-2	295	8
8	Drury	20-2	288	4
9	Colorado School of Mines	17-2	281	5
10	Western Washington	12-1	279	10
11	Lander	14-2	267	9
12	Azusa Pacific	15-1	220	12
13	Lubbock Christian	17-4	190	11
14	Wingate	18-1	183	15
15	Eckerd	14-1	161	24
16	Cal State-East Bay	15-1	158	18
17	St. Cloud State	16-3	126	T22
18	Tampa	19-4	111	19
19	Barton	16-1	103	20
T20	Bentley	10-4	74	NR
T20	Cal State-San Marcos	13-2	74	25
22	Southern Indiana	14-3	66	RV
23	Minnesota-Duluth	16-4	53	RV
24	Kutztown	17-4	39	NR
25	Colorado State-Pueblo	16-5	30	NR

RV: Lee 29, Nebraska-Kearney 28, Mount Olive 20, Gannon 18, Walsh 16, Pace 11, Le Moyne 6, Southwest Oklahoma State 5, Valdosta State 3, Central Washington 2, Southern New Hampshire 2, Seton Hill 1
DO: Nebraska-Kearney, Southern New Hampshire, Valdosta State, Colorado Mesa, Pace

**NCAA SOUTH CENTRAL REGIONAL RANKINGS**

Rank School vs. D2 rec. In-Region

**D2SIDA SOUTH CENTRAL REGION POLL**

Rank	School (First-Place Votes)	W-L	Pts.	Prev.
1	Texas A&M - Commerce (6)	17-2	60	2
2	Colorado School of Mines	17-2	54	1
3	Lubbock Christian	17-4	46	3
4	Colorado State Pueblo	16-5	39	6
5	Texas - Tyler	13-4	29	9
6	Colorado Mesa	14-4	54	T-4
7	Westminster College	11-5	26	8
T-8	Texas A&M-Kingsville	13-6	15	T-4
T-8	Texas Woman's	12-5	15	RV
T-10	Cameron	11-6	7	RV
T-10	Metropolitan State of Denver	13-5	7	10

WEBSITE & BROADCAST PARTNERS

ON THE NET - WWW.LCUCHAPS.COM

The official website of LCU Athletics is where you can find everything relating to the LCU basketball teams. Schedules, results, rosters, bios, statistics and game notes can be found there.

ON THE AIR

Each game will be broadcast on the LSC Digital Network as an option for fans unable to attend. The LSC Digital Network will offer season passes for basketball, giving fans access to all regular-season contests on the network for that sport. In addition, viewers will continue to have the option to purchase a \$10 day pass that provides access to all broadcasts aired that day and access to all archived content for 24 hours.

2021-22 LSC Digital Network Rates

24-Hour Day Pass:	\$10.00
Men's and Women's Basketball Season Pass:	\$75.00
Archive Download:	\$10 per broadcast

The LSC Digital Network is in its third year showcasing the academic and athletic events of the league and its 18 member institutions. Fans can watch games and purchase passes online at www.lonestarconferencenetwork.com or www.lcuchaps.com live on computer and mobile devices. Viewers can also tune in to games on the LSC Digital Network via OTT apps available on Apple TV, Amazon Fire TV, Android TV and Roku by searching for "LSC Digital Network."

**DIGITAL NETWORK**

HEAD COACH STEVE GOMEZ

AT LCU: 19th Season (466-129)
OVERALL: 19th Season (466-129)

PERSONAL

HOMETOWN: Lubbock, Texas
SPOUSE: Shawna
CHILDREN: Hayden, Landon

EDUCATION

Lubbock Christian / 1988

COACHING EXPERIENCE

Lubbock Cooper High School (7 seasons)
LCU (19th season)



In 10 seasons at the helm while an NAIA institution, the Lady Chaps made 10 consecutive trips to the NAIA Division I Women's Basketball National Championship tournament. Coach Gomez's arrival to the LCU women's basketball program certainly changed the foundation of the program. In those 10 seasons at the helm, LCU posted a 234-96 record under Gomez in the NAIA.

LCU jumped into NCAA Division II transition in 2013 (membership in 2015) and the results have not changed since transitioning. LCU went a remarkable 25-1 overall in 2013-2014 and they completed the Heartland Conference with a perfect 20-0 mark for their first perfect conference record in program history. They followed in 2014-2015 claiming Co-Heartland Conference Regular Season title honors after a 15-3 stretch in conference and a 21-7 overall season. That led to an astounding 2015-2016 season. A season that started off with an exhibition game loss at NCAA Div. I No. 1 Connecticut and ended with a perfect 35-0 season in LCU's first season eligible for NCAA postseason. They went 18-0 in Heartland Conference play to capture a regular season title and then a Heartland Conference Tournament title (first season eligible for the tournament). The Lady Chaps went on to capture a South Central Regional Tournament title and eventually a NCAA Div. II National Title. Gomez claimed WBCA NCAA Div. II National Coach of the Year honors and also spent a portion of the offseason as a court coach at the 2016 USA Basketball Women's U17 World Championship Team Trials in Colorado Springs, Colo.

2016-17 served as a rebuilding year for the Lady Chaps, who returned one starter off the championship squad. Despite the rebuilding, LCU still went 19-11 overall and 12-4 in conference, en route to the Heartland Conference Tournament championship game, which they lost to St. Edward's. They bounced back in 2017-18, claiming another Heartland Conference regular season and tournament title, leading to Gomez receiving Heartland Conference Coach of the Year honors. The Lady Chaps hosted the NCAA Division II South Central Region Tournament for a second time and won the tournament to stamp their second berth towards an NCAA Division II Elite Eight Tournament loss. They lost to eventual national champion Central Missouri at the tournament held in Sioux Falls, S.D., ending their season with a 31-2 record.

The Lady Chaps returned to the Elite Eight Tournament for the third year in a four-year span in the 2018-19 season after claiming a Heartland Conference regular season and tournament title, along with a NCAA Division II South Central Region tournament championship after wins at Colorado Mesa and at home over Angelo State. LCU made an outstanding run towards their second NCAA Division II National Title, defeating Southwestern Oklahoma State in double overtime to claim the trophy. Gomez, who picked up his third Heartland Coach of the Year honor, became the seventh head coach in NCAA Division II women's basketball history to claim multiple titles. He also was named Female Team Coach of the Year at the West Texas Sports Persons of the Year Banquet following the season.

LCU's title defense was rudely interrupted by the COVID Pandemic in 2019-20. LCU was 28-3 and claimed the Lone Star Conference Championship during their first season in the conference. LCU was chosen to host the NCAA Division II South Central Regionals for a third time, but the COVID shutdown halted the remainder of the season less than 24 hours prior to the first tournament game.

COVID went from being a wall to a hurdle in 2020-21, and one the Lady Chaps would be able to jump over. Through many cancellations and unknowns, LCU claimed a Lone Star Conference title and went to Canyon, Texas, where they claimed a NCAA Division II South Central title and a berth to another NCAA Elite Eight Tournament in Columbus, Ohio. It was there, LCU would claim their third national title, with wins over Daemen, Central Missouri and Drury to complete a 23-0 perfect season. They were the first NCAA Division II program to complete two undefeated seasons.

In 18 seasons at LCU (the 2020-21 season marks his 19th), Gomez enters the 2020-2021 season with a 448-125 collegiate coaching record. The 2021-22 season marks LCU's ninth since leaving the NAIA and LCU is 214-29 in that span (88.1%).

In their final two seasons in the NAIA (2011-2012, 2012-2013), LCU set program single-season win records in each of the seasons. The Lady Chaps went 31-4 in 2013-2014, setting a program single-season wins mark (31). The Lady Chaps won their first ever Sooner Athletic Conference Tournament title en route to their final trip to the NAIA National Championship tournament. In 2011-2012, LCU went 28-6 and made their second ever appearance in the Semifinals of the NAIA National Championship Tournament. They lost out to eventual national champions Oklahoma City to mark the second consecutive season in which they lost out to the team who would claim the title. LCU claimed their second Sooner Athletic Conference crown in program history, as they joined Oklahoma City as conference co-champions with a 21-1 record. They handed OCU their only loss of the season.

LCU went 25-10 in 2010-2011 and marched into the Elite Eight for a third time in program history. The Lady Chaps, who finished third in the Sooner Athletic Conference, lost in the NAIA National Championship to eventual national champion Azusa Pacific.

LCU went 19-12 in the 2009-2010 season, which included a 13-9 finish in the Sooner Athletic Conference, and had their season come to an end in the National Tournament. The highlight of the season was an exhibition victory inside the United Spirit Arena against Texas Tech University.

In 2009-2010, the Lady Chaps finished with a solid 27-7 record and made a trip to the Sweet Sixteen of the National Tournament following a second-place Sooner Athletic Conference season. Gomez chalked up a milestone during the season, becoming the all-time women's basketball wins leader at LCU.

LCU had a memorable 2007-2008 campaign, as the Lady Chaps made another voyage to the NAIA National Tournament. The Lady Chaps completed a 25-10 season, which included a trip to the Elite Eight in the tournament for their second best finish in program history.

In 2006-2007, Gomez led the Lady Chaps to a myriad of firsts in their near thirty year history. Lubbock Christian never left the top-10 in the NAIA National Poll, and set a school mark for wins in a season with 26, eclipsing the school mark of 23 they set the prior season. In addition, LCU made its fourth consecutive trip to the NAIA National Tournament, finishing in the Sweet Sixteen and most impressively, the Lady Chaps captured a share of the Sooner Athletic Conference regular season championship, becoming the first school from outside of the State of Oklahoma to do so in the thirty-one years since the conference was founded.

In 2005-2006, Gomez's Lady Chaps enjoyed what was arguably at the time the best season in school history, as they finished with an overall record of 23-12, and made an unparalleled run at the NAIA National Tournament. Seeded sixth in their eight team bracket in the tournament, Gomez's girls proceeded to oust four of the top six teams in the nation and become the lowest seed ever to reach either the Fab Four or National Championship; appropriately enough, he was named the SAC's Coach of the Year.

In his first season, Gomez's Lady Chaps went 16-14 and finished fifth in the Sooner Athletic Conference. While this might appear to be an average year, big wins for the Lady Chaps and entry into the NAIA National Poll for the first time proved good enough for an at-large bid to the NAIA National Tournament. LCU women's first trip to the big dance. In his second season, the Lady Chaps were able to maintain that level of success. After getting off to the best conference start since joining the Sooner Athletic Conference at 6-2, LCU finished SAC play at 10-8, good enough for another fifth place finish, and for the second season in a row, Coach Gomez guided the Lady Chaps to the NAIA National Tournament.

An LCU graduate, Gomez was a standout perimeter player for Coach John Copeland in the late 1980s, and to this day, he still holds the school record for career free throw percentage at .855. He graduated in 1988 with a Bachelor's of Science Degree in Mathematics and consistently used his degree to teach in the classroom while pursuing coaching on the sidelines. Gomez's career began at Lubbock Monterey High School where he served as an assistant coach in the men's basketball program from 1988 to 1995. In 1996, Gomez accepted the men's basketball head coaching position at Lubbock Cooper High School, where he remained until returning to Lubbock Christian University to take over the reigns of the Lady Chaps in 2003. During his seven seasons at Cooper, the basketball program broke new ground making the playoffs four times, managing the school's first state ranking, and capturing the Pirates only district championship in Gomez's final season. One of the main reasons Coach Gomez is so successful on the court is the support he receives off of it. Steve has been married to his wife Shawna for 31 years, and the couple has two sons: Hayden and Landon.

GOMEZ'S YEAR-BY-YEAR RESULTS

2003-2004	16-14
2004-2005	16-14
2005-2006	23-12
2006-2007	26-7
2007-2008	25-10
2008-2009	27-7
2009-2010	19-12
2010-2011	23-10
2011-2012	28-6
2012-2013	31-4
2013-2014	25-1
2014-2015	21-7
2015-2016	35-0
2016-2017	19-11
2017-2018	31-1
2018-2019	32-5
2019-2020	28-3
2020-2021	23-0
2021-2022	18-4

VIC SELF ASSISTANT COACH



Self is a longtime familiar face to basketball among the South Plains. He spent 25 years coaching basketball at Lubbock's Monterey High School and 20 spent as the head coach of the Plainsmen boys' basketball team. Self is no stranger to LCU. The Portales, New Mexico native lettered in basketball and tennis at Lubbock Christian in 1980-1981, after spending two years at Eastern New Mexico University. His first coaching job was as an assistant coach for John Copeland on the Chaps basketball staff. In two decades at Monterey, Self compiled a 416-237 record, four district titles and 13 playoff appearances. Monterey even made a trip to the regional tournament. He rejoins Gomez, but in a reversal of roles. Gomez served as an assistant for Self from 1988-1996. Self resigned from coaching basketball in 2008, but continued to coach boy's golf at Monterey until retiring in 2011. Self has been on staff for all three of LCU's national titles.

KAYCIE WILSON - ASSISTANT COACH



Kaycie joined the LCU women's basketball coaching staff in the 2014-15 season as a graduate assistant through the 2015-16 season. She has played an integral role in the coaching staff for all three NCAA national championships. She spent her senior season (2013-14) playing in the interior of LCU's first season in the Heartland Conference, which went 20-0 in conference for a regular season first place finish. She spent three seasons (09/10 - 11/12) at NCAA Div. I Missouri-Kansas City, where she combined to average 4.9 points and 3.9 rebounds in 87 games. The forward also combined for 44 steals, 95 assists and 34 blocks for UMKC (21 blocks as a sophomore). Boyles was a multiple recipient on The Summit League Winter/Spring Academic All-League Team and the Commissioner's List of Academic Excellence as a distinguished scholar. She is a Lubbock native and a product of Coronado High School, where she was rated the No.45 best forward in the nation by Collegiate Girls Basketball Report and the No.55 best player in Texas by Premier Basketball Report. The multi-winning All-State recipient was named the Girls Basketball Player of the Year by the Lubbock Avalanche Journal, as well as the 2009 5A-4A All-South Plains Player of the Year after 17.6 points and 7.9 rebounds a game.



LONE STAR CONFERENCE

THIS WEEK'S GAMES

Thursday, February 3, 2022

Texas A&M-Commerce at UAFS
 St. Mary's at Texas A&M International
 St. Edward's at Texas A&M-Kingsville
 West Texas A&M at Cameron
 Midwestern State at Lubbock Christian
 UT Tyler at Oklahoma Christian
 Texas Woman's at Eastern New Mexico
 Angelo State at Western New Mexico

Saturday, February 5, 2022

St. Edward's at Texas A&M International
 St. Mary's at Texas A&M-Kingsville
 UT Tyler at UAFS
 Texas A&M-Commerce at Oklahoma Christian
 Texas Woman's at Lubbock Christian
 UT Permian Basin at Western New Mexico
 Angelo State at West Texas A&M
 Midwestern State at Eastern New Mexico

LSC PLAYERS OF THE WEEK

Date	Offensive	Defensive	
11/15	Maighan Hedge	CU Allie Schulte	LCU
11/22	AllieSchulte	LCU Grace Foster	LCU
11/29	Emily Swierz	TAMU Allie Schulte	LCU
12/6	Rai Brown	TAMU Brielle Woods	TWU
12/13	Madeline Stephens	ASU Juliana Robertson	LCU
12/20	Dyani Robinson	TAMUC Eva Langton	TAMU
1/3	Maighan Hedge	CU Devon Williams	TAMUK
1/10	Ashley Ingram	TWU Karley Motschenbacher	WT
1/17	Dyani Robinson	TAMUC Anastacia Mickens	TAMUK
1/24	Maighan Hedge	CU Kelsey Crouse	UTT
1/31	Ashley Ingram	TWU Kelsey Crouse	UTT

PRESEASON POLL

School	1st	Total Points
1. Lubbock Christian	40	741
2. Texas A&M-Commerce	3	674
3. West Texas A&M		647
4. Cameron		590
5. Midwestern State		560
6. Texas A&M International		490
7. St. Mary's		411
8. Oklahoma Christian		397
9. St. Edward's		384
10. Texas A&M-Kingsville		368
11. Texas Woman's		309
12. UT Permian Basin		249
13. Eastern New Mexico		241
14. UAFS		228
15. Angelo State		194
16. UT Tyler	1	132
17. Western New Mexico		117

2021-22 LONE STAR CONFERENCE STANDINGS (1/19/22)

School	CONF.CPct.	Overall Pct.	Strk	Home	Away	Neutral
Cameron	7-1 0.875	12-6 0.667	W2	6-3	5-3	1-0
Texas Woman's	6-1 0.857	13-5 0.722	W3	7-3	5-1	1-1
Texas A&M-Commerce	6-2 0.750	17-2 0.895	W4	10-1	6-1	1-0
Texas A&M-Kingsville	6-2 0.750	13-6 0.684	L2	9-0	3-5	1-1
West Texas A&M	6-2 0.750	13-9 0.591	W1	8-3	4-4	1-2
Angelo State	5-2 0.714	8-10 0.444	W3	8-2	0-4	0-4
Lubbock Christian	7-3 0.700	18-4 0.818	W2	8-0	7-3	3-1
UT Tyler	6-3 0.667	13-5 0.722	L1	8-3	3-2	2-0
Midwestern State	4-4 0.500	10-8 0.556	L1	6-3	4-5	0-0
Eastern New Mexico	4-5 0.444	8-7 0.533	L1	3-1	3-6	2-0
Texas A&M International	3-4 0.429	12-6 0.667	L2	9-2	2-4	1-0
St. Edward's	4-6 0.400	11-10 0.524	L1	9-3	2-6	0-1
UAFS	2-6 0.250	5-13 0.278	W2	3-6	2-7	0-0
St. Mary's	1-6 0.143	2-16 0.111	L1	2-5	0-8	0-3
Western New Mexico	0-6 0.000	4-10 0.286	L6	4-5	0-5	0-0

OFFENSIVE RANKINGS

Team	G	W-L	PTS	AVG/G
1 Texas A&M-Commerce	19	17-2	1551	81.6
2 Cameron	18	12-6	1429	79.4
3 Texas A&M International	18	12-6	1288	71.6
4 West Texas A&M	22	13-9	1497	68.0
5 UT Tyler	18	13-5	1207	67.1
6 Angelo State	18	8-10	1203	66.8
7 Midwestern State	18	10-8	1194	66.3
8 St. Edward's	21	11-10	1391	66.2
9 Lubbock Christian	22	18-4	1434	65.2
10 Texas Woman's	18	13-5	1151	63.9
11 Oklahoma Christian	15	0-15	953	63.5
12 UAFS	18	5-13	1137	63.2
13 Texas A&M-Kingsville	19	13-6	1175	61.8
14 Eastern New Mexico	15	8-7	903	60.2
15 UT Permian Basin	20	4-16	1190	59.5
16 St. Mary's	18	2-16	1048	58.2
17 Western New Mexico	14	4-10	751	53.6

DEFENSIVE RANKINGS

Team	G	W-L	PTS	AVG/G
1 Lubbock Christian	22	18-4	1128	51.3
2 Texas A&M-Kingsville	19	13-6	1068	56.2
3 Texas Woman's	18	13-5	1050	58.3
4 UT Tyler	18	13-5	1063	59.1
5 Western New Mexico	14	4-10	874	62.4
6 West Texas A&M	22	13-9	1374	62.5
7 St. Edward's	21	11-10	1314	62.6
8 UT Permian Basin	20	4-16	1272	63.6
9 Eastern New Mexico	15	8-7	969	64.6
10 Texas A&M-Commerce	19	17-2	1233	64.9
11 Angelo State	18	8-10	1192	66.2
12 Texas A&M International	18	12-6	1203	66.8
13 Cameron	18	12-6	1242	69.0
14 St. Mary's	18	2-16	1256	69.8
15 UAFS	18	5-13	1307	72.6
16 Midwestern State	18	10-8	1329	73.8
17 Oklahoma Christian	15	0-15	1186	79.1

SCORING LEADERS

	GP	Min	FG	3FG	FT	Points	AVG
1 Hedge, Maighan (Cameron)	18	607	142	54	66	404	22.4
2 Brown, Raiana (Texas A&M Int'l)	18	509	122	0	63	307	17.1
3 Wilson, Hannah (St. Mary's)	18	610	118	0	57	293	16.3
4 Bain, Brooklin (Oklahoma Christian)	15	490	91	9	50	241	16.1
5 Robinson, Dyani (Tex.A&M-Commerce)	19	528	111	23	57	302	15.9
6 Davis, Liah (UT Tyler)	18	530	121	1	29	272	15.1
7 Morgan Lenahan (Midwestern State)	18	575	88	27	63	266	14.8
8 Moyer, Sadie (Texas Woman's)	18	654	84	26	61	255	14.2
9 Elston, Paige (UAFS)	18	571	85	18	67	255	14.2
10 Peterson, Stephanie (Cameron)	18	575	94	19	36	243	13.5

REBOUND LEADERS

	GP	Off	AVG/G	Def	AVG/G	TOT	AVG/G
1 Wilson, Hannah (St. Mary's)	18	79	4.4	136	7.6	215	11.9
2 Bain, Brooklin (Oklahoma Christian)	15	51	3.4	100	6.7	151	10.1
3 Lollie, Mar'Shalia (UAFS)	18	75	4.2	70	3.9	145	8.1
4 Lewis, Alivia (West Texas A&M)	21	50	2.4	119	5.7	169	8.0
5 Motschenbacher, Karley (West TX A&M)	22	87	4.0	86	3.9	173	7.9
6 Johnson, Destiny (Western NM)	12	28	2.3	65	5.4	93	7.8
7 Stephens, Madeline (Angelo State)	18	43	2.4	95	5.3	138	7.7
8 Davis, Liah (UT Tyler)	18	40	2.2	94	5.2	134	7.4
9 McCurdy, Iyanna (Eastern New Mexico)	15	61	4.1	49	3.3	110	7.3
10 Peterson, Stephanie (Cameron)	18	23	1.3	105	5.8	128	7.1

STEALS LEADERS

	GP	No.	AVG/G
1 Schulte, Allie (Lubbock Christian)	22	74	3.4
2 King, Katie (Cameron)	15	50	3.3
3 Peterson, Stephanie (Cameron)	18	51	2.8
4 Roberts, Zamorye (West Texas A&M)	18	41	2.3
5 Hedge, Maighan (Cameron)	18	41	2.3
6 Langton, Eva (Texas A&M International)	15	34	2.3
7 Munoz, Avalon (UT Permian Basin)	20	44	2.2
8 Elston, Paige (UAFS)	18	37	2.1
9 Woods, Brielle (Texas Woman's)	17	33	1.9
10 Morgan, Lenahan (Midwestern State)	18	32	1.8

3FGM LEADERS

	GP	3FGM	AVG/G
1 Hedge, Maighan (Cameron)	18	54	3.0
2 Hevinder, Lovisa (UT Tyler)	18	48	2.7
3 Hardeman, Sydney (St. Mary's)	17	45	2.6
4 Duncan, Ashton (Lubbock Christian)	22	56	2.5
5 Bradley, Kate (Oklahoma Christian)	15	30	2.0
6 Hemmeline, Holly (UT Permian Basin)	17	32	1.9
7 Sheridan, Bostic (Midwestern State)	18	32	1.8
8 King, Katie (Cameron)	15	26	1.7
9 Stice, Natalie (Eastern New Mexico)	15	25	1.7
10 Gutierrez, Montse (UT Tyler)	18	30	1.7

FIELD GOAL LEADERS

	GP	FG	FGA	PCT
1 Davis, Liah (UT Tyler)	18	121	211	.573
2 Brown, Raiana (Texas A&M Int'l)	18	122	214	.570
3 Hedge, Maighan (Cameron)	18	142	282	.504
4 Wilson, Hannah (St. Mary's)	18	118	243	.486
5 Peterson, Stephanie (Cameron)	18	94	202	.465
6 Bain, Brooklin (Oklahoma Christian)	15	91	212	.429

ASSIST LEADERS

	GP	No.	AVG/G
1 Frances King (Midwestern State)	18	84	4.7
2 Brown, Payton (Angelo State)	18	81	4.5
3 Munoz, Avalon (UT Permian Basin)	20	89	4.5
4 Quiroz, Evelyn (Texas A&M International)	17	73	4.3
5 Rivers, Mia (Texas A&M-Kingsville)	19	76	4.0
6 Hedge, Maighan (Cameron)	18	71	3.9
7 Crouse, Kelsey (UT Tyler)	18	71	3.9
8 Bradley, Kate (Oklahoma Christian)	15	58	3.9
9 Peterson, Stephanie (Cameron)	18	67	3.7
10 Schulte, Allie (Lubbock Christian)	22	78	3.5

BLOCKS LEADERS

	GP	No.	AVG/G
1 Dufek, Sammie (St. Edward's)	21	57	2.7
2 Hannah Reynolds (Midwestern State)	17	42	2.5
3 Lewis, Alivia (West Texas A&M)	21	44	2.1
4 Wilson, Hannah (St. Mary's)	18	27	1.5
5 Johnson, Destiny (Western NM)	12	16	1.3
6 Davis, Liah (UT Tyler)	18	23	1.3
7 Williams, Devon (Texas A&M-Kingsville)	19	24	1.3
8 Lee, Olivia (Western New Mexico)	14	16	1.1
9 Tac, Agang (Texas Woman's)	15	16	1.1
10 Foster, Grace (Lubbock Christian)	22	21	1.0

3FG% LEADERS

	GP	3FG	3FGA	PCT
1 Hedge, Maighan (Cameron)	18	54	114	.474
2 Hevinder, Lovisa (UT Tyler)	18	48	102	.471
3 Hardeman, Sydney (St. Mary's)	17	45	130	.346
4 Duncan, Ashton (Lubbock Christian)	22	56	167	.335
5 Bradley, Kate (Oklahoma Christian)	15	30	98	.306

FT% LEADERS

	GP	FT	FTA	PCT
1 Schulte, Allie (Lubbock Christian)	22	56	63	.889
2 Moyer, Sadie (Texas Woman's)	18	61	69	.884
3 Hedge, Maighan (Cameron)	18	66	78	.846
4 Frances King (Midwestern State)	18	76	92	.826
5 Ingram, Ashley (Texas Woman's)	18	74	90	.822
6 Lewis, Alivia (West Texas A&M)	21	67	82	.817
7 Elston, Paige (UAFS)	18	67	82	.817
8 Gerber, Blakely (Angelo State)	18	60	74	.811

Allie Schulte Steals Spotlight On 99th Consecutive Home Win

LCU Posts 17 Steals For a Second Consecutive Home Game, as Home Win Streak Matches UConn's Record

LUBBOCK CHRISTIAN -VS- OKLA. CHRISTIAN




75

Jan. 31 - LUBBOCK, TEXAS

RIP GRIFFIN CENTER

51

Lubbock Christian University owns the NCAA Division II record for consecutive home wins, and Monday inside Rip Griffin Center, the streak was extended to 99, which matches UConn and the NCAA Division I record. Extending the streak was a 75-51 win over Oklahoma Christian, as No.8 LCU produced 17 steals to claim a Lone Star Conference victory.

As LCU was rewriting the NCAA record books, their own record books were being updated due to Allie Schulte scoring 15 points and adding seven steals and a pair of assists. Schulte became the second Lady Chaps member to reach 300 career assists and the fourth Lady Chaps member to surpass 400 career assists. Her seven steals Monday (one shy of her career high) marked the third time this season she has at least seven steals in a contest, and it was the first time she has done it on the homecourt (marked the most steals at home by a Lady Chap since Nicole Hampton had seven against Oklahoma Panhandle State on Nov. 21, 2013).

OC scored the game's first bucket, as Kendall Blackburn converted OC's third shot attempt of the possession, but Blackburn's conversion was the Lady Eagles only field goal of their first 11 attempts. LCU opened the game 4-of-5 from the field and quickly erased the deficit. Ashton Duncan, Audrey Robertson and Schulte each hit three-pointers during a 1:40 span and the trio on long-range shots capped a 13-0 run and provided LCU a 17-4 lead with 2:52 remaining. Duncan hit two three-pointers in the quarter and LCU led 20-10 heading into the second quarter.

LCU made seven three-pointers in the opening half. Three different Lady Chaps dialed in with a three-pointer in the second quarter. LCU countered seven points from OC's Ashanti Day with a an 8-1 advantage in second chance scoring during the frame. OC had half of their second quarter scoring come from the line, which helped as they did not have a field goal in the final 3:31 of the second quarter. LCU, behind nine points in the half by Schulte, led 38-24 at the half.

The Lady Chaps had runs to start and end the third quarter. Duncan opened the second half with a three-pointer to spark a 7-2 scoring run to open the third quarter. LCU closed the frame scoring the final four points of the quarter, with two points scored by Schulte, as she led LCU in the quarter with six points. Each team shot over 50% in the quarter, with OC shooting 58.3% (7/12). OC, who did not have any points off turnovers in the first half, had seven points off turnovers in the third quarter and trailed LCU 56-40 after three quarters.

LCU's 4-0 run to close the third quarter turned into a 7-0 run (LCU opened the fourth quarter with Grace Foster registering a three-point play), which was part of a 16-2 run. A 9-0 portion of the run was capped by a layup from Juliana Robertson to give LCU a 68-42 lead with 4:47 left in the contest. All 16 LCU players on the roster played at least 2:18 of the fourth quarter and no players played more than 5:14. Seven different Lady Chaps contributed into the quarter's scoring, with Robertson leading LCU with four points.

Four Lady Chaps finished in double figures. Along with Schulte's 15 points (she also co-led LCU with seven rebounds), Duncan (12 points), Laynee Burr (11 points) and Robertson (10 points) all finished in double figures. LCU, posting 17 steals, forced OC into 22 turnovers and had a 22-10 scoring advantage in points-off-turnovers. The Lady Chaps were successful from long distance, connecting on 11 three-pointers (sixth game this season with at least 10 three-pointers). They attempted 32 three-pointers, which is a season-high total last completed when they attempted 35 three-pointers at UT Tyler on Jan. 3, 2021. The 32 attempts is their highest total at home since 34 three-point attempts on Feb. 2, 2017.

OC fell to 0-15 (0-7 in conference) despite a double-double from Brooklin Bain. The second-year Lady Eagle (listed as a Freshman) posted 17 points and 10 rebounds for her ninth double-double of the season. Day finished with 11 points for OC.

LCU (18-4 overall and 7-3 in the conference) defeated the Lady Eagles for a 19th consecutive time, which places LCU with 29-30 all-time record against OC (dates back to 1979). The Lady Chaps have won 26 of the last 29 meetings.

TURNING POINT

Credit OC for maintaining pace with LCU in the middle of the game. LCU outscored OC 18-14 in the second quarter and 18-16 in the third quarter. OC was outscored despite having a stretch in the third quarter in which they were 7-of-9 from the field. LCU was able to maintain the lead in the third quarter by not missing consecutive shot attempts during a 16-shot sequence. OC started to fade as LCU followed the sequence by going on a 16-2 run to put the game out of reach.

Okla. Christian 51 • 0-15, 0-7 Lone St																
#	Player	Total	FG	FGA	3-PT	3-PTA	FT	FTA	Rebounds	PF	TP	A	TO	Stk	Min	
21	Kendra Levings	f	1-2	1-2	0-0	0	0	1	1	0	3	1	2	2	32	
45	Kendall Blackburn	c	2-5	0-0	3-4	2	5	7	4	0	1	0	1	0	21	
04	Ashanti Day	g	1-3	1-3	2-3	0	0	3	3	0	11	2	4	0	4	25
05	Kate Bradley	g	2-6	1-3	0-0	0	1	1	1	5	2	2	0	1	30	
12	Brooklin Bain	g	5-13	0-1	7-8	3	7	10	4	17	1	3	0	1	32	
01	Hope Fletcher	g	0-1	0-1	0-0	0	0	0	0	0	0	0	0	0	2	
10	Brooklyn Long	g	0-1	0-0	0-0	0	0	0	0	0	0	1	1	0	8	
11	Macy Smith	g	0-1	0-1	0-0	0	0	0	0	0	0	0	0	0	2	
13	Albanta Hopgood	g	0-0	0-0	0-0	0	0	0	0	0	0	0	0	0	5	
14	Levy Borgstadt	g	1-4	0-2	2-2	1	0	1	3	4	2	0	0	0	20	
23	Natalie Smith	g	0-0	0-0	0-0	0	1	1	0	0	0	1	1	0	6	
31	Emma Epperly	g	2-5	0-0	0-0	0	5	5	1	4	1	7	1	1	13	
32	Peyton Andrews	g	0-0	0-0	0-0	0	0	0	1	0	0	0	0	0	2	
55	Lia Mikiashvili	g	0-0	0-0	0-0	0	0	0	0	0	0	0	0	0	2	
Team									1	1	2					
Totals			17-46	3-13	14-19	7	24	31	14	51	10	22	4	9	200	
1st - FG %		3-16	18.8%	2nd: 3-7	42.9%	3rd: 7-12	58.3%	4th: 4-11	36.4%	Game: 17-46	37.0%	Rebounds				
3FG %		0-6	0.0%	1-1	100.0%	2-3	66.7%	0-3	0.0%	3-13	23.1%	Deadball				
FT %		4-4	100.0%	7-8	87.5%	0-0	0.0%	3-7	42.9%	14-19	73.7%	Rebounds				
Totals																
Lubbock Christian 75 • 18-4, 7-3 Lone St																
#	Player	Total	FG	FGA	3-PT	3-PTA	FT	FTA	Rebounds	PF	TP	A	TO	Stk	Min	
22	Juliana Robertson	f	4-4	0-0	2-4	1	6	7	3	10	4	2	0	1	22	
01	Ashton Duncan	g	4-11	4-10	0-0	0	1	1	1	12	0	1	1	2	24	
05	Laynee Burr	g	5-10	1-5	0-0	2	0	2	3	11	2	1	0	1	24	
14	Channing Cunyus	g	1-5	1-3	1-2	0	2	3	4	1	1	0	0	0	18	
21	Allie Schulte	g	6-10	1-4	2-2	2	5	7	1	15	2	2	1	7	31	
00	Grace Foster	g	2-6	1-4	1-1	2	3	5	1	6	2	1	2	2	20	
02	Mari Maddox	g	0-2	0-2	0-0	0	0	0	1	3	0	1	0	0	2	
03	Audrey Robertson	g	2-4	1-1	0-0	0	0	0	1	5	1	2	0	0	12	
04	Rachel Haase	g	1-1	1-1	0-0	0	0	0	1	3	0	1	0	0	2	
12	Savannah Sumrall	g	0-0	0-0	0-0	0	0	0	0	0	0	0	0	0	3	
15	Shaylee Stovall	g	1-1	1-1	0-0	0	1	1	0	3	0	1	0	2	10	
20	Carli Bostwick	g	0-0	0-0	2-2	0	0	0	0	2	0	0	0	0	5	
23	Brylee Winfrey	g	0-1	0-1	0-0	0	2	2	1	0	2	1	0	0	5	
30	Audrey Spurgin	g	0-0	0-0	0-0	0	1	1	1	0	0	0	0	0	2	
34	Whitney Cox	g	2-3	0-0	0-1	1	1	2	1	4	1	1	1	1	10	
40	Reese Schumann	g	0-0	0-0	0-0	0	2	2	0	0	1	1	0	0	2	
Team									0	1						
Totals			28-59	11-32	8-12	8	25	33	18	75	17	16	6	17	200	
1st - FG %		8-15	53.3%	2nd: 7-20	35.0%	3rd: 7-13	53.8%	4th: 6-11	54.5%	Game: 28-59	47.5%	Rebounds				
3FG %		4-11	36.4%	3-10	30.0%	2-5	40.0%	2-6	33.3%	11-32	34.4%	Deadball				
FT %		0-0	0.0%	1-3	33.3%	2-4	50.0%	5-5	100.0%	8-12	66.7%	Rebounds				
Totals																
Score by periods																
#	Player	1st	2nd	3rd	4th	Total										
Okla. Christian		20	14	16	11	51										
Lubbock Christian		20	18	18	19	75										

Officials: Fred Steubing,Victoria Cortez,Sandy Sundine
Technical fouls: Okla. Christian-None. Lubbock Christian-None.
Attendance: 387
2021-22 Women's Basketball. Round: 0. Lubbock Christian vs Okla. Christian. PI

Officials: Fred Steubing, Victoria Cortez, Sandy Sundine
 Technical fouls: Okla. Christian-None. Lubbock Christian-None.
 Attendance: 387
 2021-22 Women's Basketball. Round: 0. Lubbock Christian vs Okla. Christian. PI



2021-22 STATISTICS

Overall record: 18-4 Conf: 7-3 Home: 8-0 Away: 7-3 Neutral: 3-1

#	Player	gp-gs	min	avg	Total		3-Point		F-Throw		Rebounds				pf	dq	a	to	blk	stl	pts	avg
					fg-fga	fg%	3fg-fga	3fg%	ft-fa	ft%	off	def	tot	avg								
00	Grace Foster	22-0	345	15.7	62-126	.492	16-50	.320	21-29	.724	22	59	81	3.7	31	1	15	29	21	7	161	7.3
01	Ashton Duncan	22-22	633	28.8	79-214	.369	56-167	.335	18-22	.818	5	41	46	2.1	26	0	23	19	3	20	232	10.5
02	Maci Maddox	20-0	190	9.5	9-35	.257	1-8	.125	6-6	1.000	1	4	5	0.3	6	0	9	9	0	10	25	1.3
03	Audrey Robertson	22-0	350	15.9	35-85	.412	7-26	.269	16-24	.667	11	12	23	1.0	28	0	23	19	5	16	93	4.2
04	Rachel Haase	4-0	13	3.3	1-2	.500	1-2	.500	0-0	.000	0	1	1	0.3	2	0	1	1	0	0	3	0.8
05	Laynee Burr	22-22	600	27.3	70-153	.458	17-56	.304	28-34	.824	18	48	66	3.0	51	0	51	23	5	24	185	8.4
12	Savannah Sumrall	11-0	58	5.3	2-9	.222	0-4	.000	4-6	.667	1	2	3	0.3	2	0	2	7	0	2	8	0.7
14	Channing Cunyus	22-22	563	25.6	66-141	.468	29-65	.446	30-38	.789	20	65	85	3.9	39	0	40	27	6	27	191	8.7
15	Shaylee Stovall	18-0	119	6.6	9-17	.529	6-11	.545	4-6	.667	0	10	10	0.6	6	0	4	4	0	6	28	1.6
20	Carli Bostwick	11-0	50	4.5	5-11	.455	1-4	.250	7-9	.778	0	3	3	0.3	3	0	2	3	0	2	18	1.6
21	Allie Schulte	22-22	622	28.3	99-193	.513	25-72	.347	56-63	.889	15	62	77	3.5	29	0	78	32	9	74	279	12.7
22	Juliana Robertson	22-22	569	25.9	58-136	.426	5-21	.238	23-33	.697	31	120	151	6.9	59	3	40	40	16	27	144	6.5
23	Brylee Winfrey	11-0	62	5.6	2-14	.143	1-8	.125	6-7	.857	1	13	14	1.3	7	0	10	10	1	3	11	1.0
30	Audrey Spurgin	11-0	52	4.7	2-12	.167	0-0	.000	8-10	.800	1	10	11	1.0	12	0	0	9	1	2	12	1.1
34	Whitney Cox	21-0	132	6.3	13-32	.406	0-0	.000	7-13	.538	5	19	24	1.1	20	0	9	12	7	3	33	1.6
40	Reese Schumann	9-0	42	4.7	4-9	.444	0-0	.000	3-6	.500	7	8	15	1.7	5	0	0	3	0	0	11	1.2
Team											22	43	65				19					
Total.....		22	4400		516-1189	.434	165-494	.334	237-306	.775	160	520	680	30.9	326	4	307	266	74	223	1434	65.2
Opponents.....		22	4402		414-1120	.370	99-353	.280	201-303	.663	203	519	722	32.8	323	4	223	385	42	117	1128	51.3

TEAM STATISTICS	LCU	OPP
SCORING	1434	1128
Points per game	65.2	51.3
Scoring margin	+13.9	-
FIELD GOALS-ATT	516-1189	414-1120
Field goal pct	.434	.370
3 POINT FG-ATT	165-494	99-353
3-point FG pct	.334	.280
3-pt FG made per game	7.5	4.5
FREE THROWS-ATT	237-306	201-303
Free throw pct	.775	.663
F-Throws made per game	10.8	9.1
REBOUNDS	680	722
Rebounds per game	30.9	32.8
Rebounding margin	-1.9	-
ASSISTS	307	223
Assists per game	14.0	10.1
TURNOVERS	266	385
Turnovers per game	12.1	17.5
Turnover margin	+5.4	-
Assist/turnover ratio	1.2	0.6
STEALS	223	117
Steals per game	10.1	5.3
BLOCKS	74	42
Blocks per game	3.4	1.9
ATTENDANCE	4797	5317
Home games-Avg/Game	8-600	10-473
Neutral site-Avg/Game	-	4-146

Date	Opponent	Score	Att.
! 11/05/21	vs Montevallo	w 69-55	155
! 11/06/21	at Mont. St. Billings	w 67-61	397
! 11/07/21	vs Tampa	w 56-44	130
^ 11/12/21	at Colo. Christian	w 60-46	237
^ 11/13/21	vs Colorado St.-Pueblo	L 56-64	150
11/19/21	LANDER	w 76-72	612
11/20/21	DAEMEN	w 62-37	617
~ 11/25/21	vs Minn.-Crookston	w 62-42	148
~ 11/26/21	at Hawaii Pacific	w 73-52	152
12/07/21	WEST TEX. A&M	w 60-49	891
12/11/21	at Western N.M.	w 67-39	126
12/16/21	CAMERON	w 75-61	789
* 12/31/21	at Tex. A&M-Kingsville	L 42-59	129
* 01/02/22	at Tex. A&M Int'l	w 62-48	120
* 01/06/22	ARK.-FORT SMITH	w 71-34	512
* 01/13/22	at Tex. A&M-Commerce	L 62-66	1776
* 01/15/22	at Texas-Tyler	w 57-37	387
* 01/20/22	ST. EDWARD'S	w 64-44	513
* 01/22/22	ST. MARY'S (TX)	w 72-39	476
* 01/27/22	at Angelo St.	L 63-67	1128
* 01/29/22	at Tex. Permian Basin	w 83-61	282
* 01/31/22	OKLA. CHRISTIAN	w 75-51	387

* = Conference game

! = DII CCA Tip Off Classic at the Trailhead (Billings, Mont.)

^ = RMAC/LSC Tip-Off Challenge (Lakewood, Colo.)

~ = Oahu Thanksgiving Classic (Honolulu, HI)

Score by Periods	1st	2nd	3rd	4th	Totals
Lubbock Christian	375	371	366	322	1434
Opponents	262	258	302	306	1128

LUBBOCK CHRISTIAN UNIVERSITY WOMEN'S BASKETBALL GAME NOTES

LCU RECORD WHEN...

At home	8-0
On the road	7-3
Neutral site.....	3-1
Lone Star Conference	7-3

Monday	1-0
Tuesday.....	1-0
Wednesday	1-0
Thursday	3-2
Friday.....	4-1
Saturday.....	6-1
Sunday	2-0

Against ranked opponents.....	3-1
Top 5 opponents	1-0
Top 10 opponents	1-1

Scoring

70-plus points	7-0
60-69 points	9-2
50-59 points	2-1
49 or less points.....	0-1

Allowing

70-plus points	0-1
60-69 points	4-2
50-59 points	4-1
49 or less points.....	10-0

Shooting

50% or better	3-0
40-49%	12-2
30-39%	3-1
29% or less	0-1

Opponents Shooting

50% or better	0-1
40-49%	3-1
30-39%	12-3
29.9% or less	2-0

Percentages From The Field

Out-shooting the opponent	17-1
Opponents out-shoot LCU	1-3
Tied	0-0

Rebounding

Out-rebound an opponent.....	9-0
Opponent out-rebounds LCU	9-4
Tied	0-0

Turnovers

Commit 15 or less turnovers	15-4
Commit more than 15 turnovers.....	3-0
Force 15 or less turnovers.....	5-3
Force more than 15	13-1

Misc.

When Leading after the 1st Quarter.....	15-2
When Tied after the 1st Quarter.....	0-1
When Trailing after the 1st Quarter.....	3-1

When Leading at halftime	17-2
When Tied at halftime	0-0
When Trailing at halftime	1-2

When Leading after the 3rd Quarter	17-1
When Tied after the 3rd Quarter	0-0
When Trailing after the 3rd Quarter	1-3
Overtime	0-0

Lubbock Christian Team Game-by-Game Comparison (as of Feb 02, 2022)

All games

Opponent	1st	2nd	Score	Mar	Total FG	FG Pct	3-Pointers	3FG Pct	Free Throws	FT Pct	Rebounds	Assist	T/Over	Block	Steal	Fouls
Montevallo	36/26	33/29	69-55	+14	25-59/18-56	.424/.321	13-29/5-22	.448/.227	6-6/14-24	.1000/.583	35/41 (6)	19/8	13/16	5/2	11/6	18/13
Mont. St. Billings	36/31	31/30	67-61	+6	22-46/23-51	.478/.451	7-19/7-19	.368/.368	16-21/8-8	.762/1000	25/29 (4)	10/18	13/18	1/0	9/4	12/20
Tampa	24/21	32/23	56-44	+12	20-44/17-43	.455/.395	8-23/5-11	.348/.455	8-11/5-6	.727/.833	26/24 +2	13/12	14/17	2/1	6/3	14/15
Colo. Christian	27/22	33/24	60-46	+14	18-56/18-52	.321/.346	6-23/4-16	.261/.250	18-21/6-13	.857/.462	35/29 +6	9/7	9/15	3/2	9/2	15/17
Colorado St.-Pueblo	28/31	28/33	56-64	(8)	18-51/23-62	.353/.371	6-21/8-25	.286/.320	14-16/10-13	.875/.769	23/41 (18)	8/10	14/13	3/3	9/10	13/14
LANDER	33/37	43/35	76-72	+4	21-45/26-64	.467/.406	4-16/6-20	.250/.300	30-31/14-21	.968/.667	28/40 (12)	10/13	16/17	5/2	4/10	17/24
DAEMEN	27/14	35/23	62-37	+25	19-54/14-49	.352/.286	5-18/1-13	.278/.077	19-22/8-16	.864/.500	36/38 (2)	12/10	8/17	1/2	8/1	21/19
Minn.-Crookston	33/16	29/26	62-42	+20	25-63/14-43	.397/.326	4-25/0-12	.160/.000	8-12/14-22	.667/.636	43/29 +14	17/5	8/15	5/4	7/0	25/12
Hawaii Pacific	41/22	32/30	73-52	+21	27-49/18-57	.551/.316	11-22/6-28	.500/.214	8-12/10-14	.667/.714	34/32 +2	18/9	12/10	0/1	8/3	13/14
WEST TEX. A&M	33/25	27/24	60-49	+11	23-53/18-51	.434/.353	8-19/3-15	.421/.200	6-8/10-15	.750/.667	32/35 (3)	10/8	9/14	2/1	6/7	12/11
Western N.M.	42/15	25/24	67-39	+28	26-58/16-46	.448/.348	8-18/3-14	.444/.214	7-10/4-6	.700/.667	23/29 (6)	12/8	8/23	2/0	15/4	12/12
CAMERON	39/25	36/36	75-61	+14	27-57/24-61	.474/.393	7-20/7-21	.350/.333	14-19/6-6	.737/1000	38/31 +7	19/10	12/17	1/2	9/6	8/16
Tex. A&M-Kingsville	23/31	19/28	42-59	(17)	15-51/22-41	.294/.537	4-28/7-15	.143/.467	8-14/8-13	.571/.615	23/37 (14)	6/13	13/20	3/2	15/8	12/13
Tex. A&M Int'l	33/21	29/27	62-48	+14	22-55/16-45	.400/.356	8-30/5-12	.267/.417	10-14/11-20	.714/.550	26/31 (5)	17/12	15/26	4/1	21/9	18/11
ARK.-FORT SMITH	38/6	33/28	71-34	+37	25-46/14-42	.543/.333	9-18/2-9	.500/.222	12-15/4-8	.800/.500	29/20 +9	14/5	19/25	2/0	11/8	8/12
Tex. A&M-Commerce	36/28	26/38	62-66	(4)	24-55/22-63	.436/.349	6-25/3-12	.240/.250	8-14/19-26	.571/.731	28/47 (19)	9/11	11/14	9/5	9/7	20/15
Texas-Tyler	32/18	25/19	57-37	+20	20-48/14-50	.417/.280	12-24/5-18	.500/.278	5-6/4-5	.833/.800	39/25 +14	17/7	14/9	4/0	3/6	9/13
ST. EDWARD'S	33/21	31/23	64-44	+20	24-49/20-51	.490/.392	5-12/2-17	.417/.118	11-14/2-2	.786/1000	26/32 (6)	15/10	13/20	6/4	13/2	13/15
ST. MARY'S (TX)	42/22	30/17	72-39	+33	29-70/13-42	.414/.310	12-31/6-11	.387/.545	2-5/7-9	.400/.778	38/35 +3	23/8	15/34	7/2	17/7	12/13
Angelo St.	32/31	31/36	63-67	(4)	26-64/26-55	.406/.473	1-14/2-10	.071/.200	10-11/13-23	.909/.565	34/38 (4)	12/15	7/7	1/4	7/4	19/14
Tex. Permian Basin	40/33	43/28	83-61	+22	32-57/21-50	.561/.420	10-27/9-20	.370/.450	9-12/10-14	.750/.714	26/28 (2)	20/14	7/16	2/0	9/1	17/16
OKLA. CHRISTIAN	38/24	37/27	75-51	+24	28-59/17-46	.475/.370	11-32/3-13	.344/.231	8-12/14-19	.667/.737	33/31 +2	17/10	16/22	6/4	17/9	18/14

Note: Game totals are displayed in the format TEAM/OPPONENT for each category

LUBBOCK CHRISTIAN UNIVERSITY WOMEN'S BASKETBALL GAME NOTES

Lubbock Christian Points-Rebounds-Assists (as of Feb 02, 2022)

All games

Opponent	Date	Score		00 FOSTER, GRA	01 DUNCAN, ASH	02 MADDOX, MAC	03 ROBERTSON,	04 HAASE, RACH	05 BURR, LAYNE	12 SUMRALL, SA
vs Montevallo	11/05/21	69-55	w	7-9-1	12-4-1	0-0-0	2-0-0	DNP	10-3-6	0-0-0
at Mont. St. Billings	11/06/21	67-61	w	0-1-0	22-5-2	DNP	5-0-0	DNP	5-2-3	DNP
vs Tampa	11/07/21	56-44	w	10-2-0	10-2-2	0-0-1	1-1-1	DNP	18-3-2	DNP
at Colo. Christian	11/12/21	60-46	w	8-2-0	10-2-1	0-1-0	3-3-0	DNP	19-3-3	0-2-0
vs Colorado St.-Pueblo	11/13/21	56-64	L	4-5-0	20-4-0	0-0-0	5-0-0	DNP	2-2-0	DNP
LANDER	11/19/21	76-72	w	7-8-0	7-1-1	4-0-0	12-1-0	DNP	10-4-5	DNP
DAEMEN	11/20/21	62-37	w	8-5-2	10-3-1	2-0-0	0-2-0	DNP	7-2-1	0-0-2
vs Minn.-Crookston	11/25/21	62-42	w	8-3-1	5-3-0	2-0-0	6-4-0	DNP	6-4-1	0-0-0
at Hawaii Pacific	11/26/21	73-52	w	2-1-0	18-1-2	0-0-0	2-0-0	DNP	8-4-4	2-0-0
WEST TEX. A&M	12/07/21	60-49	w	5-0-0	20-1-0	4-1-3	0-0-0	DNP	6-3-2	DNP
at Western N.M.	12/11/21	67-39	w	11-1-2	7-4-0	2-2-2	9-2-0	DNP	8-2-2	0-1-0
CAMERON	12/16/21	75-61	w	20-4-2	9-4-0	2-0-0	7-1-4	DNP	4-5-5	DNP
at Tex. A&M-Kingsville	12/31/21	42-59	L	4-0-1	3-6-1	0-0-0	5-0-1	DNP	9-5-3	DNP
at Tex. A&M Int'l	01/02/22	62-48	w	2-2-0	16-1-3	0-0-0	5-2-2	DNP	3-4-1	DNP
ARK.-FORT SMITH	01/06/22	71-34	w	14-4-1	0-0-1	2-1-0	2-0-1	DNP	10-3-0	2-0-0
at Tex. A&M-Commerce	01/13/22	62-66	L	20-11-0	0-1-0	DNP	0-0-1	DNP	12-2-2	DNP
at Texas-Tyler	01/15/22	57-37	w	2-2-2	20-0-3	3-0-1	0-1-2	DNP	3-0-2	DNP
ST. EDWARD'S	01/20/22	64-44	w	7-5-0	3-0-1	0-0-0	4-0-0	0-0-0	10-1-3	4-0-0
ST. MARY'S (TX)	01/22/22	72-39	w	8-5-0	24-2-0	4-0-0	1-0-5	0-0-0	5-6-2	0-0-0
at Angelo St.	01/27/22	63-67	L	5-6-1	4-0-1	0-0-0	8-2-2	DNP	8-3-0	DNP
at Tex. Permian Basin	01/29/22	83-61	w	3-0-0	0-1-3	0-0-0	11-4-3	0-1-1	11-3-2	0-0-0
OKLA. CHRISTIAN	01/31/22	75-51	w	6-5-2	12-1-0	0-0-2	5-0-1	3-0-0	11-2-2	0-0-0

Opponent	Date	Score		14 CUNYUS, CHA	15 STOVALL, SH	20 BOSTWICK, C	21 SCHULTE, AL	22 ROBERTSON,	23 WINFREY, BR	30 SPURGIN, AU
vs Montevallo	11/05/21	69-55	w	8-2-2	0-0-0	0-1-0	19-5-5	9-6-3	0-0-0	2-0-0
at Mont. St. Billings	11/06/21	67-61	w	12-1-2	DNP	DNP	16-7-3	7-5-0	DNP	DNP
vs Tampa	11/07/21	56-44	w	2-5-2	0-0-0	DNP	10-4-4	5-7-1	DNP	0-0-0
at Colo. Christian	11/12/21	60-46	w	10-8-2	3-2-0	0-0-0	4-3-3	0-8-0	0-0-0	0-0-0
vs Colorado St.-Pueblo	11/13/21	56-64	L	11-1-0	0-0-0	DNP	12-6-8	2-5-0	DNP	DNP
LANDER	11/19/21	76-72	w	11-4-2	DNP	DNP	12-3-2	11-3-0	DNP	DNP
DAEMEN	11/20/21	62-37	w	5-5-2	0-1-1	2-0-0	17-2-2	2-7-1	5-0-0	0-1-0
vs Minn.-Crookston	11/25/21	62-42	w	10-7-4	0-2-2	0-0-0	12-4-4	8-6-3	2-1-1	0-3-0
at Hawaii Pacific	11/26/21	73-52	w	9-4-1	1-1-0	0-0-0	22-4-6	5-13-4	0-2-1	0-0-0
WEST TEX. A&M	12/07/21	60-49	w	5-4-2	DNP	DNP	9-3-2	11-15-1	DNP	DNP
at Western N.M.	12/11/21	67-39	w	6-1-1	6-0-0	0-0-0	6-1-0	5-0-1	0-1-2	1-0-0
CAMERON	12/16/21	75-61	w	13-6-2	0-0-0	DNP	4-5-5	14-8-1	DNP	DNP
at Tex. A&M-Kingsville	12/31/21	42-59	L	6-2-0	0-1-0	DNP	7-1-0	8-8-0	DNP	DNP
at Tex. A&M Int'l	01/02/22	62-48	w	9-7-5	0-1-0	DNP	23-3-5	2-4-1	DNP	DNP
ARK.-FORT SMITH	01/06/22	71-34	w	3-1-1	5-0-1	3-1-1	12-1-3	5-4-3	4-1-1	7-3-0
at Tex. A&M-Commerce	01/13/22	62-66	L	7-1-3	0-0-0	DNP	12-3-0	11-6-3	DNP	DNP
at Texas-Tyler	01/15/22	57-37	w	13-9-0	DNP	DNP	5-2-4	9-18-2	DNP	DNP
ST. EDWARD'S	01/20/22	64-44	w	11-2-3	2-1-0	6-0-0	11-2-3	6-8-4	0-2-0	0-0-0
ST. MARY'S (TX)	01/22/22	72-39	w	2-0-1	6-0-0	3-1-1	11-5-8	0-4-2	0-4-3	2-3-0
at Angelo St.	01/27/22	63-67	L	10-10-2	2-0-0	DNP	21-3-3	5-4-3	DNP	DNP
at Tex. Permian Basin	01/29/22	83-61	w	24-3-2	0-0-0	2-0-0	19-3-6	9-5-3	0-1-0	DNP
OKLA. CHRISTIAN	01/31/22	75-51	w	4-2-1	3-1-0	2-0-0	15-7-2	10-7-4	0-2-2	0-1-0

LCU - INDIVIDUAL GAME HIGHS

Points	24	Channing Cunyus at Tex. Permian Basin (01/29/22)
	24	Ashton Duncan vs St. Mary's (TX) (01/22/22)
	23	Allie Schulte at Tex. A&M Int'l (01/02/22)
	22	Allie Schulte at Hawaii Pacific (11/26/21)
	22	Ashton Duncan at Mont. St. Billings (11/06/21)
Field Goals Made	10	Allie Schulte at Angelo St. (01/27/22)
	9	Allie Schulte at Hawaii Pacific (11/26/21)
Field Goal Att.	18	Ashton Duncan at Tex. A&M Int'l (01/02/22)
	15	Ashton Duncan vs West Tex. A&M (12/07/21)
FG Pct (min 5 made)	.833 (5-6)	Channing Cunyus at Texas-Tyler (01/15/22)
	.833 (5-6)	Allie Schulte vs Ark.-Fort Smith (01/06/22)
3-Point FG Made	8	Ashton Duncan vs St. Mary's (TX) (01/22/22)
	6	Channing Cunyus at Tex. Permian Basin (01/29/22)
	6	Ashton Duncan at Texas-Tyler (01/15/22)
	6	Ashton Duncan at Hawaii Pacific (11/26/21)
3-Point FG Att.	16	Ashton Duncan at Tex. A&M Int'l (01/02/22)
	13	Ashton Duncan vs St. Mary's (TX) (01/22/22)
3-Pt FG Pct (min 2 made)	1.000 (2-2)	Channing Cunyus at Texas-Tyler (01/15/22)
	1.000 (2-2)	Grace Foster at Western N.M. (12/11/21)
	1.000 (2-2)	Channing Cunyus at Western N.M. (12/11/21)
	1.000 (2-2)	Channing Cunyus vs Montevallo (11/05/21)
Free Throws Made	10	Allie Schulte vs Lander (11/19/21)
	8	Allie Schulte vs Colorado St.-Pueblo (11/13/21)
Free Throw Att.	10	Allie Schulte vs Lander (11/19/21)
	8	Allie Schulte at Tex. A&M Int'l (01/02/22)
	8	Channing Cunyus vs Cameron (12/16/21)
	8	Allie Schulte vs Colorado St.-Pueblo (11/13/21)
FT Pct (min 3 made)	1.000 (10-10)	Allie Schulte vs Lander (11/19/21)
	1.000 (8-8)	Allie Schulte vs Colorado St.-Pueblo (11/13/21)
	1.000 (6-6)	Allie Schulte vs Daemen (11/20/21)
	1.000 (6-6)	Channing Cunyus at Colo. Christian (11/12/21)
	1.000 (6-6)	Allie Schulte at Mont. St. Billings (11/06/21)
	1.000 (4-4)	Carl Bostwick vs St. Edward's (01/20/22)
	1.000 (4-4)	Whitney Cox at Western N.M. (12/11/21)
	1.000 (4-4)	Channing Cunyus vs Lander (11/19/21)
	1.000 (4-4)	Laynee Burr vs Lander (11/19/21)
	1.000 (4-4)	Laynee Burr vs Tampa (11/07/21)
	1.000 (4-4)	Juliana Robertson vs Montevallo (11/05/21)
	1.000 (3-3)	Channing Cunyus at Angelo St. (01/27/22)
	1.000 (3-3)	Laynee Burr at Tex. A&M-Commerce (01/13/22)
	1.000 (3-3)	Grace Foster vs Cameron (12/16/21)
	1.000 (3-3)	Laynee Burr at Colo. Christian (11/12/21)
Rebounds	18	Juliana Robertson at Texas-Tyler (01/15/22)
	15	Juliana Robertson vs West Tex. A&M (12/07/21)
Assists	8	Allie Schulte vs St. Mary's (TX) (01/22/22)
	8	Allie Schulte vs Colorado St.-Pueblo (11/13/21)
Steals	8	Allie Schulte at Tex. A&M Int'l (01/02/22)
	7	Allie Schulte vs Okla. Christian (01/31/22)
	7	Allie Schulte at Tex. A&M-Kingsville (12/31/21)
Blocked Shots	6	Grace Foster at Tex. A&M-Commerce (01/13/22)
	4	Juliana Robertson vs St. Edward's (01/20/22)
Turnovers	5	Allie Schulte at Mont. St. Billings (11/06/21)
	4	Brylee Winfrey vs Ark.-Fort Smith (01/06/22)

OPPONENT - INDIVIDUAL GAME HIGHS

Points	27	Zamiya Passmore vs Lander (11/19/21)
	18	Dyani Robinson at Tex. A&M-Commerce (01/13/22)
	18	Alisha Davis vs Colorado St.-Pueblo (11/13/21)
	17	Brooklin Bain vs Okla. Christian (01/31/22)
	16	Jayde Tschritter at Tex. A&M-Kingsville (12/31/21)
	16	Avery Cargill at Hawaii Pacific (11/26/21)
Field Goals Made	10	Zamiya Passmore vs Lander (11/19/21)
	7	Dyani Robinson at Tex. A&M-Commerce (01/13/22)
	7	Alisha Davis vs Colorado St.-Pueblo (11/13/21)
	7	Taryn Shelley at Mont. St. Billings (11/06/21)
Field Goal Att.	19	Dyani Robinson at Tex. A&M-Commerce (01/13/22)
	19	Zamiya Passmore vs Lander (11/19/21)
FG Pct (min 5 made)	1.000 (5-5)	Kortney Nelson at Mont. St. Billings (11/06/21)
	.833 (5-6)	Agnes Paul at Colo. Christian (11/12/21)
3-Point FG Made	4	Holly Hemmeline at Tex. Permian Basin (01/29/22)
	4	Lovisa Hevinder at Texas-Tyler (01/15/22)
	4	Jayde Tschritter at Tex. A&M-Kingsville (12/31/21)
	4	Avery Cargill at Hawaii Pacific (11/26/21)
	4	Tomia Johnson vs Colorado St.-Pueblo (11/13/21)
3-Point FG Att.	9	Holly Hemmeline at Tex. Permian Basin (01/29/22)
	9	Tomia Johnson vs Colorado St.-Pueblo (11/13/21)
3-Pt FG Pct (min 2 made)	1.000 (2-2)	Eleanore Marciszewski vs Tampa (11/07/21)
	.750 (3-4)	Whitney Outon vs Cameron (12/16/21)
Free Throws Made	7	Brooklin Bain vs Okla. Christian (01/31/22)
	7	DesiRay Kernal at Tex. A&M-Commerce (01/13/22)
	7	Shyan Flack vs Montevallo (11/05/21)
Free Throw Att.	13	Raiana Brown at Tex. A&M Int'l (01/02/22)
	10	DesiRay Kernal at Tex. A&M-Commerce (01/13/22)
	10	Shyan Flack vs Montevallo (11/05/21)
FT Pct (min 3 made)	1.000 (4-4)	Dorian Norris at Tex. A&M-Commerce (01/13/22)
	1.000 (4-4)	Allison Ross at Hawaii Pacific (11/26/21)
	1.000 (3-3)	Avalon Munoz at Tex. Permian Basin (01/29/22)
	1.000 (3-3)	Emily Swiercz at Tex. A&M Int'l (01/02/22)
Rebounds	13	Shyan Flack vs Montevallo (11/05/21)
	12	Alisha Davis vs Colorado St.-Pueblo (11/13/21)
Assists	7	Sawyer Lloyd at Angelo St. (01/27/22)
	7	Zamiya Passmore vs Lander (11/19/21)
Steals	5	Karley Motschenbach vs West Tex. A&M (12/07/21)
	4	Ashanti Day vs Okla. Christian (01/31/22)
	4	Makaila Cange vs Lander (11/19/21)
	4	Michaela Edwards vs Montevallo (11/05/21)
Blocked Shots	2	Kendra Levings vs Okla. Christian (01/31/22)
	2	Sammie Dufek vs St. Edward's (01/20/22)
	2	DesiRay Kernal at Tex. A&M-Commerce (01/13/22)
	2	Dorian Norris at Tex. A&M-Commerce (01/13/22)
	2	Abi Fraaza vs Minn.-Crookston (11/25/21)
	2	Abigail Leach vs Minn.-Crookston (11/25/21)
	2	Miriam Recarte vs Lander (11/19/21)
Turnovers	11	Mya Culver vs St. Mary's (TX) (01/22/22)
	7	Emma Epperly vs Okla. Christian (01/31/22)
	7	Raiana Brown at Tex. A&M Int'l (01/02/22)
	7	Emily Swiercz at Tex. A&M Int'l (01/02/22)
Fouls	5	Michaela Kucera vs St. Mary's (TX) (01/22/22)

DOUBLE-DOUBLES

Channing Cunyus	10 pts, 10 reb; at Angelo St., 01/27/22
Grace Foster	20 pts, 11 reb; at Tex. A&M-Commerce, 01/13/22
Juliana Robertson	11 pts, 15 reb; WEST TEX. A&M, 12/07/21

GAME BY GAME SPECIALTY STATS

Opponent	T/O	2ndCh	Paint	FastB	Bench	Ties	Leads	WL	Score	Leads overcome
Montevallo	17	9	24	0	11	0	0	W	69-55	
Mont. St. Billings	16	6	24	8	5	0	3	W	67-61	trailed by 12 2nd-09:46
Tampa	28	2	22	2	11	0	3	W	56-44	trailed by 3 2nd-07:27
Colo. Christian	14	12	18	4	17	1	2	W	60-46	trailed by 2 1st-02:44
Colorado St.-Pueblo	10	0	20	0	9	1	3	L	56-64	lost 5 3rd-04:12
Lander	20	8	26	15	25	3	7	W	76-72	trailed by 13 2nd-04:52
Daemen	15	10	22	2	21	0	0	W	62-37	
Minn.-Crookston	18	19	36	6	21	0	0	W	62-42	
Hawaii Pacific	11	9	30	4	11	0	1	W	73-52	trailed by 2 1st-09:15
West Tex. A&M	22	5	24	4	9	3	3	W	60-49	trailed by 5 1st-03:06
Western N.M.	33	9	26	2	35	0	1	W	67-39	trailed by 1 1st-07:15
Cameron	24	4	34	1	31	0	1	W	75-61	trailed by 9 1st-06:32
Tex. A&M-Kingsville	15	8	20	9	9	2	0	L	42-59	
Tex. A&M Int'l	20	7	24	3	9	0	0	W	62-48	
Ark.-Fort Smith	27	4	28	10	41	0	0	W	71-34	
Tex. A&M-Commerce	8	2	32	8	20	1	0	L	62-66	lost 11 2nd-04:28
Texas-Tyler	7	5	8	2	7	0	3	W	57-37	trailed by 2 1st-07:19
St. Edward's	19	8	36	7	23	0	0	W	64-44	
St. Mary's (TX)	31	4	34	14	30	1	1	W	72-39	trailed by 2 1st-09:33
Angelo St.	5	2	44	2	15	2	4	L	63-67	lost 10 1st-03:04
Tex. Permian Basin	21	16	32	11	20	0	2	W	83-61	trailed by 2 1st-09:56
Okla. Christian	22	13	32	2	23	1	1	W	75-51	trailed by 2 1st-09:28
Totals	403	162	596	116	403	15	35			
Average/Game	18.3	7.4	27.1	5.3	18.3	0.7	1.6			
Opponent	231	163	502	112	310	24	30			
Average/Game	10.5	7.4	22.8	5.1	14.1	1.1	1.4			

LCU - TEAM GAME HIGHS

POINTS	83	at Tex. Permian Basin (01/29/22)
	76	LANDER (11/19/21)
	75	OKLA. CHRISTIAN (01/31/22)
	75	CAMERON (12/16/21)
	73	at Hawaii Pacific (11/26/21)
FIELD GOALS MADE	32	at Tex. Permian Basin (01/29/22)
	29	ST. MARY'S (TX) (01/22/22)
FIELD GOAL ATTEMPTS	70	ST. MARY'S (TX) (01/22/22)
	64	at Angelo St. (01/27/22)
FIELD GOAL PERCENTAGE	.561 (32-57)	at Tex. Permian Basin (01/29/22)
	.551 (27-49)	at Hawaii Pacific (11/26/21)
3 PT FIELD GOALS MADE	13	vs Montevallo (11/05/21)
	12	ST. MARY'S (TX) (01/22/22)
	12	at Texas-Tyler (01/15/22)
3 PT FG ATTEMPTS	32	OKLA. CHRISTIAN (01/31/22)
	31	ST. MARY'S (TX) (01/22/22)
3 PT FG PERCENTAGE	.500 (12-24)	at Texas-Tyler (01/15/22)
	.500 (11-22)	at Hawaii Pacific (11/26/21)
	.500 (9-18)	ARK.-FORT SMITH (01/06/22)
FREE THROWS MADE	30	LANDER (11/19/21)
	19	DAEMEN (11/20/21)
FREE THROW ATTEMPTS	31	LANDER (11/19/21)
	22	DAEMEN (11/20/21)
FREE THROW PERCENTAGE	1.000 (6-6)	vs Montevallo (11/05/21)
	.968 (30-31)	LANDER (11/19/21)
REBOUNDS	43	vs Minn.-Crookston (11/25/21)
	39	at Texas-Tyler (01/15/22)
ASSISTS	23	ST. MARY'S (TX) (01/22/22)
	20	at Tex. Permian Basin (01/29/22)
STEALS	21	at Tex. A&M Int'l (01/02/22)
	17	OKLA. CHRISTIAN (01/31/22)
	17	ST. MARY'S (TX) (01/22/22)
BLOCKED SHOTS	9	at Tex. A&M-Commerce (01/13/22)
	7	ST. MARY'S (TX) (01/22/22)
TURNOVERS	19	ARK.-FORT SMITH (01/06/22)
	16	OKLA. CHRISTIAN (01/31/22)
	16	LANDER (11/19/21)
FOULS	25	vs Minn.-Crookston (11/25/21)
	21	DAEMEN (11/20/21)

LCU OPPONENT - TEAM GAME HIGHS

POINTS	72	LANDER (11/19/21)
	67	at Angelo St. (01/27/22)
	66	at Tex. A&M-Commerce (01/13/22)
	64	vs Colorado St.-Pueblo (11/13/21)
	61	at Tex. Permian Basin (01/29/22)
	61	CAMERON (12/16/21)
	61	at Mont. St. Billings (11/06/21)
FIELD GOALS MADE	26	at Angelo St. (01/27/22)
	26	LANDER (11/19/21)
FIELD GOAL ATTEMPTS	64	LANDER (11/19/21)
	63	at Tex. A&M-Commerce (01/13/22)
FIELD GOAL PERCENTAGE	.537 (22-41)	at Tex. A&M-Kingsville (12/31/21)
	.473 (26-55)	at Angelo St. (01/27/22)
3 PT FIELD GOALS MADE	9	at Tex. Permian Basin (01/29/22)
	8	vs Colorado St.-Pueblo (11/13/21)
3 PT FG ATTEMPTS	28	at Hawaii Pacific (11/26/21)
	25	vs Colorado St.-Pueblo (11/13/21)
3 PT FG PERCENTAGE	.545 (6-11)	ST. MARY'S (TX) (01/22/22)
	.467 (7-15)	at Tex. A&M-Kingsville (12/31/21)
FREE THROWS MADE	19	at Tex. A&M-Commerce (01/13/22)
	14	OKLA. CHRISTIAN (01/31/22)
	14	vs Minn.-Crookston (11/25/21)
	14	LANDER (11/19/21)
	14	vs Montevallo (11/05/21)
FREE THROW ATTEMPTS	26	at Tex. A&M-Commerce (01/13/22)
	24	vs Montevallo (11/05/21)
FREE THROW PERCENTAGE	1.000 (8-8)	at Mont. St. Billings (11/06/21)
	1.000 (6-6)	CAMERON (12/16/21)
	1.000 (2-2)	ST. EDWARD'S (01/20/22)
REBOUNDS	47	at Tex. A&M-Commerce (01/13/22)
	41	vs Colorado St.-Pueblo (11/13/21)
	41	vs Montevallo (11/05/21)
ASSISTS	18	at Mont. St. Billings (11/06/21)
	15	at Angelo St. (01/27/22)
STEALS	10	LANDER (11/19/21)
	10	vs Colorado St.-Pueblo (11/13/21)
BLOCKED SHOTS	5	at Tex. A&M-Commerce (01/13/22)
	4	OKLA. CHRISTIAN (01/31/22)
	4	at Angelo St. (01/27/22)
	4	ST. EDWARD'S (01/20/22)
	4	vs Minn.-Crookston (11/25/21)
TURNOVERS	34	ST. MARY'S (TX) (01/22/22)
	26	at Tex. A&M Int'l (01/02/22)
FOULS	24	LANDER (11/19/21)
	20	at Mont. St. Billings (11/06/21)

LCU - TEAM GAME LOWS

POINTS	42	at Tex. A&M-Kingsville (12/31/21)
	56	vs Tampa (11/07/21)
	56	vs Colorado St.-Pueblo (11/13/21)
	57	at Texas-Tyler (01/15/22)
	60	at Colo. Christian (11/12/21)
	60	WEST TEX. A&M (12/07/21)
FIELD GOALS MADE	15	at Tex. A&M-Kingsville (12/31/21)
	18	at Colo. Christian (11/12/21)
	18	vs Colorado St.-Pueblo (11/13/21)
FIELD GOAL ATTEMPTS	44	vs Tampa (11/07/21)
	45	LANDER (11/19/21)
FIELD GOAL PERCENTAGE	.294 (15-51)	at Tex. A&M-Kingsville (12/31/21)
	.321 (18-56)	at Colo. Christian (11/12/21)
3 PT FIELD GOALS MADE	1	at Angelo St. (01/27/22)
	4	LANDER (11/19/21)
	4	vs Minn.-Crookston (11/25/21)
	4	at Tex. A&M-Kingsville (12/31/21)
3 PT FG ATTEMPTS	12	ST. EDWARD'S (01/20/22)
	14	at Angelo St. (01/27/22)
3 PT FG PERCENTAGE	.071 (1-14)	at Angelo St. (01/27/22)
	.143 (4-28)	at Tex. A&M-Kingsville (12/31/21)
FREE THROWS MADE	2	ST. MARY'S (TX) (01/22/22)
	5	at Texas-Tyler (01/15/22)
FREE THROW ATTEMPTS	5	ST. MARY'S (TX) (01/22/22)
	6	vs Montevallo (11/05/21)
	6	at Texas-Tyler (01/15/22)
FREE THROW PERCENTAGE	.400 (2-5)	ST. MARY'S (TX) (01/22/22)
	.571 (8-14)	at Tex. A&M-Kingsville (12/31/21)
	.571 (8-14)	at Tex. A&M-Commerce (01/13/22)
REBOUNDS	23	vs Colorado St.-Pueblo (11/13/21)
	23	at Western N.M. (12/11/21)
	23	at Tex. A&M-Kingsville (12/31/21)
ASSISTS	6	at Tex. A&M-Kingsville (12/31/21)
	8	vs Colorado St.-Pueblo (11/13/21)
STEALS	3	at Texas-Tyler (01/15/22)
	4	LANDER (11/19/21)
BLOCKED SHOTS	0	at Hawaii Pacific (11/26/21)
	1	at Mont. St. Billings (11/06/21)
	1	DAEMEN (11/20/21)
	1	CAMERON (12/16/21)
	1	at Angelo St. (01/27/22)
TURNOVERS	7	at Angelo St. (01/27/22)
	7	at Tex. Permian Basin (01/29/22)
FOULS	8	CAMERON (12/16/21)
	8	ARK.-FORT SMITH (01/06/22)

LCU OPPONENT - TEAM GAME LOWS

POINTS	34	ARK.-FORT SMITH (01/06/22)
	37	DAEMEN (11/20/21)
	37	at Texas-Tyler (01/15/22)
	39	at Western N.M. (12/11/21)
	39	ST. MARY'S (TX) (01/22/22)
FIELD GOALS MADE	13	ST. MARY'S (TX) (01/22/22)
	14	DAEMEN (11/20/21)
	14	vs Minn.-Crookston (11/25/21)
	14	ARK.-FORT SMITH (01/06/22)
	14	at Texas-Tyler (01/15/22)
FIELD GOAL ATTEMPTS	41	at Tex. A&M-Kingsville (12/31/21)
	42	ARK.-FORT SMITH (01/06/22)
	42	ST. MARY'S (TX) (01/22/22)
FIELD GOAL PERCENTAGE	.280 (14-50)	at Texas-Tyler (01/15/22)
	.286 (14-49)	DAEMEN (11/20/21)
3 PT FIELD GOALS MADE	0	vs Minn.-Crookston (11/25/21)
	1	DAEMEN (11/20/21)
3 PT FG ATTEMPTS	9	ARK.-FORT SMITH (01/06/22)
	10	at Angelo St. (01/27/22)
3 PT FG PERCENTAGE	.000 (0-12)	vs Minn.-Crookston (11/25/21)
	.077 (1-13)	DAEMEN (11/20/21)
FREE THROWS MADE	2	ST. EDWARD'S (01/20/22)
	4	at Western N.M. (12/11/21)
	4	ARK.-FORT SMITH (01/06/22)
	4	at Texas-Tyler (01/15/22)
FREE THROW ATTEMPTS	2	ST. EDWARD'S (01/20/22)
	5	at Texas-Tyler (01/15/22)
FREE THROW PERCENTAGE	.462 (6-13)	at Colo. Christian (11/12/21)
	.500 (4-8)	ARK.-FORT SMITH (01/06/22)
	.500 (8-16)	DAEMEN (11/20/21)
REBOUNDS	20	ARK.-FORT SMITH (01/06/22)
	24	vs Tampa (11/07/21)
ASSISTS	5	vs Minn.-Crookston (11/25/21)
	5	ARK.-FORT SMITH (01/06/22)
STEALS	0	vs Minn.-Crookston (11/25/21)
	1	DAEMEN (11/20/21)
	1	at Tex. Permian Basin (01/29/22)
BLOCKED SHOTS	0	at Mont. St. Billings (11/06/21)
	0	at Western N.M. (12/11/21)
	0	ARK.-FORT SMITH (01/06/22)
	0	at Texas-Tyler (01/15/22)
	0	at Tex. Permian Basin (01/29/22)
TURNOVERS	7	at Angelo St. (01/27/22)
	9	at Texas-Tyler (01/15/22)
FOULS	11	WEST TEX. A&M (12/07/21)
	11	at Tex. A&M Int'l (01/02/22)

CONFERENCE STATISTICS

#	Player	gp-gs	min	avg	fg-fga	fg%	3fg-fga	3fg%	ft-fa	ft%	off	def	tot	avg	pf	dq	a	to	blk	stl	pts	avg
00	Grace Foster	10-0	166	16.6	27-61	.443	8-27	.296	9-15	.600	13	27	40	4.0	17	1	7	13	14	4	71	7.1
01	Ashton Duncan	10-10	278	27.8	27-97	.278	23-85	.271	5-6	.833	0	12	12	1.2	12	0	13	9	2	12	82	8.2
02	Maci Maddox	9-0	75	8.3	4-14	.286	1-6	.167	0-0	.000	1	0	1	0.1	2	0	3	6	0	4	9	1.0
03	Audrey Robertson	10-0	153	15.3	16-32	.500	3-10	.300	6-11	.545	4	5	9	0.9	17	0	18	13	3	9	41	4.1
04	Rachel Haase	4-0	13	3.3	1-2	.500	1-2	.500	0-0	.000	0	1	1	0.3	2	0	1	1	0	0	3	0.8
05	Layne Burr	10-10	258	25.8	32-69	.464	8-28	.286	10-13	.769	10	19	29	2.9	21	0	17	8	2	9	82	8.2
12	Savannah Sumrall	5-0	29	5.8	1-5	.200	0-4	.000	4-6	.667	0	0	0	0.0	0	0	0	3	0	0	6	1.2
14	Channing Cunyus	10-10	247	24.7	32-68	.471	15-30	.500	10-13	.769	11	26	37	3.7	22	0	18	15	3	10	89	8.9
15	Shaylee Stovall	9-0	67	7.4	7-11	.636	4-6	.667	0-0	.000	0	4	4	0.4	2	0	1	3	0	6	18	2.0
20	Carli Bostwick	5-0	27	5.4	4-6	.667	1-2	.500	7-7	1.000	0	2	2	0.4	1	0	2	1	0	0	16	3.2
21	Allie Schulte	10-10	282	28.2	53-97	.546	12-35	.343	18-23	.783	9	21	30	3.0	12	0	34	15	6	45	136	13.6
22	Juliana Robertson	10-10	261	26.1	28-59	.475	2-5	.400	7-12	.583	14	54	68	6.8	24	1	25	12	10	19	65	6.5
23	Brylee Winfrey	5-0	31	6.2	1-3	.333	0-1	.000	2-2	1.000	1	9	10	2.0	1	0	6	6	0	2	4	0.8
30	Audrey Spurgin	4-0	25	6.3	2-6	.333	0-0	.000	5-6	.833	1	6	7	1.8	4	0	0	5	0	0	9	2.3
34	Whitney Cox	10-0	67	6.7	8-19	.421	0-0	.000	0-1	.000	4	11	15	1.5	7	0	5	7	4	2	16	1.6
40	Reese Schumann	4-0	21	5.3	2-5	.400	0-0	.000	0-2	.000	3	2	5	1.3	2	0	0	3	0	0	4	1.0
Team											13	19	32				10					
Total.....		10	2000		245-554	.442	78-241	.324	83-117	.709	84	218	302	30.2	146	2	150	130	44	122	651	65.1
Opponents.....		10	2000		185-485	.381	44-137	.321	92-139	.662	90	234	324	32.4	136	1	105	193	22	61	506	50.6

HOME STATISTICS

#	Player	gp-gs	min	avg	fg-fga	fg%	3fg-fga	3fg%	ft-fa	ft%	off	def	tot	avg	pf	dq	a	to	blk	stl	pts	avg
00	Grace Foster	8-0	131	16.4	29-53	.547	7-20	.350	10-11	.909	12	24	36	4.5	8	0	7	10	7	3	75	9.4
01	Ashton Duncan	8-8	212	26.5	29-76	.382	22-55	.400	5-6	.833	1	11	12	1.5	10	0	4	9	2	11	85	10.6
02	Maci Maddox	8-0	91	11.4	6-18	.333	0-5	.000	6-6	1.000	1	1	2	0.3	4	0	5	6	0	4	18	2.3
03	Audrey Robertson	8-0	124	15.5	11-28	.393	3-7	.429	6-8	.750	2	2	4	0.5	12	0	11	8	2	5	31	3.9
04	Rachel Haase	3-0	11	3.7	1-2	.500	1-2	.500	0-0	.000	0	0	0	0.0	2	0	0	1	0	0	3	1.0
05	Layne Burr	8-8	199	24.9	24-53	.453	8-24	.333	7-7	1.000	8	18	26	3.3	15	0	20	9	1	7	63	7.9
12	Savannah Sumrall	5-0	30	6.0	1-6	.167	0-4	.000	4-6	.667	0	0	0	0.0	0	0	2	3	0	1	6	1.2
14	Channing Cunyus	8-8	185	23.1	17-39	.436	6-16	.375	14-19	.737	3	21	24	3.0	12	0	14	9	2	8	54	6.8
15	Shaylee Stovall	6-0	51	8.5	6-9	.667	4-5	.800	0-0	.000	0	3	3	0.5	2	0	2	3	0	4	16	2.7
20	Carli Bostwick	5-0	28	5.6	4-5	.800	1-1	1.000	7-7	1.000	0	2	2	0.4	1	0	2	2	0	1	16	3.2
21	Allie Schulte	8-8	211	26.4	32-56	.571	6-16	.375	21-21	1.000	7	21	28	3.5	7	0	27	10	3	24	91	11.4
22	Juliana Robertson	8-8	176	22.0	23-48	.479	2-7	.286	11-17	.647	14	42	56	7.0	17	1	16	14	8	13	59	7.4
23	Brylee Winfrey	5-0	32	6.4	2-9	.222	1-4	.250	4-5	.800	0	9	9	1.8	3	0	6	6	0	2	9	1.8
30	Audrey Spurgin	5-0	29	5.8	2-6	.333	0-0	.000	5-6	.833	1	7	8	1.6	5	0	0	6	0	0	9	1.8
34	Whitney Cox	8-0	65	8.1	7-20	.350	0-0	.000	2-5	.400	5	9	14	1.8	8	0	4	5	5	2	16	2.0
40	Reese Schumann	5-0	25	5.0	2-5	.400	0-0	.000	0-2	.000	3	2	5	1.0	3	0	0	3	0	0	4	0.8
Team											10	21	31				4					
Total.....		8	1600		196-433	.453	61-166	.367	102-126	.810	67	193	260	32.5	109	1	120	108	30	85	555	69.4
Opponents.....		8	1602		146-406	.360	30-119	.252	65-96	.677	81	181	262	32.8	124	2	74	166	17	50	387	48.4

AWAY STATISTICS

#	Player	gp-gs	min	avg	fg-fga	fg%	3fg-fga	3fg%	ft-fa	ft%	off	def	tot	avg	pf	dq	a	to	blk	stl	pts	avg
00	Grace Foster	10-0	150	15.0	20-50	.400	6-21	.286	11-17	.647	6	20	26	2.6	16	1	6	13	10	2	57	5.7
01	Ashton Duncan	10-10	304	30.4	33-99	.333	23-81	.284	11-14	.786	2	19	21	2.1	12	0	16	6	1	7	100	10.0
02	Maci Maddox	8-0	66	8.3	2-14	.143	1-3	.333	0-0	.000	0	3	3	0.4	1	0	3	3	0	4	5	0.6
03	Audrey Robertson	10-0	165	16.5	19-37	.514	4-13	.308	6-10	.600	6	8	14	1.4	13	0	11	9	3	8	48	4.8
04	Rachel Haase	1-0	2	2.0	0-0	.000	0-0	.000	0-0	.000	0	1	1	1.0	0	0	1	0	0	0	0	0.0
05	Layne Burr	10-10	282	28.2	33-69	.478	5-21	.238	15-21	.714	7	21	28	2.8	23	0	22	8	2	11	86	8.6
12	Savannah Sumrall	4-0	19	4.8	1-2	.500	0-0	.000	0-0	.000	1	2	3	0.8	2	0	0	3	0	1	2	0.5
14	Channing Cunyus	10-10	280	28.0	37-79	.468	17-36	.472	15-17	.882	14	32	46	4.6	18	0	18	13	1	14	106	10.6
15	Shaylee Stovall	8-0	49	6.1	3-6	.500	2-4	.500	4-6	.667	0	5	5	0.6	2	0	0	1	0	2	12	1.5
20	Carli Bostwick	4-0	15	3.8	1-3	.333	0-0	.000	0-2	.000	0	0	0	0.0	1	0	0	1	0	1	2	0.5
21	Allie Schulte	10-10	298	29.8	49-101	.485	14-42	.333	23-28	.821	6	24	30	3.0	15	0	30	16	5	42	135	13.5
22	Juliana Robertson	10-10	279	27.9	27-61	.443	1-5	.200	6-10	.600	14	57	71	7.1	31	2	17	18	6	11	61	6.1
23	Brylee Winfrey	4-0	20	5.0	0-2	.000	0-2	.000	0-0	.000	1	3	4	1.0	3	0	3	1	0	1	0	0.0
30	Audrey Spurgin	3-0	10	3.3	0-5	.000	0-0	.000	1-2	.500	0	0	0	0.0	3	0	0	1	0	0	1	0.3
34	Whitney Cox	10-0	50	5.0	6-9	.667	0-0	.000	5-6	.833	0	9	9	0.9	7	0	3	5	1	1	17	1.7
40	Reese Schumann	3-0	11	3.7	1-2	.500	0-0	.000	2-2	1.000	2	3	5	1.7	0	0	0	0	0	0	4	1.3
Team											10	17	27				11					
Total.....		10	2000		232-539	.430	73-230	.317	99-135	.733	69	224	293	29.3	147	3	130	109	29	105	636	63.6
Opponents.....		10	2000		196-510	.384	51-164	.311	93-142	.655	89	236	325	32.5	145	2	114	158	15	48	536	53.6

NEUTRAL SITE STATISTICS

#	Player	Total					3-Point		F-Throw		Rebounds											
		gp-gs	min	avg	fg%	3fg-fga	3fg%	ft-fa	ft%	off	def	tot	avg	pf	dq	a	to	blk	stl	pts	avg	
00	Grace Foster	4-0	64	16.0	13-23	.565	3-9	.333	0-1	.000	4	15	19	4.8	7	0	2	6	4	2	29	7.3
01	Ashton Duncan	4-4	117	29.3	17-39	.436	11-31	.355	2-2	1.000	2	11	13	3.3	4	0	3	4	0	2	47	11.8
02	Maci Maddox	4-0	33	8.3	1-3	.333	0-0	.000	0-0	.000	0	0	0	0.0	1	0	1	0	0	2	2	0.5
03	Audrey Robertson	4-0	61	15.3	5-20	.250	0-6	.000	4-6	.667	3	2	5	1.3	3	0	1	2	0	3	14	3.5
05	Layne Burr	4-4	119	29.8	13-31	.419	4-11	.364	6-6	1.000	3	9	12	3.0	13	0	9	6	2	6	36	9.0
12	Savannah Sumrall	2-0	9	4.5	0-1	.000	0-0	.000	0-0	.000	0	0	0	0.0	0	0	0	1	0	0	0	0.0
14	Channing Cunyus	4-4	98	24.5	12-23	.522	6-13	.462	1-2	.500	3	12	15	3.8	9	0	8	5	3	5	31	7.8
15	Shaylee Stovall	4-0	19	4.8	0-2	.000	0-2	.000	0-0	.000	0	2	2	0.5	2	0	2	0	0	0	0	0.0
20	Carli Bostwick	2-0	7	3.5	0-3	.000	0-1	.000	0-0	.000	0	1	1	0.5	1	0	0	0	0	0	0	0.0
21	Allie Schulte	4-4	113	28.3	18-36	.500	5-14	.357	12-14	.857	2	17	19	4.8	7	0	21	6	1	8	53	13.3
22	Juliana Robertson	4-4	114	28.5	8-27	.296	2-9	.222	6-6	1.000	3	21	24	6.0	11	0	7	8	2	3	24	6.0
23	Brylee Winfrey	2-0	10	5.0	0-3	.000	0-2	.000	2-2	1.000	0	1	1	0.5	1	0	1	3	1	0	2	1.0
30	Audrey Spurgin	3-0	13	4.3	0-1	.000	0-0	.000	2-2	1.000	0	3	3	1.0	4	0	0	2	1	2	2	0.7
34	Whitney Cox	3-0	17	5.7	0-3	.000	0-0	.000	0-2	.000	0	1	1	0.3	5	0	2	2	1	0	0	0.0
40	Reese Schumann	1-0	6	6.0	1-2	.500	0-0	.000	1-2	.500	2	3	5	5.0	2	0	0	0	0	0	3	3.0
	Team										2	5	7				4					
Total.....		4	800		88-217	.406	31-98	.316	36-45	.800	24	103	127	31.8	70	0	57	49	15	33	243	60.8
Opponents.....		4	800		72-204	.353	18-70	.257	43-65	.662	33	102	135	33.8	54	0	35	61	10	19	205	51.2

LUBBOCK CHRISTIAN UNIVERSITY WOMEN'S BASKETBALL GAME NOTES

Lubbock Christian Overall/Conference Statistics (as of Feb 02, 2022)

All games

SUMMARY	Overall Statistics										Conference Statistics									
	gp-gs	min/g	fg%	3fg%	ft%	r/g	a/g	stl	blk	pts/g	gp-gs	min/g	fg%	3fg%	ft%	r/g	a/g	stl	blk	pts/g
Grace Foster	22-0	15.7	.492	.320	.724	3.7	0.7	7	21	7.3	10-0	16.6	.443	.296	.600	4.0	0.7	4	14	7.1
Ashton Duncan	22-22	28.8	.369	.335	.818	2.1	1.0	20	3	10.5	10-10	27.8	.278	.271	.833	1.2	1.3	12	2	8.2
Maci Maddox	20-0	9.5	.257	.125	1.000	0.3	0.5	10	0	1.3	9-0	8.3	.286	.167	.000	0.1	0.3	4	0	1.0
Audrey Robertson	22-0	15.9	.412	.269	.667	1.0	1.0	16	5	4.2	10-0	15.3	.500	.300	.545	0.9	1.8	9	3	4.1
Rachel Haase	4-0	3.3	.500	.500	.000	0.3	0.3	0	0	0.8	4-0	3.3	.500	.500	.000	0.3	0.3	0	0	0.8
Laynee Burr	22-22	27.3	.458	.304	.824	3.0	2.3	24	5	8.4	10-10	25.8	.464	.286	.769	2.9	1.7	9	2	8.2
Savannah Sumrall	11-0	5.3	.222	.000	.667	0.3	0.2	2	0	0.7	5-0	5.8	.200	.000	.667	0.0	0.0	0	0	1.2
Channing Cunyus	22-22	25.6	.468	.446	.789	3.9	1.8	27	6	8.7	10-10	24.7	.471	.500	.769	3.7	1.8	10	3	8.9
Shaylee Stovall	18-0	6.6	.529	.545	.667	0.6	0.2	6	0	1.6	9-0	7.4	.636	.667	.000	0.4	0.1	6	0	2.0
Carli Bostwick	11-0	4.5	.455	.250	.778	0.3	0.2	2	0	1.6	5-0	5.4	.667	.500	1.000	0.4	0.4	0	0	3.2
Allie Schulte	22-22	28.3	.513	.347	.889	3.5	3.5	74	9	12.7	10-10	28.2	.546	.343	.783	3.0	3.4	45	6	13.6
Juliana Robertson	22-22	25.9	.426	.238	.697	6.9	1.8	27	16	6.5	10-10	26.1	.475	.400	.583	6.8	2.5	19	10	6.5
Brylee Winfrey	11-0	5.6	.143	.125	.857	1.3	0.9	3	1	1.0	5-0	6.2	.333	.000	1.000	2.0	1.2	2	0	0.8
Audrey Spurgin	11-0	4.7	.167	.000	.800	1.0	0.0	2	1	1.1	4-0	6.3	.333	.000	.833	1.8	0.0	0	0	2.3
Whitney Cox	21-0	6.3	.406	.000	.538	1.1	0.4	3	7	1.6	10-0	6.7	.421	.000	.000	1.5	0.5	2	4	1.6
Reese Schumann	9-0	4.7	.444	.000	.500	1.7	0.0	0	0	1.2	4-0	5.3	.400	.000	.000	1.3	0.0	0	0	1.0
Totals	22		.434	.334	.775	30.9	14.0	223	74	65.2	10		.442	.324	.709	30.2	15.0	122	44	65.1
Opponent	22		.370	.280	.663	32.8	10.1	117	42	51.3	10		.381	.321	.662	32.4	10.5	61	22	50.6

SCORING	Overall Statistics										Conference Statistics									
	fg-fga	fg%	3fg-fga	3fg%	ft-fa	ft%	pts	pts/g	fg-fga	fg%	3fg-fga	3fg%	ft-fa	ft%	pts	pts/g	fg-fga	fg%	3fg-fga	3fg%
Grace Foster	62-126	.492	16-50	.320	21-29	.724	161	7.3	27-61	.443	8-27	.296	9-15	.600	71	7.1	27-61	.443	8-27	.296
Ashton Duncan	79-214	.369	56-167	.335	18-22	.818	232	10.5	27-97	.278	23-85	.271	5-6	.833	82	8.2	27-97	.278	23-85	.271
Maci Maddox	9-35	.257	1-8	.125	6-6	1.000	25	1.3	4-14	.286	1-6	.167	0-0	.000	9	1.0	4-14	.286	1-6	.167
Audrey Robertson	35-85	.412	7-26	.269	16-24	.667	93	4.2	16-32	.500	3-10	.300	6-11	.545	41	4.1	16-32	.500	3-10	.300
Rachel Haase	1-2	.500	1-2	.500	0-0	.000	3	0.8	1-2	.500	1-2	.500	0-0	.000	3	0.8	1-2	.500	1-2	.500
Laynee Burr	70-153	.458	17-56	.304	28-34	.824	185	8.4	32-69	.464	8-28	.286	10-13	.769	82	8.2	32-69	.464	8-28	.286
Savannah Sumrall	2-9	.222	0-4	.000	4-6	.667	8	0.7	1-5	.200	0-4	.000	4-6	.667	6	1.2	1-5	.200	0-4	.000
Channing Cunyus	66-141	.468	29-65	.446	30-38	.789	191	8.7	32-68	.471	15-30	.500	10-13	.769	89	8.9	32-68	.471	15-30	.500
Shaylee Stovall	9-17	.529	6-11	.545	4-6	.667	28	1.6	7-11	.636	4-6	.667	0-0	.000	18	2.0	7-11	.636	4-6	.667
Carli Bostwick	5-11	.455	1-4	.250	7-9	.778	18	1.6	4-6	.667	1-2	.500	7-7	1.000	16	3.2	4-6	.667	1-2	.500
Allie Schulte	99-193	.513	25-72	.347	56-63	.889	279	12.7	53-97	.546	12-35	.343	18-23	.783	136	13.6	53-97	.546	12-35	.343
Juliana Robertson	58-136	.426	5-21	.238	23-33	.697	144	6.5	28-69	.475	2-5	.400	7-12	.583	65	6.5	28-69	.475	2-5	.400
Brylee Winfrey	2-14	.143	1-8	.125	6-7	.857	11	1.0	1-3	.333	0-1	.000	2-2	1.000	4	0.8	1-3	.333	0-1	.000
Audrey Spurgin	2-12	.167	0-0	.000	8-10	.800	12	1.1	2-6	.333	0-0	.000	5-6	.833	9	2.3	2-6	.333	0-0	.000
Whitney Cox	13-32	.406	0-0	.000	7-13	.538	33	1.6	8-19	.421	0-0	.000	0-1	.000	16	1.6	8-19	.421	0-0	.000
Reese Schumann	4-9	.444	0-0	.000	3-6	.500	11	1.2	2-5	.400	0-0	.000	0-2	.000	4	1.0	2-5	.400	0-0	.000
Totals	516-1189	.434	165-494	.334	237-306	.775	1434	65.2	245-554	.442	78-241	.324	83-117	.709	651	65.1	245-554	.442	78-241	.324
Opponent	414-1120	.370	99-353	.280	201-303	.663	1128	51.3	185-485	.381	44-137	.321	92-139	.662	506	50.6	185-485	.381	44-137	.321

TOTALS	Overall Statistics										Conference Statistics									
	o-reb	d-reb	total	pf	fo	a	to	a/to	hi	pts	o-reb	d-reb	total	pf	fo	a	to	a/to	hi	pts
Grace Foster	22	59	81	31	1	15	29	0.5	20	13	27	40	17	1	7	13	0.5	20	13	27
Ashton Duncan	5	41	46	26	0	23	19	1.2	24	0	12	12	12	0	19	9	1.4	24	0	12
Maci Maddox	1	4	5	6	0	9	9	1.0	4	1	0	1	2	0	3	6	0.5	4	1	2
Audrey Robertson	11	12	23	28	0	23	19	1.2	12	4	5	9	17	0	18	13	1.4	11	4	17
Rachel Haase	0	1	1	2	0	1	1	1.0	3	0	1	1	2	0	1	1	1.0	3	0	2
Laynee Burr	18	48	66	51	0	51	23	2.2	19	10	19	29	21	0	17	8	2.1	12	10	21
Savannah Sumrall	1	2	3	2	0	2	7	0.3	4	0	0	0	0	0	0	3	0.0	4	0	0
Channing Cunyus	20	65	85	39	0	40	27	1.5	24	11	26	37	22	0	18	15	1.2	24	11	26
Shaylee Stovall	0	10	10	6	0	4	4	1.0	6	0	4	4	2	0	1	3	0.3	6	0	4
Carli Bostwick	0	3	3	3	0	2	3	0.7	6	0	2	2	1	0	2	1	2.0	6	0	2
Allie Schulte	15	62	77	29	0	78	32	2.4	23	9	21	30	12	0	34	15	2.3	23	9	21
Juliana Robertson	31	120	151	59	3	40	40	1.0	14	14	54	68	24	1	25	12	2.1	11	4	14
Brylee Winfrey	1	13	14	7	0	10	10	1.0	5	1	9	10	1	0	6	6	1.0	4	1	5
Audrey Spurgin	1	10	11	12	0	0	9	0.0	7	1	6	7	4	0	0	5	0.0	7	1	6
Whitney Cox	5	19	24	20	0	9	12	0.8	4	4	11	15	7	0	5	7	0.7	4	1	5
Reese Schumann	7	8	15	5	0	0	3	0.0	4	3	2	5	2	0	0	3	0.0	4	1	5
Totals	160	520	680	326	4	307	266	1.2	83	84	218	302	146	2	150	130	1.2	83	84	218
Opponent	203	519	722	323	4	223	385	0.6	72	90	234	324	136	1	105	193	0.5	67	90	234

Lubbock Christian Season/Career Statistics (as of Feb 02, 2022)

All games

SEASON STATISTICS													CAREER STATISTICS												
SUMMARY	Overall Statistics										Conference Statistics														
	gp-gs	min/g	fg%	3fg%	ft%	r/g	a/g	stl	blk	pts/g	gp-gs	min/g	fg%	3fg%	ft%	r/g	a/g	stl	blk	pts/g					
Grace Foster	22-0	15.7	.492	.320	.724	3.7	0.7	7	21	7.3	22-0	15.7	.492	.320	.724	3.7	0.7	7	21	7.3					
Ashton Duncan	22-22	28.8	.369	.335	.818	2.1	1.0	20	3	10.5	125-72	20.0	.406	.381	.747	1.8	1.0	84	18	7.6					
Maci Maddox	20-0	9.5	.257	.125	1.000	0.3	0.5	10	0	1.3	35-0	8.3	.267	.250	1.000	0.4	0.5	23	0	1.6					
Audrey Robertson	22-0	15.9	.412	.269	.667	1.0	1.0	16	5	4.2	42-0	12.5	.398	.250	.697	1.1	0.8	25	3	4.0					
Rachel Haase	4-0	3.3	.500	.500	.000	0.3	0.3	0	0	0.8	4-0	3.3	.500	.500	.000	0.3	0.3	0	0	0.8					
Laynee Burr	22-22	27.3	.458	.304	.824	3.0	2.3	24	5	8.4	101-22	16.2	.459	.304	.799	1.7	1.1	78	8	5.1					
Savannah Sumrall	11-0	5.3	.222	.000	.667	0.3	0.2	2	0	0.7	44-0	6.5	.433	.375	.778	0.6	0.2	6	2	1.8					
Channing Cunyus	22-22	25.6	.468	.446	.789	3.9	1.8	27	6	8.7	96-22	15.3	.485	.429	.793	2.4	1.2	70	30	5.5					
Shaylee Stovall	18-0	6.6	.529	.465	.667	0.6	0.2	6	1	0.6	34-0	6.0	.466	.429	.800	0.4	0.4	7	0	1.6					
Carli Bostwick	11-0	4.5	.455	.250	.778	0.3	0.2	2	0	1.6	11-0	4.5	.455	.250	.778	0.3	0.2	2	0	1.6					
Allie Schulte	22-22	28.3	.513	.347	.889	3.5	3.5	74	9	12.7	145-112	24.7	.528	.451	.823	3.2	2.8	303	39	10.3					
Juliana Robertson	22-22	25.6	.426	.238	.697	6.9	1.8	27	16	16.5	130-63	17.9	.471	.239	.717	4.5	1.5	96	71	47.7					
Brylee Winfrey	11-0	5.6	.143	.125	.857	1.3	0.9	3	1	1.0	42-0	5.1	.238	1.0	.857	0.9	0.5	12	2	1.1					
Audrey Spurgin	11-0	4.7	.167	.000	.800	1.0	0.0	2	1	1.1	11-0	4.7	.167	.000	.800	1.0	0.0	2	1	1.1					
Whitney Cox	21-0	6.3	.406	.000	.538	1.1	0.4	3	7	1.6	54-0	7.4	.327	.000	.500	1.6	0.3	12	29	1.6					
Reese Schumann	9-0	4.7	.444	.000	.500	1.7	0.0	0	0	1.2	9-0	4.7	.444	.000	.500	1.7	0.0	0	0	1.2					
SCORING																									
	fg-pa	fg%	3fg-pa	3fg%	ft-pa	ft%	r/a	pts	reb	pts/g		fg-pa	fg%	3fg-pa	3fg%	ft-pa	ft%	r/a	pts	reb	pts/g				
Grace Foster	62-126	.492	16-50	.320	21-29	.724	161	7.3		62-126	.492	16-50	.320	21-29	.724	161	7.3								
Ashton Duncan	79-214	.369	56-167	.335	18-22	.818	232	10.5		327-805	.406	242-635	.381	56-75	.747	747	952	7.6							
Maci Maddox	9-35	.257	1-8	.125	6-6	1.000	25	1.3		22-60	.367	4-16	.250	9-9	1.000	57	1.6								
Audrey Robertson	35-85	.412	7-26	.269	16-24	.667	93	4.2		47-118	.398	10-40	.250	23-33	.697	127	3.0								
Rachel Haase	1-2	.500	1-2	.500	0-0	.000	3	0.8		1-2	.500	1-2	.500	0-0	.000	3	0.8								
Laynee Burr	70-153	.458	17-56	.304	28-34	.824	185	8.4		183-399	.459	38-125	.304	115-144	.799	519	5.5								
Savannah Sumrall	2-9	.222	0-4	.000	4-6	.667	8	0.7		2-60	.433	15-40	.375	14-18	.778	81	1.8								
Channing Cunyus	66-141	.468	29-65	.446	40-38	.778	191	8.7		173-357	.485	66-154	.429	73-92	.793	485	5.1								
Shaylee Stovall	9-17	.529	6-11	.545	4-6	.667	28	1.6		13-32	.406	9-21	.429	8-10	.800	43	1.3								
Carli Bostwick	5-11	.455	1-4	.250	3-9	.778	18	1.6		5-11	.455	1-4	.250	7-9	.778	18	1.6								
Allie Schulte	99-136	.513	25-72	.347	56-63	.889	279	12.7		523-1078	.528	170-377	.451	255-310	.800	1,041	14.6								
Juliana Robertson	58-193	.426	5-21	.238	23-33	.697	144	6.5		225-478	.471	16-67	.239	142-198	.717	698	4.7								
Brylee Winfrey	2-14	.143	1-8	.125	6-7	.857	11	1.0		15-63	.238	3-30	1.0	12-14	.857	45	1.1								
Audrey Spurgin	2-12	.167	0-0	.000	8-10	.800	12	1.1		2-12	.167	0-0	.000	8-10	.800	12	1.1								
Whitney Cox	13-32	.406	0-0	.000	7-13	.538	33	1.6		35-107	.327	0-6	.000	17-34	.500	87	1.6								
Reese Schumann	4-9	.444	0-0	.000	3-3	.500	11	1.2		4-9	.444	0-0	.000	3-6	.500	11	1.2								
TOTALS																									
	o-reb	d-reb	t-reb	pf	fo	ast	to	a/to		o-reb	d-reb	t-reb	pf	fo	ast	to	a/to								
Grace Foster	22	59	81	31	1	15	29	0.5		22	59	81	31	1	15	29	0.5								
Ashton Duncan	5	41	46	26	0	23	19	1.2		38	161	219	121	0	151	82	1.6								
Maci Maddox	1	4	5	1	5	9	9	1.0		4	10	14	17	16	11	16	1.1								
Audrey Robertson	11	12	23	28	0	23	19	1.2		28	19	47	42	0	34	31	1.1								
Rachel Haase	0	1	1	2	0	1	1	1.0		0	1	1	2	0	1	1	1.0								
Laynee Burr	18	48	66	51	0	51	23	2.2		52	120	172	145	1	111	89	1.2								
Savannah Sumrall	1	2	3	2	0	2	7	0.3		4	23	27	14	0	10	25	0.4								
Channing Cunyus	20	65	85	39	0	40	27	1.5		48	180	228	121	0	111	86	1.3								
Shaylee Stovall	0	10	10	6	0	4	4	1.0		1	14	15	11	0	15	8	1.9								
Carli Bostwick	0	3	3	3	0	2	3	0.7	0	0	3	3	3	0	2	3	0.7								
Allie Schulte	15	62	77	29	0	78	32	2.4		107	357	464	189	2	401	225	1.8								
Juliana Robertson	31	120	151	59	3	40	40	1.0		164	425	589	238	5	195	173	1.1								
Brylee Winfrey	1	13	14	7	10	10	10	1.0		7	31	38	20	20	20	27	1.0								
Audrey Spurgin	1	10	11	12	0	0	9	0.0		1	10	11	12	0	0	9	0.0								
Whitney Cox	5	19	24	20	0	9	12	0.8		14	75	89	51	0	18	23	0.8								
Reese Schumann	7	8	15	5	0	0	3	0.0		7	8	15	5	0	0	3	0.0								

CAREER STATISTICS

BOSTWICK, Carli

				Field Goals		3-Point		F-Throws		Rebounds										Scoring	
SEASON	TEAM	GP-GS	MIN/AVG	FG-FGA	FG%	3FG-3FGA	3FG%	FT-FTA	FT%	OFF	DEF	TOT	AVG	PF-FO	A	TO	BLK	STL		PTS	AVG
2021-22	LCU	11-0	51/4.6	5-11	.455	1-4	.250	7-9	.778	0	3	3	0.3	3-0	2	3	0	2		18	1.6
TOTAL		11-0	51/4.6	5-11	.455	1-4	.250	7-9	.778	0	3	3	0.3	3-0	2	3	0	2		18	1.6

Single Game Highs

Statistic	Value	
Points	6	vs St. Edward's 01/20/22
Rebounds	1	vs Montevallo 11/05/21, vs Ark.-Fort Smith 01/06/22, vs St. Mary's (TX) 01/22/22
Assists	1	vs Ark.-Fort Smith 01/06/22, vs St. Mary's (TX) 01/22/22
Steals	1	at Hawaii Pacific 11/26/21, vs Daemen 11/20/21
FG Made	1	5 times
FG Attempts	3	vs Minn.-Crookston 11/25/21
3FG Made	1	vs Ark.-Fort Smith 01/06/22
3FG Attempts	1	4 times
FT Made	4	vs St. Edward's 01/20/22
FT Attempts	4	vs St. Edward's 01/20/22

BURR, Laynee

				Field Goals		3-Point		F-Throws		Rebounds										Scoring	
SEASON	TEAM	GP-GS	MIN/AVG	FG-FGA	FG%	3FG-3FGA	3FG%	FT-FTA	FT%	OFF	DEF	TOT	AVG	PF-FO	A	TO	BLK	STL		PTS	AVG
2018-19	LCU	25-0	194/7.8	22-49	.449	9-21	.429	12-15	.800	5	4	9	0.4	14-0	9	14	1	11		65	2.6
2019-20	LCU	31-0	474/15.3	51-109	.468	7-30	.233	36-49	.735	11	30	41	1.3	43-0	29	28	1	18		145	4.7
2020-21	LCU	23-0	371/16.1	40-88	.455	5-18	.278	39-46	.848	18	38	56	2.4	37-1	22	24	1	25		124	5.4
2021-22	LCU	22-22	601/27.3	70-153	.458	17-56	.304	28-34	.824	18	48	66	3.0	51-0	51	23	5	24		185	8.4
TOTAL		101-22	1640/16.2	183-399	.459	38-125	.304	115-144	.799	52	120	172	1.7	145-1	111	89	8	78		519	5.1

Single Game Highs

Statistic	Value	
Points	19	at Colo. Christian 11/12/21
Rebounds	6	vs St. Mary's (TX) 01/22/22
Assists	6	vs Montevallo 11/05/21
Steals	4	vs Midwestern St. 01/27/21, vs Montevallo 11/05/21
Blocks	1	8 times
FG Made	7	at Colo. Christian 11/12/21
FG Attempts	12	at Colo. Christian 11/12/21
3FG Made	2	6 times
3FG Attempts	5	at Colo. Christian 11/12/21, vs St. Mary's (TX) 01/22/22, vs Okla. Christian 01/31/22
FT Made	6	vs Tex. A&M Int'l 01/22/21, vs Cameron 03/05/21
FT Attempts	8	vs Tex. A&M Int'l 01/22/21

LUBBOCK CHRISTIAN UNIVERSITY WOMEN'S BASKETBALL GAME NOTES
COX, Whitney

				Field Goals		3-Point		F-Throws		Rebounds										Scoring	
SEASON	TEAM	GP-GS	MIN/AVG	FG-FGA	FG%	3FG-3FGA	3FG%	FT-FTA	FT%	OFF	DEF	TOT	AVG	PF-FO	A	TO	BLK	STL		PTS	AVG
2019-20	LCU	15-0	107/7.1	8-32	.250	0-5	.000	5-8	.625	5	21	26	1.7	13-0	3	3	9	3		21	1.4
2020-21	LCU	18-0	161/9.0	14-43	.326	0-1	.000	5-13	.385	4	35	39	2.2	18-0	6	8	13	6		33	1.8
2021-22	LCU	21-0	130/6.2	13-32	.406	0-0	.000	7-13	.538	5	19	24	1.1	20-0	9	12	7	3		33	1.6
TOTAL		54-0	398/7.4	35-107	.327	0-6	.000	17-34	.500	14	75	89	1.6	51-0	18	23	29	12		87	1.6

Single Game Highs

Statistic	Value	
Points	5	vs Western N.M. 02/11/21
Rebounds	5	vs St. Mary's (TX) 12/11/20
Assists	2	at Western N.M. 12/11/21
Steals	2	vs Western N.M. 02/11/21
Blocks	3	vs Tex. A&M Int'l 01/23/21, vs St. Mary's (TX) 12/11/20, vs Angelo St. 01/16/21
FG Made	2	8 times
FG Attempts	7	vs St. Mary's (TX) 12/12/20
3FG Attempts	1	6 times
FT Made	4	at Western N.M. 12/11/21
FT Attempts	4	4 times

CUNYUS, Channing

				Field Goals		3-Point		F-Throws		Rebounds										Scoring	
SEASON	TEAM	GP-GS	MIN/AVG	FG-FGA	FG%	3FG-3FGA	3FG%	FT-FTA	FT%	OFF	DEF	TOT	AVG	PF-FO	A	TO	BLK	STL		PTS	AVG
2018-19	LCU	22-0	158/7.2	17-29	.586	2-5	.400	14-20	.700	4	33	37	1.7	15-0	16	10	0	11		50	2.3
2019-20	LCU	31-0	402/13.0	44-89	.494	19-39	.487	14-16	.875	14	48	62	2.0	33-0	34	22	9	12		121	3.9
2020-21	LCU	21-0	342/16.3	46-98	.469	16-45	.356	15-18	.833	10	34	44	2.1	34-0	21	27	15	20		123	5.9
2021-22	LCU	22-22	561/25.5	66-141	.468	29-65	.446	30-38	.789	20	65	85	3.9	39-0	40	27	6	27		191	8.7
TOTAL		96-22	1463/15.2	173-357	.485	66-154	.429	73-92	.793	48	180	228	2.4	121-0	111	86	30	70		485	5.1

Single Game Highs

Statistic	Value	
Points	24	at Tex. Permian Basin 01/29/22
Rebounds	10	at Angelo St. 01/27/22
Assists	5	vs St. Mary's (TX) 01/23/20, at Tex. A&M Int'l 01/02/22
Steals	4	at Tex. A&M Int'l 01/02/22
Blocks	2	5 times
FG Made	8	at Tex. Permian Basin 01/29/22
FG Attempts	12	at Tex. Permian Basin 01/29/22
3FG Made	6	at Tex. Permian Basin 01/29/22
3FG Attempts	8	at Tex. Permian Basin 01/29/22
FT Made	6	at Colo. Christian 11/12/21
FT Attempts	8	vs Cameron 12/16/21

DUNCAN, Ashton

				Field Goals		3-Point		F-Throws		Rebounds									Scoring	
SEASON	TEAM	GP-GS	MIN/AVG	FG-FGA	FG%	3FG-3FGA	3FG%	FT-FTA	FT%	OFF	DEF	TOT	AVG	PF-FO	A	TO	BLK	STL	PTS	AVG
2017-18	LCU	18-0	118/6.6	15-39	.385	12-28	.429	1-2	.500	4	19	23	1.3	10-0	11	5	2	9	43	2.4
2018-19	LCU	31-0	302/9.7	38-121	.314	26-93	.280	8-13	.615	12	23	35	1.1	14-0	17	12	2	7	110	3.5
2019-20	LCU	31-27	774/25.0	105-222	.473	79-182	.434	9-11	.818	7	53	60	1.9	46-0	42	27	5	24	298	9.6
2020-21	LCU	23-23	664/28.9	90-209	.431	69-165	.418	20-27	.741	10	45	55	2.4	25-0	38	19	6	24	269	11.7
2021-22	LCU	22-22	629/28.6	79-214	.369	56-167	.335	18-22	.818	5	41	46	2.1	26-0	23	19	3	20	232	10.5
TOTAL		125-72	2488/19.9	327-805	.406	242-635	.381	56-75	.747	38	181	219	1.8	121-0	131	82	18	84	952	7.6

Single Game Highs

Statistic	Value	
Points	26	vs St. Mary's (TX) 12/11/20
Rebounds	8	vs Daemen 03/23/21
Assists	6	vs Tex. A&M Int'l 02/20/20, vs St. Mary's (TX) 03/02/21
Steals	4	vs St. Mary's (TX) 01/22/22
Blocks	2	vs Central Mo. 03/24/21
FG Made	10	at Angelo St. 11/23/19
FG Attempts	18	at Tex. A&M Int'l 01/02/22
3FG Made	8	vs St. Mary's (TX) 12/11/20, vs St. Mary's (TX) 01/22/22
3FG Attempts	16	at Tex. A&M Int'l 01/02/22
FT Made	6	vs Drury 03/26/21
FT Attempts	8	vs Drury 03/26/21

FOSTER, Grace

				Field Goals		3-Point		F-Throws		Rebounds									Scoring	
SEASON	TEAM	GP-GS	MIN/AVG	FG-FGA	FG%	3FG-3FGA	3FG%	FT-FTA	FT%	OFF	DEF	TOT	AVG	PF-FO	A	TO	BLK	STL	PTS	AVG
2021-22	LCU	22-0	345/15.7	62-126	.492	16-50	.320	21-29	.724	22	59	81	3.7	31-1	15	29	21	7	161	7.3
TOTAL		22-0	345/15.7	62-126	.492	16-50	.320	21-29	.724	22	59	81	3.7	31-1	15	29	21	7	161	7.3

Single Game Highs

Statistic	Value	
Points	20	vs Cameron 12/16/21, at Tex. A&M-Commerce 01/13/22
Rebounds	11	at Tex. A&M-Commerce 01/13/22
Assists	2	5 times
Steals	2	vs Okla. Christian 01/31/22
Blocks	6	at Tex. A&M-Commerce 01/13/22
FG Made	8	vs Cameron 12/16/21
FG Attempts	13	vs Cameron 12/16/21, at Tex. A&M-Commerce 01/13/22
3FG Made	3	at Tex. A&M-Commerce 01/13/22
3FG Attempts	7	at Tex. A&M-Commerce 01/13/22
FT Made	3	vs Cameron 12/16/21, at Tex. A&M-Commerce 01/13/22
FT Attempts	6	at Tex. A&M-Commerce 01/13/22

LUBBOCK CHRISTIAN UNIVERSITY WOMEN'S BASKETBALL GAME NOTES
HAASE, Rachel

				Field Goals		3-Point		F-Throws		Rebounds									Scoring	
SEASON	TEAM	GP-GS	MIN/AVG	FG-FGA	FG%	3FG-3FGA	3FG%	FT-FTA	FT%	OFF	DEF	TOT	AVG	PF-FO	A	TO	BLK	STL	PTS	AVG
2021-22	LCU	4-0	14/3.4	1-2	.500	1-2	.500	0-0	.000	0	1	1	0.3	2-0	1	1	0	0	3	0.8
TOTAL		4-0	14/3.4	1-2	.500	1-2	.500	0-0	.000	0	1	1	0.3	2-0	1	1	0	0	3	0.8

Single Game Highs

Statistic	Value	
Points	3	vs Okla. Christian 01/31/22
Rebounds	1	at Tex. Permian Basin 01/29/22
Assists	1	at Tex. Permian Basin 01/29/22
FG Made	1	vs Okla. Christian 01/31/22
FG Attempts	1	vs St. Edward's 01/20/22, vs Okla. Christian 01/31/22
3FG Made	1	vs Okla. Christian 01/31/22
3FG Attempts	1	vs St. Edward's 01/20/22, vs Okla. Christian 01/31/22

MADDOX, Maci

				Field Goals		3-Point		F-Throws		Rebounds								Scoring		
SEASON	TEAM	GP-GS	MIN/AVG	FG-FGA	FG%	3FG-3FGA	3FG%	FT-FTA	FT%	OFF	DEF	TOT	AVG	PF-FO	A	TO	BLK	STL	PTS	AVG
2020-21	LCU	15-0	98/6.6	13-25	.520	3-8	.375	3-3	1.000	3	6	9	0.6	5-0	8	7	0	13	32	2.1
2021-22	LCU	20-0	188/9.4	9-35	.257	1-8	.125	6-6	1.000	1	4	5	0.3	6-0	9	9	0	10	25	1.3
TOTAL		35-0	287/8.2	22-60	.367	4-16	.250	9-9	1.000	4	10	14	0.4	11-0	17	16	0	23	57	1.6

Single Game Highs

Statistic	Value	
Points	7	vs Tex. A&M Int'l 01/23/21
Rebounds	2	at Texas-Tyler 01/02/21, at Western N.M. 12/11/21
Assists	3	vs West Tex. A&M 12/07/21
Steals	4	at Texas-Tyler 01/03/21
FG Made	2	4 times
FG Attempts	4	vs West Tex. A&M 12/07/21, at Western N.M. 12/11/21, vs St. Mary's (TX) 01/22/22
3FG Made	1	4 times
3FG Attempts	2	at Texas-Tyler 01/03/21, vs Okla. Christian 01/31/22

ROBERTSON, Audrey

				Field Goals		3-Point		F-Throws		Rebounds								Scoring		
SEASON	TEAM	GP-GS	MIN/AVG	FG-FGA	FG%	3FG-3FGA	3FG%	FT-FTA	FT%	OFF	DEF	TOT	AVG	PF-FO	A	TO	BLK	STL	PTS	AVG
2020-21	LCU	20-0	177/8.9	12-33	.364	3-14	.214	7-9	.778	17	7	24	1.2	14-0	11	12	0	9	34	1.7
2021-22	LCU	22-0	351/15.9	35-85	.412	7-26	.269	16-24	.667	11	12	23	1.0	28-0	23	19	5	16	93	4.2
TOTAL		42-0	528/12.6	47-118	.398	10-40	.250	23-33	.697	28	19	47	1.1	42-0	34	31	5	25	127	3.0

Single Game Highs

Statistic	Value	
Points	12	vs Lander 11/19/21
Rebounds	4	4 times
Assists	6	at Texas-Tyler 01/02/21
Steals	2	5 times
Blocks	1	5 times
FG Made	5	at Tex. Permian Basin 01/29/22
FG Attempts	9	vs Lander 11/19/21
3FG Made	1	10 times
3FG Attempts	3	vs Angelo St. 01/16/21, vs Lander 11/19/21, at Tex. Permian Basin 01/29/22
FT Made	5	vs Lander 11/19/21
FT Attempts	6	vs Lander 11/19/21

LUBBOCK CHRISTIAN UNIVERSITY WOMEN'S BASKETBALL GAME NOTES
ROBERTSON, Juliana

				Field Goals		3-Point		F-Throws		Rebounds									Scoring	
SEASON	TEAM	GP-GS	MIN/AVG	FG-FGA	FG%	3FG-3FGA	3FG%	FT-FTA	FT%	OFF	DEF	TOT	AVG	PF-FO	A	TO	BLK	STL	PTS	AVG
2017-18	LCU	19-0	103/5.4	8-18	.444	0-2	.000	6-8	.750	10	26	36	1.9	14-0	8	17	2	5	22	1.2
2018-19	LCU	37-2	629/17.0	61-116	.526	3-12	.250	49-71	.690	50	92	142	3.8	56-0	53	47	16	26	174	4.7
2019-20	LCU	29-16	474/16.3	34-77	.442	4-12	.333	28-42	.667	33	93	126	4.3	54-1	39	33	22	12	100	3.4
2020-21	LCU	23-23	557/24.2	64-131	.489	4-20	.200	36-44	.818	40	94	134	5.8	55-1	55	36	15	26	168	7.3
2021-22	LCU	22-22	572/26.0	58-136	.426	5-21	.238	23-33	.697	31	120	151	6.9	59-3	40	40	16	27	144	6.5
TOTAL		130-63	2335/18.0	225-478	.471	16-67	.239	142-198	.717	164	425	589	4.5	238-5	195	173	71	96	608	4.7

Single Game Highs

Statistic	Value	
Points	16	vs Southwestern Okla. 03/15/21
Rebounds	18	at Texas-Tyler 01/15/22
Assists	8	vs St. Mary's (TX) 12/11/20
Steals	4	vs Tex. A&M-Commerce 03/06/21, vs St. Edward's 01/20/22, at Angelo St. 01/27/22
Blocks	4	vs Southwestern Okla. 11/16/19, vs St. Edward's 01/20/22
FG Made	6	vs Southwestern Okla. 03/15/21
FG Attempts	13	vs Cameron 12/16/21, at Texas-Tyler 01/15/22
3FG Made	1	16 times
3FG Attempts	5	vs Western N.M. 02/12/21, vs Cameron 12/16/21
FT Made	6	vs Tex. A&M Int'l 03/07/19, vs Midwestern St. 01/27/21
FT Attempts	8	vs Tex. A&M Int'l 03/07/19

SCHULTE, Allie

				Field Goals		3-Point		F-Throws		Rebounds									Scoring	
SEASON	TEAM	GP-GS	MIN/AVG	FG-FGA	FG%	3FG-3FGA	3FG%	FT-FTA	FT%	OFF	DEF	TOT	AVG	PF-FO	A	TO	BLK	STL	PTS	AVG
2017-18	LCU	32-0	399/12.5	32-72	.444	13-36	.361	16-25	.640	15	37	52	1.6	29-0	36	20	2	23	93	2.9
2018-19	LCU	37-36	1023/27.7	138-252	.548	60-116	.517	55-71	.775	33	78	111	3.0	59-0	110	77	10	67	391	10.6
2019-20	LCU	31-31	859/27.7	148-291	.509	41-88	.466	44-56	.786	24	106	130	4.2	41-1	94	61	10	73	381	12.3
2020-21	LCU	23-23	668/29.0	116-201	.577	31-65	.477	84-95	.884	20	74	94	4.1	31-1	83	35	8	66	347	15.1
2021-22	LCU	22-22	625/28.4	99-193	.513	25-72	.347	56-63	.889	15	62	77	3.5	29-0	78	32	9	74	279	12.7
TOTAL		145-112	3574/24.6	533-1009	.528	170-377	.451	255-310	.823	107	357	464	3.2	189-2	401	225	39	303	1491	10.3

Single Game Highs

Statistic	Value	
Points	24	vs Central Mo. 03/24/21
Rebounds	9	vs Southern Nazarene 11/29/19, vs St. Edward's 01/25/20
Assists	9	vs Colorado St.-Pueblo 11/10/18
Steals	8	at Tex. A&M Int'l 01/02/22
Blocks	3	vs Tex. Permian Basin 02/20/21
FG Made	10	at Angelo St. 01/27/22
FG Attempts	18	vs Angelo St. 01/11/20
3FG Made	6	at Texas-Tyler 01/03/21
3FG Attempts	7	8 times
FT Made	10	vs Lander 11/19/21
FT Attempts	10	vs Drury 03/26/21, vs Lander 11/19/21

SCHUMANN, Reese

				Field Goals		3-Point		F-Throws		Rebounds										Scoring	
SEASON	TEAM	GP-GS	MIN/AVG	FG-FGA	FG%	3FG-3FGA	3FG%	FT-FTA	FT%	OFF	DEF	TOT	AVG	PF-FO	A	TO	BLK	STL	PTS	AVG	
2021-22	LCU	9-0	44/4.9	4-9	.444	0-0	.000	3-6	.500	7	8	15	1.7	5-0	0	3	0	0	11	1.2	
TOTAL		9-0	44/4.9	4-9	.444	0-0	.000	3-6	.500	7	8	15	1.7	5-0	0	3	0	0	11	1.2	

Single Game Highs

Statistic	Value	
Points	4	vs St. Mary's (TX) 01/22/22
Rebounds	5	vs Minn.-Crookston 11/25/21
FG Made	2	vs St. Mary's (TX) 01/22/22
FG Attempts	3	vs St. Mary's (TX) 01/22/22
FT Made	2	at Hawaii Pacific 11/26/21
FT Attempts	2	vs Minn.-Crookston 11/25/21, at Hawaii Pacific 11/26/21, vs St. Edward's 01/20/22

LUBBOCK CHRISTIAN UNIVERSITY WOMEN'S BASKETBALL GAME NOTES

SPURGIN, Audrey

				Field Goals		3-Point		F-Throws		Rebounds								Scoring			
SEASON	TEAM	GP-GS	MIN	AVG	FG-FGA	FG%	3FG-3FGA	3FG%	FT-FTA	FT%	OFF	DEF	TOT	AVG	PF-FO	A	TO	BLK	STL	PTS	AVG
2021-22	LCU	11-0	53	4.8	2-12	.167	0-0	.000	8-10	.800	1	10	11	1.0	12-0	0	9	1	2	12	1.1
TOTAL		11-0	53	4.8	2-12	.167	0-0	.000	8-10	.800	1	10	11	1.0	12-0	0	9	1	2	12	1.1

Single Game Highs

Statistic	Value	
Points	7	vs Ark.-Fort Smith 01/06/22
Rebounds	3	vs Minn.-Crookston 11/25/21, vs Ark.-Fort Smith 01/06/22, vs St. Mary's (TX) 01/22/22
Steals	2	vs Minn.-Crookston 11/25/21
Blocks	1	vs Minn.-Crookston 11/25/21
FG Made	1	vs Ark.-Fort Smith 01/06/22, vs St. Mary's (TX) 01/22/22
FG Attempts	4	vs St. Mary's (TX) 01/22/22
FT Made	5	vs Ark.-Fort Smith 01/06/22
FT Attempts	6	vs Ark.-Fort Smith 01/06/22

STOVALL, Shaylee

				Field Goals		3-Point		F-Throws		Rebounds									Scoring		
SEASON	TEAM	GP-GS	MIN	AVG	FG-FGA	FG%	3FG-3FGA	3FG%	FT-FTA	FT%	OFF	DEF	TOT	AVG	PF-FO	A	TO	BLK	STL	PTS	AVG
2020-21	LCU	16-0	86	5.4	4-15	.267	3-10	.300	4-4	1.000	1	4	5	0.3	5-0	11	4	0	1	15	0.9
2021-22	LCU	18-0	118	6.6	9-17	.529	6-11	.545	4-6	.667	0	10	10	0.6	6-0	4	4	0	6	28	1.6
TOTAL		34-0	204	6.0	13-32	.406	9-21	.429	8-10	.800	1	14	15	0.4	11-0	15	8	0	7	43	1.3

Single Game Highs

Statistic	Value	
Points	6	at Western N.M. 12/11/21, vs St. Mary's (TX) 01/22/22
Rebounds	2	at Texas-Tyler 01/02/21, at Colo. Christian 11/12/21, vs Minn.-Crookston 11/25/21
Assists	2	vs Tex. A&M Int'l 01/23/21, vs Western N.M. 02/12/21, vs Minn.-Crookston 11/25/21
Steals	2	vs Okla. Christian 01/31/22
FG Made	2	at Western N.M. 12/11/21, vs Ark.-Fort Smith 01/06/22, vs St. Mary's (TX) 01/22/22
FG Attempts	3	5 times
3FG Made	2	at Western N.M. 12/11/21, vs St. Mary's (TX) 01/22/22
3FG Attempts	3	at Western N.M. 12/11/21, vs St. Mary's (TX) 01/22/22
FT Made	3	at Colo. Christian 11/12/21
FT Attempts	4	at Colo. Christian 11/12/21

SUMRALL, Savannah

		Field Goals				3-Point		F-Throws		Rebounds									Scoring	
SEASON TEAM	GP-GS	MIN	AVG	FG-FGA	FG%	3FG-3FGA	3FG%	FT-FTA	FT%	OFF	DEF	TOT	AVG	PF-FO	A	TO	BLK	STL	PTS	AVG
2019-20	LCU	14-0	83/5.9	7-15	.467	3-8	.375	5-6	.833	1	8	9	0.6	3-0	4	10	0	1	22	1.6
2020-21	LCU	19-0	142/7.5	17-36	.472	12-28	.429	5-6	.833	2	13	15	0.8	9-0	4	8	2	3	51	2.7
2021-22	LCU	11-0	57/5.2	2-9	.222	0-4	.000	4-6	.667	1	2	3	0.3	2-0	2	7	0	2	8	0.7
TOTAL		44-0	282/6.4	26-60	.433	15-40	.375	14-18	.778	4	23	27	0.6	14-0	10	25	2	6	81	1.8

Single Game Highs

Statistic	Value	
Points	12	at Texas-Tyler 01/02/21
Rebounds	4	at Texas-Tyler 01/03/21
Assists	2	vs Daemen 11/20/21
Steals	1	6 times
Blocks	1	vs Angelo St. 01/16/21, vs Cameron 03/13/21
FG Made	4	at Texas-Tyler 01/02/21
FG Attempts	7	at Texas-Tyler 01/02/21
3FG Made	4	at Texas-Tyler 01/02/21
3FG Attempts	7	at Texas-Tyler 01/02/21
FT Made	4	vs Cameron 03/05/21
FT Attempts	4	vs Cameron 03/05/21, vs Ark.-Fort Smith 01/06/22

WINFREY, Brylee

		Field Goals				3-Point		F-Throws		Rebounds									Scoring		
SEASON	TEAM	GP-GS	MIN	AVG	FG-FGA	FG%	3FG-3FGA	3FG%	FT-FTA	FT%	OFF	DEF	TOT	AVG	PF-FO	A	TO	BLK	STL	PTS	AVG
2019-20	LCU	15-0	76	5.1	7-26	.269	0-12	.000	1-1	1.000	2	9	11	0.7	8-0	3	5	1	3	15	1.0
2020-21	LCU	16-0	77	4.8	6-23	.261	2-10	.200	5-6	.833	4	9	13	0.8	5-0	7	12	0	6	19	1.2
2021-22	LCU	11-0	62	5.6	2-14	.143	1-8	.125	6-7	.857	1	13	14	1.3	7-0	10	10	1	3	11	1.0
TOTAL		42-0	215	5.1	15-63	.238	3-30	.100	12-14	.857	7	31	38	0.9	20-0	20	27	2	12	45	1.1

Single Game Highs

Statistic	Value	
Points	5	vs Cameron 03/13/21, vs Daemen 11/20/21
Rebounds	4	vs St. Mary's (TX) 01/22/22
Assists	3	vs St. Mary's (TX) 01/22/22
Steals	2	vs Tex. A&M Int'l 02/20/20
Blocks	1	at Cameron 12/19/19, vs Montevallo 11/05/21
FG Made	2	at Western N.M. 02/29/20, vs Tex. Permian Basin 02/20/21
FG Attempts	6	at Texas-Tyler 01/03/21, vs Daemen 11/20/21
3FG Made	1	at Tex. Permian Basin 02/19/21, vs Western N.M. 02/11/21, vs Daemen 11/20/21
3FG Attempts	3	4 times
FT Made	3	vs Cameron 03/13/21
FT Attempts	4	vs Cameron 03/13/21

THE STAT CREW SYSTEM
Lubbock Christian Individual Game-by-Game (as of Feb 02, 2022)
All games

#00 Grace Foster

Opponent	Date	gs	min	Total		3-Pointers		Free throws		Rebounds				pf	a	t/o	blk	stl	pts	avg
				fg-fga	pct	3fg-fga	pct	ft-fa	pct	off	def	tot	avg							
vs Montevallo	11/05/21		18	3-6	.500	1-2	.500	0-0	.000	2	7	9	9.0	2	1	2	2	0	7	7.0
at Mont. St. Billings	11/06/21		7	0-0	.000	0-0	.000	0-0	.000	0	1	1	5.0	0	0	2	0	0	0	3.5
vs Tampa	11/07/21		19	4-7	.571	2-5	.400	0-1	.000	1	1	2	4.0	2	0	3	1	1	10	5.7
at Colo. Christian	11/12/21		15	3-8	.375	0-3	.000	2-2	1.000	1	1	2	3.5	3	0	0	0	0	8	6.3
vs Colorado St.-Pueblo	11/13/21		19	2-4	.500	0-0	.000	0-0	.000	0	5	5	3.8	0	0	1	0	1	4	5.8
LANDER	11/19/21		19	2-5	.400	1-1	1.000	2-2	1.000	2	6	8	4.5	1	0	4	2	0	7	6.0
DAEMEN	11/20/21		16	3-5	.600	0-1	.000	2-2	1.000	1	4	5	4.6	1	2	0	0	1	8	6.3
vs Minn.-Crookston	11/25/21		8	4-6	.667	0-2	.000	0-0	.000	1	2	3	4.4	3	1	0	1	0	8	6.5
at Hawaii Pacific	11/26/21		12	0-0	.000	0-0	.000	2-2	1.000	0	1	1	4.0	0	0	1	0	0	2	6.0
WEST TEX. A&M	12/07/21		13	2-5	.400	1-2	.500	0-0	.000	0	0	0	3.6	1	0	0	0	0	5	5.9
at Western N.M.	12/11/21		14	4-6	.667	2-2	1.000	1-2	.500	0	1	1	3.4	1	2	1	1	0	11	6.4
CAMERON	12/16/21		19	8-13	.615	1-5	.200	3-3	1.000	1	3	4	3.4	0	2	2	0	0	20	7.5
at Tex. A&M-Kingsville	12/31/21		15	1-4	.250	1-3	.333	1-2	.500	0	0	0	3.2	1	1	0	0	0	4	7.2
at Tex. A&M Int'l	01/02/22		14	1-3	.333	0-1	.000	0-0	.000	1	1	2	3.1	5	0	2	2	1	2	6.9
ARK.-FORT SMITH	01/06/22		13	5-7	.714	2-3	.667	2-2	1.000	1	3	4	3.1	1	1	0	0	0	14	7.3
at Tex. A&M-Commerce	01/13/22		28	7-13	.538	3-7	.429	3-6	.500	3	8	11	3.6	1	0	2	6	1	20	8.1
at Texas-Tyler	01/15/22		17	1-4	.250	0-1	.000	0-0	.000	1	1	2	3.5	0	2	2	1	0	2	7.8
ST. EDWARD'S	01/20/22		16	3-4	.750	1-1	1.000	0-1	.000	3	2	5	3.6	3	0	2	1	0	7	7.7
ST. MARY'S (TX)	01/22/22		15	4-8	.500	0-3	.000	0-0	.000	2	3	5	3.7	0	0	1	2	0	8	7.7
at Angelo St.	01/27/22		15	2-7	.286	0-2	.000	1-1	1.000	0	6	6	3.8	2	1	1	0	0	5	7.6
at Tex. Permian Basin	01/29/22		13	1-5	.200	0-2	.000	1-2	.500	0	0	0	3.6	3	0	2	0	0	3	7.4
OKLA. CHRISTIAN	01/31/22		20	2-6	.333	1-4	.250	1-1	1.000	2	3	5	3.7	1	2	1	2	2	6	7.3
Totals		0	345	62-126	.492	16-50	.320	21-29	.724	22	59	81	3.7	31	15	29	21	7	161	7.3

Games played: 22
Minutes/game: 15.7
Points/game: 7.3
FG Pct: 49.2
3FG Pct: 32.0
FT Pct: 72.4

Rebounds/game: 3.7
Assists/game: 0.7
Turnovers/game: 1.3
Assist/turnover ratio: 0.5
Steals/game: 0.3
Blocks/game: 1.0

THE STAT CREW SYSTEM
Lubbock Christian Individual Game-by-Game (as of Feb 02, 2022)
All games

#01 Ashton Duncan

Opponent	Date	gs	min	Total		3-Pointers		Free throws		Rebounds				pf	a	t/o	blk	stl	pts	avg				
				fg-fga	pct	3fg-fga	pct	ft-fla	pct	off	def	tot	avg											
vs Montevallo	11/05/21	*	30	4-12	.333	4-12	.333	0-0	.000	1	3	4	4.0	2	1	1	0	2	12	12.0				
at Mont. St. Billings	11/06/21	*	37	7-11	.636	3-6	.500	5-6	.833	1	4	5	4.5	2	2	0	0	2	22	17.0				
vs Tampa	11/07/21	*	31	4-9	.444	2-7	.286	0-0	.000	0	2	2	3.7	0	2	1	0	0	10	14.7				
at Colo. Christian	11/12/21	*	29	3-7	.429	3-6	.500	1-2	.500	0	2	2	3.3	1	1	0	0	0	10	13.5				
vs Colorado St.-Pueblo	11/13/21	*	36	8-14	.571	4-8	.500	0-0	.000	0	4	4	3.4	0	0	2	0	0	20	14.8				
LANDER	11/19/21	*	35	2-6	.333	1-4	.250	2-2	1.000	0	1	1	3.0	2	1	1	0	0	7	13.5				
DAEMEN	11/20/21	*	23	4-14	.286	2-8	.250	0-0	.000	0	3	3	3.0	2	1	1	0	1	10	13.0				
vs Minn.-Crookston	11/25/21	*	20	1-4	.250	1-4	.250	2-2	1.000	1	2	3	3.0	2	0	0	0	0	5	12.0				
at Hawaii Pacific	11/26/21	*	31	6-12	.500	6-11	.545	0-0	.000	0	1	1	2.8	0	2	1	0	0	18	12.7				
WEST TEX. A&M	12/07/21	*	33	8-15	.533	4-10	.400	0-0	.000	0	1	1	2.6	1	0	1	0	1	20	13.4				
at Western N.M.	12/11/21	*	18	3-6	.500	1-3	.333	0-0	.000	1	3	4	2.7	1	0	0	1	1	7	12.8				
CAMERON	12/16/21	*	32	2-7	.286	2-3	.667	3-4	.750	1	3	4	2.8	1	0	2	0	1	9	12.5				
at Tex. A&M-Kingsville	12/31/21	*	32	1-13	.077	0-11	.000	1-2	.500	0	6	6	3.1	2	1	1	0	1	3	11.8				
at Tex. A&M Int'l	01/02/22	*	37	5-18	.278	4-16	.250	2-2	1.000	0	1	1	2.9	1	3	2	0	1	16	12.1				
ARK.-FORT SMITH	01/06/22	*	15	0-5	.000	0-3	.000	0-0	.000	0	0	0	2.7	0	1	0	0	1	0	11.3				
at Tex. A&M-Commerce	01/13/22	*	31	0-6	.000	0-6	.000	0-0	.000	0	1	1	2.6	1	0	0	0	1	0	10.6				
at Texas-Tyler	01/15/22	*	36	6-13	.462	6-12	.500	2-2	1.000	0	0	0	2.5	3	3	2	0	1	20	11.1				
ST. EDWARD'S	01/20/22	*	24	1-5	.200	1-4	.250	0-0	.000	0	0	0	2.3	2	1	0	0	1	3	10.7				
ST. MARY'S (TX)	01/22/22	*	26	8-13	.615	8-13	.615	0-0	.000	0	2	2	2.3	1	0	3	1	4	24	11.4				
at Angelo St.	01/27/22	*	33	2-8	.250	0-5	.000	0-0	.000	0	0	0	2.2	1	1	0	0	0	4	11.0				
at Tex. Permian Basin	01/29/22	*	20	0-5	.000	0-5	.000	0-0	.000	0	1	1	2.1	0	3	0	0	0	0	10.5				
OKLA. CHRISTIAN	01/31/22	*	24	4-11	.364	4-10	.400	0-0	.000	0	1	1	2.1	1	0	1	1	2	12	10.5				
Totals			22	633		79-214	.369	56-167	.335	18-22		818		5	41	46	2.1	26	23	19	3	20	232	10.5

Games played: 22
Minutes/game: 28.8
Points/game: 10.5
FG Pct: 36.9
3FG Pct: 33.5
FT Pct: 81.8

Rebounds/game: 2.1
Assists/game: 1.0
Turnovers/game: 0.9
Assist/turnover ratio: 1.2
Steals/game: 0.9
Blocks/game: 0.1

THE STAT CREW SYSTEM
Lubbock Christian Individual Game-by-Game (as of Feb 02, 2022)
All games

#02 Maci Maddox

Opponent	Date	gs	min	Total		3-Pointers		Free throws		Rebounds				pf	a	t/o	blk	stl	pts	avg
				fg-fga	pct	3fg-fga	pct	ft-fla	pct	off	def	tot	avg							
vs Montevallo	11/05/21		10	0-1	.000	0-0	.000	0-0	.000	0	0	0	0.0	0	0	0	0	1	0	0.0
vs Tampa	11/07/21		5	0-0	.000	0-0	.000	0-0	.000	0	0	0	0.0	0	1	0	0	0	0	0.0
at Colo. Christian	11/12/21		13	0-3	.000	0-0	.000	0-0	.000	0	1	1	0.3	0	0	0	0	0	0	0.0
vs Colorado St.-Pueblo	11/13/21		3	0-0	.000	0-0	.000	0-0	.000	0	0	0	0.3	0	0	0	0	0	0	0.0
LANDER	11/19/21		12	1-1	1.000	0-0	.000	2-2	1.000	0	0	0	0.2	1	0	1	0	1	4	0.8
DAEMEN	11/20/21		12	0-1	.000	0-0	.000	2-2	1.000	0	0	0	0.2	1	0	1	0	1	2	1.0
vs Minn.-Crookston	11/25/21		15	1-2	.500	0-0	.000	0-0	.000	0	0	0	0.1	1	0	0	0	1	2	1.1
at Hawaii Pacific	11/26/21		7	0-2	.000	0-0	.000	0-0	.000	0	0	0	0.1	0	0	1	0	0	0	1.0
WEST TEX. A&M	12/07/21		11	1-4	.250	0-0	.000	2-2	1.000	0	1	1	0.2	0	3	0	0	0	4	1.3
at Western N.M.	12/11/21		18	1-4	.250	0-1	.000	0-0	.000	0	2	2	0.4	1	2	0	0	2	2	1.4
CAMERON	12/16/21		9	1-3	.333	0-1	.000	0-0	.000	0	0	0	0.4	0	0	0	0	0	2	1.5
at Tex. A&M-Kingsville	12/31/21		9	0-1	.000	0-0	.000	0-0	.000	0	0	0	0.3	0	0	0	0	1	0	1.3
at Tex. A&M Int'l	01/02/22		4	0-0	.000	0-0	.000	0-0	.000	0	0	0	0.3	0	0	1	0	0	0	1.2
ARK.-FORT SMITH	01/06/22		15	1-2	.500	0-1	.000	0-0	.000	1	0	1	0.4	0	0	0	0	0	2	1.3
at Texas-Tyler	01/15/22		5	1-2	.500	1-1	1.000	0-0	.000	0	0	0	0.3	0	1	0	0	0	3	1.4
ST. EDWARD'S	01/20/22		11	0-1	.000	0-0	.000	0-0	.000	0	0	0	0.3	1	0	2	0	1	0	1.3
ST. MARY'S (TX)	01/22/22		11	2-4	.500	0-1	.000	0-0	.000	0	0	0	0.3	0	0	1	0	0	4	1.5
at Angelo St.	01/27/22		2	0-0	.000	0-0	.000	0-0	.000	0	0	0	0.3	0	0	0	0	0	0	1.4
at Tex. Permian Basin	01/29/22		8	0-2	.000	0-1	.000	0-0	.000	0	0	0	0.3	0	0	1	0	1	0	1.3
OKLA. CHRISTIAN	01/31/22		10	0-2	.000	0-2	.000	0-0	.000	0	0	0	0.3	1	2	1	0	1	0	1.3
Totals		0	190	9-35	.257	1-8	.125	6-6	1.000	1	4	5	0.3	6	9	9	0	10	25	1.3

Games played: 20
Minutes/game: 9.5
Points/game: 1.3
FG Pct: 25.7
3FG Pct: 12.5
FT Pct: 100.0

Rebounds/game: 0.3
Assists/game: 0.5
Turnovers/game: 0.5
Assist/turnover ratio: 1.0
Steals/game: 0.5

THE STAT CREW SYSTEM
Lubbock Christian Individual Game-by-Game (as of Feb 02, 2022)
All games

#03 Audrey Robertson

Opponent	Date	gs	min	Total		3-Pointers		Free throws		Rebounds				pf	a	t/o	blk	stl	pts	avg
				fg-fga	pct	3fg-fga	pct	ft-fla	pct	off	def	tot	avg							
vs Montevallo	11/05/21		16	1-4	.250	0-1	.000	0-0	.000	0	0	0	0.0	1	0	0	0	1	2	2.0
at Mont. St. Billings	11/06/21		21	2-4	.500	0-1	.000	1-1	1.000	0	0	0	0.0	0	0	0	0	0	5	3.5
vs Tampa	11/07/21		13	0-2	.000	0-1	.000	1-2	.500	0	1	1	0.3	1	1	1	0	0	1	2.7
at Colo. Christian	11/12/21		18	1-5	.200	1-2	.500	0-0	.000	2	1	3	1.0	2	0	1	1	1	3	2.8
vs Colorado St.-Pueblo	11/13/21		17	2-7	.286	0-2	.000	1-2	.500	0	0	0	0.8	1	0	1	0	2	5	3.2
LANDER	11/19/21		25	3-9	.333	1-3	.333	5-6	.833	1	0	1	0.8	1	0	1	1	1	12	4.7
DAEMEN	11/20/21		12	0-2	.000	0-0	.000	0-0	.000	0	2	2	1.0	1	0	1	0	0	0	4.0
vs Minn.-Crookston	11/25/21		15	2-7	.286	0-2	.000	2-2	1.000	3	1	4	1.4	0	0	0	0	0	6	4.3
at Hawaii Pacific	11/26/21		16	1-2	.500	0-1	.000	0-0	.000	0	0	0	1.2	0	0	1	0	0	2	4.0
WEST TEX. A&M	12/07/21		9	0-1	.000	0-1	.000	0-0	.000	0	0	0	1.1	0	0	0	0	1	0	3.6
at Western N.M.	12/11/21		13	4-5	.800	1-1	1.000	0-0	.000	0	2	2	1.2	2	0	0	0	1	9	4.1
CAMERON	12/16/21		22	3-5	.600	1-1	1.000	0-0	.000	1	0	1	1.2	2	4	0	0	0	7	4.3
at Tex. A&M-Kingsville	12/31/21		20	1-2	.500	1-2	.500	2-2	1.000	0	0	0	1.1	1	1	4	0	1	5	4.4
at Tex. A&M Int'l	01/02/22		16	2-3	.667	0-1	.000	1-2	.500	2	0	2	1.1	1	2	2	1	2	5	4.4
ARK.-FORT SMITH	01/06/22		14	1-2	.500	0-0	.000	0-0	.000	0	0	0	1.1	2	1	0	0	1	2	4.3
at Tex. A&M-Commerce	01/13/22		12	0-1	.000	0-1	.000	0-2	.000	0	0	0	1.0	2	1	0	0	2	0	4.0
at Texas-Tyler	01/15/22		11	0-2	.000	0-1	.000	0-0	.000	0	1	1	1.0	1	2	0	1	0	0	3.8
ST. EDWARD'S	01/20/22		15	2-3	.667	0-0	.000	0-0	.000	0	0	0	0.9	3	0	2	0	0	4	3.8
ST. MARY'S (TX)	01/22/22		15	0-2	.000	0-1	.000	1-2	.500	0	0	0	0.9	2	5	2	1	2	1	3.6
at Angelo St.	01/27/22		15	3-5	.600	0-0	.000	2-2	1.000	1	1	2	1.0	2	2	1	0	0	8	3.9
at Tex. Permian Basin	01/29/22		23	5-8	.625	1-3	.333	0-1	.000	1	3	4	1.1	2	3	0	0	1	11	4.2
OKLA. CHRISTIAN	01/31/22		12	2-4	.500	1-1	1.000	0-0	.000	0	0	0	1.0	1	1	2	0	0	5	4.2
Totals		0	350	35-85	.412	7-26	.269	16-24	.667	11	12	23	1.0	28	23	19	5	16	93	4.2

Games played: 22
Minutes/game: 15.9
Points/game: 4.2
FG Pct: 41.2
3FG Pct: 26.9
FT Pct: 66.7

Rebounds/game: 1.0
Assists/game: 1.0
Turnovers/game: 0.9
Assist/turnover ratio: 1.2
Steals/game: 0.7
Blocks/game: 0.2

THE STAT CREW SYSTEM
Lubbock Christian Individual Game-by-Game (as of Feb 02, 2022)
All games

#04 Rachel Haase

Opponent	Date	gs	min	Total		3-Pointers		Free throws		Rebounds				pf	a	t/o	blk	stl	pts	avg
				fg-fga	pct	3fg-fga	pct	ft-fla	pct	off	def	tot	avg							
ST. EDWARD'S	01/20/22		4	0-1	.000	0-1	.000	0-0	.000	0	0	0	0.0	0	0	0	0	0	0	0.0
ST. MARY'S (TX)	01/22/22		5	0-0	.000	0-0	.000	0-0	.000	0	0	0	0.0	1	0	0	0	0	0	0.0
at Tex. Permian Basin	01/29/22		2	0-0	.000	0-0	.000	0-0	.000	0	1	1	0.3	0	1	0	0	0	0	0.0
OKLA. CHRISTIAN	01/31/22		2	1-1	1.000	1-1	1.000	0-0	.000	0	0	0	0.3	1	0	1	0	0	3	0.8
Totals		0	13	1-2	.500	1-2	.500	0-0	.000	0	1	1	0.3	2	1	1	0	0	3	0.8

Games played: 4
Minutes/game: 3.3
Points/game: 0.8
FG Pct: 50.0
3FG Pct: 50.0

Rebounds/game: 0.3
Assists/game: 0.3
Turnovers/game: 0.3
Assist/turnover ratio: 1.0

THE STAT CREW SYSTEM
Lubbock Christian Individual Game-by-Game (as of Feb 02, 2022)
All games

#05 Laynee Burr

Opponent	Date	gs	min	Total		3-Pointers		Free throws		Rebounds				pf	a	t/o	blk	stl	pts	avg	
				fg-fga	pct	3fg-fga	pct	ft-fla	pct	off	def	tot	avg								
vs Montevallo	11/05/21	*	31	4-10	.400	2-3	.667	0-0	.000	1	2	3	3.0	4	6	3	0	4	10	10.0	
at Mont. St. Billings	11/06/21	*	36	1-6	.167	0-2	.000	3-6	.500	1	1	2	2.5	1	3	0	0	2	5	7.5	
vs Tampa	11/07/21	*	33	6-10	.600	2-4	.500	4-4	1.000	0	3	3	2.7	3	2	1	0	1	18	11.0	
at Colo. Christian	11/12/21	*	27	7-12	.583	2-5	.400	3-3	1.000	0	3	3	2.8	3	3	1	0	2	19	13.0	
vs Colorado St.-Pueblo	11/13/21	*	31	0-3	.000	0-1	.000	2-2	1.000	0	2	2	2.6	4	0	1	1	0	2	10.8	
LANDER	11/19/21	*	29	3-5	.600	0-1	.000	4-4	1.000	1	3	4	2.8	4	5	1	0	0	10	10.7	
DAEMEN	11/20/21	*	27	2-6	.333	1-3	.333	2-2	1.000	0	2	2	2.7	0	1	0	0	1	7	10.1	
vs Minn.-Crookston	11/25/21	*	24	3-8	.375	0-3	.000	0-0	.000	2	2	4	2.9	2	1	1	1	1	6	9.6	
at Hawaii Pacific	11/26/21	*	26	4-6	.667	0-1	.000	0-0	.000	1	3	4	3.0	3	4	1	0	0	8	9.4	
WEST TEX. A&M	12/07/21	*	32	2-7	.286	2-3	.667	0-0	.000	0	3	3	3.0	4	2	2	0	1	6	9.1	
at Western N.M.	12/11/21	*	19	4-7	.571	0-1	.000	0-0	.000	1	1	2	2.9	0	2	0	0	2	8	9.0	
CAMERON	12/16/21	*	27	2-4	.500	0-1	.000	0-0	.000	1	4	5	3.1	2	5	4	1	1	4	8.6	
at Tex. A&M-Kingsville	12/31/21	*	30	4-6	.667	0-1	.000	1-2	.500	3	2	5	3.2	4	3	1	0	2	9	8.6	
at Tex. A&M Int'l	01/02/22	*	28	1-6	.167	0-2	.000	1-2	.500	0	4	4	3.3	1	1	1	0	1	3	8.2	
ARK.-FORT SMITH	01/06/22	*	16	4-5	.800	2-3	.667	0-0	.000	0	3	3	3.3	0	0	0	0	0	10	8.3	
at Tex. A&M-Commerce	01/13/22	*	33	4-8	.500	1-3	.333	3-3	1.000	0	2	2	3.2	2	2	1	1	1	12	8.6	
at Texas-Tyler	01/15/22	*	28	1-4	.250	1-3	.333	0-0	.000	0	0	0	3.0	4	2	3	0	0	3	8.2	
ST. EDWARD'S	01/20/22	*	22	4-8	.500	1-3	.333	1-1	1.000	1	0	1	2.9	1	3	0	0	2	10	8.3	
ST. MARY'S (TX)	01/22/22	*	22	2-8	.250	1-5	.200	0-0	.000	3	3	6	3.1	1	2	1	0	1	5	8.2	
at Angelo St.	01/27/22	*	30	3-9	.333	0-1	.000	2-3	.667	0	3	3	3.1	3	0	0	0	0	8	8.2	
at Tex. Permian Basin	01/29/22	*	25	4-5	.800	1-2	.500	2-2	1.000	1	2	3	3.0	2	2	0	1	1	11	8.3	
OKLA. CHRISTIAN	01/31/22	*	24	5-10	.500	1-5	.200	0-0	.000	2	0	2	3.0	3	2	1	0	1	11	8.4	
Totals			22	600	70-153	.458	17-56	.304	28-34	.824	18	48	66	3.0	51	51	23	5	24	185	8.4

Games played: 22
Minutes/game: 27.3
Points/game: 8.4
FG Pct: 45.8
3FG Pct: 30.4
FT Pct: 82.4

Rebounds/game: 3.0
Assists/game: 2.3
Turnovers/game: 1.0
Assist/turnover ratio: 2.2
Steals/game: 1.1
Blocks/game: 0.2

THE STAT CREW SYSTEM
Lubbock Christian Individual Game-by-Game (as of Feb 02, 2022)
All games

#12 Savannah Sumrall

Opponent	Date	gs	min	Total		3-Pointers		Free throws		Rebounds				pf	a	t/o	blk	stl	pts	avg
				fg-fga	pct	3fg-fga	pct	ft-fa	pct	off	def	tot	avg							
vs Montevallo	11/05/21		2	0-0	.000	0-0	.000	0-0	.000	0	0	0	0.0	0	0	0	0	0	0	0.0
at Colo. Christian	11/12/21		2	0-0	.000	0-0	.000	0-0	.000	1	1	2	1.0	0	0	1	0	0	0	0.0
DAEMEN	11/20/21		6	0-1	.000	0-0	.000	0-0	.000	0	0	0	0.7	0	2	0	0	1	0	0.0
vs Minn.-Crookston	11/25/21		7	0-1	.000	0-0	.000	0-0	.000	0	0	0	0.5	0	0	1	0	0	0	0.0
at Hawaii Pacific	11/26/21		3	1-1	1.000	0-0	.000	0-0	.000	0	0	0	0.4	1	0	2	0	0	2	0.4
at Western N.M.	12/11/21		9	0-1	.000	0-0	.000	0-0	.000	0	1	1	0.5	1	0	0	0	1	0	0.3
ARK.-FORT SMITH	01/06/22		13	0-1	.000	0-1	.000	2-4	.500	0	0	0	0.4	0	0	2	0	0	2	0.6
ST. EDWARD'S	01/20/22		5	1-2	.500	0-1	.000	2-2	1.000	0	0	0	0.4	0	0	1	0	0	4	1.0
ST. MARY'S (TX)	01/22/22		3	0-2	.000	0-2	.000	0-0	.000	0	0	0	0.3	0	0	0	0	0	0	0.9
at Tex. Permian Basin	01/29/22		5	0-0	.000	0-0	.000	0-0	.000	0	0	0	0.3	0	0	0	0	0	0	0.8
OKLA. CHRISTIAN	01/31/22		3	0-0	.000	0-0	.000	0-0	.000	0	0	0	0.3	0	0	0	0	0	0	0.7
Totals		0	58	2-9	.222	0-4	.000	4-6	.667	1	2	3	0.3	2	2	7	0	2	8	0.7

Games played: 11
Minutes/game: 5.3
Points/game: 0.7
FG Pct: 22.2
3FG Pct: 0.0
FT Pct: 66.7

Rebounds/game: 0.3
Assists/game: 0.2
Turnovers/game: 0.6
Assist/turnover ratio: 0.3
Steals/game: 0.2

THE STAT CREW SYSTEM
Lubbock Christian Individual Game-by-Game (as of Feb 02, 2022)
All games

#14 Channing Cunyus

Opponent	Date	gs	min	Total		3-Pointers		Free throws		Rebounds				pf	a	t/o	blk	stl	pts	avg	
				fg-fga	pct	3fg-fga	pct	ft-fla	pct	off	def	tot	avg								
vs Montevallo	11/05/21	*	21	3-3	1.000	2-2	1.000	0-0	.000	1	1	2	2.0	3	2	1	1	1	8	8.0	
at Mont. St. Billings	11/06/21	*	35	5-11	.455	2-5	.400	0-0	.000	0	1	1	1.5	0	2	1	0	3	12	10.0	
vs Tampa	11/07/21	*	25	1-4	.250	0-3	.000	0-0	.000	1	4	5	2.7	1	2	1	0	1	2	7.3	
at Colo. Christian	11/12/21	*	25	2-8	.250	0-4	.000	6-6	1.000	3	5	8	4.0	1	2	1	0	1	10	8.0	
vs Colorado St.-Pueblo	11/13/21	*	29	4-9	.444	2-4	.500	1-2	.500	0	1	1	3.4	3	0	3	1	2	11	8.6	
LANDER	11/19/21	*	26	3-6	.500	1-4	.250	4-4	1.000	1	3	4	3.5	1	2	1	0	1	11	9.0	
DAEMEN	11/20/21	*	24	2-4	.500	0-1	.000	1-1	1.000	0	5	5	3.7	2	2	0	0	1	5	8.4	
vs Minn.-Crookston	11/25/21	*	23	4-7	.571	2-4	.500	0-0	.000	1	6	7	4.1	2	4	0	1	1	10	8.6	
at Hawaii Pacific	11/26/21	*	25	3-5	.600	1-1	1.000	2-2	1.000	0	4	4	4.1	1	1	0	0	1	9	8.7	
WEST TEX. A&M	12/07/21	*	31	2-6	.333	0-2	.000	1-2	.500	0	4	4	4.1	2	2	2	0	0	5	8.3	
at Western N.M.	12/11/21	*	21	2-5	.400	2-2	1.000	0-0	.000	1	0	1	3.8	1	1	1	0	3	6	8.1	
CAMERON	12/16/21	*	31	3-5	.600	2-3	.667	5-8	.625	1	5	6	4.0	0	2	1	0	2	13	8.5	
at Tex. A&M-Kingsville	12/31/21	*	24	2-6	.333	1-4	.250	1-2	.500	1	1	2	3.8	1	0	3	1	1	6	8.3	
at Tex. A&M Int'l	01/02/22	*	33	4-8	.500	1-3	.333	0-0	.000	2	5	7	4.1	3	5	0	0	4	9	8.4	
ARK.-FORT SMITH	01/06/22	*	15	1-2	.500	1-2	.500	0-0	.000	0	1	1	3.9	1	1	2	0	1	3	8.0	
at Tex. A&M-Commerce	01/13/22	*	30	3-7	.429	1-3	.333	0-0	.000	1	0	1	3.7	4	3	3	0	0	7	7.9	
at Texas-Tyler	01/15/22	*	32	5-6	.833	2-2	1.000	1-2	.500	4	5	9	4.0	0	0	0	0	0	13	8.2	
ST. EDWARD'S	01/20/22	*	20	4-6	.667	1-1	1.000	2-2	1.000	1	1	2	3.9	1	3	1	0	0	11	8.4	
ST. MARY'S (TX)	01/22/22	*	20	1-4	.250	0-0	.000	0-0	.000	0	0	0	3.7	2	1	1	1	3	2	8.1	
at Angelo St.	01/27/22	*	29	3-11	.273	1-4	.250	3-3	1.000	2	8	10	4.0	4	2	3	0	0	10	8.2	
at Tex. Permian Basin	01/29/22	*	26	8-12	.667	6-8	.750	2-2	1.000	0	3	3	4.0	3	2	1	0	1	24	8.9	
OKLA. CHRISTIAN	01/31/22	*	18	1-6	.167	1-3	.333	1-2	.500	0	2	2	3.9	3	1	1	1	0	4	8.7	
Totals			22	563	66-141	.468	29-65	.446	30-38	.789	20	65	85	3.9	39	40	27	6	27	191	8.7

Games played: 22
Minutes/game: 25.6
Points/game: 8.7
FG Pct: 46.8
3FG Pct: 44.6
FT Pct: 78.9

Rebounds/game: 3.9
Assists/game: 1.8
Turnovers/game: 1.2
Assist/turnover ratio: 1.5
Steals/game: 1.2
Blocks/game: 0.3

THE STAT CREW SYSTEM
Lubbock Christian Individual Game-by-Game (as of Feb 02, 2022)
All games

#15 Shaylee Stovall

Opponent	Date	gs	min	Total		3-Pointers		Free throws		Rebounds				pf	a	t/o	blk	stl	pts	avg
				fg-fga	pct	3fg-fga	pct	ft-fla	pct	off	def	tot	avg							
vs Montevallo	11/05/21		6	0-1	.000	0-1	.000	0-0	.000	0	0	0	0.0	1	0	0	0	0	0	0.0
vs Tampa	11/07/21		3	0-0	.000	0-0	.000	0-0	.000	0	0	0	0.0	0	0	0	0	0	0	0.0
at Colo. Christian	11/12/21		5	0-0	.000	0-0	.000	3-4	.750	0	2	2	0.7	0	0	0	0	0	3	1.0
vs Colorado St.-Pueblo	11/13/21		0	0-0	.000	0-0	.000	0-0	.000	0	0	0	0.5	0	0	0	0	0	0	0.8
DAEMEN	11/20/21		8	0-1	.000	0-0	.000	0-0	.000	0	1	1	0.6	0	1	0	0	0	0	0.6
vs Minn.-Crookston	11/25/21		10	0-1	.000	0-1	.000	0-0	.000	0	2	2	0.8	1	2	0	0	0	0	0.5
at Hawaii Pacific	11/26/21		6	0-0	.000	0-0	.000	1-2	.500	0	1	1	0.9	1	0	0	0	0	1	0.6
at Western N.M.	12/11/21		13	2-3	.667	2-3	.667	0-0	.000	0	0	0	0.8	1	0	1	0	0	6	1.3
CAMERON	12/16/21		1	0-0	.000	0-0	.000	0-0	.000	0	0	0	0.7	0	0	0	0	0	0	1.1
at Tex. A&M-Kingsville	12/31/21		6	0-0	.000	0-0	.000	0-0	.000	0	1	1	0.7	0	0	0	0	1	0	1.0
at Tex. A&M Int'l	01/02/22		4	0-0	.000	0-0	.000	0-0	.000	0	1	1	0.7	0	0	0	0	1	0	0.9
ARK.-FORT SMITH	01/06/22		11	2-3	.667	1-1	1.000	0-0	.000	0	0	0	0.7	0	1	1	0	0	5	1.3
at Tex. A&M-Commerce	01/13/22		2	0-0	.000	0-0	.000	0-0	.000	0	0	0	0.6	0	0	0	0	0	0	1.2
ST. EDWARD'S	01/20/22		10	1-1	1.000	0-0	.000	0-0	.000	0	1	1	0.6	0	0	1	0	1	2	1.2
ST. MARY'S (TX)	01/22/22		11	2-3	.667	2-3	.667	0-0	.000	0	0	0	0.6	2	0	0	0	1	6	1.5
at Angelo St.	01/27/22		7	1-3	.333	0-1	.000	0-0	.000	0	0	0	0.6	0	0	0	0	0	2	1.6
at Tex. Permian Basin	01/29/22		6	0-0	.000	0-0	.000	0-0	.000	0	0	0	0.5	0	0	0	0	0	0	1.5
OKLA. CHRISTIAN	01/31/22		10	1-1	1.000	1-1	1.000	0-0	.000	0	1	1	0.6	0	0	1	0	2	3	1.6
Totals		0	119	9-17	.529	6-11	.545	4-6	.667	0	10	10	0.6	6	4	4	0	6	28	1.6

Games played: 18
Minutes/game: 6.6
Points/game: 1.6
FG Pct: 52.9
3FG Pct: 54.5
FT Pct: 66.7

Rebounds/game: 0.6
Assists/game: 0.2
Turnovers/game: 0.2
Assist/turnover ratio: 1.0
Steals/game: 0.3

THE STAT CREW SYSTEM
Lubbock Christian Individual Game-by-Game (as of Feb 02, 2022)
All games

#20 Carli Bostwick

Opponent	Date	gs	min	Total		3-Pointers		Free throws		Rebounds				pf	a	t/o	blk	stl	pts	avg
				fg-fga	pct	3fg-fga	pct	ft-fla	pct	off	def	tot	avg							
vs Montevallo	11/05/21		1	0-0	.000	0-0	.000	0-0	.000	0	1	1	1.0	0	0	0	0	0	0	0.0
at Colo. Christian	11/12/21		2	0-0	.000	0-0	.000	0-0	.000	0	0	0	0.5	0	0	0	0	0	0	0.0
DAEMEN	11/20/21		4	1-1	1.000	0-0	.000	0-0	.000	0	0	0	0.3	1	0	1	0	1	2	0.7
vs Minn.-Crookston	11/25/21		6	0-3	.000	0-1	.000	0-0	.000	0	0	0	0.3	1	0	0	0	0	0	0.5
at Hawaii Pacific	11/26/21		3	0-1	.000	0-1	.000	0-2	.000	0	0	0	0.2	0	0	0	0	1	0	0.4
at Western N.M.	12/11/21		7	0-0	.000	0-0	.000	0-0	.000	0	0	0	0.2	0	0	1	0	0	0	0.3
ARK.-FORT SMITH	01/06/22		10	1-1	1.000	1-1	1.000	0-0	.000	0	1	1	0.3	0	1	0	0	0	3	0.7
ST. EDWARD'S	01/20/22		4	1-1	1.000	0-0	.000	4-4	1.000	0	0	0	0.3	0	0	0	0	0	6	1.4
ST. MARY'S (TX)	01/22/22		5	1-2	.500	0-0	.000	1-1	1.000	0	1	1	0.3	0	1	1	0	0	3	1.6
at Tex. Permian Basin	01/29/22		3	1-2	.500	0-1	.000	0-0	.000	0	0	0	0.3	1	0	0	0	0	2	1.6
OKLA. CHRISTIAN	01/31/22		5	0-0	.000	0-0	.000	2-2	1.000	0	0	0	0.3	0	0	0	0	0	2	1.6
Totals		0	50	5-11	.455	1-4	.250	7-9	.778	0	3	3	0.3	3	2	3	0	2	18	1.6

Games played: 11
Minutes/game: 4.5
Points/game: 1.6
FG Pct: 45.5
3FG Pct: 25.0
FT Pct: 77.8

Rebounds/game: 0.3
Assists/game: 0.2
Turnovers/game: 0.3
Assist/turnover ratio: 0.7
Steals/game: 0.2

THE STAT CREW SYSTEM
Lubbock Christian Individual Game-by-Game (as of Feb 02, 2022)
All games

#21 Allie Schulte

Opponent	Date	gs	min	Total		3-Pointers		Free throws		Rebounds				pf	a	t/o	blk	stl	pts	avg	
				fg-fga	pct	3fg-fga	pct	ft-fla	pct	off	def	tot	avg								
vs Montevallo	11/05/21	*	30	8-11	.727	3-5	.600	0-0	.000	0	5	5	5.0	0	5	2	0	2	19	19.0	
at Mont. St. Billings	11/06/21	*	34	4-10	.400	2-5	.400	6-6	1.000	1	6	7	6.0	3	3	5	0	2	16	17.5	
vs Tampa	11/07/21	*	32	3-5	.600	1-2	.500	3-4	.750	0	4	4	5.3	1	4	0	1	3	10	15.0	
at Colo. Christian	11/12/21	*	26	1-5	.200	0-3	.000	2-2	1.000	1	2	3	4.8	1	3	0	1	5	4	12.3	
vs Colorado St.-Pueblo	11/13/21	*	32	2-8	.250	0-2	.000	8-8	1.000	0	6	6	5.0	3	8	3	0	1	12	12.2	
LANDER	11/19/21	*	30	1-5	.200	0-2	.000	10-10	1.000	0	3	3	4.7	2	2	4	1	1	12	12.2	
DAEMEN	11/20/21	*	22	5-8	.625	1-2	.500	6-6	1.000	1	1	2	4.3	2	2	1	0	0	17	12.9	
vs Minn.-Crookston	11/25/21	*	19	5-12	.417	1-5	.200	1-2	.500	2	2	4	4.3	3	4	1	0	2	12	12.8	
at Hawaii Pacific	11/26/21	*	32	9-14	.643	4-7	.571	0-0	.000	0	4	4	4.2	1	6	0	0	5	22	13.8	
WEST TEX. A&M	12/07/21	*	35	3-6	.500	1-1	1.000	2-2	1.000	0	3	3	4.1	1	2	0	0	1	9	13.3	
at Western N.M.	12/11/21	*	17	3-8	.375	0-2	.000	0-0	.000	0	1	1	3.8	0	0	0	0	4	6	12.6	
CAMERON	12/16/21	*	31	2-4	.500	0-1	.000	0-0	.000	1	4	5	3.9	0	5	1	0	3	4	11.9	
at Tex. A&M-Kingsville	12/31/21	*	32	2-11	.182	1-5	.200	2-4	.500	1	0	1	3.7	1	0	2	1	7	7	11.5	
at Tex. A&M Int'l	01/02/22	*	34	7-13	.538	3-7	.429	6-8	.750	2	1	3	3.6	1	5	4	1	8	23	12.4	
ARK.-FORT SMITH	01/06/22	*	17	5-6	.833	1-2	.500	1-1	1.000	0	1	1	3.5	0	3	1	0	4	12	12.3	
at Tex. A&M-Commerce	01/13/22	*	25	5-13	.385	1-4	.250	1-1	1.000	0	3	3	3.4	4	0	2	0	3	12	12.3	
at Texas-Tyler	01/15/22	*	29	1-3	.333	1-3	.333	2-2	1.000	1	1	2	3.4	0	4	1	0	1	5	11.9	
ST. EDWARD'S	01/20/22	*	22	5-8	.625	1-1	1.000	0-0	.000	1	1	2	3.3	0	3	1	1	4	11	11.8	
ST. MARY'S (TX)	01/22/22	*	23	5-9	.556	1-3	.333	0-0	.000	2	3	5	3.4	1	8	0	0	4	11	11.8	
at Angelo St.	01/27/22	*	38	10-13	.769	0-1	.000	1-1	1.000	0	3	3	3.4	3	3	1	1	3	21	12.3	
at Tex. Permian Basin	01/29/22	*	31	7-11	.636	2-5	.400	3-4	.750	0	3	3	3.3	1	6	1	1	4	19	12.6	
OKLA. CHRISTIAN	01/31/22	*	31	6-10	.600	1-4	.250	2-2	1.000	2	5	7	3.5	1	2	2	1	7	15	12.7	
Totals			22	622	99-193	.513	25-72	.347	56-63	.889	15	62	77	3.5	29	78	32	9	74	279	12.7

Games played: 22
Minutes/game: 28.3
Points/game: 12.7
FG Pct: 51.3
3FG Pct: 34.7
FT Pct: 88.9

Rebounds/game: 3.5
Assists/game: 3.5
Turnovers/game: 1.5
Assist/turnover ratio: 2.4
Steals/game: 3.4
Blocks/game: 0.4

THE STAT CREW SYSTEM
Lubbock Christian Individual Game-by-Game (as of Feb 02, 2022)
All games

#22 Juliana Robertson

Opponent	Date	gs	min	Total		3-Pointers		Free throws		Rebounds				pf	a	t/o	blk	stl	pts	avg	
				fg-fga	pct	3fg-fga	pct	ft-fla	pct	off	def	tot	avg								
vs Montevallo	11/05/21	*	24	2-9	.222	1-3	.333	4-4	1.000	0	6	6	6.0	4	3	2	0	0	9	9.0	
at Mont. St. Billings	11/06/21	*	25	3-4	.750	0-0	.000	1-2	.500	1	4	5	5.5	5	0	4	1	0	7	8.0	
vs Tampa	11/07/21	*	34	2-6	.333	1-1	1.000	0-0	.000	1	6	7	6.0	2	1	4	0	0	5	7.0	
at Colo. Christian	11/12/21	*	26	0-5	.000	0-0	.000	0-0	.000	3	5	8	6.5	3	0	2	0	0	0	5.3	
vs Colorado St.-Pueblo	11/13/21	*	33	0-6	.000	0-4	.000	2-2	1.000	0	5	5	6.2	2	0	1	1	3	2	4.6	
LANDER	11/19/21	*	20	5-7	.714	0-1	.000	1-1	1.000	1	2	3	5.7	5	0	3	0	0	11	5.7	
DAEMEN	11/20/21	*	20	0-3	.000	0-0	.000	2-2	1.000	4	3	7	5.9	3	1	1	1	0	2	5.1	
vs Minn.-Crookston	11/25/21	*	23	4-6	.667	0-1	.000	0-0	.000	2	4	6	5.9	3	3	1	1	0	8	5.5	
at Hawaii Pacific	11/26/21	*	29	2-4	.500	0-0	.000	1-2	.500	1	12	13	6.7	4	4	3	0	1	5	5.4	
WEST TEX. A&M	12/07/21	*	34	5-9	.556	0-0	.000	1-2	.500	4	11	15	7.5	2	1	4	2	2	11	6.0	
at Western N.M.	12/11/21	*	15	2-5	.400	0-1	.000	1-2	.500	0	0	0	6.8	0	1	1	0	0	5	5.9	
CAMERON	12/16/21	*	25	5-13	.385	1-5	.200	3-4	.750	0	8	8	6.9	2	1	2	0	2	14	6.6	
at Tex. A&M-Kingsville	12/31/21	*	30	4-7	.571	0-2	.000	0-0	.000	2	6	8	7.0	2	0	2	1	1	8	6.7	
at Tex. A&M Int'l	01/02/22	*	25	1-3	.333	0-0	.000	0-0	.000	1	3	4	6.8	5	1	1	0	3	2	6.4	
ARK.-FORT SMITH	01/06/22	*	17	2-3	.667	1-1	1.000	0-0	.000	1	3	4	6.6	0	3	1	0	3	5	6.3	
at Tex. A&M-Commerce	01/13/22	*	38	5-7	.714	0-1	.000	1-2	.500	0	6	6	6.6	4	3	2	2	1	11	6.6	
at Texas-Tyler	01/15/22	*	35	4-13	.308	1-1	1.000	0-0	.000	2	16	18	7.2	1	2	2	2	1	9	6.7	
ST. EDWARD'S	01/20/22	*	24	2-6	.333	0-0	.000	2-2	1.000	1	7	8	7.3	1	4	1	4	4	6	6.7	
ST. MARY'S (TX)	01/22/22	*	14	0-3	.000	0-0	.000	0-2	.000	2	2	4	7.1	1	2	0	1	1	0	6.3	
at Angelo St.	01/27/22	*	31	2-8	.250	0-0	.000	1-1	1.000	0	4	4	7.0	4	3	1	0	4	5	6.3	
at Tex. Permian Basin	01/29/22	*	25	4-5	.800	0-0	.000	1-1	1.000	4	1	5	6.9	3	3	0	0	0	9	6.4	
OKLA. CHRISTIAN	01/31/22	*	22	4-4	1.000	0-0	.000	2-4	.500	1	6	7	6.9	3	4	2	0	1	10	6.5	
Totals			22	569	58-136	.426	5-21	.238	23-33	.697	31	120	151	6.9	59	40	40	16	27	144	6.5

Games played: 22
Minutes/game: 25.9
Points/game: 6.5
FG Pct: 42.6
3FG Pct: 23.8
FT Pct: 69.7

Rebounds/game: 6.9
Assists/game: 1.8
Turnovers/game: 1.8
Assist/turnover ratio: 1.0
Steals/game: 1.2
Blocks/game: 0.7

THE STAT CREW SYSTEM
Lubbock Christian Individual Game-by-Game (as of Feb 02, 2022)
All games

#23 Brylee Winfrey

Opponent	Date	gs	min	Total		3-Pointers		Free throws		Rebounds				pf	a	t/o	blk	stl	pts	avg
				fg-fga	pct	3fg-fga	pct	ft-fa	pct	off	def	tot	avg							
vs Montevallo	11/05/21		2	0-0	.000	0-0	.000	0-0	.000	0	0	0	0.0	0	0	1	1	0	0	0.0
at Colo. Christian	11/12/21		3	0-0	.000	0-0	.000	0-0	.000	0	0	0	0.0	0	0	1	0	0	0	0.0
DAEMEN	11/20/21		6	1-6	.167	1-3	.333	2-3	.667	0	0	0	0.0	2	0	0	0	0	5	1.7
vs Minn.-Crookston	11/25/21		8	0-3	.000	0-2	.000	2-2	1.000	0	1	1	0.3	1	1	2	0	0	2	1.8
at Hawaii Pacific	11/26/21		3	0-0	.000	0-0	.000	0-0	.000	0	2	2	0.6	2	1	0	0	0	0	1.4
at Western N.M.	12/11/21		9	0-2	.000	0-2	.000	0-0	.000	0	1	1	0.7	1	2	0	0	1	0	1.2
ARK.-FORT SMITH	01/06/22		11	1-1	1.000	0-0	.000	2-2	1.000	0	1	1	0.7	0	1	4	0	1	4	1.6
ST. EDWARD'S	01/20/22		4	0-1	.000	0-0	.000	0-0	.000	0	2	2	0.9	0	0	0	0	0	0	1.4
ST. MARY'S (TX)	01/22/22		6	0-0	.000	0-0	.000	0-0	.000	0	4	4	1.2	0	3	1	0	1	0	1.2
at Tex. Permian Basin	01/29/22		5	0-0	.000	0-0	.000	0-0	.000	1	0	1	1.2	0	0	0	0	0	0	1.1
OKLA. CHRISTIAN	01/31/22		5	0-1	.000	0-1	.000	0-0	.000	0	2	2	1.3	1	2	1	0	0	0	1.0
Totals		0	62	2-14	.143	1-8	.125	6-7	.857	1	13	14	1.3	7	10	10	1	3	11	1.0

Games played: 11
Minutes/game: 5.6
Points/game: 1.0
FG Pct: 14.3
3FG Pct: 12.5
FT Pct: 85.7

Rebounds/game: 1.3
Assists/game: 0.9
Turnovers/game: 0.9
Assist/turnover ratio: 1.0
Steals/game: 0.3
Blocks/game: 0.1

THE STAT CREW SYSTEM
Lubbock Christian Individual Game-by-Game (as of Feb 02, 2022)
All games

#30 Audrey Spurgin

Opponent	Date	gs	min	Total		3-Pointers		Free throws		Rebounds				pf	a	t/o	blk	stl	pts	avg
				fg-fga	pct	3fg-fga	pct	ft-fla	pct	off	def	tot	avg							
vs Montevallo	11/05/21		3	0-0	.000	0-0	.000	2-2	1.000	0	0	0	0.0	0	0	1	0	0	2	2.0
vs Tampa	11/07/21		1	0-0	.000	0-0	.000	0-0	.000	0	0	0	0.0	2	0	1	0	0	0	1.0
at Colo. Christian	11/12/21		2	0-1	.000	0-0	.000	0-0	.000	0	0	0	0.0	1	0	0	0	0	0	0.7
DAEMEN	11/20/21		4	0-0	.000	0-0	.000	0-0	.000	0	1	1	0.3	1	0	1	0	0	0	0.5
vs Minn.-Crookston	11/25/21		9	0-1	.000	0-0	.000	0-0	.000	0	3	3	0.8	2	0	0	1	2	0	0.4
at Hawaii Pacific	11/26/21		3	0-1	.000	0-0	.000	0-0	.000	0	0	0	0.7	0	0	0	0	0	0	0.3
at Western N.M.	12/11/21		5	0-3	.000	0-0	.000	1-2	.500	0	0	0	0.6	2	0	1	0	0	1	0.4
ARK.-FORT SMITH	01/06/22		10	1-1	1.000	0-0	.000	5-6	.833	0	3	3	0.9	2	0	2	0	0	7	1.3
ST. EDWARD'S	01/20/22		5	0-1	.000	0-0	.000	0-0	.000	0	0	0	0.8	0	0	1	0	0	0	1.1
ST. MARY'S (TX)	01/22/22		8	1-4	.250	0-0	.000	0-0	.000	1	2	3	1.0	1	0	2	0	0	2	1.2
OKLA. CHRISTIAN	01/31/22		2	0-0	.000	0-0	.000	0-0	.000	0	1	1	1.0	1	0	0	0	0	0	1.1
Totals		0	52	2-12	.167	0-0	.000	8-10	.800	1	10	11	1.0	12	0	9	1	2	12	1.1

Games played: 11
Minutes/game: 4.7
Points/game: 1.1
FG Pct: 16.7
FT Pct: 80.0

Rebounds/game: 1.0
Turnovers/game: 0.8
Steals/game: 0.2
Blocks/game: 0.1

THE STAT CREW SYSTEM
Lubbock Christian Individual Game-by-Game (as of Feb 02, 2022)
All games

#34 Whitney Cox

Opponent	Date	gs	min	Total		3-Pointers		Free throws		Rebounds				pf	a	t/o	blk	stl	pts	avg
				fg-fga	pct	3fg-fga	pct	ft-fla	pct	off	def	tot	avg							
vs Montevallo	11/05/21		6	0-2	.000	0-0	.000	0-0	.000	0	1	1	1.0	1	1	0	1	0	0	0.0
at Mont. St. Billings	11/06/21		5	0-0	.000	0-0	.000	0-0	.000	0	0	0	0.5	1	0	1	0	0	0	0.0
vs Tampa	11/07/21		4	0-1	.000	0-0	.000	0-0	.000	0	0	0	0.3	2	0	1	0	0	0	0.0
at Colo. Christian	11/12/21		6	1-2	.500	0-0	.000	1-2	.500	0	1	1	0.5	0	0	0	1	0	3	0.8
LANDER	11/19/21		4	1-1	1.000	0-0	.000	0-0	.000	0	0	0	0.4	0	0	0	1	0	2	1.0
DAEMEN	11/20/21		12	1-2	.500	0-0	.000	2-4	.500	0	2	2	0.7	4	0	1	0	1	4	1.5
vs Minn.-Crookston	11/25/21		7	0-0	.000	0-0	.000	0-2	.000	0	0	0	0.6	2	1	1	0	0	0	1.3
at Hawaii Pacific	11/26/21		3	1-1	1.000	0-0	.000	0-0	.000	0	0	0	0.5	0	0	0	0	0	2	1.4
WEST TEX. A&M	12/07/21		2	0-0	.000	0-0	.000	0-0	.000	1	0	1	0.6	1	0	0	0	0	0	1.2
at Western N.M.	12/11/21		13	0-1	.000	0-0	.000	4-4	1.000	0	4	4	0.9	1	2	1	0	0	4	1.5
CAMERON	12/16/21		3	1-3	.333	0-0	.000	0-0	.000	0	0	0	0.8	1	0	0	0	0	2	1.5
at Tex. A&M-Kingsville	12/31/21		2	0-1	.000	0-0	.000	0-0	.000	0	0	0	0.8	0	0	0	0	0	0	1.4
at Tex. A&M Int'l	01/02/22		5	1-1	1.000	0-0	.000	0-0	.000	0	2	2	0.8	1	0	1	0	0	2	1.5
ARK.-FORT SMITH	01/06/22		13	1-5	.200	0-0	.000	0-0	.000	1	3	4	1.1	1	1	3	2	0	2	1.5
at Tex. A&M-Commerce	01/13/22		1	0-0	.000	0-0	.000	0-0	.000	0	0	0	1.0	2	0	1	0	0	0	1.4
at Texas-Tyler	01/15/22		7	1-1	1.000	0-0	.000	0-0	.000	0	0	0	0.9	0	1	1	0	0	2	1.4
ST. EDWARD'S	01/20/22		11	0-1	.000	0-0	.000	0-0	.000	0	2	2	1.0	0	1	0	0	0	0	1.4
ST. MARY'S (TX)	01/22/22		10	1-5	.200	0-0	.000	0-0	.000	2	1	3	1.1	0	1	0	1	0	2	1.4
at Angelo St.	01/27/22		0	0-0	.000	0-0	.000	0-0	.000	0	1	1	1.1	0	0	0	0	0	0	1.3
at Tex. Permian Basin	01/29/22		8	2-2	1.000	0-0	.000	0-0	.000	0	1	1	1.1	2	0	0	0	1	4	1.5
OKLA. CHRISTIAN	01/31/22		10	2-3	.667	0-0	.000	0-1	.000	1	1	2	1.1	1	1	1	1	1	4	1.6
Totals		0	132	13-32	.406	0-0	.000	7-13	.538	5	19	24	1.1	20	9	12	7	3	33	1.6

Games played: 21
Minutes/game: 6.3
Points/game: 1.6
FG Pct: 40.6
FT Pct: 53.8

Rebounds/game: 1.1
Assists/game: 0.4
Turnovers/game: 0.6
Assist/turnover ratio: 0.8
Steals/game: 0.1
Blocks/game: 0.3

THE STAT CREW SYSTEM
Lubbock Christian Individual Game-by-Game (as of Feb 02, 2022)
All games

#40 Reese Schumann

Opponent	Date	gs	min	Total		3-Pointers		Free throws		Rebounds				pf	a	t/o	blk	stl	pts	avg
				fg-fga	pct	3fg-fga	pct	ft-fla	pct	off	def	tot	avg							
at Colo. Christian	11/12/21		1	0-0	.000	0-0	.000	0-0	.000	0	0	0	0.0	0	0	0	0	0	0	0.0
DAEMEN	11/20/21		4	0-0	.000	0-0	.000	0-0	.000	0	0	0	0.0	1	0	0	0	0	0	0.0
vs Minn.-Crookston	11/25/21		6	1-2	.500	0-0	.000	1-2	.500	2	3	5	1.7	2	0	0	0	0	3	1.0
at Hawaii Pacific	11/26/21		1	0-0	.000	0-0	.000	2-2	1.000	1	0	1	1.5	0	0	0	0	0	2	1.3
at Western N.M.	12/11/21		9	1-2	.500	0-0	.000	0-0	.000	1	3	4	2.0	0	0	0	0	0	2	1.4
ARK.-FORT SMITH	01/06/22		10	0-2	.000	0-0	.000	0-0	.000	2	0	2	2.0	1	0	2	0	0	0	1.2
ST. EDWARD'S	01/20/22		3	0-0	.000	0-0	.000	0-2	.000	0	0	0	1.7	1	0	0	0	0	0	1.0
ST. MARY'S (TX)	01/22/22		6	2-3	.667	0-0	.000	0-0	.000	1	0	1	1.6	0	0	0	0	0	4	1.4
OKLA. CHRISTIAN	01/31/22		2	0-0	.000	0-0	.000	0-0	.000	0	2	2	1.7	0	0	1	0	0	0	1.2
Totals		0	42	4-9	.444	0-0	.000	3-6	.500	7	8	15	1.7	5	0	3	0	0	11	1.2

Games played: 9
Minutes/game: 4.7
Points/game: 1.2
FG Pct: 44.4
FT Pct: 50.0

Rebounds/game: 1.7
Turnovers/game: 0.3

THE STAT CREW SYSTEM
Lubbock Christian Individual Game-by-Game (as of Feb 02, 2022)
All games

#TM TEAM

Opponent	Date	gs	min	Total		3-Pointers		Free throws		Rebounds				pf	a	t/o	blk	stl	pts	avg
				fg-fga	pct	3fg-fga	pct	ft-fla	pct	off	def	tot	avg							
vs Montevallo	11/05/21		0	0-0	.000	0-0	.000	0-0	.000	1	3	4	4.0	0	0	0	0	0	0	0.0
at Mont. St. Billings	11/06/21		0	0-0	.000	0-0	.000	0-0	.000	1	3	4	4.0	0	0	0	0	0	0	0.0
vs Tampa	11/07/21		0	0-0	.000	0-0	.000	0-0	.000	0	2	2	3.3	0	0	1	0	0	0	0.0
at Colo. Christian	11/12/21		0	0-0	.000	0-0	.000	0-0	.000	0	0	0	2.5	0	0	2	0	0	0	0.0
vs Colorado St.-Pueblo	11/13/21		0	0-0	.000	0-0	.000	0-0	.000	0	0	0	2.0	0	0	2	0	0	0	0.0
LANDER	11/19/21		0	0-0	.000	0-0	.000	0-0	.000	1	3	4	2.3	0	0	0	0	0	0	0.0
DAEMEN	11/20/21		0	0-0	.000	0-0	.000	0-0	.000	1	5	6	2.9	0	0	0	0	0	0	0.0
vs Minn.-Crookston	11/25/21		0	0-0	.000	0-0	.000	0-0	.000	1	0	1	2.6	0	0	1	0	0	0	0.0
at Hawaii Pacific	11/26/21		0	0-0	.000	0-0	.000	0-0	.000	1	2	3	2.7	0	0	2	0	0	0	0.0
WEST TEX. A&M	12/07/21		0	0-0	.000	0-0	.000	0-0	.000	1	3	4	2.8	0	0	0	0	0	0	0.0
at Western N.M.	12/11/21		0	0-0	.000	0-0	.000	0-0	.000	0	0	0	2.5	0	0	1	0	0	0	0.0
CAMERON	12/16/21		0	0-0	.000	0-0	.000	0-0	.000	2	3	5	2.8	0	0	0	0	0	0	0.0
at Tex. A&M-Kingsville	12/31/21		0	0-0	.000	0-0	.000	0-0	.000	0	0	0	2.5	0	0	0	0	0	0	0.0
at Tex. A&M Int'l	01/02/22		0	0-0	.000	0-0	.000	0-0	.000	0	0	0	2.4	0	0	1	0	0	0	0.0
ARK.-FORT SMITH	01/06/22		0	0-0	.000	0-0	.000	0-0	.000	1	3	4	2.5	0	0	1	0	0	0	0.0
at Tex. A&M-Commerce	01/13/22		0	0-0	.000	0-0	.000	0-0	.000	2	2	4	2.6	0	0	0	0	0	0	0.0
at Texas-Tyler	01/15/22		0	0-0	.000	0-0	.000	0-0	.000	2	5	7	2.8	0	0	3	0	0	0	0.0
ST. EDWARD'S	01/20/22		0	0-0	.000	0-0	.000	0-0	.000	1	2	3	2.8	0	0	1	0	0	0	0.0
ST. MARY'S (TX)	01/22/22		0	0-0	.000	0-0	.000	0-0	.000	3	1	4	2.9	0	0	2	0	0	0	0.0
at Angelo St.	01/27/22		0	0-0	.000	0-0	.000	0-0	.000	3	2	5	3.0	0	0	0	0	0	0	0.0
at Tex. Permian Basin	01/29/22		0	0-0	.000	0-0	.000	0-0	.000	1	3	4	3.0	0	0	2	0	0	0	0.0
OKLA. CHRISTIAN	01/31/22		0	0-0	.000	0-0	.000	0-0	.000	0	1	1	3.0	0	0	0	0	0	0	0.0
Totals		0	0	0-0	.000	0-0	.000	0-0	.000	22	43	65	3.0	0	0	19	0	0	0	0.0

Games played: 22

Rebounds/game: 3.0

Turnovers/game: 0.9

LUBBOCK CHRISTIAN UNIVERSITY WOMEN'S BASKETBALL GAME NOTES

Montevallo vs Lubbock Christian 11/05/21 3:30 pm at Billings, MT

Montevallo 55 • 0-1,0-0 Gulf Sou

#	Player	Total		3-Ptr		Rebounds			PF	TP	A TO Blk Stl				Min
		FG-FGA	FG-FGA	FT-FTA	FT-FTA	Off	Def	Tot			A	TO	Blk	Stl	
12	Shyan Flack	r	1-8	1-3	7-10	2	11	13	0	10	1	1	1	0	27
22	Savannah Lee	f	4-11	0-3	1-2	4	5	9	2	9	0	4	1	1	27
05	Marisa Snodgrass	g	2-6	1-5	0-1	1	3	4	2	5	1	4	0	1	31
11	Kiya Sain	g	4-10	0-3	0-0	2	2	4	0	8	2	0	0	0	28
23	Jordan Jones	g	2-8	0-1	0-2	1	1	2	3	4	1	2	0	0	20
01	Jennifer Andrew		0-1	0-0	3-4	0	1	1	2	3	1	1	0	0	11
02	Sara Strohmeier		0-0	0-0	0-0	0	0	0	1	0	0	0	0	0	4
03	Tiara McLeod		1-1	0-0	2-2	0	4	4	1	4	0	0	0	0	10
04	Anna Katherine Eastm		0-2	1-2	0-0	0	0	0	2	3	0	1	0	0	13
14	Leisha Steger		0-1	0-1	0-0	0	0	0	0	0	0	0	0	0	3
20	Miriam Oldacre		0-1	0-0	0-0	0	0	0	0	0	1	1	0	0	3
33	Elizabeth Hill		1-3	1-3	0-0	0	0	0	0	3	1	1	0	0	5
33	Michaela Edwards		2-4	1-1	1-3	1	1	1	0	6	0	1	0	4	18
Team						2	1	3							
Totals			18-56	5-22	14-24	13	28	41	13	55	8	16	2	6	200

1st - FG %: 3-14 21.4% 2nd: 6-17 35.3% 3rd: 3-13 23.1% 4th: 6-12 50.0% Game: 18-56 32.1% Deadball
3FG %: 1-5 20.0% 1-7 14.3% 1-5 20.0% 2-5 40.0% 5-22 22.7% Rebounds
FT %: 4-4 100.0% 2-6 33.3% 5-8 62.5% 3-6 50.0% 14-24 58.3%

Lubbock Christian 69 • 1-0,0-0 Lone Sta

#	Player	Total		3-Ptr		Rebounds			PF	TP	A TO Blk Stl				Min
		FG-FGA	FG-FGA	FT-FTA	FT-FTA	Off	Def	Tot			A	TO	Blk	Stl	
22	Juliana Robertson	r	2-9	1-3	4-4	0	6	6	4	9	3	2	0	0	24
01	Ashton Duncan	g	4-12	4-12	0-0	1	3	4	2	12	1	1	0	2	30
05	Laynee Burr	g	4-10	2-3	0-0	1	2	3	4	10	6	3	0	4	31
14	Channing Cunyus	g	3-3	2-2	0-0	1	1	2	3	8	2	1	1	1	21
21	Allie Schulte	g	8-11	3-5	0-0	0	5	5	0	19	5	2	0	2	30
00	Grace Foster		3-6	1-2	0-0	2	7	9	2	7	1	2	2	0	18
02	Maci Maddox		0-1	0-0	0-0	0	0	0	0	0	0	0	0	1	10
03	Audrey Robertson		1-4	0-1	0-0	0	0	0	1	2	0	0	0	1	16
12	Savannah Sumrall		0-0	0-0	0-0	0	0	0	0	0	0	0	0	0	2
15	Shaylee Stovall		0-1	0-1	0-0	0	0	0	1	0	0	0	0	0	6
20	Carli Bostwick		0-0	0-0	0-0	0	1	1	0	0	0	0	0	0	1
23	Brylee Winfrey		0-0	0-0	0-0	0	0	0	0	0	0	1	1	0	2
30	Audrey Spurgin		0-0	0-0	2-2	0	0	0	0	2	0	1	0	0	3
34	Whitney Cox		0-2	0-0	0-0	0	1	1	1	0	1	0	1	0	6
Team						1	3	4							
Totals			25-59	13-29	6-6	6	29	35	18	69	19	13	5	11	200

1st - FG %: 8-18 44.4% 2nd: 6-14 42.9% 3rd: 7-16 43.8% 4th: 4-11 36.4% Game: 25-59 42.4% Deadball
3FG %: 5-10 50.0% 3-7 42.9% 2-4 50.0% 3-8 37.5% 13-29 44.8% Rebounds
FT %: 0-0 0.0% 0-0 0.0% 4-4 100.0% 0-2 0.0% 6-6 100.0%

Officials: Brian Williams, Steven Landro, Aaron Haugen
Technical fouls: Montevallo-None. Lubbock Christian-None.
Attendance: 155

2021-22 Women's Basketball. Round: 0. Lubbock Christian vs Montevallo. Played

Score by periods	1st	2nd	3rd	4th	Total
Montevallo	11	15	12	17	55
Lubbock Christian	21	15	20	13	69

Lubbock Christian vs Mont. St. Billings 11/06/21 7:00 pm at Billings, MT

Lubbock Christian 67 • 2-0,0-0 Lone Sta

#	Player	Total		3-Ptr		Rebounds			PF	TP	A TO Blk Stl				Min
		FG-FGA	FG-FGA	FT-FTA	FT-FTA	Off	Def	Tot			A	TO	Blk	Stl	
22	Juliana Robertson	r	3-4	0-0	1-2	1	4	5	5	7	0	4	1	0	25
01	Ashton Duncan	g	7-11	3-6	5-6	1	4	5	2	22	2	0	0	2	37
05	Laynee Burr	g	1-6	0-2	3-6	1	1	2	1	5	3	0	0	2	36
14	Channing Cunyus	g	5-11	2-5	0-0	0	1	1	0	12	2	1	0	3	35
21	Allie Schulte	g	4-10	2-5	6-6	1	6	7	3	16	3	5	0	2	34
00	Grace Foster		0-0	0-0	0-0	0	1	1	0	0	0	2	0	0	7
03	Audrey Robertson		2-4	0-1	1-1	0	0	0	0	5	0	0	0	0	21
34	Whitney Cox		0-0	0-0	0-0	0	0	0	1	0	0	1	0	0	5
Team						1	3	4							
Totals			22-46	7-19	16-21	5	20	25	12	67	10	13	1	9	200

1st - FG %: 3-14 21.4% 2nd: 9-13 69.2% 3rd: 5-11 45.5% 4th: 5-8 62.5% Game: 22-46 47.8% Deadball
3FG %: 2-8 25.0% 3-5 60.0% 1-4 25.0% 1-2 50.0% 7-19 36.8% Rebounds
FT %: 0-0 0.0% 7-7 100.0% 1-4 25.0% 6-10 60.0% 16-21 76.2%

Mont. St. Billings 61 • 1-1,0-0 Great No

#	Player	Total		3-Ptr		Rebounds			PF	TP	A TO Blk Stl				Min
		FG-FGA	FG-FGA	FT-FTA	FT-FTA	Off	Def	Tot			A	TO	Blk	Stl	
22	Cariann Kunkel	r	2-6	0-1	2-2	2	6	8	1	6	4	5	0	1	28
22	Taryn Shelley	r	7-13	0-1	0-0	3	8	11	2	14	2	4	0	0	30
12	Shayla Montague	g	3-10	2-8	0-0	0	2	2	2	8	1	0	0	2	31
21	Danielle Zahn	g	3-7	2-4	0-0	0	1	1	2	8	5	4	0	1	28
25	Addison Gardner	g	1-3	1-3	2-2	0	1	1	1	5	0	2	0	0	21
02	Skyler Patton		1-3	1-1	2-2	0	0	0	2	5	4	1	0	0	12
14	Kortney Nelson		5-5	0-0	0-0	2	2	4	3	10	1	0	0	0	25
30	Dyauni Boyce		1-4	1-1	2-2	1	1	2	5	5	1	0	0	0	21
33	Natalie Andreas		0-0	0-0	0-0	0	0	0	0	0	0	0	0	0	3
34	Shannon Reny		0-0	0-0	0-0	0	0	0	2	0	0	0	0	0	1
Team						0	0	0							
Totals			23-51	7-19	8-8	8	21	29	20	61	18	18	0	4	200

1st - FG %: 7-13 53.8% 2nd: 5-12 41.7% 3rd: 6-15 40.0% 4th: 5-11 45.5% Game: 23-51 45.1% Deadball
3FG %: 1-2 50.0% 2-4 50.0% 2-7 28.6% 2-6 33.3% 7-19 36.8% Rebounds
FT %: 2-2 100.0% 2-2 100.0% 2-2 100.0% 8-8 100.0% 0,1

Officials: Craig Thompson, Aaron Haugen, Gretchen Fowell
Technical fouls: Lubbock Christian-None. Mont. St. Billings-None.
Attendance: 397

2021-22 Women's Basketball. Round: 0. Lubbock Christian vs Mont. St. Billings.

Score by periods	1st	2nd	3rd	4th	Total
Lubbock Christian	8	28	14	17	67
Mont. St. Billings	17	14	16	14	61

Lubbock Christian vs Tampa 11/07/21 4:15 pm at Billings, MT

Lubbock Christian 56 • 3-0,0-0 Lone Sta

#	Player	Total		3-Ptr		Rebounds			PF	TP	A TO Blk Stl				Min
		FG-FGA	FG-FGA	FT-FTA	FT-FTA	Off	Def	Tot			A	TO	Blk	Stl	
22	Juliana Robertson	r	2-6	1-1	0-0	1	6	7	2	5	1	4	0	0	34
01	Ashton Duncan	g	4-9	2-7	0-0	0	2	2	0	10	2	1	0	0	31
05	Laynee Burr	g	6-10	2-4	4-4	0	3	3	3	18	2	1	0	1	33
14	Channing Cunyus	g	1-4	0-3	0-0	1	4	5	1	2	2	1	0	1	25
21	Allie Schulte	g	3-5	1-2	3-4	0	4	4	1	10	4	0	1	3	32
00	Grace Foster		4-7	2-5	0-1	1	1	2	2	10	0	3	1	1	19
02	Maci Maddox		0-0	0-0	0-0	0	0	0	0	0	1	0	0	0	5
03	Audrey Robertson		0-2	0-1	1-2	0	1	1	1	1	1	1	0	0	13
15	Shaylee Stovall		0-0	0-0	0-0	0	0	0	0	0	0	0	0	0	3
30	Audrey Spurgin		0-0	0-0	0-0	0	0	0	2	0	0	1	0	0	1
34	Whitney Cox		0-1	0-0	0-0	0	0	0	2	0	0	1	0	0	4
Team						0	2	2							
Totals			20-44	8-23	8-11	3	23	26	14	56	13	14	2	6	200

1st - FG %: 4-11 36.4% 2nd: 5-13 38.5% 3rd: 5-9 55.6% 4th: 6-11 54.5% Game: 20-44 45.5% Deadball
3FG %: 3-8 37.5% 1-4 25.0% 3-6 50.0% 1-5 20.0% 8-23 34.8% Rebounds
FT %: 1-2 50.0% 2-3 66.7% 4-4 100.0% 8-11 72.7%

Tampa 44 • 1-2,0-0 Sunshine

#	Player	FG-FG	FG-FGA	FT-FTA	Off Def	TP	PF	A	TO	Blk	Stl	Min
13	Dori Nagy	f	5-7	0-0	0-0	1 2 3	4	10	2	3	0	31
44	Erin Antosh	f	0-0	0-0	2-2	0 1 1	2	2	1	1	0	0 4
00	Kayla Bonilla	g	2-4	2-3	0-0	0 0 0	2	6	2	2	0	0 23
05	Audrey Ramsey	g	0-4	0-1	0-0	0 0 0	0	0	0	0	0	0 13
24	Melijah Sullivan	g	5-12	0-0	2-2	1 6 7	2	12	1	3	1	0 27
01	Mya Giusto		2-4	1-2	0-0	0 2 2	2	5	1	2	0	0 22
02	Aliyah Abney		0-4	0-1	1-2	0 3 3	0	1	0	0	0	1 18
25	Terri Battle		1-3	0-0	0-0	1 1 2	3	2	1	2	0	1 26
30	Silva Ferreiros		0-0	0-0	0-0	0 0 0	0	0	0	0	0	0 1
32	Danielle Delano		0-2	0-2	0-0	0 1 1	0	0	1	1	0	0 10
33	Eleanor Marciszewsk		2-3	2-2	0-0	0 3 3	0	6	3	2	0	1 24
35	Rory O'Hara		0-0	0-0	0-0	0 0 0	0	0	0	0	0	0 1
	Team					1 1 2			1			
Totals			17-43	5-11	5-6	4 20 24	15	44	12	17	1 3	200

LUBBOCK CHRISTIAN UNIVERSITY WOMEN'S BASKETBALL GAME NOTES

Lubbock Christian vs Colorado St.-Pueblo 11/13/21 11:00 am at Lakewood, CO

Lubbock Christian 56 • 4-1,0-0 Lone Sta

#	Player	Total		3-Ptr		Rebounds			PF	TP	A TO		Blk	Stl	Min
		FG-FGA	FG-FGA	FT-FTA	FT-FTA	Off	Def	Tot							
22	Juliana Robertson	f	0-6	0-4	2-2	0	5	5	2	2	0	1	1	3	33
01	Ashton Duncan	g	8-14	4-8	0-0	0	4	4	0	20	0	2	0	0	36
05	Layne Burr	g	0-3	0-1	2-2	0	2	2	4	2	0	1	1	0	31
14	Channing Cunyus	g	4-9	2-4	1-2	0	1	1	3	11	0	3	1	2	29
21	Allie Schulte	g	2-8	0-2	8-8	0	6	6	3	12	8	3	0	1	32
00	Grace Foster		2-4	0-0	0-0	0	5	5	0	4	0	1	0	1	19
02	Maci Maddox		0-0	0-0	0-0	0	0	0	0	0	0	0	0	0	3
03	Audrey Robertson		2-7	0-2	1-2	0	0	0	1	5	0	1	0	2	17
15	Shaylee Stovall		0-0	0-0	0-0	0	0	0	0	0	0	0	0	0	0+
Team						0	0	0			2				
Totals			18-51	6-21	14-16	0	23	23	13	56	8	14	3	9	200
1st - FG %:		4-16	25.0%	2nd: 5-13	38.5%	3rd: 6-10	60.0%	4th: 3-12	25.0%	Game: 18-51	35.3%	Deadball			
3FG %:		1-6	16.7%	3-5	60.0%	1-4	25.0%	1-6	16.7%	6-21	28.6%	Rebounds			
FT %:		2-2	100.0%	4-6	66.7%	4-4	100.0%	4-4	100.0%	14-16	87.5%	5,4			

Colorado St.-Pueblo 64 • 1-1,0-0 RMAC

#	Player	Total		3-Ptr		Rebounds			PF	TP	A TO		Blk	Stl	Min
		FG-FGA	FG-FGA	FT-FTA	FT-FTA	Off	Def	Tot							
23	Alisha Davis	f	7-17	2-3	2-2	5	7	12	2	18	1	0	1	3	31
00	Ro Dominguez	g	2-9	1-6	0-0	0	7	7	2	5	1	3	0	2	28
02	Ja'Naiya Davis	g	3-6	1-3	6-7	1	2	3	1	13	3	1	1	2	28
13	Tomia Johnson	g	5-14	4-9	0-1	0	5	5	3	14	1	2	0	1	27
21	Kansas Watts	g	1-4	0-0	2-2	4	4	8	2	4	1	2	1	0	28
03	Sydni Williams		1-2	0-1	0-0	0	3	3	1	2	1	1	0	1	12
04	Torie Bass		0-2	0-0	0-0	0	0	0	0	0	1	1	0	0	9
10	Morgan Dial		1-2	0-1	0-0	0	0	0	1	2	1	1	0	0	8
22	Amaya Lewis		3-6	0-2	0-1	1	1	2	1	6	0	1	0	1	21
34	Aubriana Noti		0-0	0-0	0-0	0	1	1	0	0	0	0	0	0	8
Team						0	0	0			1				
Totals			23-62	8-25	10-13	11	30	41	14	64	10	13	3	10	200
1st - FG %:		9-14	64.3%	2nd: 4-14	28.6%	3rd: 4-18	22.2%	4th: 6-16	37.5%	Game: 23-62	37.1%	Deadball			
3FG %:		3-5	60.0%	1-7	14.3%	1-7	14.3%	3-6	50.0%	8-25	32.0%	Rebounds			
FT %:		1-1	100.0%	0-1	0.0%	2-3	66.7%	7-8	87.5%	10-13	76.9%	4			

Officials: Amirah Leonard,Alex Gebers,Kevin Kizewski
Technical fouls: Lubbock Christian-None. Colorado St.-Pueblo-None.
Attendance: 150
2021-22 Women's Basketball. Round: 0. Colorado St.-Pueblo vs Lubbock Christian

Score by periods	1st	2nd	3rd	4th	Total
Lubbock Christian	11	17	17	11	56
Colorado St.-Pueblo	22	9	11	22	64

Lander vs Lubbock Christian 11/19/21 7:00 pm at Lubbock, TX

Lander 72 • 2-1,0-0 Peach Be

#	Player	Total		3-Ptr		Rebounds			PF	TP	A TO		Blk	Stl	Min
		FG-FGA	FG-FGA	FT-FTA	FT-FTA	Off	Def	Tot							
21	Makaila Cange	f	5-8	0-0	3-5	7	3	10	4	13	0	2	0	4	24
05	Miriam Recarte	c	5-14	1-3	0-0	4	1	5	2	11	2	1	2	0	30
01	Amiaya Melvins	g	1-6	0-0	0-2	3	3	6	4	2	1	3	0	2	29
04	Sarah Crews	g	1-4	1-3	0-0	3	2	5	3	2	1	0	1	1	30
11	Zamiya Passmore	g	10-19	2-8	5-6	0	1	1	4	27	7	5	0	1	37
02	Vashae Rideout		1-4	0-2	0-0	0	0	0	3	2	1	1	0	0	11
03	Aniaya Jester		3-9	2-4	6-8	3	5	8	2	14	0	2	0	2	34
10	Jakiyah Parker		0-0	0-0	0-0	0	0	0	0	0	0	2	0	0	5
Team						2	3	5							
Totals			26-64	6-20	14-21	22	18	40	24	72	13	17	2	10	200
1st - FG %:		6-15	40.0%	2nd: 8-18	44.4%	3rd: 7-19	36.8%	4th: 5-12	41.7%	Game: 26-64	40.6%	Deadball			
3FG %:		1-4	25.0%	1-5	20.0%	2-6	33.3%	2-5	40.0%	6-20	30.0%	Rebounds			
FT %:		1-2	50.0%	6-9	66.7%	5-6	83.3%	2-4	50.0%	14-21	66.7%	2			

Lubbock Christian 76 • 5-1,0-0 Lone Sta

#	Player	Total		3-Ptr		Rebounds			PF	TP	A TO		Blk	Stl	Min
		FG-FGA	FG-FGA	FT-FTA	FT-FTA	Off	Def	Tot							
22	Juliana Robertson	f	5-7	0-1	1-1	1	2	3	5	11	0	3	0	0	20
01	Ashton Duncan	g	2-6	1-4	2-2	0	1	1	2	7	1	1	0	0	35
05	Layne Burr	g	3-5	0-1	4-4	1	3	4	10	5	1	0	0	0	29
14	Channing Cunyus	g	3-6	1-4	4-4	1	3	4	11	2	1	0	1	1	26
21	Allie Schulte	g	1-5	0-2	10-10	0	3	3	12	2	4	1	1	1	30
00	Grace Foster		2-5	1-1	2-2	2	6	8	1	7	0	4	2	0	19
02	Maci Maddox		1-1	0-0	2-2	0	0	0	1	4	0	1	0	1	12
03	Audrey Robertson		3-9	1-3	5-6	1	0	1	12	0	1	1	1	1	25
34	Whitney Cox		1-1	0-0	0-0	0	0	0	2	0	0	1	1	0	4
Team						1	3	4							
Totals			21-45	4-16	30-31	7	21	28	17	76	10	16	5	4	200
1st - FG %:		5-10	50.0%	2nd: 6-13	46.2%	3rd: 5-12	41.7%	4th: 5-10	50.0%	Game: 21-45	46.7%	Deadball			
3FG %:		1-4	25.0%	2-7	28.6%	1-2	50.0%	0-3	0.0%	4-16	25.0%	Rebounds			
FT %:		1-2	50.0%	6-6	100.0%	10-10	100.0%	12-12	100.0%	30-31	96.8%	0			

Officials: Laura Dominguez,Corey Malone,Chet Martin
Technical fouls: Lander-None. Lubbock Christian-None.
Attendance: 612
2021-22 Women's Basketball. Round: 0. Lander vs Lubbock Christian. Played at R

Score by periods	1st	2nd	3rd	4th	Total
Lander	14	23	21	14	72
Lubbock Christian	13	20	21	22	76

Daemen vs Lubbock Christian 11/20/21 8:00 pm at Lubbock, TX

Daemen 37 • 2-2,0-0 ECC

#	Player	Total		3-Ptr		Rebounds			PF	TP	A TO		Blk	Stl	Min
		FG-FGA	FG-FGA	FT-FTA	FT-FTA	Off	Def	Tot							
15	Mickayla Ivy	f	3-9	0-2	2-4	1	1	2	4	8	1	1	0	1	21
25	Katie Titus	f	3-9	0-0	0-0	1	6	7	2	6	1	2	1	0	29
01	Tiara Filbert	g	1-8	0-4	2-2	0	4	4	2	4	1	3	0	0	32
03	Alahna Paige	g	3-7	0-0	1-2	0	5	5	2	7	3	1	0	0	29
13	Kaytlyn Matz	g	1-3	0-2	0-0	0	2	2	2	2	1	2	0	0	13
02	Maddy Stearns		0-0	0-0	0-2	0	0	0	0	0	0	0	0	0	1
04	Sydney Hvizdzak		1-5	1-5	2-2	0	4	4	2	5	0	1	1	0	27
10	Autumn Buchsenschutz		0-0	0-0	0-0	0	0	0	0	0	1	0	0	0	4
14	Sarah Cloutier		0-3	0-0	0-0	0	0	0	0	1	0	0	0	0	10
20	Alina Estrella		0-0	0-0	0-0	1	1	2	0	0	0	1	0	0	5
24	Natalie Angeletti		1-3	0-0	0-0	4	5	9	1	2	2	4	0	0	23
32	Gina Fumerelle		0-0	0-0	0-0	0	0	0	0	0	0	0	0	0	1
55	Marina Maerkl		1-2	0-0	1-4	0	1	1	3	3	0	0	0	0	7
Team						2	0	2			2				
Totals			14-49	1-13	8-16	9	29	38	19	37	10	17	2	1	202
1st - FG %:		2-11	18.2%	2nd: 3-15	20.0%	3rd: 5-12	41.7%	4th: 4-11	36.4%	Game: 14-49	28.6%	Deadball			
3FG %:		1-3	33.3%	0-3	0.0%	0-4	0.0%	1-3	7.7%	8-16	50.0%	Rebounds			
FT %:		2-2	100.0%	1-2	50.0%	2-6	33.3%	3-6	50.0%			5			

Lubbock Christian 62 • 6-1,0-0 Lone Sta

#	Player	Total		3-Ptr		Rebounds	
---	--------	-------	--	-------	--	----------	--

LUBBOCK CHRISTIAN UNIVERSITY WOMEN'S BASKETBALL GAME NOTES

Lubbock Christian vs Hawaii Pacific 11/26/21 4:00 pm at Honolulu, HI

Lubbock Christian 73 • 8-1,0-0 Lone Sta

#	Player	Total		3-Ptr		Rebounds			PF	TP	A TO Blk Stl				Min
		FG-FGA	FG-FGA	FT-FTA	FT-FTA	Off	Def	Tot			A	TO	Blk	Stl	
22	Juliana Robertson	f	2-4	0-0	1-2	1	12	13	4	5	4	3	0	1	29
01	Ashton Duncan	g	6-12	6-11	0-0	0	1	1	0	18	2	1	0	0	31
05	Laynee Burr	g	4-6	0-1	0-0	1	3	4	3	8	4	1	0	0	26
14	Channing Cunyus	g	3-5	1-1	2-2	0	4	4	1	9	1	0	0	1	25
21	Allie Schulte	g	9-14	4-7	0-0	0	4	4	1	22	6	0	0	5	32
00	Grace Foster		0-0	0-0	2-2	0	1	1	0	2	0	1	0	0	12
02	Maci Maddox		0-2	0-0	0-0	0	0	0	0	0	0	1	0	0	7
03	Audrey Robertson		1-2	0-1	0-0	0	0	0	0	2	0	1	0	0	16
12	Savannah Sumrall		1-1	0-0	0-0	0	0	0	1	2	0	2	0	0	3
15	Shaylee Stovall		0-0	0-0	1-2	0	1	1	1	1	0	0	0	0	6
20	Carli Bostwick		0-1	0-1	0-2	0	0	0	0	0	0	0	0	1	3
23	Brylee Winfrey		0-0	0-0	0-0	0	2	2	2	0	1	0	0	0	3
30	Audrey Spurgin		0-1	0-0	0-0	0	0	0	0	0	0	0	0	0	3
34	Whitney Cox		1-1	0-0	0-0	0	0	0	0	2	0	0	0	0	3
40	Reese Schumann		0-0	0-0	2-2	1	0	1	0	2	0	0	0	0	1
Team						1	2	3			2				
Totals			27-49	11-22	8-12	4	30	34	13	73	18	12	0	8	200
1st - FG %:		7-14	50.0%	2nd: 8-13	61.5%	3rd: 7-12	58.3%	4th: 5-10	50.0%	Game: 27-49	55.1%	Deadball		Rebounds	
3FG %:		3-9	33.3%	5-7	71.4%	2-2	100.0%	1-4	25.0%	11-22	50.0%	1			
FT %:		3-4	75.0%	0-0	0.0%	2-2	100.0%	3-6	50.0%	8-12	66.7%				

Hawaii Pacific 52 • 3-2,0-0 PacWest

#	Player	Total		3-Ptr		Rebounds			PF	TP	A TO Blk Stl				Min
		FG-FGA	FG-FGA	FT-FTA	FT-FTA	Off	Def	Tot			A	TO	Blk	Stl	
03	Amy Baum	g	4-11	0-4	0-2	1	8	9	1	8	5	4	0	2	38
04	Makaela Zeldenryk	g	2-11	1-8	0-0	1	1	2	2	5	0	1	1	0	35
21	Avery Cargill	g	5-11	4-8	2-2	0	2	2	1	16	0	3	0	0	38
25	Julia Razo	g	2-7	0-3	2-4	2	3	5	1	6	0	0	0	0	27
30	Tavia Rowell	g	2-10	1-3	2-2	1	1	2	2	7	1	0	0	0	25
01	Abby Wrede		0-1	0-1	0-0	0	0	0	0	0	1	0	0	0	3
02	Haley Masaki		0-0	0-0	0-0	0	1	1	1	0	1	0	0	0	6
05	Maleah Turner		0-0	0-0	0-0	0	0	0	0	0	0	0	0	0	2
11	Allison Ross		3-4	0-0	4-4	2	0	2	1	10	1	0	0	1	16
14	Jordyn Jensen		0-1	0-0	0-0	0	0	0	1	0	0	1	0	0	2
23	Ella Berge		0-1	0-1	0-0	0	2	2	3	0	0	0	0	0	6
24	Anau Tu'ivai		0-0	0-0	0-0	0	0	0	1	0	0	0	0	0	1
32	Devyn O'Brien		0-0	0-0	0-0	0	1	1	0	0	0	0	0	0	1
Team						4	2	6			1				
Totals			18-57	6-28	10-14	11	21	32	14	52	9	10	1	3	200
1st - FG %:		5-15	33.3%	2nd: 3-13	23.1%	3rd: 8-16	50.0%	4th: 2-13	15.4%	Game: 18-57	31.6%	Deadball		Rebounds	
3FG %:		2-8	25.0%	1-5	20.0%	1-7	14.3%	6-6	100.0%	6-28	21.4%	2			
FT %:		0-2	0.0%	2-2	100.0%	2-2	100.0%			10-14	71.4%				

Officials: Steve Piercy,Pete Arceo,Tim Tamashiro
Technical fouls: Lubbock Christian-Laynee Burr. Hawaii Pacific-None.
Attendance: 152
2021-22 Women's Basketball. Round: 0. Hawaii Pacific vs Lubbock Christian. Pla

Score by periods	1st	2nd	3rd	4th	Total
Lubbock Christian	20	21	18	14	73
Hawaii Pacific	12	10	19	11	52

Lubbock Christian vs Western N.M. 12/11/21 2:00 pm at Silver City, NM

Lubbock Christian 67 • 10-1,0-0 Lone Sta

#	Player	Total		3-Ptr		Rebounds			PF	TP	A TO Blk Stl				Min
		FG-FGA	FG-FGA	FT-FTA	FT-FTA	Off	Def	Tot			A	TO	Blk	Stl	
22	Juliana Robertson	f	2-5	0-1	1-2	0	0	0	0	5	1	1	0	0	15
01	Ashton Duncan	g	3-6	1-3	0-0	1	3	4	1	7	0	0	1	1	18
05	Laynee Burr	g	4-7	0-1	0-0	1	1	2	0	8	2	0	0	2	19
14	Channing Cunyus	g	2-5	2-2	0-0	1	0	1	1	6	1	1	0	3	21
21	Allie Schulte	g	3-8	0-2	0-0	0	1	1	0	6	0	0	0	4	17
00	Grace Foster		4-6	2-2	1-2	0	1	1	1	11	2	1	1	0	14
02	Maci Maddox		1-4	0-1	0-0	0	2	2	1	2	2	0	0	2	18
03	Audrey Robertson		4-5	1-1	0-0	0	2	2	9	0	0	0	0	1	13
12	Savannah Sumrall		0-1	0-0	0-0	0	1	1	1	0	0	0	0	1	9
15	Shaylee Stovall		2-3	2-3	0-0	0	0	0	1	6	0	1	0	0	13
20	Carli Bostwick		0-0	0-0	0-0	0	0	0	0	0	0	1	0	0	7
23	Brylee Winfrey		0-2	0-2	0-0	0	1	1	1	0	2	0	0	0	9
30	Audrey Spurgin		0-3	0-0	1-2	0	0	0	2	1	0	1	0	0	5
34	Whitney Cox		0-1	0-0	4-4	0	4	4	1	4	2	1	0	0	13
40	Reese Schumann		1-2	0-0	0-0	1	3	4	0	2	0	0	0	0	9
Team						0	0	0			1				
Totals			26-58	8-18	7-10	4	19	23	12	67	12	8	2	15	200
1st - FG %:		9-16	56.3%	2nd: 9-17	52.9%	3rd: 4-13	30.8%	4th: 4-12	33.3%	Game: 26-58	44.8%	Deadball		Rebounds	
3FG %:		1-3	33.3%	4-7	57.1%	0-3	0.0%	3-5	60.0%	8-18	44.4%	5,5			
FT %:		1-2	50.0%	0-0	0.0%	4-4	100.0%	2-4	50.0%	7-10	70.0%				

Western N.M. 39 • 3-4,0-0 Lone Sta

#	Player	Total		3-Ptr		Rebounds			PF	TP	A TO Blk Stl				Min
		FG-FGA	FG-FGA	FT-FTA	FT-FTA	Off	Def	Tot			A	TO	Blk	Stl	
03	Zyan Smith	f	3-10	0-2	2-2	0	5	5	0	8	2	3	0	0	33
24	Destiney Johnson	f	0-6	0-0	2-2	1	6	7	3	2	1	1	0	1	28
05	Alina Simon	g	2-3	1-2	0-0	0	3	4	0	5	0	4	0	0	22
10	Cassandra Vickery	g	1-4	1-1	0-0	1	0	1	4	3	0	1	0	0	20
23	Abigail Walter	g	2-6	1-4	0-0	1	2	3	0	5	3	5	0	0	29
04	Cynaye Bobbitt	g	0-1	0-1	0-0	0	0	0	0	0	0	0	0	0	2
12	Myla Lee		4-8	0-2	0-1	0	3	3	1	8	1	5	0	2	24
21	Olivia Lee		3-5	0-0	0-1	1	4	5	4	6	1	1	0	0	22
31	Bria Reed		0-0	0-0	0-0	0	0	0	0	0	0	0	0	0	5
32	Kaela Chavez		1-3	0-2	0-0	0	1	1	0	2	0	2	0	1	15
Team						0	0	0			1				
Totals			16-46	3-14	4-6	5	24	29	12	39	8	23	0	4	200
1st - FG %:		4-12	33.3%	2nd: 3-12	25.0%	3rd: 5-12	41.7%	4th: 4-10	40.0%	Game: 16-46	34.8%	Deadball		Rebounds	
3FG %:		1-3	33.3%	0-1	0.0%	1-5	20.0%	1-5	20.0%	3-14	21.4%	3,2			
FT %:		0-1	0.0%	0-0	0.0%	2-3	66.7%	2-2	100.0%	4-6	66.7%				

Officials: R Skottrro,A Avrumi,T Clark
Technical fouls: Lubbock Christian-None. Western N.M.-None.
Attendance: 126
2021-22 Women's Basketball. Round: 0. Lubbock Christian vs Western N.M.. Playe

Score by periods	1st	2nd	3rd	4th	Total
Lubbock Christian	20	22	12	13	67
Western N.M.	9	6	13	11	39

West Tex. A&M vs Lubbock Christian 12/07/21 6:00 pm at Lubbock, TX

West Tex. A&M 49 • 6-6,0-0 Lone Sta

#	Player		Total		3-Ptr		Rebounds			PF	TP	A TO Blk Stl				Min
			FG-FGA	FG-FGA	FT-FTA	FT-FTA	Off	Def	Tot			A	TO	Blk	Stl	
21	Alivia Lewis	f	5-10	0-0	2-3	1	7	8	3	12	0	6	0	1	29	
33	Jayla Burgess	f	3-7	0-1	2-2	3	4	7	0	8	2	3	0	0	36	
11	Zamorye Roberts	g	3-16	0-6	0-2	1	6	7	1	6	4	2	1	0	33	
23	Karley Motschenbache	g	3-6	0-2	3-4	4	3	7	1	9	1	1	0	5	37	
30	Lauren Taylor	g	2-3	1-2	3-4	0	1	1	3	8	0	1	0	1	29	
03	Haylei Janssens		2-5	2-3	0-0	0	2	2	1	6	0	0	0	0	15	
05	McKauley Gregory		0-1	0-0	0-0	0	0	0	1	0	0	0	0	0	2	
14	Taylor Williams		0-3	0-1	0-0	0	0	0	1	0	1	0	0	0	16	
24	Jillian Sowell		0-0	0-0	0-0	0	0	0	0	0	0	0	0	0	3	
	Team		18-51	0-0	10-15	1	2	3	11	49		1		1	200	
	Totals				3-15	10	25	35	11	49	18-51	35-31	7	200		
1st:	FG %:	9-12	66.7%	2nd:	1-12	8.3%	3rd:	5-14	35.7%	4th:	4-13	30.8%	Game:	18-51	35.3%	Deadball
	3FG %:	2-3	66.7%		0-5	0.0%		1-5	20.0%		0-2	0.0%		3-15	20.0%	Rebounds
	FT %:	4-5	80.0%		1-4	25.0%		3-3	100.0%		2-3	66.7%		10-15	66.7%	2

LUBBOCK CHRISTIAN UNIVERSITY WOMEN'S BASKETBALL GAME NOTES

Lubbock Christian vs Tex. A&M-Kingsville 12/31/21 2:00 pm at Kingsville, TX

Lubbock Christian 42 • 11-2,0-1 Lone Ste

#	Player		Total			3-Ptr			Rebounds			PF	TP	A	TO	Blk	Stl	Min
			FG-FGA	FG-FGA	FT-FTA	Off	Def	Tot	Off	Def	Tot							
22	Juliana Robertson	f	4-7	0-2	0-0	2	6	8	2	8	0	2	1	1	30			
01	Ashton Duncan	g	1-13	0-11	1-2	0	6	6	2	3	1	1	0	1	32			
05	Layne Burr	g	4-6	0-1	1-2	3	2	5	4	9	3	1	0	2	30			
14	Channing Cunyus	g	2-6	1-4	1-2	1	1	2	1	6	0	3	1	1	24			
21	Allie Schulte	g	2-11	1-5	2-4	1	0	1	1	7	0	2	1	1	32			
00	Grace Foster		1-4	1-3	1-2	0	0	0	1	4	1	0	0	0	15			
02	Maci Maddox		0-1	0-0	0-0	0	0	0	0	0	0	0	0	1	9			
03	Audrey Robertson		1-2	1-2	2-2	0	0	0	1	5	1	4	0	1	20			
15	Shaylee Stovall		0-0	0-0	0-0	0	1	1	0	0	0	0	0	1	6			
34	Whitney Cox		0-1	0-0	0-0	0	0	0	0	0	0	0	0	0	2			
	Team					0	0	0										
Totals			15-51	4-28	8-14	7	16	23	12	42	6	13	3	15	200			
1st			FG %:	4-10	40.0%	2nd:	5-17	29.4%	3rd:	2-10	20.0%	4th:	4-14	28.6%	Game:	15-51	29.4%	Deadball
			3FG %:	2-5	40.0%		1-9	11.1%		1-6	16.7%		0-8	0.0%		4-28	14.3%	Rebounds
			FT %:	1-1	100.0%		1-4	25.0%		2-2	100.0%		4-7	57.1%		8-14	57.1%	2,1

Tex. A&M-Kingsville 59 • 7-4,1-0 Lone Sta

#	Player	Total		3-Ptr		Rebounds			PF	TP	A	TO	Blk	Stl	Min
		FG-FGA	FG-FGA	FT-FTA	Off	Def	Tot								
20	Georgia Ohiaeri	f	1-2	0-0	1-2	1	1	2	2	3	0	4	1	1	22
23	Devon Williams	f	4-5	0-0	0-2	1	8	9	2	8	0	2	1	2	20
10	Mia Rivers	g	1-1	0-0	3-4	0	2	2	1	5	6	5	0	2	33
11	Kryslyn Jones	g	4-9	2-4	0-0	0	6	6	3	10	1	2	0	2	24
24	Jayde Tschritter	g	5-10	4-6	2-2	1	2	3	1	16	0	4	0	1	35
03	Brianna Pena	g	3-7	0-1	0-0	0	6	6	0	6	3	3	0	0	28
22	Anastacia Mickens	g	3-4	0-1	0-1	1	3	4	2	6	0	0	0	0	18
35	Janessa Payne	g	1-3	1-3	2-2	0	3	3	2	5	2	0	0	0	15
41	Veyda Lake	g	0-0	0-0	0-0	0	0	0	0	0	1	0	0	0	5
Team						0	2	2							
Totals			22-41	7-15	8-13	4	33	37	13	59	13	20	2	8	200
1st - FG %:		6-11	54.5%	2nd: 6-12	50.0%	3rd: 6-11	54.5%	4th: 4-7	57.1%	Game: 22-41	53.7%	Deadball			
3FG %:		1-3	33.3%	3-5	60.0%	1-3	33.3%	1-3	33.3%	7-15	46.7%	Rebounds			
FT %:		2-3	66.7%	1-2	50.0%	0-0	0.0%	5-8	62.5%	8-13	61.5%	3			

Officials: Technical fouls: Lubbock Christian-None. Tex. A&M-Kingsville-None.
Attendance: 129
2021-22 Women's Basketball. Round: 0. Lubbock Christian vs Tex. A&M-Kingsville

Score by periods	1st	2nd	3rd	4th	Total
Lubbock Christian	11	12	7	12	42
Tex. A&M-Kingsville	15	16	14	14	59

Lubbock Christian vs Tex. A&M Int'l 01/02/22 1:00 pm at Laredo, TX

Lubbock Christian 62 • 12-2,1-1 Lone Ste

#	Player	Total			3-Ptr		Rebounds			PF	TP	A	TO	Blk	Stl	Min
		FG-FGA	FG-FGA	FT-FTA	Off	Def	Tot	Off	Def							
22	Juliana Robertson	f	1-3	0-0	0-0	1	3	4	5	2	1	1	0	3	25	
01	Ashton Duncan	g	5-18	4-16	2-2	0	1	1	1	16	3	2	0	1	37	
05	Layne Burr	g	1-6	0-2	1-2	0	4	4	1	3	1	1	0	1	28	
14	Channing Cunyus	g	4-8	1-3	0-0	2	5	7	3	9	5	0	0	4	33	
21	Allie Schulte	g	7-13	3-7	6-8	2	1	3	1	23	5	4	1	8	34	
00	Grace Foster		1-3	0-1	0-0	1	1	2	5	2	0	2	2	1	14	
02	Maci Maddox		0-0	0-0	0-0	0	0	0	0	0	0	1	0	0	4	
03	Audrey Robertson		2-3	0-1	1-2	2	0	2	1	5	2	2	1	2	16	
15	Shaylee Stovall		0-0	0-0	0-0	0	1	1	0	0	0	0	0	1	4	
34	Whitney Cox		1-1	0-0	0-0	0	2	2	1	2	0	1	0	0	5	
	Team						0	0	0			1				
Totals			22-55	8-30	10-14	8	18	26	18	62	17	15	4	21	200	
1st	FG %:	7-12	58.3%	2nd:	5-13	38.5%	3rd:	3-17	17.6%	4th:	7-13	53.8%	Game:	22-55	40.0%	Deadball
	3FG %:	4-7	57.1%		1-7	14.3%		2-12	16.7%		1-4	25.0%		8-30	26.7%	Rebounds
	FT %:	2-3	66.7%		2-2	100.0%		3-5	60.0%		3-4	75.0%		10-14	71.4%	4,1

Tex. A&M Int'l 48 • 10-2,1-1 Lone Ste

#	Player		Total			3-Ptr		Rebounds			PF	TP	A	TO	Blk	Stl	Min
			FG-FGA	FG-FGA	FT-FTA	Off	Def	Tot	Off	Def							
10	Eva Langton	f	5-10	3-5	0-0	3	4	7	1	13	4	5	0	1	40		
13	Clara Fernandez	f	6-9	1-2	0-0	1	8	9	0	13	1	1	0	1	40		
23	Raiana Brown	f	2-13	0-0	6-13	2	4	6	2	10	2	7	0	2	33		
12	Emily Swiercz	g	1-6	0-3	3-3	1	2	3	2	5	2	7	1	2	39		
32	Kayla Presley	g	1-3	0-1	1-2	1	4	5	4	3	3	3	0	2	33		
21	Audry Hornaday		1-1	1-1	0-0	0	0	0	2	3	0	3	0	1	10		
35	Sophia Haberer		0-3	0-0	1-2	0	1	1	0	1	0	0	0	0	5		
Team																	
Totals				16-45	5-12	11-20	8	23	31	11	48	12	26	1	9	200	
1st - FG %:			4-10	40.0%	2nd: 4-10	40.0%	3rd: 4-12	33.3%	4th: 4-13	30.8%	Game: 16-45		35.6%	Deadball			
3FG %:			2-4	50.0%	1-2	50.0%	1-3	33.3%	1-3	33.3%	5-12		41.7%	Rebounds			
FT %:			0-0	0.0%	2-3	66.7%	4-9	44.4%	5-8	62.5%	11-20		55.0%	11,2			

Officials: Jeff Russo,Fred Stubing,Jennifer White
Technical fouls: Lubbock Christian-None. Tex. A&M Int'l-TEAM.
Attendance: 120
2021-22 Women's Basketball. Round: 0. Lubbock Christian vs Tex. A&M Int'l. Pla

Score by periods	1st	2nd	3rd	4th	Total
Lubbock Christian	20	13	11	18	62
Tex. A&M Int'l	10	11	13	14	48

Ark.-Fort Smith vs Lubbock Christian 01/06/22 5:30 pm at Lubbock, TX

Ark.-Fort Smith 34 • 2-10,0-3 Lone Ste

#	Player		Total			3-Ptr	Rebounds					PF	TP	A	TO	Blk	Stl	Min
			FG-FGA	FG-FGA	FT-FTA	Off	Def	Tot	Off	Def	Tot							
24	Laurissa Campbell	f	0-0	0-0	0-0	0	2	2	3	0	0	2	0	2	0	2	17	
12	Mar'Shalia Lollie	c	0-1	0-1	0-0	0	2	2	1	0	1	4	0	0	0	19		
02	Paige Elston	g	4-10	1-3	0-0	1	1	2	2	9	1	5	0	2	25			
11	Ashanti Eden	g	3-6	0-0	0-0	0	3	3	0	6	0	1	0	1	20			
25	Riley Hayes	g	0-3	0-2	0-0	0	0	0	0	0	2	0	0	0	28			
00	Shania Wilson		1-5	0-0	1-2	3	3	6	1	3	0	1	0	0	19			
03	Nya Stewart		2-6	1-3	2-4	0	1	1	1	7	0	1	0	2	17			
10	Rebecca Christodoulo		4-7	0-0	0-0	0	3	3	1	8	1	1	0	0	21			
15	Kalina Foster		0-3	0-0	0-0	0	0	0	0	0	0	2	0	1	13			
20	Cacie Gorman		0-1	0-0	1-2	0	0	0	1	1	0	0	0	0	5			
22	Dala Allen		0-0	0-0	0-0	0	0	0	2	0	4	0	0	7				
35	Tyauna Vaughn		0-0	0-0	0-0	0	0	0	0	0	3	0	0	9				
Team						1	0	1			1							
Totals				14-42	2-9	4-8	5	15	20	12	34	5	25	0	8	200		
1st - FG %:			1-9	11.1%	2nd: 2-12	16.7%	3rd: 4-9	44.4%	4th: 7-12	58.3%	Game: 14-42		33.3%	Deadball				
3FG %:			0-2	0.0%	1-3	33.3%	1-3	33.3%	3-6	50.0%	2-9		22.2%	Rebounds				
FT %:			0-0	0.0%	0-0	0.0%	1-2	50.0%	3-6	50.0%	4-8		50.0%	4				

Lubbock Christian 71 • 13-2,2-1 Lone Ste

#	Player	Total			3-Ptr			Rebounds			PF	TP	A	TO	Blk	Stl	Min
---	--------	-------	--	--	-------	--	--	----------	--	--	----	----	---	----	-----	-----	-----

Score by periods	1st	2nd	3rd	4th	Total
Lubbock Christian	17	15	12	13	57
Texas-Tyler	8	10	8	11	37

St. Edward's vs Lubbock Christian																			
01/20/22 5:30 pm at Lubbock, TX																			
St. Edward's 44 • 9-8,2-4 Lone Sta																			
## Player		Total			3-Ptr		Rebounds				PF		TP		A TO Blk Stl				Min
		FG-F	FGA-F	FT-FTA	Off	Def	Tot												
22	McCall Hampton	f	4-8	0-2	0-0	0	2	2	1	8	0	3	0	0	15				
23	Sammie Dufek	c	0-1	0-0	0-0	2	4	3	0	1	1	2	0	23					
04	Morgan Galt	f	2-7	0-2	0-0	2	5	1	4	0	3	0	0	27					
05	Taylor Cockerill	g	3-6	0-2	0-0	2	2	4	1	6	2	0	0	26					
14	Lauren Catherman	g	2-10	0-3	2-2	2	0	2	1	6	3	4	0	33					
01	Matilda Soric		1-2	1-2	0-0	0	0	0	4	3	1	0	0	12					
02	Ronnie Cantu		0-2	0-2	0-0	0	3	3	1	0	2	0	0	14					
12	Ainsley Thunell		1-1	0-0	0-0	0	3	3	1	2	0	0	0	8					
15	Isabel Langenberg		2-5	1-3	0-0	0	0	0	5	0	1	0	1	13					
24	Dafne Giansesini		0-0	0-0	0-0	1	0	1	0	0	0	0	0	5					
31	Justina Chan		0-1	0-1	0-0	0	0	0	1	0	1	2	1	0					
33	Bella Muscorell		5-8	0-0	0-0	1	2	3	1	10	0	2	1	0					
	Team					3	2	5			2								
	Totals		20-51	2-17	2-2	13	19	32	15	44	10	20	4	2	200				
1st:	FG:	3-11	27.3%	2nd:	6-12	50.0%	3rd:	4-15	26.7%	4th:	7-13	53.8%	Game:	20-51	39.2%	Deadball			
	FTG:	1-6	16.7%		0-3	0.0%		0-4	0.0%		1-4	25.0%		2-17	11.8%	Rebounds			
	FT%	0-0	0.0%		0-0	0.0%		0-0	0.0%		2-2	100.0%							

Lubbock Christian 64 • 15-3-1-2 Lone St																	
		Total			3-Ptr			Rebounds									
#	Player	FG	FGA	FG%	FT	FTA	FT%	Off	Def	TP	TP%	A	T	Blk	St	Min	
22	Juliana Robertson	f	2-6	0-0	2-2			1	7	8	1	6	4	1	4	24	
01	Ashton Duncan	g	1-5	1-4	0-0			0	0	0	2	3	1	0	0	1	
05	Layne Burr	g	4-8	1-3	1-1			1	0	1	1	10	3	0	2	22	
14	Channing Cunyng	g	4-6	1-1	2-2			1	1	2	1	11	3	1	0	20	
21	Allie Schulte	g	5-8	1-1	0-0			1	1	2	0	11	3	1	1	4	
00	Grace Foster	g	3-4	1-1	0-1			3	2	5	3	7	0	2	1	0	
02	Maci Maddox		0-1	0-0	0-0			0	0	0	1	0	2	0	1	11	
03	Audrey Robertson		2-3	0-0	0-0			0	0	0	3	4	0	2	0	15	
04	Rachel Haase		0-1	0-0	0-0			0	0	0	0	0	0	0	0	4	
12	Savannah Sumrall		1-2	0-1	2-2			0	0	0	0	0	1	0	0	5	
15	Shaylee Stovall		1-1	0-0	0-0			0	1	1	0	2	0	1	0	1	
20	Carli Bostwick		1-1	0-0	4-4			0	0	0	0	6	0	0	0	4	
23	Brylee Winfrey		0-1	0-0	0-0			0	2	2	0	0	0	0	0	4	
30	Audrey Spurgin		0-1	0-0	0-0			0	0	0	0	0	1	0	0	5	
34	Whitney Cox		0-1	0-0	0-0			0	2	0	0	0	1	0	0	11	
40	Reese Schumann		0-0	0-0	0-2			0	0	0	1	0	0	0	0	3	
Team								1	2	3				1			
Totals			24-49		5-12		11-14	8	18	26	13	64	15	13	6	13	200
1st - FG %:		8-16	50.0%	2nd: 6-12	50.0%	3rd: 7-11	63.6%	4th: 3-10	30.0%	Game: 24-49		49.0%	Deadball				
3Pt %:		3-4	75.0%	0-1	0.0%	2-2	40.0%	0-2	0.0%	5-12		41.7%	Rebounds				
FT %:		0-0	0.0%	2-2	100.0%	5-5	100.0%	4-7	57.1%	11-14		78.6%	1				

Officials: Chet Martin, Tommy Prorise, Corey Malone
 Technical fouls: St. Edward's-None. Lubbock Christian-None.
 Attendance: 513
 2021-22 Women's Basketball. Round: 0. Lubbock Christian vs St. Edward's. Playe

Score by periods	1st	2nd	3rd	4th	Total
St. Edward's	7	14	8	15	44
Lubbock Christian	19	14	21	10	64

St. Mary's (TX) vs Lubbock Christian																
01/22/22 2:00 pm at Lubbock, TX																
St. Mary's (TX) 39 • 1-14,0-4 Lone St																
#	Player	Total		3-Ptr		Rebounds			PF	TP	A	TO	Blk	Stl	Min	
		FG-FGA	FG-FGI	FT-FTA	Off	Def	Tot									
22	Faith Phillips	f	1-7	0-4	0-0	1	6	7	2	2	1	3	0	0	25	
25	Tonia Bilic	f	2-2	1-1	1-2	0	2	2	0	6	1	4	0	0	28	
41	Hannah Wilson	f	1-7	0-0	0-0	1	7	8	1	2	2	4	0	0	25	
10	Mya Culiver	f	2-6	1-1	2-2	1	1	2	3	7	3	11	0	3	36	
23	Sydney Hardeman	g	3-8	3-5	2-2	0	2	2	0	11	0	5	0	1	36	
02	Michaela Kucera	f	2-5	0-1	0-0	1	2	3	5	4	1	2	1	0	14	
35	Natalia Rynq	f	1-2	0-0	0-0	1	4	5	1	2	0	2	0	1	19	
21	Bella Hughes	f	1-5	1-2	2-3	0	3	3	1	5	0	2	1	0	27	
	Team					3	0	3			1					
Totals			13-42	6-11	7-9	8	27	35	13	39	8	34	2	7	200	
1st - FG %: 5-9 55.6% 2nd: 3-12 25.0% 3rd: 2-9 22.2% 4th: 3-12 25.0% Game: 13-42 31.0% Deadball																
3FG %: 2-2 100.0% 1-3 33.3% 1-3 33.3% 2-3 66.7% 2-11 18.2% Rebounds																
FT %: 1-2 50.0% 2-2 100.0% 2-3 66.7% 7-9 77.8%																

Lubbock Christian 72 • 16-3,5-2 Lone St																
#	Player	Total			3-Ptr		Rebounds								Min	
		FG-FGA	FG-FGA	FT-FTA	Off	Def	Tot	PF	TP	A	TO	Blk	Stl			
22	Juliana Robertson	f	0-3	0-0	0-2	2	2	4	1	0	2	0	1	1	14	
21	Ashton Duncan		8-13	8-13	0-0	0	2	2	1	24	0	3	1	4	26	
15	Layne Burr	g	2-8	1-5	0-0	3	3	6	1	5	2	1	0	1	22	
14	Channing Cunyus	g	1-4	0-0	0-0	0	0	0	2	2	1	1	1	3	20	
21	Allie Schulte	g	5-9	1-3	0-0	2	3	5	1	11	8	0	0	4	23	
20	Grace Foster		4-8	0-3	0-0	2	3	5	0	8	0	1	2	0	15	
2	Maci Maddox		2-4	0-1	0-0	0	0	0	0	4	0	1	0	0	11	
23	Audrey Robertson		0-2	0-1	1-2	0	0	0	2	1	5	2	1	2	15	
4	Rachel Haase		0-0	0-0	0-0	0	0	0	1	0	0	0	0	0	5	
12	Savannah Sumrall		0-2	0-2	0-0	0	0	0	0	0	0	0	0	0	3	
15	Shaylee Stovall		2-3	2-3	0-0	0	0	0	2	6	0	0	0	1	11	
20	Carli Bostwick		1-2	0-0	1-1	0	1	1	0	3	1	1	0	0	5	
23	Brylee Winfrey		0-0	0-0	0-0	0	4	4	0	0	3	1	0	1	6	
20	Audrey Spurgin		1-4	0-0	0-0	1	2	3	1	2	0	2	0	0	8	
24	Whitney Cox		1-5	0-0	0-0	2	1	3	0	2	1	0	1	0	10	
2	Reese Schumann		2-3	0-0	0-0	1	0	1	0	4	0	0	0	0	6	
Team			29-70	12-31	2-5	3	1	4			2					
Totals						16	22	38	12	72	23	15	7	17	200	
1st: FG 10: 10-20 50.0% 2nd: 6-16 37.5% 3rd: 7-17 41.2% 4th: 6-17 35.3% Game: 20-70 41.4% Deadball																
3FG 5: 5-9 55.6% 5-9 55.6% 2-9 22.2% 0-4 0.0% 12-31 38.7% Rebounds																
FT%: 0-0 0.0% 0-2 0.0% 1-2 50.0% 1-1 100.0% 2-5 40.0%																

Officials: Kelsey Curry,Randall Arbuckle,Michael Urdiales
Technical fouls: St. Mary's (TX)-None. Lubbock Christian-None.
Attendance: 476
021-22 Women's Basketball. Round: 0. Lubbock Christian vs St. Mary's (TX). Pl

Score by periods	1st	2nd	3rd	4th	Total
St. Mary's (TX)	13	9	8	9	39
Lubbock Christian	25	17	17	13	72

Lubbock Christian vs Angelo St.																
01/27/22 5:30 pm at San Angelo, TX																
Lubbock Christian 63 • 16-4,5-3 Lone St																
## Player		Total		3-Ptr		Rebounds										
		FG-FGA	FG-FGA	FT-FTA	Off	Def	Tot	PF	TP	A	To	Blk	Stl	Min		
22	Juliana Robertson	f	2-8	0-0	1-1	0	4	4	4	5	3	1	0	4	31	
01	Ashton Duncan		2-8	0-5	0-0	0	0	0	1	4	1	0	0	0	33	
05	Layne Burr	g	3-9	0-1	2-3	0	3	3	3	8	0	0	0	0	30	
14	Channing Cunyus		3-11	1-4	3-3	2	8	10	4	10	2	3	0	0	29	
21	Allie Schulte	g	10-13	0-1	1-1	0	3	3	3	21	3	1	1	3	28	
00	Grace Foster		2-7	0-2	1-1	0	6	6	2	5	1	1	0	0	15	
02	Maci Maddox		0-0	0-0	0-0	0	0	0	0	0	0	0	0	0	2	
03	Audrey Robertson		3-5	0-0	2-2	1	1	2	2	8	2	1	0	0	15	
15	Shaylee Stovall		1-3	0-1	0-0	0	0	0	0	2	0	0	0	0	7	
34	Whitney Cox		0-0	0-0	0-0	0	1	1	0	0	0	0	0	0	04	
Team						3	2	5								
Totals			26-64	1-14	10-11	6	28	34	19	63	12	7	1	7	200	
1st - FG %: 6-14 42.9%		2nd: 6-17 35.3%		3rd: 8-17 47.1%		4th: 6-16 37.5%		Game: 26-64 40.6%		Deadb						
3FG %: 1-4 25.0%		0-4 0.0%		0-3 0.0%		1-4 7.1%		Rebound								
FT %: 5-6 83.3%		2-2 100.0%		2-2 100.0%		1-1 100.0%		10-11 90.9%								

Angelo St. 67 • 6-10,3-2 Lone St

	Player	f	FG-FGA	FG-FTA	FT-FTA	Off Def Tot	PF	T	A	To	Bklt	Stl	Mis.
02	Klayanne Gerber	f	4-8	1-3	5-6	1 5 6	2	14	2	0	0	0	40
32	Jayanna McGhee-Plea	f	3-9	0-0	3-7	0 6 6	2	9	1	1	1	0	28
10	Sawyer Lloyd	g	4-9	0-3	1-4	0 5 5	2	9	7	3	0	1	35
11	Payton Brown	g	5-11	0-2	3-4	2 8 10	1	13	3	0	0	2	40
12	Madeline Stephens	g	3-7	0-1	1-2	1 4 5	4	7	1	3	1	0	26
01	Madison Honea		0-0	0-0	0-0	0 0 0	0	0	0	0	0	0	1
23	Samantha Rocha		5-9	1-1	0-0	2 2 4	2	11	1	0	0	0	15
22	Neely Wood		0-0	0-0	0-0	0 0 0	1	0	0	0	1	0	4
24	Ashlynn Sharp		2-2	0-0	0-0	0 0 0	0	4	0	0	0	1	7
	Team					0 2 2							
	Totals		26-55	2-10	13-23	6 32 38	14	67	15	7	4	4	200
1st -	3rd -	4th -	Game:	Dead Rebound									
FG %: 6-14 FT %: 3-6	42.9% 50.0%	2nd: 7-18 0-4	38.9% 0.0%	3rd: 8-13 2-4	61.5% 50.0%	4th: 5-10 0-8	50.0% 62.5%	Game: 26-55 13-23	47.3% 56.5%				

Officials:
 Technical fouls: Lubbock Christian-None. Angelo St.-None.
 Attendance: 1128
 2021-22 Women's Basketball. Round: 0. Angelo St. vs Lubbock Christian. Played

Score by periods	1st	2nd	3rd	4th	Total
Lubbock Christian	18	14	18	13	63
Angelo St.	15	16	21	15	67

LUBBOCK CHRISTIAN UNIVERSITY WOMEN'S BASKETBALL GAME NOTES

Lubbock Christian vs Tex. Permian Basin 01/29/22 2:00 pm at Odessa, TX

Lubbock Christian 83 • 17-4,6-3 Lone St

#	Player	Total		3-Ptr	Rebounds			PF	TP	A	TO	Blk	Stl	Min
		FG-FGA	FG-FGA		Off	Def	Tot							
22	Juliana Robertson	f	4-5	0-0	1-1	4	1	5	3	9	3	0	0	25
01	Ashton Duncan	g	0-5	0-5	0-0	0	1	1	0	0	3	0	0	20
05	Laynee Burr	g	4-5	1-2	2-2	1	2	3	2	11	2	0	1	25
14	Channing Cunyus	g	8-12	6-8	2-2	0	3	3	3	24	2	1	0	26
21	Allie Schulte	g	7-11	2-5	3-4	0	3	3	1	19	6	1	1	31
00	Grace Foster		1-5	0-2	1-2	0	0	0	3	3	0	2	0	13
02	Maci Maddox		0-2	0-1	0-0	0	0	0	0	0	1	0	1	8
03	Audrey Robertson		5-8	1-3	0-1	1	3	4	2	11	3	0	0	23
04	Rachel Haase		0-0	0-0	0-0	0	1	1	0	0	1	0	0	2
12	Savannah Sumrall		0-0	0-0	0-0	0	0	0	0	0	0	0	0	5
15	Shaylee Stovall		0-0	0-0	0-0	0	0	0	0	0	0	0	0	6
20	Carli Bostwick		1-2	0-1	0-0	0	0	0	1	2	0	0	0	3
23	Brylee Winfrey		0-0	0-0	0-0	1	0	1	0	0	0	0	0	5
34	Whitney Cox		2-2	0-0	0-0	0	1	1	2	4	0	0	0	8
Team					1	3	4			2				
Totals			32-57	10-27	9-12	8	18	26	17	83	20	7	2	200
1st - FG %:		9-14	64.3%	2nd: 5-12	41.7%	3rd: 10-17	58.8%	4th: 8-14	57.1%	Game: 32-57	56.1%	Deadball		
3FG %:		5-9	55.6%	2-4	50.0%	2-9	22.2%	1-5	20.0%	10-27	37.0%	Rebounds		
FT %:		0-1	0.0%	5-6	83.3%	3-4	75.0%	1-1	100.0%	9-12	75.0%	3		

Tex. Permian Basin 61 • 4-15,0-7 Lone St

#	Player	Total		3-Ptr	Rebounds			PF	TP	A	TO	Blk	Stl	Min
		FG-FGA	FG-FGA		Off	Def	Tot							
11	Morgan Helgesen	f	2-3	1-2	0-0	1	4	5	4	5	3	3	0	27
34	Ogechi Nwodo	f	4-8	0-0	1-2	3	4	7	2	9	1	2	0	21
04	Kamari Portalis	g	2-6	1-3	0-0	1	1	2	1	5	2	4	0	25
10	Avalon Munoz	g	4-11	1-3	3-3	0	3	3	0	12	6	1	0	34
15	Holly Hemmeline	g	4-9	4-9	0-0	0	0	0	2	12	1	1	0	31
13	Diavian Spencer		0-0	0-0	0-0	0	0	0	1	0	0	0	0	3
21	Ally Haman		1-1	1-1	0-0	0	0	0	0	3	0	0	0	6
22	Alexis Popham		1-3	1-1	0-0	0	3	3	3	3	0	2	0	16
24	Alexus Wykoff		3-6	0-0	5-7	4	0	4	1	11	1	2	0	14
25	Rory Carter		0-1	0-1	0-0	0	0	0	0	0	0	0	0	17
32	Kim Best		0-2	0-0	1-2	0	1	1	2	1	0	0	0	4
33	Kine Diop		0-0	0-0	0-0	0	0	0	0	0	0	0	0	2
Team					2	1	3			1				
Totals			21-50	9-20	10-14	11	17	28	16	61	14	16	0	200
1st - FG %:		6-11	54.5%	2nd: 6-14	42.9%	3rd: 5-14	35.7%	4th: 4-11	36.4%	Game: 21-50	42.0%	Deadball		
3FG %:		3-5	60.0%	3-7	42.9%	1-3	33.3%	2-5	40.0%	9-20	45.0%	Rebounds		
FT %:		1-2	50.0%	2-3	66.7%	3-3	100.0%	4-6	66.7%	10-14	71.4%	4		

Officials: Technical fouls: Lubbock Christian-None. Tex. Permian Basin-None.
Attendance: 282
2021-22 Women's Basketball. Round: 0. Lubbock Christian vs Tex. Permian Basin.

Score by periods	1st	2nd	3rd	4th	Total
Lubbock Christian	23	17	25	18	83
Tex. Permian Basin	16	17	14	14	61

Oklahoma Christian vs Lubbock Christian 01/31/22 5:30 pm at Lubbock, TX

Oklahoma Christian 51 • 0-15,0-7 Lone St

#	Player	Total		3-Ptr	Rebounds			PF	TP	A	TO	Blk	Stl	Min
		FG-FGA	FG-FGA		Off	Def	Tot							
21	Kendra Levings	f	1-2	1-2	0-0	0	1	1	0	3	1	2	2	32
45	Kendall Blackburn	c	2-5	0-0	3-4	2	5	7	4	7	0	1	0	21
04	Ashanti Day	g	4-8	1-3	2-3	0	3	3	0	11	2	4	0	25
05	Kate Bradley	g	2-6	1-3	0-0	0	1	1	1	5	2	2	0	30
12	Brooklyn Bain	g	5-13	0-1	7-8	3	7	10	4	17	1	3	0	32
01	Hope Fletcher		0-1	0-1	0-0	0	0	0	0	0	0	0	0	2
10	Brooklyn Long		0-1	0-0	0-0	0	0	0	0	0	1	1	0	8
11	Macy Smith		0-1	0-1	0-0	0	0	0	0	0	0	0	0	1
13	Atlanta Hopgood		0-0	0-0	0-2	0	0	0	0	0	0	0	0	2
14	Lexy Borgstadt		1-4	0-2	2-2	1	0	1	3	4	2	0	0	20
23	Natalie Smith		0-0	0-0	0-0	0	1	1	0	0	0	1	1	0
31	Emma Epperly		2-5	0-0	0-0	0	5	5	1	4	1	7	1	13
32	Peyton Andrews		0-0	0-0	0-0	0	0	0	0	0	0	0	0	2
55	Lia Mikiashvili		0-0	0-0	0-0	0	0	0	1	0	0	0	0	2
Team					1	1	2			1				
Totals			17-46	3-13	14-19	7	24	31	14	51	10	22	4	200
1st - FG %:		3-16	18.8%	2nd: 3-7	42.9%	3rd: 7-12	58.3%	4th: 4-11	36.4%	Game: 17-46	37.0%	Deadball		
3FG %:		0-6	0.0%	1-1	100.0%	2-3	66.7%	0-3	0.0%	3-13	23.1%	Rebounds		
FT %:		4-4	100.0%	7-8	87.5%	0-0	0.0%	3-7	42.9%	14-19	73.7%	1,1		

Lubbock Christian 75 • 18-4,7-3 Lone St

#	Player	Total		3-Ptr	Rebounds			PF	TP	A	TO	Blk	Stl	Min
		FG-FGA	FG-FGA		Off	Def	Tot							
22	Juliana Robertson	f	4-4	0-0	2-4	1	6	7	3	10	4	2	0	22
01	Ashton Duncan	g	4-11	4-10	0-0	0	1	1	1	12	0	1	1	24
05	Laynee Burr	g	5-10	1-5	0-0	2	0	2	3	11	2	1	0	24
14	Channing Cunyus	g	1-6	1-3	1-2	0	2	2	3	4	1	1	0	18
21	Allie Schulte	g	6-10	1-4	2-2	2	5	7	1	15	2	2	1	31
00	Grace Foster		2-6	1-4	1-1	2	3	5	1	6	2	1	2	20
02	Maci Maddox		0-2	0-2	0-0	0	0	0	0	1	0	2	1	10
03	Audrey Robertson		2-4	1-1	0-0	0	0	0	1	5	1	2	0	12
04	Rachel Haase		1-1	1-1	0-0	0	0	0	0	3	0	1	0	2
12	Savannah Sumrall		0-0	0-0	0-0	0	0	0	0	0	0	0	0	3
15	Shaylee Stovall		1-1	1-1	0-0	0	1	1	0	3	0	1	0	2
20	Carli Bostwick		0-0	0-0	2-2	0	0	0	0	2	0	0	0	5
23	Brylee Winfrey		0-1	0-1	0-0	0	2	2	1	0	2	1	0	5
30	Audrey Spurgin		0-0	0-0	0-0	0	1	1	1	0	0	0	0	2
34	Whitney Cox		2-3	0-0	0-1	1	1	2	1	4	1	1	1	10
40	Reese Schumann		0-0	0-0	0-0	0	2	2	0	0	0	1	0	2
Team					0	1	1							
Totals			28-59	11-32	8-12	8	25	33	18	75	17	16	6	177
1st - FG %:		8-15	53.3%	2nd: 7-20	35.0%	3rd: 7-13	53.8%	4th: 6-11	54.5%	Game: 28-59	47.5%	Deadball		
3FG %:		4-11	36.4%	3-10	30.0%	2-5	40.0%	2-6	33.3%	11-32	34.4%	Rebounds		
FT %:		0-0	0.0%	1-3	33.3%	2-4	50.0%	5-5	100.0%	8-12	66.7%	2,1		

Officials: Fred Steubing,Victoria Cortez,Sandy Sundine
Technical fouls: Oklahoma Christian-None. Lubbock Christian-None.
Attendance: 387
2021-22 Women's Basketball. Round: 0. Lubbock Christian vs Oklahoma Christian.

Score by periods	1st	2nd	3rd	4th	Total
Oklahoma Christian	10	14	16	11	51
Lubbock Christian	20	18	18	19	75

OPPONENT BREAKDOWN

Midwestern State (10-8, 4-4)



Location: Wichita Falls, Texas

Enrollment: 5,797

Head Coach: Christopher Reay

Assistant Coach: Dianna Jones, Shatoia Gober

ALL-TIME MEETINGS (MSU Leads 21-10)

Date	Winner	Score
2/26/82	Midwestern(H)	91-72
2/11/84	LCU(H)	86-83
2/18/84	Midwestern(H)	90-62
1/18/85	LCU(H)	75-70
2/18/85	Midwestern(H)	76-66
11/23/85	Midwestern(H)	79-65
2/21/86	Midwestern(A)	60-57
1/9/87	Midwestern(A)	97-38
1/19/87	Midwestern(H)	82-59
1/16/88	LCU	Ft.
2/6/88	Midwestern(H)	83-55
2/11/89	Midwestern(H)	97-61
2/17/89	LCU(H)	81-71
1/28/90	LCU(H)	71-70
2/10/90	Midwestern(H)	72-67
1/19/91	LCU	Ft.
2/9/91	Midwestern(A)	92-78
11/22/91	Midwestern(N1)	90-76
1/25/92	Midwestern(H)	95-74
2/8/92	Midwestern(A)	70-62
12/4/92	Midwestern(H)	79-55
1/23/93	Midwestern(A)	72-62
2/13/93	Midwestern(H)	86-63
2/23/93	Midwestern(N2)	70-49
1/28/94	Midwestern(A)	92-88
2/12/94	Midwestern(H)	92-60
12/13/14	Midwestern(H)	73-70
12/3/15	LCU (H)	92-71
11/25/17	LCU (N3)	65-57
12/21/19	LCU (A)	67-49
1/27/21	LCU (H)	84-54

(H) - Home Team Won

(A) - Away Team Won

(N1) - Neutral Site Game (San Angelo, Texas)

(N2) - NAIA District 8 Playoff Tournament (Levelland, Texas)

(N3) - Neutral Site Game (San Antonio, Texas)

ROSTER

NO.	NAME	POS.	HT.	YR.	HOMETOWN / HIGH SCHOOL (PREVIOUS)
0	Shawnisay Millar	F	6-0	Jr.	Prestonpans, Scotland / Preston Lodge HS
1	Eternity Jackson	G	5-3	So.	Burkburnett, Texas / Burkburnett HS
2	Sheridan Bostic	G	5-7	So.	Pflugerville, Texas / Pflugerville HS
3	Maya Kendall	G	5-7	Fr.	Plano, Texas / Plano West SH
4	Kenshawanna Reed	G	5-7	Fr.	Dallas, Texas / Pinkston HS
5	Maiyah Watkins	G	5-9	Fr.	Shreveport, La. / Marcus HS
10	Frances King	G	5-9	So.	Rockdale, Texas / Rockdale HS
11	Hannah Reynolds	C	6-4	Gr.	Prosper, Texas / Prosper HS
12	Markayla Johnson	G	5-10	So.	Huntsville, Texas / Huntsville HS
14	Yasmine Sifaoui	C	6-2	So.	Madrid, Spain / IES Ramiro de Maeztu HS (Robert Morris)
22	Jordan Mathis	F	5-9	So.	Rockwall, Texas / Rockwall HS (Pratt CC)
23	Mandy Withey	F	6-0	So.	Granbury, Texas / Granbury HS
24	Morgan Lenahan	G	5-10	Gr.	Haddonfield, NJ / Neumann and Goretti HS (Wagner)
25	Kassidy Comer	C	6-5	Fr.	Magnolia, Texas / Magnolia West HS

TEAM STATISTICS

Game Records

Record	Overall	Home	Away	Neutral
ALL GAMES	10-8	6-3	4-5	0-0
CONFERENCE	4-4	3-1	1-3	0-0
NON-CONFERENCE	6-4	3-2	3-2	0-0

Score by Periods

Team	1st	2nd	3rd	4th	OT	TOT
Midwestern St.	444	405	156	189	0	1194
Opponents	432	523	170	204	0	1329

Team Box Score

No.	Player	GP-GS	MIN	AVG	FG-FGA	FG%	3FG-3FGA	3FG%	FT-FTA	FT%	OFF	DEF	TOT	AVG	PF	DQ	A	TO	BLK	STL	PTS	AVG
24	LENAHAN, Morgan	18-18	57:52	32.0	88-224	.393	27-63	.429	63-78	.808	12	96	108	6.0	37	0	58	90	6	32	266	14.8
10	KING, Frances	18-18	57:41	31.7	69-186	.371	9-46	.196	76-92	.826	13	52	65	3.6	56	0	84	81	9	31	223	12.4
11	REYNOLDS, Hannah	17-17	47:07	27.8	74-162	.457	0-4	.000	17-22	.773	26	85	111	6.5	37	0	20	41	42	14	165	9.7
00	MILLAR, Shawnisay	18-18	43:49	24.1	50-106	.472	7-27	.259	35-52	.673	21	52	73	4.1	46	1	13	47	8	5	142	7.9
2	BOSTIC, Sheridan	18-1	28:00	15.7	34-94	.362	32-85	.376	5-7	.714	11	12	23	1.3	13	0	8	5	1	10	105	5.8
12	JOHNSON, Markayla	18-17	45:16	25.5	35-96	.365	9-35	.257	8-16	.500	13	38	51	2.8	37	0	17	39	11	23	87	4.8
14	SIFAQUI, Yasmine	18-1	18:19	10.1	33-71	.465	0-1	.000	14-22	.636	17	31	48	2.7	30	0	9	25	7	6	80	4.4
22	MATHIS, Jordan	16-0	30:47	19.0	26-46	.565	0-1	.000	19-38	.500	23	35	58	3.6	26	1	10	16	3	15	71	4.4
1	JACKSON, Eternity	15-0	19:52	13.0	13-44	.295	8-28	.286	2-6	.333	6	11	17	1.1	23	0	10	32	0	4	36	2.4
23	WITHEY, Mandy	8-0	61:01	7.6	4-21	.190	0-0	.000	2-6	.333	5	22	27	3.4	10	0	1	8	6	3	10	1.3
5	WATKINS, Maiyah	8-0	47:29	5.9	2-4	.500	1-2	.500	2-4	.500	2	4	6	0.8	12	1	5	3	0	4	7	0.9
3	KENDALL, Maya	3-0	13:08	4.4	0-0	.000	0-0	.000	0-0	.000	0	0	0	0.0	2	0	0	5	0	1	0	0.0
Team											30	42	72						8			
Total		18	3600		428-1054	.406	93-292	.318	243-343	.708	179	480	659	36.6	329	3	235	400	93	148	1194	66.3
Opponents		18	3600		489-1195	.409	98-315	.311	253-357	.709	275	484	759	42.2	348	5	274	336	50	227	1329	73.8

2021-2022 RESULTS

11/12/2021	UC-Colo. Springs	W	74-63
11/13/2021	Adams St.	W	67-65
11/16/2021	at Cameron	L	71-91
11/23/2021	at Okla. Baptist	L	70-91
11/28/2021	Texas Wesleyan	W	79-72
12/02/2021	at Okla. Christian	W	71-68
12/10/2021	at Ark.-Fort Smith	W	66-64
12/13/2021	Texas-Tyler	L	50-55
12/16/2021	Tex. A&M-Commerce	L	35-81
01/02/2022	at Texas-Tyler	L	60-86
01/06/2022	St. Edward's	W	72-58
01/08/2022	St. Mary's (TX)	W	79-73
01/13/2022	at Angelo St.	L	72-98
01/15/2022	at Tex. Permian Basin	W	70-58
01/20/2022	at Texas Woman's	W	83-76
01/23/2022	at Tex. A&M-Commerce	L	68-100
01/27/2022	West Tex. A&M	W	61-49
01/29/2022	Cameron	L	46-81

OPPONENT BREAKDOWN

Texas Woman's (13-5, 6-1)



Location: Denton, Texas
 Enrollment: 16,441
 Head Coach: Beth Jillson
 Assistant Coach: Conner Gurley

ALL-TIME MEETINGS (LCU Leads 5-1)

Date	Winner	Score
1/6/84	LCU (a)	56-47
11/1/10	TWU (h)	85-67
11/15/13	LCU (n1)	88-66
12/3/14	LCU (a)	58-53
3/6/16	LCU (h,s)	95-75
12/5/19	LCU (h)	80-61

a - road team won

h - home team won

n1 - neutral site game (Stephenville, Texas)

s - NCAA South Central Region Tournament (Lubbock, Texas)

ROSTER

No.	Name	Pos.	Ht.	Yr.	Hometown	High School	Previous School	Major
1	Ngozi Obineke	G/F	6-0	Jr.	Rowlett, TX	Rowlett		Nursing
2	Keslyn King	G	5-7	Jr.	Burleson, TX	Mansfield Legacy	Texas State	Biology Pre-PA
3	Amaya Briggs	G	5-7	Jr.	Mesquite, TX	Poteet		Undecided Major
5	Jada Freeman	G	5-8	Sr.	Irving, TX	Ranchview	Northwestern State	
14	Sadie Moyer	G	5-8	Jr.	Broken Arrow, OK	Union		Kinesiology
15	Brielle Woods	G	5-5	Jr.	DeSoto, TX	DeSoto	UT Permian Basin	General Studies
20	Ma'K'La Woods	F	5-10	Gr.	Little Elm, TX	Little Elm		Nursing
22	Ariyanna Hines	G	5-7	Fr.	DeSoto, TX	DeSoto		Dental Hygiene
23	Agang Tac	F	6-0	Sr.	Garland, TX	Sachse	Tex.A&M-Commerce	Public Health
25	Scout Huffman	F	6-0	So.	Prosper, TX	Prosper		Biology
33	Kayla Glover	G	5-6	Fr.	DeSoto, TX	DeSoto		Biology/Pre-Med
34	Airron Gaydon	G	5-10	Fr.	Lubbock, TX	Frenship		Undecided
35	Ashley Ingram	F	6-2	Fr.	Bridgeport, TX	Bridgeport		Kinesiology

TEAM STATISTICS

Record	Overall	Home	Away	Neutral	Team	1st	2nd	3rd	4th	OT	TOT
ALL GAMES	13-5	6-3	5-1	2-1	Texas Woman's	287	272	297	262	33	1151
CONFERENCE	6-1	4-0	2-1	0-0	Opponents	243	233	254	291	29	1050
NON-CONFERENCE	7-4	2-3	3-0	2-1							

Team Box Score

Team	No.	Player	Total				3-Point		F-Throw		Rebounds				PF				DQ	A	TO	BLK	STL	PTS	AVG
			GP-GS	MIN	AVG	FG-FGA	FG%	3FG-3FGA	3FG%	FT-FTA	FT%	OFF	DEF	TOT	AVG	PF	DQ	A							
14	MOYER, Sadie	18-18	652:26	36.2	84-226	.372	26-75	.347	61-69	.884	8	41	49	2.7	38	0	40	30	2	31	255	14.2			
	INGRAM, Ashley	18-9	483:23	26.9	78-153	.510	5-15	.333	74-90	.822	32	83	115	6.4	34	1	23	53	16	21	235	13.1			
	KING, Keslyn	18-18	566:29	31.5	46-139	.331	5-24	.208	39-63	.619	22	44	66	3.7	32	0	25	25	0	19	136	7.6			
	WOODS, Brielle	17-16	455:22	26.8	38-106	.358	19-54	.352	33-39	.846	8	47	55	3.2	35	0	23	31	1	33	128	7.5			
	WOODS, Ma'K'La	14-12	285:56	20.4	43-92	.467	0-4	.000	15-25	.600	11	46	57	4.1	33	0	17	34	4	8	101	7.2			
	TAC, Agang	15-12	318:36	21.2	44-98	.449	0-2	.000	14-28	.500	36	49	85	5.7	37	1	14	25	16	12	102	6.8			
	HUFFMAN, Scout	16-0	220:38	13.8	28-61	.459	3-11	.273	13-19	.684	11	29	40	2.5	20	0	8	15	3	5	72	4.5			
	OBINEKE, Ngozi	11-0	70:42	6.4	12-26	.462	0-0	.000	7-11	.636	8	10	18	1.6	11	0	1	2	1	31	2.8				
	GLOVER, Kayla	15-4	337:49	22.5	14-51	.275	3-20	.150	2-7	.286	13	37	50	3.3	14	0	24	24	1	15	33	2.2			
	GAYDON, Airron	5-0	12:20	2.5	3-5	.600	3-4	.750	0-0	.000	1	0	1	0.2	0	0	1	2	0	0	9	1.8			
22	HINES, Ariyanna	14-0	125:12	8.9	9-35	.257	4-19	.211	3-4	.750	6	9	15	1.1	10	0	4	17	0	5	25	1.8			
	FREEMAN, Jada	12-1	124:50	10.4	6-22	.273	3-7	.429	6-8	.750	3	7	10	0.8	10	0	7	9	0	5	21	1.8			
	BRIGGS, Amaya	7-0	46:17	6.6	1-7	.143	1-5	.200	0-0	.000	1	9	10	1.4	4	0	2	4	0	2	3	0.4			
Team											33	52	85					15							
Total		18	3700		406-1021	.398	72-240	.300	267-363	.736	193	463	656	36.4	278	2	189	286	44	157	1151	63.9			
Opponents		18	3700		386-997	.387	102-349	.292	176-268	.657	182	452	634	35.2	343	18	166	337	52	128	1050	58.3			

2021-2022 RESULTS

Date	Opponent	Score
11/12/2021	vs Western Colo.	W 58-42
11/13/2021	MSU Denver	Wot3 86-83
11/17/2021	East Central	L 64-72
11/20/2021	at Southeastern Okla.	Wot 55-54
11/26/2021	vs Arkansas Tech	W 60-57
11/27/2021	vs Harding	L 56-64
12/02/2021	at Ark.-Fort Smith	W 74-38
12/04/2021	at Okla. Christian	W 69-50
12/13/2021	Tex. A&M-Commerce	L 60-63
12/20/2021	Texas-Tyler	W 61-49
01/06/2022	St. Mary's (TX)	W 69-56
01/08/2022	St. Edward's	W 70-57
01/13/2022	at Tex. Permian Basin	W 44-37
01/15/2022	at Angelo St.	L 66-83
01/20/2022	Midwestern St.	L 76-83
01/27/2022	Cameron	W 65-61
01/29/2022	West Tex. A&M	W 61-50
01/31/2022	at Texas-Tyler	W 57-51

SINGLE-SEASON RECORDS

Points Scored:

657	Beth Capps	1996-97
574	Beth Capps	1995-96
562	Kelsey Canavan	2011-12
560	Jordan Hampton	2006-07
543	Olivia Robertson	2018-19

Points Per Game Average:

22.7	Beth Capps	1996-97
20.0	Kechia Mason	1997-98
19.9	Burgundy Bass	1989-90
18.7	Nettie Gilbreath	1986-87

Field Goals Attempted:

516	Tonya Ivie	1981-82
492	Beth Capps	1995-96
435	Darla Lynch	1980-81
429	Kelsey Canavan	2011-12
425	Beth Capps	1996-97

Field Goals Made:

237	Beth Capps	1996-97
236	Kelsey Canavan	2011-12
217	Tonya Ivie	1981-82
210	Beth Capps	1995-96
202	Mamy N'Kolomoni	2000-01

Field Goal Percentage (Min. 300 Att.):

.580	Nicole Hampton	2015-16
.561	Roberta Ross	1986-87
.558	Beth Capps	1996-97
.556	Tess Bruffey	2015-16
.554	Carol Hise	1990-91

Assists:

221	Krista Lent	1990-91
211	Nicole Hampton	2015-16
197	Sierra Lovorn	2007-08
192	Nicole Hampton	2012-13
189	Krista Lent	1989-90

Three Pointers Attempted:

216	Kelsey Hoppel	2015-16
203	Angie Taylor	1997-98
188	Sierra Lovorn	2007-08
182	Ashton Duncan	2019-20
180	Lauren Abbott	2004-05

Three Pointers Made:

90	Kelsey Hoppel	2015-16
79	Ashton Duncan	2019-20
74	Kelsey Hoppel	2012-13
74	Jordan Hampton	2007-08
74	Angie Taylor	1997-98

Three Point Percentage (Min. 100 Att.):

.517	Allie Schulte	2018-19
.497	Jordan Hampton	2007-08
.469	Kelsey Hoppel	2013-14
.466	Jordan Hampton	2006-07
.463	Bailey Haist	2014-15

Steals:

115	Krista Lent	1990-91
107	Nicole Hampton	2015-16
105	Sherry Blackwell	1990-91
102	Tina Phillips	1991-92
99	Selestine Hurst	1996-97

Free Throws Attempted:

228	Mamy N'Kolomoni	2001-02
212	Beth Capps	1996-97
211	Carolyn Manning	2007-08
201	Emily Pool (Atkins)	2010-11
197	Emily Pool (Atkins)	2011-12

Free Throws Made:

177	Carolyn Manning	2007-08
166	Beth Capps	1996-97
157	Emily Pool (Atkins)	2011-12
156	Jordan Hampton	2006-07
153	Mamy N'Kolomoni	2001-02

Free Throw Percentage (Min. 50 Att.):

.938	Kelsey Hoppel	2013-14
.924	Nicole Hampton	2011-12
.922	Caitlyn Cunyus	2017-18
.921	Nicole Hampton	2012-13
.913	Brittany Roberts (Hampton)	2011-12

Blocked Shots:

129	Tess Bruffey	2017-18
113	Kellyn Schneider	2014-15
108	Tess Bruffey	2016-17
91	Kellyn Schneider	2015-16
86	Tess Bruffey	2014-15

Rebounds:

310	Nicole Hampton	2012-13
288	Kellyn Schneider	2014-15
282	Carolyn Manning	2007-08
281	Tess Bruffey	2017-18
278	Darla Lynch	1981-82

Rebounds Per Game:

10.5	Laura Geurin	1983-84
10.3	Kellyn Schneider	2014-15
10.1	Nettie Gilbreath	1986-87
9.9	Darla Lynch	1981-82
9.2	Mamy N'Kolomoni	2000-01

CAREER RECORDS

Points Scored:

1,796	Nicole Hampton	2011-16
1,773	Beth Capps	1995-97
1,767	Jordan Hampton	2005-09
1,728	Tess Bruffey	2014-18
1,725	Emily Pool (Atkins)	2010-14

Points Per Game Average:

17.1	Nettie Gilbreath	1985-87
16.1	Beth Capps	1993-97
15.8	Burgundy Bass	1987-90
15.4	Darla Lynch	1979-83

Field Goals Attempted:

1,387	Darla Lynch	1979-83
1,352	Tess Bruffey	2014-18
1,316	Beth Capps	1993-97
1,278	Mamy N'Kolomoni	1998-02
1,213	Emily Pool (Atkins)	2010-14

Field Goals Made:

640	Beth Capps	1993-97
631	Tess Bruffey	2014-18
628	Mamy N'Kolomoni	1998-02
590	Nicole Hampton	2011-16
588	Darla Lynch	1979-83

Field Goal Percentage (Min. 700 Att.):

.585	Haley Fowler	416-711
.547	Kelsey Canavan	416-760
.540	Nicole Hampton	590-1093
.511	Roberta Ross	362-709
.510	Maddi Chitsey	503-987

Assists:

659	Nicole Hampton	2011-16
633	Sierra Lovorn (Wilcox)	2005-09
439	Haley Burton	2010-15
401	Allie Schulte	2017-->
397	Brittany Roberts (Hampton)	2008-12

Three Pointers Attempted:

672	Sierra Lovorn (Wilcox)	2005-09
646	Kelsey Hoppel	2011-16
635	Ashton Duncan	2017-->
560	Jordan Hampton	2005-09
559	Haley Burton	2010-15

Three Pointers Made:

272	Kelsey Hoppel	2011-16
248	Jordan Hampton	2005-09
242	Ashton Duncan	2017-->
234	Sierra Lovorn (Wilcox)	2005-09
204	Haley Burton	2010-15

Three Point Percentage (Min. 200 Att.):

.443	Jordan Hampton	192-407
.421	Kelsey Hoppel	272-646
.407	Brittany Roberts (Hampton)	154-378
.407	Bailey Haist	148-364
.391	Lindsay Reeves	83-212

Steals:

330	Nicole Hampton	2011-16
303	Allie Schulte	2017-->
271	Sherry Brown	1979-83
235	Sherry Blackwell	1988-91
226	Tabitha Qubty-Sellers	2000-04

Free Throws Attempted:

725	Emily Pool (Atkins)	2010-14
706	Mamy N'Kolomoni	1998-02
586	Beth Capps	1993-97
560	Nicole Hampton	2011-16
519	Jordan Hampton	2005-09

Free Throws Made:

565	Emily Pool (Atkins)	2010-14
510	Nicole Hampton	2011-16
459	Brittany Roberts (Hampton)	2008-12
456	Mamy N'Kolomoni	1998-02
449	Jordan Hampton	2005-09

Free Throw Percentage (Min. 100 Att.):

.911	Nicole Hampton	510-560
.874	Brittany Roberts (Hampton)	458-525
.873	Olivia Robertson	282-323
.865	Jordan Hampton	449-519
.848	Severyn Smith	224-264

Blocked Shots:

396	Tess Bruffey	2014-18
204	Kellyn Schneider	2014-16
174	Suzanne Copeland	1988-92
149	Maddi Chitsey	2016-20
122	Candace Clenney	2002-06

Rebounds:

1,053	Nicole Hampton	2011-16
911	Mamy N'Kolomoni	1998-02
845	Tess Bruffey	2014-18
838	Darla Lynch	1979-83
732	Carol Hise	1990-94

Rebounds Per Game:

9.39	Nettie Gilbreath	1985-87
8.38	Darla Lynch	1979-83
8.10	Nicole Hampton	2011-16
8.09	Kellyn Schneider	2014-16
7.92	Sharon Marion	1984-86

SINGLE GAME TEAM RECORDS

Points Scored:	
Lady Chaps:	125 vs Whittier College (12/28/94)
Opponents:	110 Panhandle State (2/11/93)
Individual:	38 Beth Capps (1/22/96)
Field Goals Made:	
Lady Chaps:	52 vs Whittier College (1/28/94)
Opponents:	44 Midwestern State (1/9/87)
Individual:	16 Nettie Gilbreath (1/10/87), Beth Capps (11/22/96 & 2/1/96)
Field Goals Attempted:	
Lady Chaps:	94 vs McMurry (2/26/82)
Opponents:	95 Bishop College (1/7/82)
Individual:	29 Beth Capps (2/1/96)
Field Goal Percentage:	
Lady Chaps:	.692 (36-52) vs Eastern New Mexico (11/29/14)
Opponents:	.714 Panhandle State (1/15/90)
Three Pointers Made:	
Lady Chaps:	18 vs Oklahoma Panhandle State (2/18/17)
Opponents:	16 Cameron (12/19/19)
Individual:	8 - Ashton Duncan & (1/22/22) & (12/11/20), Bailey Haist (1/2/17)
Three Pointers Attempted:	
Lady Chaps:	44 vs Oklahoma City (12/10/15)
Opponents:	41 Whittier College (12/28/94)
Individual:	19 Burgundy Bass (1/18/90)
Three Pointer Percentage:	
Lady Chaps:	.667 (12-18) vs Western New Mexico (11/17/17)
Opponents:	.700 (14-20) Southern Nazarene (1/31/08)
Free Throws Made:	
Lady Chaps:	40 vs Panhandle State (1/26/84)
Opponents:	38 St. Gregory's (2/2/02)
Individual:	15 Nicole Hampton (1/14/16)
Free Throws Attempted:	
Lady Chaps:	51 vs Panhandle State (2/11/93)
Opponents:	46 - 2 times
Individual:	17 Becky Hinojos (2/11/93), Mamy N'Kolomoni (3/1/02) and Nicole Hampton (1/14/16)
Free Throw Percentage:	
Lady Chaps:	1.000 (22-22) vs. Newman (2/15/18)
Opponents:	1.000 (21-21) St. Edward's (2/25/17)
Individual:	1.000 (14-14) Nicole Hampton (1/16/14)
Rebounds:	
Lady Chaps:	73 - 2 times (last: vs. Dallas Christian 12/31/09)
Opponents:	73 McMurry (1/23/82)
Individual:	20 Mamy N'Kolomoni (2/24/01)
Assists:	
Lady Chaps:	39 vs McMurry (1/17/89)
Opponents:	29 McMurry (1/11/88)
Individual:	13 Sierra Lovorn (2/10/07)
Steals:	
Lady Chaps:	38 vs McMurry (11/12/91)
Opponents:	27 St. Edwards (11/13/87)
Individual:	12 Tina Phillips (11/12/91)
Blocks:	
Lady Chaps:	17 vs. Okla. Panhandle St. (1/19/15) vs. Hardin-Simmons (2/19/91)
Individual:	10 Tess Bruffey - 3 times (12/13/14, 11/26/16, 2/9/17)
Turnovers:	
Lady Chaps:	40 vs. McMurry (2/23/80)
Opponents:	41 Howard Payne (11/12/90)

RIP GRIFFIN CENTER RECORDS

Lady Chap Team Records

Points:	113 vs Northern New Mexico (11/7/09)
Field Goals:	49 vs Dallas Christian (11/4/08)
Field Goals Att.:	91 vs Huston-Tillotson (11/17/00)
Field Goal Pct.:	.692 vs Eastern New Mexico (36-52) (11/29/14)
3-Pointers:	18 vs Oklahoma Panhandle State (2/18/17)
3-Pointers Att.:	44 vs Oklahoma City (12/10/15)
3-Pointers Pct.:	.667 vs USAO (2/28/08) .667 vs Texas - Permian Basin (2/21/15) .667 vs. Western New Mexico (11/17/17)
Free Throws:	35 vs Rogers State (1/19/12)
Free Throw Att.:	44 vs Oklahoma Baptist (2/1/03)
Free Throw Pct.:	1.000 vs Newman (22-22) (2/15/18)
Rebounds:	62 vs Huston-Tillotson (11/17/00)
Assists:	34 vs Dallas Christian (11/4/08)
Blocked Shots:	14 vs Mid-America Christian (11/24/14)
Steals:	26 vs National Christian (12/8/01)

Lady Chap Individual Records

Points:	36 - Emily Pool (Atkins) vs Northern New Mexico College (11/5/10)
Field Goals:	13 - Mamy N'Kolomoni vs Huston-Tillotson (11/17/00)
Field Goals Att.:	22 - Cari Bigham vs UTPB
Field Goal Pct. (10 attempts):	.917 - Brittany Blackmon (11-12) vs Univ. of the Southwest (11/10/08)
3-Pointers:	8 - Ashton Duncan (twice) vs St. Mary's (1/22/22) & (12/11/20)
3-Pointers Att.:	13 - Ashton Duncan vs. St. Mary's (1/22/22)
3-Point Pct. (5 attempts):	1.000 - Kelsey Hoppel (5-5) vs. Okla. Christian (2/8/14) 1.000 - Bailey Haist (5-5) vs. St. Edward's (2/19/15)
Free Throws:	12 - 4 Times
Free Throws Att.:	17 - Mamy N'Kolomoni vs Southern Nazarene (3/1/02)
Free Throw Pct. (10 attempts):	1.00 - Tabitha Qubry-Sellers (10-10) vs Okla. Christian (1/18/01) 1.00 - Emily Pool (10-10) vs. Newman (11/23/13) 1.00 - Allie Schulte (10-10) vs. Daemen (11/20/21)
Rebounds:	20 - Mamy N'Kolomoni vs St. Gregory's (2/24/01)
Assists:	13 - Sierra Lovorn vs Oklahoma Baptist (2/10/07)
Blocked Shots:	10 - Tess Bruffey vs. St. Mary's (2/9/17)

RADIO / TV HEADSHOT ROSTER



0 - GRACE FOSTER
Fr. | 6-1 | FW
Childress, Texas



1 - ASHTON DUNCAN
Gr. | 5-9 | G
Lubbock, Texas



2 - MACI MADDOX
So. | 5-7
Lubbock, Texas



3 - AUDREY ROBERTSON
So. | 5-8 | G
Kerrville, Texas



4 - RACHEL HAASE
Fr. | 5-8 | G
Amarillo, Texas



5 - LAYNEE BURR
Sr. | 5-9 | G
Stratford, Texas




12 - SAVANNAH SUMRALL
Jr. | 5-9 | G
Wellington, Texas



14 - CHANNING CUNYUS
Sr. | 5-9 | G
Canyon, Texas



15 - SHAYLEE STOVALL
So. | 5-6 | G
Idalou, Texas



20 - CARLI BOSTWICK
Fr. | 5-9 | FW/G
Lubbock, Texas



21 - ALLIE SCHULTE
Gr. | 5-10 | G
Nazareth, Texas




22 - JULIANA ROBERTSON
Gr. | 5-10 | FW
Kerrville, Texas



23 - BRYLEE WINFREY
Jr. | 5-9 | G
Canyon, Texas



30 - AUDREY SPURGIN
Fr. | 6-1 | P
Fredericksburg, Texas




32 - WHITNEY COX
Jr. | 6-1 | FW
Flower Mound, Texas



40 - REESE SCHUMANN
Fr. | 6-2 | P
Houston, Texas



STEVE GOMEZ
Head Coach
19th Season



VIC SELF
Assistant Coach
10th Season



KAYCIE WILSON
Assistant Coach
7th Season



JULIO PACHECO
Volunteer Assistant Coach
2nd Season



SERENITY SEILER
Associate Athletic Trainer
4th Season