



LUBBOCK CHRISTIAN UNIVERSITY

2021-22 WOMEN'S BASKETBALL GAME NOTES

MEMBERS OF THE LONE STAR CONFERENCE - FIVE NCAA REGION TOURNAMENT APPEARANCES - 2015-16, 18-19 & 20-21 NCAA DIV. II CHAMPIONS

WOMEN'S BASKETBALL GAME NOTES December 15, 2021

LCU LADY CHAPARRALS

Location Lubbock, Texas
Founded 1957
Enrollment 2,000
Affiliation NCAA Div. II
Conference Lone Star
Nickname Lady Chaparrals "Lady Chaps"
Athletic Director Scott Larson
Sports Information Chris Due
Head Coach Steve Gomez
Career Record (year) 458-126 / 19th

2021-22 LADY CHAPS SCHEDULE

Date	Site	Opponent	Result
11/5	N	Montevallo !	W 69-55
11/6	A	Montana State Billings !	W 67-51
11/7	N	No.11 Tampa !	W 56-44
11/12	A	Colorado Christian ^	W 60-46
11/13	N	Colorado State Pueblo ^	L 56-64
11/19	H	No.1 Lander	W 76-72
11/20	H	No.20 Daemen College	W 62-37
11/25	N	Minnesota Crookston \$	W 62-42
11/26	A	Hawaii Pacific \$	W 73-52
12/7	H	West Texas A&M	W 60-49
12/11	A	Western New Mexico	W 67-39
12/15	H	Cameron	5:30 PM
12/31	A	Texas A&M - Kingsville *	2:00 PM
1/2	A	Texas A&M International *	1:00 PM
1/6	H	Arkansas Fort Smith *	5:30 PM
1/8	H	Oklahoma Christian *	2:00 PM
1/13	A	Texas A&M - Commerce *	5:30 PM
1/15	A	UT Tyler *	2:00 PM
1/20	H	St. Edward's *	5:30 PM
1/22	H	St. Mary's *	2:00 PM
1/27	A	Angelo State *	5:30 PM
1/29	A	UT Permian Basin *	2:00 PM
2/3	H	Midwestern State *	5:30 PM
2/5	H	Texas Woman's *	2:00 PM
2/10	A	West Texas A&M *	5:30 PM
2/12	A	Cameron *	2:00 PM
2/17	A	Eastern New Mexico	6:30 PM
2/22	H	Eastern New Mexico *	5:30 PM
2/24	H	Western New Mexico *	5:30 PM

* - Lone Star Conference Game Times are Central

! - D2CCA Tipoff Classic at The Trailhead (Billings, Mont.)
 ^ - RMAC/Lone Star Conference Tip-Off Classic (Lakewood, Colo.)
 \$ - Oahu Thanksgiving Classic (Honolulu, Hawaii)



LONE STAR CONFERENCE



FACEBOOK/LCUCAPS
 TWITTER: @LCUCAPS
 INSTAGRAM: @LCUCAPS
 YOUTUBE: #LCUathletics



vs. CAMERON

Wed. Dec. 15 - 5:30 PM

NON-CONFERENCE GAME >> RIP GRIFFIN CENTER (LUBBOCK, TEXAS)

LIVE SCORING: <http://statb.us/b/374799>

RADIO: N/A

WATCH ONLINE: <http://www.lcuchaps.com/live>

LISTEN ONLINE: N/A

CU RECORD: 5-4, 0-0 (LSC)

CU: HOME 4-3, ROAD 0-1, NEUTRAL 1-0

RANKINGS:

N/A

ALL-TIME SERIES: CU LEADS 9-5

LAST MEETING: 3/13/21 IN CANYON, TEXAS (W 96-66)

LAST WIN BY LCU: 3/13/21

LAST WIN BY CU: 12/18/18



GAME
12

HURRY UP FOR THE BREAK

Originally scheduled to hit the Christmas Break following Thursday's game with Cameron, No.1 Lubbock Christian University will hit the break a day earlier, as the Lady Chaps and Aggies agreed to move the contest to Wednesday at 5:30 p.m. inside Rip Griffin Center. Cameron was originally scheduled to play in Portales, N.M. Tuesday and in Lubbock Thursday, but their Tuesday game was postponed to January and LCU obliged to move the game up so Cameron could return home to Lawton, Okla. sooner. The game is LCU's final regular season non-conference game. Following the game, LCU will not be in action until their Lone Star Conference opener.

CHAP NOTES

•> Ashton Duncan leads LCU with 31 three-pointers, averaging 2.80 per game (leads the conference and ranks 26th nationally). The 31 three-pointers ranks fourth in the nation and leads the LSC (Megan Voit of Mary leads the nation with 34). Duncan, who has scored at

least 10 points in eight of LCU's 11 games this season, leads the team averaging 12.8 points per game. She is 18 three-pointers away from her 235th three-pointer, which would have her third in program history and passing Sierra Lovorn (Wilcox), who had 234 three-pointers from 2005-2009.

•> The Lady Chaps have claimed the Lone Star Conference Defensive Player of the Week honor in each week they have played and the award was issued (four of the five weeks the award has been issued). Allie Schulte has received the honor twice, with teammates Grace Foster and Juliana Robertson also receiving the award. Overall for Offensive and Defensive, LCU has claimed five of the 10 honors the LSC has issued this season (four defensive and one offensive).

•> Juliana Robertson (as mentioned above) was the latest Lady Chap to claim the Defensive Player of the Week honor, as she received the honor Monday following LCU's home win over West Texas A&M and road win at Western



LUBBOCK CHRISTIAN (@LCUCHAPS) LADY CHAPARRALS

Record: 10-1, 0-0 Lone Star
 Last Game: 67-39 W at Western N.M.
 Coach: Steve Gomez
 Gomez vs. CU: 4-1

PROJECTED STARTERS

Pos.	Player	Class	Pts/p	Reb/p
G	Ashton Duncan	Gr.	12.8	2.7
G	Allie Schulte	Gr.	12.6	3.8
G	Laynee Burr	Sr.	9.0	2.9
G	Channing Cunyus	Sr.	8.1	3.8
F	Juliana Robertson	Gr.	5.9	6.8

LCU LEADERS

AVG. POINTS
12.8 Ashton Duncan

REBOUNDS

6.8 (75) Juliana Robertson

ASSISTS

3.5 (37) Allie Schulte

STEALS

2.4 (26) Allie Schulte



CAMERON (@CAMERONAGGIES) AGGIES

Record: 5-4, 0-0 Lone Star
 Last Game: 85-60 W at Western N.M.
 Coach: Emma Andrews
 Career Record: 61-80
 CU Record: 61-80

PROJECTED STARTERS

Pos.	Player	Class	Pts/p	Reb/p
G	Maighan Hedge	Jr.	22.9	3.0
G	Katie King	Fr.	9.2	3.8
G	Logan Collyear	Sr.	3.1	1.3
F	Whitney Outon	Jr.	7.7	3.9
G/F	Stephanie Peterson	So.	13.3	6.7

CU LEADERS

AVG. POINTS
22.9 Maighan Hedge

REBOUNDS

6.7 (60) Stephanie Peterson

ASSISTS

4.4 (40) Maighan Hedge

STEALS

2.8 (25) Stephanie Peterson

New Mexico. Against WT, she topped her career-high mark in rebounds for a second consecutive game with 15 rebounds. The 15 boards were the most by a Lady Chap since Allison Szabo grabbed 16 rebounds in 2017. Robertson also posted two blocks and two steals in the game. The senior helped LCU force their opponents into 37 turnovers on the week as the Lady Chaps swiped 21 steals and were +20 in turnover margin (37-17).

•> Allie Schulte, by three points, ranks second on the squad in scoring with an average of 12.6 points per game. She also leads the team in assists (39) and steals (26). Her 39 assists ranks third in the conference, with a pace of 3.5 per game (ninth in the LSC), and her 26 steals ranks second in the conference. Schulte is two assists away from 364

career assists, which would place her ahead of Jessica Dahlstrom (363, 1992-96) and move her into fifth all-time in program history. She is also 18 steals away from moving past Sherry Brown (271, 1979-83) into second all-time in program history.

•> Laynee Burr, who has two performances of at least 18 points this season, is averaging 9.0 points per game. A member of the DII CCA Tip-Off Classic at the Trailhead All-Tournament Team selection, Burr enters Wednesday's play 10th in the conference in assists with 29 on the season.

•> LCU opened the season making their first 14 free-throw attempts and are 82.4% (140/170) from the free-throw line, which ranks seventh nationally. From their game against Tampa (Nov. 7) to their game at Colorado Christian (Nov.12), in which they made 13 consecutive free-throws to start the game, LCU made a sequence of 17 consecutive free-throws. They topped that mark in their opening home stand of the season, making 43 consecutive free-throws (They made 28 straight free-throws in their game against Lander as part of the sequence). Schulte is 38-of-40 (95.0%) from the free-throw line on the season, which is ninth nationally.

•> Grace Foster and Juliana Robertson have provided LCU strong defense inside the perimeter. Robertson ranks fourth in the LSC in rebounds (75) and ninth in defensive rebounds per game (5.3). She has 41 rebounds in her past five games (8.2 per game average). Foster, coming off 11 points at Western New Mexico, leads LCU in blocks (7), with Robertson right behind her with six blocks.

•> LCU is third nationally in turnovers...or lack thereof, as they average 11.3 per game. The stat has Allie Schulte ranking second in the LSC in assist/turnover ratio at 2.44. As a team, LCU ranks 28th nationally and second in the LSC for team assist/turnover ratio (1.11).

HOME BODIES

LCU is 3-0 in home contests this season, with Allie Schulte leading the squad averaging 12.7 points per game inside Rip Griffin Center. Two of LCU's three home contests (and wins) have come against nationally ranked programs, as they defeated No.1 Lander and No.20 Daemen (Elite Eight qualifiers from last season) in their first two home games of the season. LCU is shooting 41.4% at home this season, and shooting 32.1% from long distance

at home. The free-throw line is a different story, as LCU is 90.2% (55/61) from the free-throw line this season, as Schulte is 18-of-18 from the stripe at home. Defense has been a strong-point for LCU at home this season, as they have held opponents to a 35.4% shooting mark from the floor (20.8% from three-point range). Foes are also 61.5% (32/52) from the free-throw line.

EYE-OPENING

The 2021-22 season marks LCU's ninth since leaving the NAIA, and heading into Wednesday's action, LCU is 224-30 in that span (88.2%). In NCAA postseason play, the Lady Chaps are 20-1 all-time.

NATIONALLY KNOWN

The Lady Chaps claimed the No.1 spot in the WBCA's National Top-25 Preseason Poll for the first time in program history this year, and also for the first time they were the favorites in both the WBCA and D2SIDA preseason polls. LCU fell to CSU Pueblo in Lakewood, Colo., which ended their 39-game win streak and knocked them out of the No.1 spot. For three consecutive polls, LCU was not in the No.1 spot, but they worked their way back to the top spot in the WBCA poll Tuesday. They are No.4 in this week's D2SIDA poll (moved up from the No.6 spot).

With them serving the No.1 spot currently in the WBCA poll, and with LCU's men's program currently No.1 in the NABC Top-25 Poll, it marks the first time in LCU history in which LCU's men's and women's basketball programs are each ranked No.1 at the same time.

SO ARE SOME OTHERS

On Nov. 20, LCU defeated No.20 Daemen, marking their third game of the season against a nationally ranked program. LCU went 6-0 against nationally ranked programs last season and 4-2 in 2019-20 against the nations ranked foes. This season, LCU is 3-0 against ranked opponents, as they have also defeated No.11 Tampa (Nov. 7 in Billings, Mont.) and No.1 Lander (Nov. 19 in Lubbock).

SWEET HOME (ON) CHICAGO

LCU went 13-0 at home season, culminating with the LSC Championships and becoming the first team since 2007 to win the LSC Championship tournament on a campus venue. They are 3-0 at home this season, which has their active home win streak sitting at 94 games, which is the active and all-time leading mark in NCAA Division II women's basketball. LCU's last home loss came on Jan. 1, 2015 against Oklahoma City University. LCU, who also has a 7-0 mark in NCAA postseason play in Lubbock in the mix (not including a 3-0 mark in LSC postseason play), has also won 74 consecutive home conference games, with their last conference home loss occurring Jan. 10, 2013 (against Oklahoma City). They completed a 49-0 all-time mark in Heartland Conference home games (they are 21-0 in LSC home games).

LADY CHAPS HISTORY

NCAA NATIONAL CHAMPIONSHIPS
2016 2019 2021

NCAA TOURNAMENT APPEARANCES
2016 2018 2019 2020 2021

NCAA DIV. II SOUTH CENTRAL REGION
TOURNAMENT CHAMPIONS
2016 2018 2019 2021

LONE STAR CONFERENCE
CHAMPIONS
2020 (Won Tournament) 2021 (Regular Season)

LONE STAR CONFERENCE
DIVISION CHAMPIONS
2021 (West)

HEARTLAND CONFERENCE
2013/2014 First Place
2014/2015 Regular Season Champions
2015/2016 Regular Season Champions
2017/2018 Regular Season Champions
2018/2019 Regular Season Champions

HEARTLAND CONFERENCE
TOURNAMENT CHAMPIONS
2016 2018 2019

SAC CONFERENCE CHAMPIONS
2006/2007
2011/2012

SAC TOURNAMENT CHAMPIONS
2013

NAIA NATIONAL QUALIFIERS
2004 2009
2005 2010
2006 2011
2007 2012
2008 2013

NAIA SWEET SIXTEEN FINISH
2007
2009

NAIA ELITE EIGHT FINISH
2008
2011
2013

NAIA FAB FOUR SEMIFINALISTS
2012

NAIA NATIONAL FINALIST
2006

NCAA DIVISION II'S LONGEST HOME WIN STREAKS

94 - Lubbock Christian Jan. 1, 2015 -->
87 - Neb.-Kearney Jan. 31, 1995-Nov. 24, 2001
85 - West Tex. A&M Jan. 9, 1987-Dec. 6, 1991

NCAA'S ACTIVE-LEADING HOME WIN STREAKS

94 - LCU (Division II)
42 - North Georgia (Division II)
39 - Hope (Division III)

FIVE THINGS ABOUT CU

1 > The Aggies are off to a 5-4 start to the season. They opened the season 4-0 prior to dropping four consecutive games. They ended the losing streak with an 85-60 win over Western New Mexico Dec. 2. The Aggies tallied 34 points in the third quarter of the win.

2 > CU went 11-8 last season and qualified for the NCAA South Central Region Tournament in Canyon, Texas, where their season ended with a 96-66 loss to LCU. The trip to the NCAA postseason marked their third NCAA postseason appearance in program history.

3 > The contest Wednesday is Cameron's

21-22 LADY CHAPS IN THE RANKINGS

	D2SIDA	WBCA
Preseason	1	1
Poll 1	10	No Poll
Poll 2	6	2
Poll 3	6	2
Poll 4	6	2
Poll 5	4	1
Poll 6	-	-
Poll 7	-	-
Poll 8	-	-
Poll 9	-	-
Poll 10	-	-
Poll 11	-	-
Poll 12	-	-
Poll 13	-	-
Poll 14	-	-
Poll 15	-	-
Final	-	-
Postseason	-	-

second road game of the season. They lost Nov.20 at No.4 Fort Hays State 85-79. Following Wednesday's game, the Aggies will have played top-five programs in each of their road games.

4 > The Aggies rank second nationally in three-point field goals made per game with a rate of 10.9 per contest. They hit 16 against Newman (on 29 attempts) on Nov. 19. Their fewest made in a game this season is seven. All-Region guard Maighan Hedge leads CU with 23 three-pointers and averages 2.6 per game on the season.

5 > Hedge leads the LSC and is fourth nationally in scoring, averaging 22.9 points per game. She had a season-high 30 points on Nov. 27 against Oklahoma Baptist.

THE SERIES AGAINST CU

The Lady Chaps went 2-0 last season against Cameron, with both wins in the postseason, as LCU eliminated CU from the LSC Championship and the NCAA regional tournament. The head-to-head series between LCU and Cameron dates back to 1985 and Cameron holds a 9-5 all-time series advantage. The two programs completed a home-and-home two-year series in 2017-18 and 2018-19, with Cameron topping LCU 66-62 in Lawton on Dec. 8, 2018. Since joining the LSC, LCU is 3-0 against Cameron, with LCU claiming an 89-74 win in Lawton on Dec. 19, 2019 for the only LSC regular season conference meeting between the two programs.

ACTIVE LADY CHAP LEADERS VS. CU

Here is a look at LCU's top three active leaders career vs. CU:

Ashton Duncan 4gp – 13.0 pts/g, 14/31 3-pt fg, 2.5 a/g

Allie Schulte 5gp – 11.0 pts/g, 3.2 a/g, 6/11 3-pt fg

Channing Cunyus 3gp – 9.7 pts/g, 10/16 fg

PRIOR MEETING VS. CU

Mar. 13, 2021 – Canyon, Texas: Top-seeded Lubbock Christian University shot a whopping 81% (17/21) from the field in the second half, and it was a half that followed Ashton Duncan making five of her six three-pointers, as a 65.1% field goal shooting performance and 22 points from Duncan carried LCU to a 96-66 semifinals victory over No.5-seed Cameron at the NCAA Division II Women's Basketball South Central Regional inside First Bank United Center.

Duncan, who became the first Lady Chap to make six three-pointers in a NCAA postseason game, made five three-pointers in the first half, with four drained in the first quarter of play. The Lady Chaps opened the game 1-of-6 from the field (shot over 70% the rest of the way) and the sequence led-up to Duncan's first three-pointer, which capped a 5-0 run and gave LCU their first lead of the game. She would connect on three more three-pointers over the final 3:20 of the quarter to give LCU a 20-8 lead.

Her hot-hand continued in the second quarter, with five points in the first 5:53 of the second quarter to highlight an 11-0 LCU run for a 31-10 LCU lead. The Lady Chaps held Cameron to seven field goals in the first half and took a 41-19 lead into the half, behind a 19-point performance in the half by Duncan.

LCU caught fire in the second half, shooting 84.6% (11-of-13) in the third quarter. Schulte posted 13 points in the quarter and Emma Middleton (was 5-of-5 from the field in the half) provided 11 points, as LCU outscored Cameron 32-21 in the frame. They made 11 consecutive field goal attempts,

GAME-BY-GAME RESULTS AND HIGHS

Opponent	Date	Score	Points	Rebounds	Assists	Steals	Blocked shots
vs Montevallo	11/05/21	69-55	19-Allie Schulte	9-Grace Foster	6-Layne Burr	4-Layne Burr	2-Grace Foster
at Mont. St. Billings	11/06/21	67-61	22-Ashton Duncan	7-Allie Schulte	3-Allie Schulte Layne Burr	3-Channing Cunyus	1-Juliana Robertson
vs Tampa	11/07/21	56-44	18-Layne Burr	7-Juliana Robertson	4-Allie Schulte	3-Allie Schulte	1-Grace Foster Allie Schulte
at Colo. Christian	11/12/21	60-46	19-Layne Burr	8-Channing Cunyus Juliana Robertson	3-Allie Schulte Layne Burr	5-Allie Schulte	1-Audrey Robertson Whitney Cox Allie Schulte
vs Colorado St.-Pueblo	11/13/21	56-64	20-Ashton Duncan	6-Allie Schulte	8-Allie Schulte	3-Juliana Robertson	1-Layne Burr Channing Cunyus Juliana Robertson 2-Grace Foster
LANDER	11/19/21	76-72	12-Allie Schulte Audrey Robertson	8-Grace Foster	5-Layne Burr	1-Allie Schulte Audrey Robertson Maci Maddox Channing Cunyus	2-Grace Foster
DAEMEN	11/20/21	62-37	17-Allie Schulte	7-Juliana Robertson	2-Savannah Sumrall Channing Cunyus Grace Foster Allie Schulte	1-Ashton Duncan Grace Foster Channing Cunyus Maci Maddox Carli Bostwick Savannah Sumrall Whitney Cox Layne Burr	1-Juliana Robertson
vs Minn.-Crookston	11/25/21	62-42	12-Allie Schulte	7-Channing Cunyus	4-Allie Schulte Channing Cunyus	2-Audrey Spurgin Allie Schulte	1-Layne Burr Grace Foster Channing Cunyus Juliana Robertson Audrey Spurgin
at Hawaii Pacific	11/26/21	73-52	22-Allie Schulte	13-Juliana Robertson	6-Allie Schulte	5-Allie Schulte	None
WEST TEX. A&M	12/07/21	60-49	20-Ashton Duncan	15-Juliana Robertson	3-Maci Maddox	2-Juliana Robertson	2-Juliana Robertson
at Western N.M.	12/11/21	67-39	11-Grace Foster	4-Ashton Duncan Reese Schumann Whitney Cox	2-Brylee Winfrey Maci Maddox Layne Burr Whitney Cox Grace Foster	4-Allie Schulte	1-Ashton Duncan Grace Foster

connecting on their last eight attempts of the third quarter for a 73-40 lead to start the final frame.

Not one starter for the Lady Chaps played more than 1:45 in the fourth quarter, as LCU provided their bench some postseason play. The two teams combined for 43 points from their bench in the fourth quarter. LCU had a career-high outing from Brylee Winfrey, who posted five points and led LCU in scoring for the quarter. LCU's largest lead of the game occurred 2:32 into the fourth quarter, on an inside bucket from Audrey Robertson put LCU up 80-42.

Every Lady Chaps member active played at least 4:26 in the contest, leading to a slew of balanced production. LCU posted their program single-game for a NCAA postseason game with 15 steals, and they produced by 10 different Lady Chaps members. LCU also had 10 different Lady Chaps produce an assist (Juliana Robertson and Allie Schulte co-led LCU with four each).

The Lady Chaps also received scoring from 13 of the 14 players which played in the game. Duncan (22 points) and Schulte (21 points) combined for 43 points, and Middleton added 15 points to garner double figures. Schulte was 6-of-9 from the field and 8-for-8 at the free-throw line, which was a season high by a Lady Chaps member this season. She also marked the first Lady Chaps member in a NCAA postseason game to go perfect at the free-throw line with more than seven attempts.


LCU's 65.1% shooting from the field is a season-best mark and their best shooting performance since shooting 69.2% against Eastern New Mexico on Nov. 29, 2014. The Lady Chaps also made 31 free-throw attempts, which was also a season high and LCU's most since making 34 free-throws against ENMU on Dec. 30, 2017.

2021-2022 LCU ROSTER

No.	Name	Pos.	Ht.	Cl.	Yrs.Left	Hometown School	High School
0	Grace Foster	FW	6-1	Fr.	4	Childress, Texas	Childress H.S.
1	Ashton Duncan	G	5-9	Gr.	1	Lubbock, Texas	Trinity Christian H.S.
2	Maci Maddox	G	5-7	So.	4	Lubbock, Texas	Frenship HS
3	Audrey Robertson	G	5-8	So.	4	Kerrville, Texas	Tivy HS
4	Rachel Haase	G	5-8	Fr.	4	Amarillo, Texas	Amarillo H.S.
5	Laynee Burr	G	5-9	Sr.	2	Stratford, Texas	Stratford H.S.
12	Savannah Sumrall	G	5-9	Jr.	3	Wellington, Texas	Wellington H.S.
14	Channing Cunyus	G	5-9	Sr.	2	Canyon, Texas	Canyon H.S.
15	Shaylee Stovall	G	5-6	So.	4	Idalou, Texas	Idalou HS
20	Carli Bostwick	FW/G	5-9	Fr.	4	Lubbock, Texas	Homeschool
21	Allie Schulte	G	5-10	Gr.	1	Nazareth, Texas	Nazareth H.S.
22	Juliana Robertson	FW	5-10	Gr.	1	Kerrville, Texas	Tivy H.S.
23	Brylee Winfrey	G	5-9	Jr.	3	Canyon, Texas	Canyon H.S.
30	Audrey Spurgin	P	6-1	Fr.	4	Fredericksburg, Texas	Fredericksburg H.S.
34	Whitney Cox	FW	6-1	Jr.	3	Flower Mound, Texas	Flower Mound H.S.
40	Reese Schumann	P	6-2	Fr.	4	Houston, Texas	Clear Lake H.S.

Head Coach: Steve Gomez

Assistant Coaches: Vic Self, Kaycie Wilson, Julio Pacheco

**PRONUNCIATIONS**

HAASE: haw-SEE (like "Aussie" but add the "H" sound prior)
 SUMRALL: sum-rah-l
 CUNYUS: kunn-yuss
 STOVALL: stoe-VAHL
 BOSTWICK: BOSS-twick
 SCHULTE: shuhl-tee
 SPURGIN: spur-JEN
 SCHUMANN: shewman

GEO PRONUNCIATIONS

IDALOU: EYE-da-LOO
 NAZARETH: naZRR-eth
 TIVY: tie-vee

CHAPS: shhapps (not CH-apps)

NCAA DIVISION II POLLS

**WBCA DIV.II TOP 25 (12/14/21)**

Rank	School	Pts	1st.	Prev.
1	Lubbock Christian (10-1)	535	16	2
2	Drury (11-1)	516	0	3
3	Texas A&M-Commerce (8-0)	505	5	5
4	Lander (7-1)	468	0	6
5t.	Alaska Anchorage (6-0)	433	0	7
5t.	Fort Hays State (7-1)	433	1	1
7	Glenville State (8-0)	405	0	8
8	Indiana, PA (8-0)	379	0	9
9	Ashland (7-1)	341	0	10
10	Western Washington (7-0)	325	0	11
11	Azusa Pacific (7-1)	315	0	12
12	Nebraska Kearney (8-1)	279	0	17
13	Tampa (10-2)	273	0	13
14	North Georgia (7-1)	267	0	4
15	Valdosta State (7-1)	221	0	15
16	Gannon (5-1)	208	0	14
17	Colorado Mines (8-1)	187	0	16
18	Grand Valley State (8-1)	163	0	19
19	Union, TN (8-2)	158	0	18
20	Saint Cloud State (7-1)	128	0	23
21	Southwestern Oklahoma St.(9-2)	111	0	21
22	Catawba (8-0)	81	0	NR
23	CSU Pueblo (7-2)	67	0	22
24	Minnesota State Mankato (9-0)	52	0	NR
25	Barton (7-1)	49	0	25

Dropped out: No. 20 Lee, TN (8-2); No. 24 Michigan Tech (8-2).
Others receiving votes: University of the Sciences (7-1) 41; Eckerd (6-0) 29; Michigan Tech (8-2) 24; Lee, TN (8-2) 22; Carson-Newman (8-2) 15; Ferris State (10-1) 14; Saginaw Valley State (8-2) 14; Southern Indiana (7-1) 14; Shepherd (8-0) 10; Southern New Hampshire (8-1) 7; West Florida (7-1) 5; Savannah State (6-0) 4.

**D2SIDA DIV.II TOP 25 (12/14/21)**

Rank	School	Rec	Pts	Prev.
1	Alaska-Anchorage (10)	6-0	386	1
2	Drury (3)	11-1	369	4
3	Texas A&M-Commerce	8-0	366	3
4	Lubbock Christian (3)	10-1	363	6
5	Lander	7-1	341	5
6	Indiana (Pa.)	8-0	311	8
7	Nebraska-Kearney	8-1	263	14
8	Western Washington	7-0	262	9
9T	Ashland	7-1	248	10
9T	Tampa	10-2	248	11
11	Catawba	9-0	243	12
12	Glenville State	8-0	219	13
13	Missouri Western	8-0	210	20
14	Fort Hays State	7-1	182	2
15	Colorado School of Mines	8-1	177	15
16	USciences	7-1	151	21
17	North Georgia	7-1	133	7
18	Union (Tenn.)	8-2	121	16
19	Eckerd	6-0	105	RV
20	Shepherd	8-0	99	22
21	Cal State-East Bay	8-1	94	23
22	Minnesota State	9-0	66	25
23	Southern Indiana	7-1	59	NR
24	Colorado State-Pueblo	7-2	45	RV
25	Azusa Pacific	7-1	33	RV

RV: Southern New Hampshire 29, Grand Valley State 25, Wingate 25, Gannon 24, Southwestern Oklahoma State 10, Carson-Newman 7, Valdosta State 7, Pace 6, Texas A&M International 2, Stanislaus State 1
DO: Bentley, Michigan Tech, Lee, Grand Valley State

**NCAA SOUTH CENTRAL REGIONAL RANKINGS**

Rank School vs. D2 rec. In-Region

**D2SIDA SOUTH CENTRAL REGION POLL**

Rank	School (First-Place Votes)	W-L	Pts.	Prev.
T-1	Lubbock Christian (3)	10-1	57	2
T-1	Texas A&M-Commerce (3)	8-0	57	1
T-3	Colorado School of Mines	8-1	44	3
T-3	Colorado State Pueblo	7-2	44	4
5	Texas A&M International	6-1	29	5
6	Colorado Mesa	8-1	28	6
7	Texas Woman's	6-2	23	7
8	Texas A&M-Kingsville	6-2	10	RV
9	Texas Tyler	4-1	9	9
T-10	Regis	6-3	8	10
T-10	Westminster	5-3	8	RV

WEBSITE & BROADCAST PARTNERS

ON THE NET - WWW.LCUCHAPS.COM

The official website of LCU Athletics is where you can find everything relating to the LCU basketball teams. Schedules, results, rosters, bios, statistics and game notes can be found there.

ON THE AIR

Each game will be broadcast on the LSC Digital Network as an option for fans unable to attend. The LSC Digital Network will offer season passes for basketball, giving fans access to all regular-season contests on the network for that sport. In addition, viewers will continue to have the option to purchase a \$10 day pass that provides access to all broadcasts aired that day and access to all archived content for 24 hours.

2021-22 LSC Digital Network Rates

24-Hour Day Pass:	\$10.00
Men's and Women's Basketball Season Pass:	\$75.00
Archive Download:	\$10 per broadcast

The LSC Digital Network is in its third year showcasing the academic and athletic events of the league and its 18 member institutions. Fans can watch games and purchase passes online at www.lonestarconferencenetwork.com or www.lcuchaps.com live on computer and mobile devices. Viewers can also tune in to games on the LSC Digital Network via OTT apps available on Apple TV, Amazon Fire TV, Android TV and Roku by searching for "LSC Digital Network."

**DIGITAL NETWORK**

HEAD COACH STEVE GOMEZ

AT LCU: 19th Season (458-126)
OVERALL: 19th Season (458-126)

PERSONAL

HOMETOWN: Lubbock, Texas
SPOUSE: Shawna
CHILDREN: Hayden, Landon

EDUCATION

Lubbock Christian / 1988

COACHING EXPERIENCE

Lubbock Cooper High School (7 seasons)
LCU (19th season)



In 10 seasons at the helm while an NAIA institution, the Lady Chaps made 10 consecutive trips to the NAIA Division I Women's Basketball National Championship tournament. Coach Gomez's arrival to the LCU women's basketball program certainly changed the foundation of the program. In those 10 seasons at the helm, LCU posted a 234-96 record under Gomez in the NAIA.

LCU jumped into NCAA Division II transition in 2013 (membership in 2015) and the results have not changed since transitioning. LCU went a remarkable 25-1 overall in 2013-2014 and they completed the Heartland Conference with a perfect 20-0 mark for their first perfect conference record in program history. They followed in 2014-2015 claiming Co-Heartland Conference Regular Season title honors after a 15-3 stretch in conference and a 21-7 overall season. That led to an astounding 2015-2016 season. A season that started off with an exhibition game loss at NCAA Div. I No. 1 Connecticut and ended with a perfect 35-0 season in LCU's first season eligible for NCAA postseason. They went 18-0 in Heartland Conference play to capture a regular season title and then a Heartland Conference Tournament title (first season eligible for the tournament). The Lady Chaps went on to capture a South Central Regional Tournament title and eventually a NCAA Div. II National Title. Gomez claimed WBCA NCAA Div. II National Coach of the Year honors and also spent a portion of the offseason as a court coach at the 2016 USA Basketball Women's U17 World Championship Team Trials in Colorado Springs, Colo.

2016-17 served as a rebuilding year for the Lady Chaps, who returned one starter off the championship squad. Despite the rebuilding, LCU still went 19-11 overall and 12-4 in conference, en route to the Heartland Conference Tournament championship game, which they lost to St. Edward's. They bounced back in 2017-18, claiming another Heartland Conference regular season and tournament title, leading to Gomez receiving Heartland Conference Coach of the Year honors. The Lady Chaps hosted the NCAA Division II South Central Region Tournament for a second time and won the tournament to stamp their second berth towards an NCAA Division II Elite Eight Tournament loss. They lost to eventual national champion Central Missouri at the tournament held in Sioux Falls, S.D., ending their season with a 31-2 record.

The Lady Chaps returned to the Elite Eight Tournament for the third year in a four-year span in the 2018-19 season after claiming a Heartland Conference regular season and tournament title, along with a NCAA Division II South Central Region tournament championship after wins at Colorado Mesa and at home over Angelo State. LCU made an outstanding run towards their second NCAA Division II National Title, defeating Southwestern Oklahoma State in double overtime to claim the trophy. Gomez, who picked up his third Heartland Coach of the Year honor, became the seventh head coach in NCAA Division II women's basketball history to claim multiple titles. He also was named Female Team Coach of the Year at the West Texas Sports Persons of the Year Banquet following the season.

LCU's title defense was rudely interrupted by the COVID Pandemic in 2019-20. LCU was 28-3 and claimed the Lone Star Conference Championship during their first season in the conference. LCU was chosen to host the NCAA Division II South Central Regionals for a third time, but the COVID shutdown halted the remainder of the season less than 24 hours prior to the first tournament game.

COVID went from being a wall to a hurdle in 2020-21, and one the Lady Chaps would be able to jump over. Through many cancellations and unknowns, LCU claimed a Lone Star Conference title and went to Canyon, Texas, where they claimed a NCAA Division II South Central title and a berth to another NCAA Elite Eight Tournament in Columbus, Ohio. It was there, LCU would claim their third national title, with wins over Daemen, Central Missouri and Drury to complete a 23-0 perfect season. They were the first NCAA Division II program to complete two undefeated seasons.

In 18 seasons at LCU (the 2020-21 season marks his 19th), Gomez enters the 2020-2021 season with a 448-125 collegiate coaching record. The 2021-22 season marks LCU's ninth since leaving the NAIA and LCU is 214-29 in that span (88.1%).

In their final two seasons in the NAIA (2011-2012, 2012-2013), LCU set program single-season win records in each of the seasons. The Lady Chaps went 31-4 in 2013-2014, setting a program single-season wins mark (31). The Lady Chaps won their first ever Sooner Athletic Conference Tournament title en route to their final trip to the NAIA National Championship tournament. In 2011-2012, LCU went 28-6 and made their second ever appearance in the Semifinals of the NAIA National Championship Tournament. They lost out to eventual national champions Oklahoma City to mark the second consecutive season in which they lost out to the team who would claim the title. LCU claimed their second Sooner Athletic Conference crown in program history, as they joined Oklahoma City as conference co-champions with a 21-1 record. They handed OCU their only loss of the season.

LCU went 25-10 in 2010-2011 and marched into the Elite Eight for a third time in program history. The Lady Chaps, who finished third in the Sooner Athletic Conference, lost in the NAIA National Championship to eventual national champion Azusa Pacific.

LCU went 19-12 in the 2009-2010 season, which included a 13-9 finish in the Sooner Athletic Conference, and had their season come to an end in the National Tournament. The highlight of the season was an exhibition victory inside the United Spirit Arena against Texas Tech University.

In 2009-2010, the Lady Chaps finished with a solid 27-7 record and made a trip to the Sweet Sixteen of the National Tournament following a second-place Sooner Athletic Conference season. Gomez chalked up a milestone during the season, becoming the all-time women's basketball wins leader at LCU.

LCU had a memorable 2007-2008 campaign, as the Lady Chaps made another voyage to the NAIA National Tournament. The Lady Chaps completed a 25-10 season, which included a trip to the Elite Eight in the tournament for their second best finish in program history.

In 2006-2007, Gomez led the Lady Chaps to a myriad of firsts in their near thirty year history. Lubbock Christian never left the top-10 in the NAIA National Poll, and set a school mark for wins in a season with 26, eclipsing the school mark of 23 they set the prior season. In addition, LCU made its fourth consecutive trip to the NAIA National Tournament, finishing in the Sweet Sixteen and most impressively, the Lady Chaps captured a share of the Sooner Athletic Conference regular season championship, becoming the first school from outside of the State of Oklahoma to do so in the thirty-one years since the conference was founded.

In 2005-2006, Gomez's Lady Chaps enjoyed what was arguably at the time the best season in school history, as they finished with an overall record of 23-12, and made an unparalleled run at the NAIA National Tournament. Seeded sixth in their eight team bracket in the tournament, Gomez's girls proceeded to oust four of the top six teams in the nation and become the lowest seed ever to reach either the Fab Four or National Championship; appropriately enough, he was named the SAC's Coach of the Year.

In his first season, Gomez's Lady Chaps went 16-14 and finished fifth in the Sooner Athletic Conference. While this might appear to be an average year, big wins for the Lady Chaps and entry into the NAIA National Poll for the first time proved good enough for an at-large bid to the NAIA National Tournament. LCU women's first trip to the big dance. In his second season, the Lady Chaps were able to maintain that level of success. After getting off to the best conference start since joining the Sooner Athletic Conference at 6-2, LCU finished SAC play at 10-8, good enough for another fifth place finish, and for the second season in a row, Coach Gomez guided the Lady Chaps to the NAIA National Tournament.

An LCU graduate, Gomez was a standout perimeter player for Coach John Copeland in the late 1980s, and to this day, he still holds the school record for career free throw percentage at .855. He graduated in 1988 with a Bachelor's of Science Degree in Mathematics and consistently used his degree to teach in the classroom while pursuing coaching on the sidelines. Gomez's career began at Lubbock Monterey High School where he served as an assistant coach in the men's basketball program from 1988 to 1995. In 1996, Gomez accepted the men's basketball head coaching position at Lubbock Cooper High School, where he remained until returning to Lubbock Christian University to take over the reigns of the Lady Chaps in 2003. During his seven seasons at Cooper, the basketball program broke new ground making the playoffs four times, managing the school's first state ranking, and capturing the Pirates only district championship in Gomez's final season. One of the main reasons Coach Gomez is so successful on the court is the support he receives off of it. Steve has been married to his wife Shawna for 31 years, and the couple has two sons: Hayden and Landon.



VIC SELF ASSISTANT COACH

Self is a longtime familiar face to basketball among the South Plains. He spent 25 years coaching basketball at Lubbock's Monterey High School and 20 spent as the head coach of the Plainsmen boys' basketball team. Self is no stranger to LCU. The Portales, New Mexico native lettered in basketball and tennis at Lubbock Christian in 1980-1981, after spending two years at Eastern New Mexico University. His first coaching job was as an assistant coach for John Copeland on the Chaps basketball staff. In two decades at Monterey, Self compiled a 416-237 record, four district titles and 13 playoff appearances. Monterey even made a trip to the regional tournament. He rejoins Gomez, but in a reversal of roles. Gomez served as an assistant for Self from 1988-1996. Self resigned from coaching basketball in 2008, but continued to coach boy's golf at Monterey until retiring in 2011. Self has been on staff for all three of LCU's national titles.

ern New Mexico University. His first coaching job was as an assistant coach for John Copeland on the Chaps basketball staff. In two decades at Monterey, Self compiled a 416-237 record, four district titles and 13 playoff appearances. Monterey even made a trip to the regional tournament. He rejoins Gomez, but in a reversal of roles. Gomez served as an assistant for Self from 1988-1996. Self resigned from coaching basketball in 2008, but continued to coach boy's golf at Monterey until retiring in 2011. Self has been on staff for all three of LCU's national titles.



KAYCIE WILSON - ASSISTANT COACH

Kaycie joined the LCU women's basketball coaching staff in the 2014-15 season as a graduate assistant through the 2015-16 season. She has played an integral role in the coaching staff for all three NCAA national championships. She spent her senior season (2013-14) playing in the interior of LCU's first season in the Heartland Conference, which went 20-0 in conference for a regular season first place finish. She spent three seasons (09/10 - 11/12) at NCAA Div. I Missouri-Kansas City, where she combined to average 4.9 points and 3.9 rebounds in 87 games. The forward also combined for 44 steals, 95 assists and 34 blocks for UMKC (21 blocks as a sophomore). Boyles was a multiple recipient on The Summit League Winter/Spring Academic All-League Team and the Commissioner's List of Academic Excellence as a distinguished scholar. She is a Lubbock native and a product of Coronado High School, where she was rated the No.45 best forward in the nation by Collegiate Girls Basketball Report and the No.55 best player in Texas by Premier Basketball Report. The multi-winning All-State recipient was named the Girls Basketball Player of the Year by the Lubbock Avalanche Journal, as well as the 2009 5A-4A All-South Plains Player of the Year after 17.6 points and 7.9 rebounds a game.



LONE STAR CONFERENCE

THIS WEEK'S GAMES

Wednesday, December 15

Southwest (N.M.) at Texas Permian Basin
Cameron at LCU

Thursday, December 16

Texas A&M International at St. Edward's
Champion Christian at Eastern New Mexico
UAFA at UT Tyler
Texas A&M-Commerce at Midwestern State

Friday, December 17

West Texas A&M vs. Montana State Billings (Las Vegas, Nev.)

Saturday, December 18

Oklahoma Christian at UT Tyler
Texas A&M International at St. Mary's
Texas A&M-Kingsville at St. Edward's
West Texas A&M vs. Southern Indiana (Las Vegas, Nev.)

LSC PLAYERS OF THE WEEK

Date	Offensive	Defensive	
11/15	Maighan Hedge	CU	Allie Schulte LCU
11/22	Allie Schulte	LCU	Grace Foster LCU
11/29	Emily Swiercz	TAMU	Allie Schulte LCU
12/6	Rai Brown	TAMU	Brielle Woods TWU
12/13	Madeline Stephens	ASU	Juliana Robertson LCU

PRESEASON POLL

School	1st	Total Points
1. Lubbock Christian	40	741
2. Texas A&M-Commerce	3	674
3. West Texas A&M		647
4. Cameron		590
5. Midwestern State		560
6. Texas A&M International		490
7. St. Mary's		411
8. Oklahoma Christian		397
9. St. Edward's		384
10. Texas A&M-Kingsville		368
11. Texas Woman's		309
12. UT Permian Basin		249
13. Eastern New Mexico		241
14. UAFA		228
15. Angelo State		194
16. UT Tyler	1	132
17. Western New Mexico		117

2021-22 LONE STAR CONFERENCE STANDINGS

School	CONF.	CPct.	Overall	Pct.	Strk	Home	Away	Neutral
Texas A&M-Commerce	0-0	0.000	9-0	1.000	W9	4-0	4-0	1-0
Lubbock Christian	0-0	0.000	10-1	0.909	W6	3-0	4-0	3-1
Texas A&M International	0-0	0.000	6-1	0.857	L1	6-0	0-1	0-0
UT Tyler	0-0	0.000	5-1	0.833	W4	2-1	1-0	2-0
Texas A&M-Kingsville	0-0	0.000	6-2	0.750	W3	4-0	1-1	1-1
Texas Woman's	0-0	0.000	6-3	0.667	L1	2-2	3-0	1-1
St. Edward's	0-0	0.000	6-3	0.667	L1	4-0	2-2	0-1
Eastern New Mexico	0-0	0.000	4-2	0.667	W1	0-1	2-1	2-0
Midwestern State	0-0	0.000	5-3	0.625	L1	3-1	2-2	0-0
Cameron	0-0	0.000	5-4	0.556	W1	4-3	0-1	1-0
West Texas A&M	0-0	0.000	6-6	0.500	L1	5-3	1-2	0-1
Western New Mexico	0-0	0.000	4-4	0.500	W1	4-2	0-2	0-0
UAFA	0-0	0.000	2-5	0.286	L1	1-4	1-1	0-0
Angelo State	0-0	0.000	3-8	0.273	W3	3-2	0-2	0-4
UT Permian Basin	0-0	0.000	2-8	0.200	W1	1-1	0-5	1-2

OFFENSIVE RANKINGS

Team	G	W-L	PTS	AVG/G
1 Texas A&M International	7	6-1	576	82.3
2 Texas A&M-Commerce	9	9-0	736	81.8
3 Cameron	9	5-4	724	80.4
4 UT Tyler	6	5-1	432	72.0
5 St. Edward's	9	6-3	625	69.4
6 Midwestern State	8	5-3	548	68.5
7 West Texas A&M	12	6-6	811	67.6
8 Texas Woman's	9	6-3	582	64.7
9 Lubbock Christian	11	10-1	708	64.4
10 Oklahoma Christian	7	0-7	447	63.9
11 Angelo State	11	3-8	671	61.0
12 Texas A&M-Kingsville	8	6-2	481	60.1
13 UT Permian Basin	10	2-8	599	59.9
14 Eastern New Mexico	6	4-2	359	59.8
15 St. Mary's	9	0-9	519	57.7
16 UAFA	7	2-5	402	57.4
17 Western New Mexico	8	4-4	453	56.6

DEFENSIVE RANKINGS

Team	G	W-L	PTS	AVG/G
1 Lubbock Christian	11	10-1	561	51.0
2 Texas A&M-Kingsville	8	6-2	456	57.0
3 St. Edward's	9	6-3	518	57.6
4 Texas Woman's	9	6-3	523	58.1
5 Western New Mexico	8	4-4	483	60.4
6 Eastern New Mexico	6	4-2	368	61.3
7 West Texas A&M	12	6-6	738	61.5
8 Texas A&M-Commerce	9	9-0	560	62.2
9 UT Tyler	6	5-1	378	63.0
10 Angelo State	11	3-8	704	64.0
11 UT Permian Basin	10	2-8	645	64.5
12 Texas A&M International	7	6-1	478	68.3
13 Cameron	9	5-4	630	70.0
14 UAFA	7	2-5	495	70.7
15 Midwestern State	8	5-3	569	71.1
16 St. Mary's	9	0-9	645	71.7
17 Oklahoma Christian	7	0-7	558	79.7

SCORING LEADERS

	GP	Min	FG	3FG	FT	Points	AVG
1 Hedge, Maighan (Cameron)	9	288	71	23	41	206	22.9
2 Brown, Raiana (Texas A&M Int'l)	7	170	54	0	27	135	19.3
3 Wilson, Hannah (St. Mary's)	9	307	67	0	32	166	18.4
4 Davis, Liah (UT Tyler)	6	179	46	0	4	96	16.0
5 Frances King (Midwestern State)	8	274	41	5	40	127	15.9
6 Moyer, Sadie (Texas Woman's)	9	323	44	14	37	139	15.4
7 Robinson, Dyani (Texas A&M-Commerce)	9	235	48	11	31	138	15.3
8 Bain, Brooklin (Oklahoma Christian)	7	251	42	3	20	107	15.3
9 Bradley, Kate (Oklahoma Christian)	7	264	34	18	17	103	14.7
10 Roberts, Zamorye (West Texas A&M)	9	261	47	13	23	130	14.4

REBOUND LEADERS

	GP	OFF	AVG/G	DEF	AVG/G	TOT.	AVG/G
1 Wilson, Hannah (St. Mary's)	9	38	4.2	64	7.1	102	11.3
2 Bain, Brooklin (Oklahoma Christian)	7	25	3.6	50	7.1	75	10.7
3 Johnson, Destiny (Western NM)	8	21	2.6	52	6.5	73	9.1
4 Lewis, Alivia (West Texas A&M)	12	29	2.4	71	5.9	100	8.3
5 Davis, Liah (UT Tyler)	6	21	3.5	27	4.5	48	8.0
6 Stephens, Madeline (Angelo State)	11	22	2.0	61	5.5	83	7.5
7 Motschenbacher, Karley (W.Texas A&M)	12	49	4.1	41	3.4	90	7.5
8 Kernal, DesiRay (Texas A&M-Commerce)	9	22	2.4	43	4.8	65	7.2
9 Morgan Lenahan (Midwestern State)	8	7	0.9	48	6.0	55	6.9
10 Hannah Reynolds (Midwestern State)	7	9	1.3	39	5.6	48	6.9

STEALS LEADERS

	GP	No.	AVG/G
1 Munoz, Avalon (UT Permian Basin)	10	29	2.9
2 Peterson, Stephanie (Cameron)	9	25	2.8
3 Roberts, Zamorye (West Texas A&M)	9	22	2.4
4 Morgan Lenahan (Midwestern State)	8	19	2.4
5 Schulte, Allie (Lubbock Christian)	11	26	2.4
6 Stone, Bella (Eastern New Mexico)	6	14	2.3
7 Swiercz, Emily (Texas A&M Int'l)	6	13	2.2
8 Motschenbacher, Karley (W.Texas A&M)	12	24	2.0
9 Hedge, Maighan (Cameron)	9	18	2.0
10 Woods, Brielle (Texas Woman's)	9	18	2.0

3FGM LEADERS

	GP	3FGM	AVG/G
1 Duncan, Ashton (Lubbock Christian)	11	31	2.8
2 Bradley, Kate (Oklahoma Christian)	7	18	2.6
3 Hedge, Maighan (Cameron)	9	23	2.6
4 Swiercz, Emily (Texas A&M International)	6	15	2.5
5 Tschritter, Jayde (Texas A&M-Kingsville)	8	17	2.1
6 Sheridan Bostic (Midwestern State)	8	17	2.1
7 Chavez, Kaela (Western New Mexico)	8	16	2.0
8 Hardeman, Sydney (St. Mary's)	8	15	1.9
9 Gutierrez, Montse (UT Tyler)	6	11	1.8

FIELD GOAL LEADERS

	GP	FG	FGA	PCT
1 Brown, Raiana (Texas A&M Int'l)	7	54	79	.684
2 Davis, Liah (UT Tyler)	6	46	79	.582
3 Hedge, Maighan (Cameron)	9	71	135	.526
4 Wilson, Hannah (St. Mary's)	9	67	130	.515
5 Peterson, Stephanie (Cameron)	9	45	96	.469
6 Bain, Brooklin (Oklahoma Christian)	7	42	103	.408

ASSIST LEADERS

	GP	No.	AVG/G
1 Hedge, Maighan (Cameron)	9	40	4.4
2 Langton, Eva (Texas A&M International)	7	31	4.4
3 Frances King (Midwestern State)	8	35	4.4
4 Brown, Payton (Angelo State)	11	46	4.2
5 Whitehead, Destiny (UT Tyler)	6	24	4.0
6 Quiroz, Evelyn (Texas A&M International)	7	27	3.9
7 Bradley, Kate (Oklahoma Christian)	7	26	3.7
8 Munoz, Avalon (UT Permian Basin)	10	36	3.6
9 Schulte, Allie (Lubbock Christian)	11	39	3.5
10 Peterson, Stephanie (Cameron)	9	31	3.4

BLOCKS LEADERS

	GP	No.	AVG/G
1 Dufek, Sammie (St. Edward's)	9	26	2.9
2 Hannah Reynolds (Midwestern State)	7	20	2.9
3 Lewis, Alivia (West Texas A&M)	12	26	2.2
4 Davis, Liah (UT Tyler)	6	11	1.8
5 Johnson, Destiny (Western NM)	8	14	1.8
6 Blackburn, Kendall (Oklahoma Christian)	7	10	1.4
7 Wilson, Hannah (St. Mary's)	9	11	1.2
8 Decker, Kamirah (Eastern New Mexico)	6	7	1.2
9 Langton, Eva (Texas A&M International)	7	8	1.1
10 Peterson, Stephanie (Cameron)	9	10	1.1

3FG% LEADERS

	GP	3FG	3FGA	PCT
1 Hedge, Maighan (Cameron)	9	23	52	.442
2 Tschritter, Jayde (Tx A&M-Kingsville)	8	17	40	.425
3 Chavez, Kaela (Western NM)	8	16	39	.410
4 Sheridan Bostic (Midwestern St.)	8	17	43	.395
5 Duncan, Ashton (Lubbock Christian)	11	31	79	.392

FT% LEADERS

	GP	FT	FTA	PCT
1 Schulte, Allie (Lubbock Christian)	11	38	40	.950
2 Moyer, Sadie (Texas Woman's)	9	37	42	.881
3 Morgan Lenahan (Midwestern State)	8	35	40	.875
4 Hedge, Maighan (Cameron)	9	41	48	.854
5 Wykoff, Alexus (UT Permian Basin)	8	29	34	.853
6 Ingram, Ashley (Texas Woman's)	9	23	27	.852
7 Quiroz, Evelyn (Texas A&M Int'l)	7	23	27	.852
8 Robinson, Dyani (A&M-Commerce)	9	31	37	.838

Turnovers Leads to LCU Topping Mustangs On The Road

LCU Did Not Have One Player With More Than One Turnover, While Forcing 23 Turnovers



67

Dec. 11 - SILVER CITY, N.M.

DRAG'S COURT



39

LUBBOCK CHRISTIAN -VS- WESTERN N.M.

No.2 Lubbock Christian University outscored Western New Mexico 33-4 in points-off-turnovers, as the Lady Chaparrals cruised past the Mustangs 67-39 Saturday inside Drag's Court in a non-conference contest between a pair of Lone Star Conference programs.

WNMU hit two of their first shot attempts, including a three-pointer by Alina Simon, and the Mustangs had an early 5-4 lead. It would be the Lady Chaps contest the rest of the way. LCU used a 6-0 run and a pair of 5-0 runs, including one to close the first quarter, for a 20-9 lead. The Lady Chaps were 9-of-16 from the field in the opening frame (56.3%), with Laynee Burr leading the squad with six points. Burr and teammate Allie Schulte each had two steals in the quarter, which helped LCU outscore the Mustangs 9-0 in the quarter in points-off-turnovers.

The trend continued in the second quarter, as WNMU never tallied consecutive field goals in the quarter. Channing Cunyus drained a pair of three-pointers during an 8-0 run in the quarter, and they closed the half on a 10-0 run with three-pointers from Shaylee Stovall and Grace Foster, who hit her bucket with five seconds left in the half for a 42-15 halftime lead.

LCU was 4-of-7 (57.1%) in the second quarter from long range. Cunyus, who had two of LCU's three-pointers in the quarter, led LCU in the quarter with six points.

At the half, LCU was 54.5% (18/33) from the field. Six Lady Chaps had at least five points tallied in the first half, but no player had more than six points. LCU committed one turnover in the half, while forcing 14 turnovers, which led to a 19-0 scoring advantage in the half in points-off-turnovers.

LCU opened the second half on a 10-4 run and went to all their resources. Fourteen different Lady Chaps were mixed into play during the quarter. Ashton Duncan had four points in the quarter before making way to the Lady Chaps reserves, as her four points co-lead the team in the quarter with Whitney Cox, who had four points (all from the line) in the quarter. LCU produced their largest lead of the game during the quarter, as Foster knocked down a jumper for a 52-19 (33-point) lead with 3:57 remaining in the quarter.

Foster would lead LCU in the fourth quarter with four points, as she completed the game leading LCU with 11 points. All 15 Lady Chaps dressed produced playing time. No Lady Chap played more than 21:02 and no player played less than 5:16. Of the 15 Lady Chaps participating, no Lady Chaps member had more than one turnover, as LCU had a 23-8 advantage in turnovers forced. LCU had a season-high 15 steals, with four by Schulte.

LCU's 33 points-off-turnovers is a season-high and is their highest mark since scoring 34 points last season (Feb. 12, 2021) against WNMU. On the flip side, LCU has held WNMU to a combined 11 points off turnovers in the last three-meetings combined (3.7 per game).

WNMU (3-4) did not have anyone in double figures. They were held to 34.8% (16/46) shooting from the field and were 3-of-14 (21.4%) from three-point range.

The win was LCU's sixth consecutive win overall (10-1) and it was their 10th consecutive win over WNMU in the all-time series (13-10 all-time).

TURNING POINT

WNMU had a brief 5-4 lead 2:45 into the game, but LCU responded by scoring 16 of the next 20 points. The Mustangs went 2-of-10 from the field (20%) on their first 10 shots once taking the 5-4 lead, while LCU hit eight of their next 12 shot attempts. Their spark in the first quarter was an 11-2 run, which consisted of four points each from Laynee Burr and Audrey Robertson.

Lubbock Christian 67 • 10-1,0-0 Lone St

#	Player	Total		3-Ptr		Rebounds		PF	TP	A	TO	Blk	Stl	Min
		FG-FGA	FT-FTA	FG-FGA	FT-FTA	Off	Def							
22	Juliana Robertson	2-5	0-1	1-2	0-0	0	0	0	5	1	1	0	0	15
24	Ashton Duncan	3-6	1-3	0-0	1-3	4	1	7	2	1	0	1	1	18
05	Laynee Burr	4-7	0-1	1-2	0-0	1	2	0	8	2	0	0	2	19
14	Channing Cunyus	2-5	2-2	0-0	1-0	1	1	1	6	1	1	0	3	21
21	Allie Schulte	3-8	0-2	0-0	0-1	1	0	6	0	0	0	0	4	17
00	Grace Foster	4-6	2-2	1-2	0-1	1	1	11	2	1	1	0	14	14
02	Maci Maddox	1-4	0-1	0-0	0-2	2	1	2	2	0	0	2	18	18
03	Audrey Robertson	4-5	1-1	0-0	0-2	2	2	9	0	0	0	1	13	13
12	Savannah Sumrall	0-1	0-0	0-0	0-1	1	1	0	0	0	0	1	9	9
15	Shaylee Stovall	2-3	2-3	0-0	0-0	1	1	6	0	1	0	0	13	13
20	Carli Bostwick	0-0	0-0	0-0	0-0	0	0	0	0	0	1	0	7	7
23	Brylee Winfrey	0-2	0-2	0-0	0-1	1	1	0	2	0	0	1	9	9
30	Audrey Spurgin	0-3	0-0	1-2	0-0	0	2	1	0	1	0	0	5	5
34	Whitney Cox	0-1	0-0	4-4	0-0	4	4	1	4	2	1	0	13	13
40	Reese Schumann	1-2	0-0	0-0	1-3	4	0	2	0	0	0	0	9	9
Team		0	0	0	0	0	0	0	0	0	0	0	0	0
Totals		26-58	8-18	7-10	4-19	23	12	67	12	8	2	15	200	

1st - FG %:	9-16	56.3%	2nd: 9-17	52.9%	3rd: 4-13	30.8%	4th: 4-12	33.3%	Game: 26-58	44.8%	Deadball	
3FG %:	1-3	33.3%	4-7	57.1%	0-3	0.0%	3-5	60.0%	8-18	44.4%	Rebounds	
FT %:	1-2	50.0%	0-0	0.0%	4-4	100.0%	2-4	50.0%	7-10	70.0%	5,5	

Western N.M. 39 • 3-4,0-0 Lone Sta

#	Player	Total		3-Ptr		Rebounds		PF	TP	A	TO	Blk	Stl	Min
		FG-FGA	FT-FTA	FG-FGA	FT-FTA	Off	Def							
03	Zyan Smith	3-10	0-2	2-2	0-0	5	5	0	8	2	3	0	0	33
24	Destiney Johnson	0-6	0-0	2-2	1-6	7	3	2	1	0	1	1	18	18
05	Alina Simon	2-3	1-2	0-0	1-3	4	0	5	0	4	0	0	22	22
10	Cassandra Vickery	1-4	1-1	0-0	1-0	1	4	3	0	1	0	0	20	20
23	Abigail Walter	2-6	1-4	0-0	1-2	3	0	5	3	5	0	0	29	29
04	Cynaye Bobbitt	0-1	0-1	0-0	0-0	0	0	0	0	0	0	0	2	2
12	Myia Lee	4-8	0-2	0-1	0-3	3	1	8	1	5	0	2	24	24
21	Olivia Lee	3-5	0-0	0-1	1-4	5	4	6	1	1	0	0	22	22
31	Bria Reed	0-0	0-0	0-0	0-0	0	0	0	0	0	0	0	5	5
32	Kaela Chavez	1-3	0-2	0-0	0-1	1	0	2	0	2	0	1	15	15
Team		0	0	0	0	0	0	0	0	0	0	0	1	1
Totals		16-46	3-14	4-6	5-24	29	12	39	8	23	0	4	200	

1st - FG %:	4-12	33.3%	2nd: 3-12	25.0%	3rd: 5-12	41.7%	4th: 4-10	40.0%	Game: 16-46	34.8%	Deadball	
3FG %:	1-3	33.3%	0-1	0.0%	1-5	20.0%	1-5	20.0%	3-14	21.4%	Rebounds	
FT %:	0-1	0.0%	0-0	0.0%	2-3	66.7%	2-2	100.0%	4-6	66.7%	3,2	

Officials: R. Skotro, A. Avsumi, T. Clark
 Technical fouls: Lubbock Christian-None. Western N.M.-None.
 Attendance: 126
 2021-22 Women's Basketball. Round: 0. Lubbock Christian vs Western N.M.. Playe

Score by periods	1st	2nd	3rd	4th	Total
Lubbock Christian	20	22	12	13	67
Western N.M.	9	6	13	11	39



2021-22 STATISTICS

RECORD:	OVERALL	HOME	AWAY	NEUTRAL
ALL GAMES	10-1	3-0	4-0	3-1
CONFERENCE	0-0	0-0	0-0	0-0
NON-CONFERENCE	10-1	3-0	4-0	3-1

##	Player	gp-gs	min	avg	Total		3-Point		F-Throw		Rebounds				pf	dq	a	to	blk	stl	pts	avg
					fg-fga	fg%	3fg-fga	3fg%	ft-fa	ft%	off	def	tot	avg								
00	Grace Foster	11-0	160	14.5	27-52	.519	7-18	.389	9-11	.818	8	29	37	3.4	14	0	6	14	7	3	70	6.4
01	Ashton Duncan	11-11	323	29.4	50-110	.455	31-79	.392	10-12	.833	4	26	30	2.7	13	0	10	8	1	7	141	12.8
02	Maci Maddox	10-0	106	10.6	4-18	.222	0-1	.000	6-6	1.000	0	4	4	0.4	4	0	6	3	0	6	14	1.4
03	Audrey Robertson	11-0	175	15.9	16-48	.333	3-15	.200	10-13	.769	6	7	13	1.2	9	0	1	6	2	7	45	4.1
05	Laynee Burr	11-11	315	28.6	36-80	.450	9-27	.333	18-21	.857	7	25	32	2.9	28	0	29	11	2	14	99	9.0
12	Savannah Sumrall	6-0	29	4.8	1-4	.250	0-0	.000	0-0	.000	1	2	3	0.5	2	0	2	4	0	2	2	0.3
14	Channing Cunyus	11-11	285	25.9	31-68	.456	12-32	.375	15-17	.882	8	34	42	3.8	17	0	20	11	3	15	89	8.1
15	Shaylee Stovall	8-0	51	6.4	2-6	.333	2-5	.400	4-6	.667	0	6	6	0.8	4	0	3	1	0	0	10	1.3
20	Carli Bostwick	6-0	23	3.8	1-5	.200	0-2	.000	0-2	.000	0	1	1	0.2	2	0	0	2	0	2	2	0.3
21	Allie Schulte	11-11	309	28.1	44-92	.478	13-36	.361	38-40	.950	5	37	42	3.8	17	0	39	16	3	26	139	12.6
22	Juliana Robertson	11-11	283	25.7	25-64	.391	2-11	.182	13-17	.765	17	58	75	6.8	33	2	14	26	6	6	65	5.9
23	Brylee Winfrey	6-0	31	5.2	1-11	.091	1-7	.143	4-5	.800	0	4	4	0.7	6	0	4	4	1	1	7	1.2
30	Audrey Spurgin	7-0	27	3.9	0-6	.000	0-0	.000	3-4	.750	0	4	4	0.6	8	0	0	4	1	2	3	0.4
34	Whitney Cox	10-0	62	6.2	4-10	.400	0-0	.000	7-12	.583	1	8	9	0.9	12	0	4	5	3	1	15	1.5
40	Reese Schumann	5-0	21	4.2	2-4	.500	0-0	.000	3-4	.750	4	6	10	2.0	3	0	0	0	0	0	7	1.4
Team											7	21	28				9					
Total.....		11	2200		244-578	.422	80-233	.343	140-170	.824	68	272	340	30.9	172	2	138	124	29	92	708	64.4
Opponents.....		11	2202		205-574	.357	48-195	.246	103-158	.652	106	261	367	33.4	171	3	108	175	18	50	561	51.0

TEAM STATISTICS

	LCU	OPP
SCORING	708	561
Points per game	64.4	51.0
Scoring margin	+13.4	-
FIELD GOALS-ATT	244-578	205-574
Field goal pct	.422	.357
3 POINT FG-ATT	80-233	48-195
3-point FG pct	.343	.246
3-pt FG made per game	7.3	4.4
FREE THROWS-ATT	140-170	103-158
Free throw pct	.824	.652
F-Throws made per game	12.7	9.4
REBOUNDS	340	367
Rebounds per game	30.9	33.4
Rebounding margin	-2.5	-
ASSISTS	138	108
Assists per game	12.5	9.8
TURNOVERS	124	175
Turnovers per game	11.3	15.9
Turnover margin	+4.6	-
Assist/turnover ratio	1.1	0.6
STEALS	92	50
Steals per game	8.4	4.5
BLOCKS	29	18
Blocks per game	2.6	1.6
ATTENDANCE	2120	1495
Home games-Avg/Game	3-707	4-228
Neutral site-Avg/Game	-	4-146

Score by Periods	1st	2nd	3rd	4th	Totals
Lubbock Christian	171	189	188	160	708
Opponents	135	125	150	151	561

Date	Opponent		Score	Att.
! 11/05/21	vs Montevallo	w	69-55	155
! 11/06/21	at Mont. St. Billings	w	67-61	397
! 11/07/21	vs Tampa	w	56-44	130
^ 11/12/21	at Colo. Christian	w	60-46	237
^ 11/13/21	vs Colorado St.-Pueblo	L	56-64	150
11/19/21	LANDER	w	76-72	612
11/20/21	DAEMEN	w	62-37	617
~ 11/25/21	vs Minn.-Crookston	w	62-42	148
~ 11/26/21	at Hawaii Pacific	w	73-52	152
12/07/21	WEST TEX. A&M	w	60-49	891
12/11/21	at Western N.M.	w	67-39	126

* = Conference game

! = DII CCA Tip Off Classic at the Trailhead (Billings, Mont.)

^ = RMAC/LSC Tip-Off Challenge (Lakewood, Colo.)

~ = Oahu Thanksgiving Classic (Honolulu, HI)

LUBBOCK CHRISTIAN UNIVERSITY WOMEN'S BASKETBALL GAME NOTES

LCU RECORD WHEN...

At home	3-0
On the road	4-0
Neutral site.....	3-1
Lone Star Conference	0-0

Monday	0-0
Tuesday.....	1-0
Wednesday	0-0
Thursday	1-0
Friday.....	4-0
Saturday.....	3-1
Sunday	1-0

Against ranked opponents.....	3-0
Top 5 opponents	1-0
Top 10 opponents	0-0

Scoring

70-plus points	2-0
60-69 points	7-0
50-59 points	1-1
49 or less points.....	0-0

Allowing

70-plus points	0-1
60-69 points	2-0
50-59 points	3-0
49 or less points.....	5-0

Shooting

50% or better	1-0
40-49%	6-0
30-39%	3-1
29% or less	0-0

Opponents Shooting

50% or better	0-0
40-49%	2-0
30-39%	7-1
29.9% or less	1-0

Percentages From The Field

Out-shooting the opponent	9-0
Opponents out-shoot LCU	1-1
Tied	0-0

Rebounding

Out-rebound an opponent.....	4-0
Opponent out-rebounds LCU	6-1
Tied	0-0

Turnovers

Commit 15 or less turnovers	9-1
Commit more than 15 turnovers.....	1-0
Force 15 or less turnovers.....	4-1
Force more than 15	6-0

Misc.

When Leading after the 1st Quarter.....	8-0
When Tied after the 1st Quarter.....	0-1
When Trailing after the 1st Quarter.....	2-0

When Leading at halftime	9-0
When Tied at halftime	0-0
When Trailing at halftime	1-1

When Leading after the 3rd Quarter	9-1
When Tied after the 3rd Quarter	0-0
When Trailing after the 3rd Quarter	1-0
Overtime	0-0

Lubbock Christian Team Game-by-Game Comparison (as of Dec 15, 2021)

All games

Opponent	1st	2nd	Score	Mar	Total FG	FG Pct	3-Pointers	3FG Pct	Free Throws	FT Pct	Rebounds	Assist	T/Over	Block	Steal	Fouls
Montevallo	36/26	33/29	69-55	+14	25-59/18-56	.424/.321	13-29/5-22	.448/.227	6-6/14-24	1000/.583	35/41 (6)	19/8	13/16	5/2	11/6	18/13
Mont. St. Billings	36/31	31/30	67-61	+6	22-46/23-51	.478/.451	7-19/7-19	.368/.368	16-21/8-8	.762/1000	25/29 (4)	10/18	13/18	1/0	9/4	12/20
Tampa	24/21	32/23	56-44	+12	20-44/17-43	.455/.395	8-23/5-11	.348/.455	8-11/5-6	.727/.833	26/24 +2	13/12	14/17	2/1	6/3	14/15
Colo. Christian	27/22	33/24	60-46	+14	18-56/18-52	.321/.346	6-23/4-16	.261/.250	18-21/6-13	.857/.462	35/29 +6	9/7	9/15	3/2	9/2	15/17
Colorado St.-Pueblo	28/31	28/33	56-64	(8)	18-51/23-62	.353/.371	6-21/8-25	.286/.320	14-16/10-13	.875/.769	23/41 (18)	8/10	14/13	3/3	9/10	13/14
LANDER	33/37	43/35	76-72	+4	21-45/26-64	.467/.406	4-16/6-20	.250/.300	30-31/14-21	.968/.667	28/40 (12)	10/13	16/17	5/2	4/10	17/24
DAEMEN	27/14	35/23	62-37	+25	19-54/14-49	.352/.286	5-18/1-13	.278/.077	19-22/8-16	.864/.500	36/38 (2)	12/10	8/17	1/2	8/1	21/19
Minn.-Crookston	33/16	29/26	62-42	+20	25-63/14-43	.397/.326	4-25/0-12	.160/.000	8-12/14-22	.667/.636	43/29 +14	17/5	8/15	5/4	7/0	25/12
Hawaii Pacific	41/22	32/30	73-52	+21	27-49/18-57	.551/.316	11-22/6-28	.500/.214	8-12/10-14	.667/.714	34/32 +2	18/9	12/10	0/1	8/3	13/14
WEST TEX. A&M	33/25	27/24	60-49	+11	23-53/18-51	.434/.353	8-19/3-15	.421/.200	6-8/10-15	.750/.667	32/35 (3)	10/8	9/14	2/1	6/7	12/11
Western N.M.	42/15	25/24	67-39	+28	26-58/16-46	.448/.348	8-18/3-14	.444/.214	7-10/4-6	.700/.667	23/29 (6)	12/8	8/23	2/0	15/4	12/12

Note: Game totals are displayed in the format TEAM/OPPONENT for each category

Lubbock Christian Points-Rebounds-Assists (as of Dec 15, 2021)
All games

Opponent	Date	Score		00 FOSTER, GRA	01 DUNCAN, ASH	02 MADDOX, MAC	03 ROBERTSON,	05 BURR, LAYNE	12 SUMRALL, SA	14 CUNYUS, CHA
vs Montevallo	11/05/21	69-55	w	7-9-1	12-4-1	0-0-0	2-0-0	10-3-6	0-0-0	8-2-2
at Mont. St. Billings	11/06/21	67-61	w	0-1-0	22-5-2	DNP	5-0-0	5-2-3	DNP	12-1-2
vs Tampa	11/07/21	56-44	w	10-2-0	10-2-2	0-0-1	1-1-1	18-3-2	DNP	2-5-2
at Colo. Christian	11/12/21	60-46	w	8-2-0	10-2-1	0-1-0	3-3-0	19-3-3	0-2-0	10-8-2
vs Colorado St.-Pueblo	11/13/21	56-64	L	4-5-0	20-4-0	0-0-0	5-0-0	2-2-0	DNP	11-1-0
LANDER	11/19/21	76-72	w	7-8-0	7-1-1	4-0-0	12-1-0	10-4-5	DNP	11-4-2
DAEMEN	11/20/21	62-37	w	8-5-2	10-3-1	2-0-0	0-2-0	7-2-1	0-0-2	5-5-2
vs Minn.-Crookston	11/25/21	62-42	w	8-3-1	5-3-0	2-0-0	6-4-0	6-4-1	0-0-0	10-7-4
at Hawaii Pacific	11/26/21	73-52	w	2-1-0	18-1-2	0-0-0	2-0-0	8-4-4	2-0-0	9-4-1
WEST TEX. A&M	12/07/21	60-49	w	5-0-0	20-1-0	4-1-3	0-0-0	6-3-2	DNP	5-4-2
at Western N.M.	12/11/21	67-39	w	11-1-2	7-4-0	2-2-2	9-2-0	8-2-2	0-1-0	6-1-1

Opponent	Date	Score		15 STOVALL, SH	20 BOSTWICK, C	21 SCHULTE, AL	22 ROBERTSON,	23 WINFREY, BR	30 SPURGIN, AU	34 COX, WHITNE
vs Montevallo	11/05/21	69-55	w	0-0-0	0-1-0	19-5-5	9-6-3	0-0-0	2-0-0	0-1-1
at Mont. St. Billings	11/06/21	67-61	w	DNP	DNP	16-7-3	7-5-0	DNP	DNP	0-0-0
vs Tampa	11/07/21	56-44	w	0-0-0	DNP	10-4-4	5-7-1	DNP	0-0-0	0-0-0
at Colo. Christian	11/12/21	60-46	w	3-2-0	0-0-0	4-3-3	0-8-0	0-0-0	0-0-0	3-1-0
vs Colorado St.-Pueblo	11/13/21	56-64	L	0-0-0	DNP	12-6-8	2-5-0	DNP	DNP	DNP
LANDER	11/19/21	76-72	w	DNP	DNP	12-3-2	11-3-0	DNP	DNP	2-0-0
DAEMEN	11/20/21	62-37	w	0-1-1	2-0-0	17-2-2	2-7-1	5-0-0	0-1-0	4-2-0
vs Minn.-Crookston	11/25/21	62-42	w	0-2-2	0-0-0	12-4-4	8-6-3	2-1-1	0-3-0	0-0-1
at Hawaii Pacific	11/26/21	73-52	w	1-1-0	0-0-0	22-4-6	5-13-4	0-2-1	0-0-0	2-0-0
WEST TEX. A&M	12/07/21	60-49	w	DNP	DNP	9-3-2	11-15-1	DNP	DNP	0-1-0
at Western N.M.	12/11/21	67-39	w	6-0-0	0-0-0	6-1-0	5-0-1	0-1-2	1-0-0	4-4-2

Opponent	Date	Score		40 SCHUMANN, R
vs Montevallo	11/05/21	69-55	w	DNP
at Mont. St. Billings	11/06/21	67-61	w	DNP
vs Tampa	11/07/21	56-44	w	DNP
at Colo. Christian	11/12/21	60-46	w	0-0-0
vs Colorado St.-Pueblo	11/13/21	56-64	L	DNP
LANDER	11/19/21	76-72	w	DNP
DAEMEN	11/20/21	62-37	w	0-0-0
vs Minn.-Crookston	11/25/21	62-42	w	3-5-0
at Hawaii Pacific	11/26/21	73-52	w	2-1-0
WEST TEX. A&M	12/07/21	60-49	w	DNP
at Western N.M.	12/11/21	67-39	w	2-4-0

LCU - INDIVIDUAL GAME HIGHS

Points	22	Allie Schulte at Hawaii Pacific (11/26/21)
	22	Ashton Duncan at Mont. St. Billings (11/06/21)
	20	Ashton Duncan vs West Tex. A&M (12/07/21)
	20	Ashton Duncan vs Colorado St.-Pueblo (11/13/21)
	19	Laynee Burr at Colo. Christian (11/12/21)
	19	Allie Schulte vs Montevallo (11/05/21)
Field Goals Made	9	Allie Schulte at Hawaii Pacific (11/26/21)
	8	Ashton Duncan vs West Tex. A&M (12/07/21)
	8	Ashton Duncan vs Colorado St.-Pueblo (11/13/21)
	8	Allie Schulte vs Montevallo (11/05/21)
Field Goal Att.	15	Ashton Duncan vs West Tex. A&M (12/07/21)
	14	Allie Schulte at Hawaii Pacific (11/26/21)
	14	Ashton Duncan vs Daemen (11/20/21)
	14	Ashton Duncan vs Colorado St.-Pueblo (11/13/21)
FG Pct (min 5 made)	.727 (8-11)	Allie Schulte vs Montevallo (11/05/21)
	.714 (5-7)	Juliana Robertson vs Lander (11/19/21)
3-Point FG Made	6	Ashton Duncan at Hawaii Pacific (11/26/21)
	4	Ashton Duncan vs West Tex. A&M (12/07/21)
	4	Allie Schulte at Hawaii Pacific (11/26/21)
	4	Ashton Duncan vs Colorado St.-Pueblo (11/13/21)
	4	Ashton Duncan vs Montevallo (11/05/21)
3-Point FG Att.	12	Ashton Duncan at Hawaii Pacific (11/26/21)
	11	Ashton Duncan at Hawaii Pacific (11/26/21)
3-Pt FG Pct (min 2 made)	1.000 (2-2)	Grace Foster at Western N.M. (12/11/21)
	1.000 (2-2)	Channing Cunyus at Western N.M. (12/11/21)
	1.000 (2-2)	Channing Cunyus vs Montevallo (11/05/21)
Free Throws Made	10	Allie Schulte vs Lander (11/19/21)
	8	Allie Schulte vs Colorado St.-Pueblo (11/13/21)
Free Throw Att.	10	Allie Schulte vs Lander (11/19/21)
	8	Allie Schulte vs Colorado St.-Pueblo (11/13/21)
FT Pct (min 3 made)	1.000 (10-10)	Allie Schulte vs Lander (11/19/21)
	1.000 (8-8)	Allie Schulte vs Colorado St.-Pueblo (11/13/21)
	1.000 (6-6)	Allie Schulte vs Daemen (11/20/21)
	1.000 (6-6)	Channing Cunyus at Colo. Christian (11/12/21)
	1.000 (6-6)	Allie Schulte at Mont. St. Billings (11/06/21)
	1.000 (4-4)	Whitney Cox at Western N.M. (12/11/21)
	1.000 (4-4)	Channing Cunyus vs Lander (11/19/21)
	1.000 (4-4)	Laynee Burr vs Tampa (11/07/21)
	1.000 (4-4)	Juliana Robertson vs Montevallo (11/05/21)
	1.000 (3-3)	Laynee Burr at Colo. Christian (11/12/21)
Rebounds	15	Juliana Robertson vs West Tex. A&M (12/07/21)
	13	Juliana Robertson at Hawaii Pacific (11/26/21)
Assists	8	Allie Schulte vs Colorado St.-Pueblo (11/13/21)
	6	Allie Schulte at Hawaii Pacific (11/26/21)
	6	Laynee Burr vs Montevallo (11/05/21)
Steals	5	Allie Schulte at Hawaii Pacific (11/26/21)
	5	Allie Schulte at Colo. Christian (11/12/21)
Blocked Shots	2	Juliana Robertson vs West Tex. A&M (12/07/21)
	2	Grace Foster vs Lander (11/19/21)
	2	Grace Foster vs Montevallo (11/05/21)
Turnovers	5	Allie Schulte at Mont. St. Billings (11/06/21)
	4	Juliana Robertson vs West Tex. A&M (12/07/21)

OPPONENT - INDIVIDUAL GAME HIGHS

Points	27	Zamiya Passmore vs Lander (11/19/21)
	18	Alisha Davis vs Colorado St.-Pueblo (11/13/21)
	16	Avery Cargill at Hawaii Pacific (11/26/21)
	14	Bren Fox vs Minn.-Crookston (11/25/21)
	14	Aniaya Jester vs Lander (11/19/21)
	14	Tomia Johnson vs Colorado St.-Pueblo (11/13/21)
	14	Taryn Shelley at Mont. St. Billings (11/06/21)
Field Goals Made	10	Zamiya Passmore vs Lander (11/19/21)
	7	Alisha Davis vs Colorado St.-Pueblo (11/13/21)
	7	Taryn Shelley at Mont. St. Billings (11/06/21)
Field Goal Att.	19	Zamiya Passmore vs Lander (11/19/21)
	17	Alisha Davis vs Colorado St.-Pueblo (11/13/21)
FG Pct (min 5 made)	1.000 (5-5)	Kortney Nelson at Mont. St. Billings (11/06/21)
	.833 (5-6)	Agnes Paul at Colo. Christian (11/12/21)
3-Point FG Made	4	Avery Cargill at Hawaii Pacific (11/26/21)
	4	Tomia Johnson vs Colorado St.-Pueblo (11/13/21)
3-Point FG Att.	9	Tomia Johnson vs Colorado St.-Pueblo (11/13/21)
	8	Avery Cargill at Hawaii Pacific (11/26/21)
	8	Makaela Zeldenryk at Hawaii Pacific (11/26/21)
	8	Zamiya Passmore vs Lander (11/19/21)
	8	Shayla Montague at Mont. St. Billings (11/06/21)
3-Pt FG Pct (min 2 made)	1.000 (2-2)	Eleanore Marciszewski vs Tampa (11/07/21)
	.667 (2-3)	Haylei Janssens vs West Tex. A&M (12/07/21)
	.667 (2-3)	Alisha Davis vs Colorado St.-Pueblo (11/13/21)
	.667 (2-3)	Mia Guest at Colo. Christian (11/12/21)
	.667 (2-3)	Kayla Bonilla vs Tampa (11/07/21)
Free Throws Made	7	Shyan Flack vs Montevallo (11/05/21)
	6	Aniaya Jester vs Lander (11/19/21)
	6	Ja'Naiya Davis vs Colorado St.-Pueblo (11/13/21)
Free Throw Att.	10	Shyan Flack vs Montevallo (11/05/21)
	9	Abi Fraaza vs Minn.-Crookston (11/25/21)
FT Pct (min 3 made)	1.000 (4-4)	Allison Ross at Hawaii Pacific (11/26/21)
	.857 (6-7)	Ja'Naiya Davis vs Colorado St.-Pueblo (11/13/21)
Rebounds	13	Shyan Flack vs Montevallo (11/05/21)
	12	Alisha Davis vs Colorado St.-Pueblo (11/13/21)
Assists	7	Zamiya Passmore vs Lander (11/19/21)
	5	Amy Baum at Hawaii Pacific (11/26/21)
	5	Danielle Zahn at Mont. St. Billings (11/06/21)
Steals	5	Karley Motschenbacher vs West Tex. A&M (12/07/21)
	4	Makaila Cange vs Lander (11/19/21)
	4	Michaela Edwards vs Montevallo (11/05/21)
Blocked Shots	2	Abigail Leach vs Minn.-Crookston (11/25/21)
	2	Abi Fraaza vs Minn.-Crookston (11/25/21)
	2	Miriam Recarte vs Lander (11/19/21)
Turnovers	6	Alivia Lewis vs West Tex. A&M (12/07/21)
	6	Emma Carpenter vs Minn.-Crookston (11/25/21)
Fouls	5	Sarah Crews vs Lander (11/19/21)
	5	Sydney Daniels at Colo. Christian (11/12/21)
	5	Dyauni Boyce at Mont. St. Billings (11/06/21)

DOUBLE-DOUBLES

Juliana Robertson 11 pts, 15 reb; WEST TEX. A&M, 12/07/21

GAME BY GAME SPECIALTY STATS

Opponent	T/O	2ndCh	Paint	FastB	Bench	Ties	Leads	WL	Score	Leads overcome
Montevallo	17	9	24	0	11	0	0	W	69-55	
Mont. St. Billings	16	6	24	8	5	0	3	W	67-61	trailed by 12 2nd-09:46
Tampa	28	2	22	2	11	0	3	W	56-44	trailed by 3 2nd-07:27
Colo. Christian	14	12	18	4	17	1	2	W	60-46	trailed by 2 1st-02:44
Colorado St.-Pueblo	10	0	20	0	9	1	3	L	56-64	lost 5 3rd-04:12
Lander	20	8	26	15	25	3	7	W	76-72	trailed by 13 2nd-04:52
Daemen	15	10	22	2	21	0	0	W	62-37	
Minn.-Crookston	18	19	36	6	21	0	0	W	62-42	
Hawaii Pacific	11	9	30	4	11	0	1	W	73-52	trailed by 2 1st-09:15
West Tex. A&M	22	5	24	4	9	3	3	W	60-49	trailed by 5 1st-03:06
Western N.M.	33	9	26	2	35	0	1	W	67-39	trailed by 1 1st-07:15
Totals	204	89	272	47	175	8	23			
Average/Game	18.5	8.1	24.7	4.3	15.9	0.7	2.1			
Opponent	106	90	256	46	164	17	20			
Average/Game	9.6	8.2	23.3	4.2	14.9	1.5	1.8			

LCU - TEAM GAME HIGHS

POINTS	76	LANDER (11/19/21)
	73	at Hawaii Pacific (11/26/21)
	69	vs Montevallo (11/05/21)
	67	at Western N.M. (12/11/21)
	67	at Mont. St. Billings (11/06/21)
FIELD GOALS MADE	27	at Hawaii Pacific (11/26/21)
	26	at Western N.M. (12/11/21)
FIELD GOAL ATTEMPTS	63	vs Minn.-Crookston (11/25/21)
	59	vs Montevallo (11/05/21)
FIELD GOAL PERCENTAGE	.551 (27-49)	at Hawaii Pacific (11/26/21)
	.478 (22-46)	at Mont. St. Billings (11/06/21)
3 PT FIELD GOALS MADE	13	vs Montevallo (11/05/21)
	11	at Hawaii Pacific (11/26/21)
3 PT FG ATTEMPTS	29	vs Montevallo (11/05/21)
	25	vs Minn.-Crookston (11/25/21)
3 PT FG PERCENTAGE	.500 (11-22)	at Hawaii Pacific (11/26/21)
	.448 (13-29)	vs Montevallo (11/05/21)
FREE THROWS MADE	30	LANDER (11/19/21)
	19	DAEMEN (11/20/21)
FREE THROW ATTEMPTS	31	LANDER (11/19/21)
	22	DAEMEN (11/20/21)
FREE THROW PERCENTAGE	1.000 (6-6)	vs Montevallo (11/05/21)
	.968 (30-31)	LANDER (11/19/21)
REBOUNDS	43	vs Minn.-Crookston (11/25/21)
	36	DAEMEN (11/20/21)
ASSISTS	19	vs Montevallo (11/05/21)
	18	at Hawaii Pacific (11/26/21)
STEALS	15	at Western N.M. (12/11/21)
	11	vs Montevallo (11/05/21)
BLOCKED SHOTS	5	vs Minn.-Crookston (11/25/21)
	5	LANDER (11/19/21)
	5	vs Montevallo (11/05/21)
TURNOVERS	16	LANDER (11/19/21)
	14	vs Colorado St.-Pueblo (11/13/21)
	14	vs Tampa (11/07/21)
FOULS	25	vs Minn.-Crookston (11/25/21)
	21	DAEMEN (11/20/21)

LCU - TEAM GAME LOWS

POINTS	56	vs Tampa (11/07/21)
	56	vs Colorado St.-Pueblo (11/13/21)
	60	at Colo. Christian (11/12/21)
	60	WEST TEX. A&M (12/07/21)
	62	DAEMEN (11/20/21)
	62	vs Minn.-Crookston (11/25/21)
FIELD GOALS MADE	18	at Colo. Christian (11/12/21)
	18	vs Colorado St.-Pueblo (11/13/21)
FIELD GOAL ATTEMPTS	44	vs Tampa (11/07/21)
	45	LANDER (11/19/21)
FIELD GOAL PERCENTAGE	.321 (18-56)	at Colo. Christian (11/12/21)
	.352 (19-54)	DAEMEN (11/20/21)
3 PT FIELD GOALS MADE	4	LANDER (11/19/21)
	4	vs Minn.-Crookston (11/25/21)
3 PT FG ATTEMPTS	16	LANDER (11/19/21)
	18	DAEMEN (11/20/21)
	18	at Western N.M. (12/11/21)
3 PT FG PERCENTAGE	.160 (4-25)	vs Minn.-Crookston (11/25/21)
	.250 (4-16)	LANDER (11/19/21)
FREE THROWS MADE	6	vs Montevallo (11/05/21)
	6	WEST TEX. A&M (12/07/21)
FREE THROW ATTEMPTS	6	vs Montevallo (11/05/21)
	8	WEST TEX. A&M (12/07/21)
FREE THROW PERCENTAGE	.667 (8-12)	vs Minn.-Crookston (11/25/21)
	.667 (8-12)	at Hawaii Pacific (11/26/21)
REBOUNDS	23	vs Colorado St.-Pueblo (11/13/21)
	23	at Western N.M. (12/11/21)
ASSISTS	8	vs Colorado St.-Pueblo (11/13/21)
	9	at Colo. Christian (11/12/21)
STEALS	4	LANDER (11/19/21)
	6	vs Tampa (11/07/21)
	6	WEST TEX. A&M (12/07/21)
BLOCKED SHOTS	0	at Hawaii Pacific (11/26/21)
	1	at Mont. St. Billings (11/06/21)
	1	DAEMEN (11/20/21)
TURNOVERS	8	DAEMEN (11/20/21)
	8	vs Minn.-Crookston (11/25/21)
	8	at Western N.M. (12/11/21)
FOULS	12	at Mont. St. Billings (11/06/21)
	12	WEST TEX. A&M (12/07/21)
	12	at Western N.M. (12/11/21)

LCU OPPONENT - TEAM GAME HIGHS

POINTS	72	LANDER (11/19/21)
	64	vs Colorado St.-Pueblo (11/13/21)
	61	at Mont. St. Billings (11/06/21)
	55	vs Montevallo (11/05/21)
	52	at Hawaii Pacific (11/26/21)
FIELD GOALS MADE	26	LANDER (11/19/21)
	23	vs Colorado St.-Pueblo (11/13/21)
	23	at Mont. St. Billings (11/06/21)
FIELD GOAL ATTEMPTS	64	LANDER (11/19/21)
	62	vs Colorado St.-Pueblo (11/13/21)
FIELD GOAL PERCENTAGE	.451 (23-51)	at Mont. St. Billings (11/06/21)
	.406 (26-64)	LANDER (11/19/21)
3 PT FIELD GOALS MADE	8	vs Colorado St.-Pueblo (11/13/21)
	7	at Mont. St. Billings (11/06/21)
3 PT FG ATTEMPTS	28	at Hawaii Pacific (11/26/21)
	25	vs Colorado St.-Pueblo (11/13/21)
3 PT FG PERCENTAGE	.455 (5-11)	vs Tampa (11/07/21)
	.368 (7-19)	at Mont. St. Billings (11/06/21)
FREE THROWS MADE	14	vs Minn.-Crookston (11/25/21)
	14	LANDER (11/19/21)
	14	vs Montevallo (11/05/21)
FREE THROW ATTEMPTS	24	vs Montevallo (11/05/21)
	22	vs Minn.-Crookston (11/25/21)
FREE THROW PERCENTAGE	1.000 (8-8)	at Mont. St. Billings (11/06/21)
	.833 (5-6)	vs Tampa (11/07/21)
REBOUNDS	41	vs Colorado St.-Pueblo (11/13/21)
	41	vs Montevallo (11/05/21)
ASSISTS	18	at Mont. St. Billings (11/06/21)
	13	LANDER (11/19/21)
STEALS	10	LANDER (11/19/21)
	10	vs Colorado St.-Pueblo (11/13/21)
BLOCKED SHOTS	4	vs Minn.-Crookston (11/25/21)
	3	vs Colorado St.-Pueblo (11/13/21)
TURNOVERS	23	at Western N.M. (12/11/21)
	18	at Mont. St. Billings (11/06/21)
FOULS	24	LANDER (11/19/21)
	20	at Mont. St. Billings (11/06/21)

LCU OPPONENT - TEAM GAME LOWS

POINTS	37	DAEMEN (11/20/21)
	39	at Western N.M. (12/11/21)
	42	vs Minn.-Crookston (11/25/21)
	44	vs Tampa (11/07/21)
	46	at Colo. Christian (11/12/21)
FIELD GOALS MADE	14	DAEMEN (11/20/21)
	14	vs Minn.-Crookston (11/25/21)
FIELD GOAL ATTEMPTS	43	vs Tampa (11/07/21)
	43	vs Minn.-Crookston (11/25/21)
FIELD GOAL PERCENTAGE	.286 (14-49)	DAEMEN (11/20/21)
	.316 (18-57)	at Hawaii Pacific (11/26/21)
3 PT FIELD GOALS MADE	0	vs Minn.-Crookston (11/25/21)
	1	DAEMEN (11/20/21)
3 PT FG ATTEMPTS	11	vs Tampa (11/07/21)
	12	vs Minn.-Crookston (11/25/21)
3 PT FG PERCENTAGE	.000 (0-12)	vs Minn.-Crookston (11/25/21)
	.077 (1-13)	DAEMEN (11/20/21)
FREE THROWS MADE	4	at Western N.M. (12/11/21)
	5	vs Tampa (11/07/21)
FREE THROW ATTEMPTS	6	vs Tampa (11/07/21)
	6	at Western N.M. (12/11/21)
FREE THROW PERCENTAGE	.462 (6-13)	at Colo. Christian (11/12/21)
	.500 (8-16)	DAEMEN (11/20/21)
REBOUNDS	24	vs Tampa (11/07/21)
	29	at Mont. St. Billings (11/06/21)
	29	at Colo. Christian (11/12/21)
	29	vs Minn.-Crookston (11/25/21)
	29	at Western N.M. (12/11/21)
ASSISTS	5	vs Minn.-Crookston (11/25/21)
	7	at Colo. Christian (11/12/21)
STEALS	0	vs Minn.-Crookston (11/25/21)
	1	DAEMEN (11/20/21)
BLOCKED SHOTS	0	at Mont. St. Billings (11/06/21)
	0	at Western N.M. (12/11/21)
TURNOVERS	10	at Hawaii Pacific (11/26/21)
	13	vs Colorado St.-Pueblo (11/13/21)
FOULS	11	WEST TEX. A&M (12/07/21)
	12	vs Minn.-Crookston (11/25/21)
	12	at Western N.M. (12/11/21)

CONFERENCE STATISTICS

HOME STATISTICS

#	Player	Total					3-Point		F-Throw		Rebounds					pf	dq	a	to	blk	stl	pts	avg
		gp-gs	min	avg	fg-fga	fg%	3fg-fga	3fg%	ft-fa	ft%	off	def	tot	avg									
00	Grace Foster	3-0	48	16.0	7-15	.467	2-4	.500	4-4	1.000	3	10	13	4.3	3	0	2	4	2	1	20	6.7	
01	Ashton Duncan	3-3	91	30.3	14-35	.400	7-22	.318	2-2	1.000	0	5	5	1.7	5	0	2	3	0	2	37	12.3	
02	Maci Maddox	3-0	35	11.7	2-6	.333	0-0	.000	6-6	1.000	0	1	1	0.3	2	0	3	2	0	2	10	3.3	
03	Audrey Robertson	3-0	46	15.3	3-12	.250	1-4	.250	5-6	.833	1	2	3	1.0	2	0	0	2	1	2	12	4.0	
05	Laynee Burr	3-3	88	29.3	7-18	.389	3-7	.429	6-6	1.000	1	8	9	3.0	8	0	8	3	0	2	23	7.7	
12	Savannah Sumrall	1-0	6	6.0	0-1	.000	0-0	.000	0-0	.000	0	0	0	0.0	0	0	2	0	0	1	0	0.0	
14	Channing Cunyus	3-3	81	27.0	7-16	.438	1-7	.143	6-7	.857	1	12	13	4.3	5	0	6	3	0	2	21	7.0	
15	Shaylee Stovall	1-0	8	8.0	0-1	.000	0-0	.000	0-0	.000	0	1	1	1.0	0	0	1	0	0	0	0	0.0	
20	Carli Bostwick	1-0	4	4.0	1-1	1.000	0-0	.000	0-0	.000	0	0	0	0.0	1	0	0	1	0	1	2	2.0	
21	Allie Schulte	3-3	87	29.0	9-19	.474	2-5	.400	18-18	1.000	1	7	8	2.7	5	0	6	5	1	2	38	12.7	
22	Juliana Robertson	3-3	74	24.7	10-19	.526	0-1	.000	4-5	.800	9	16	25	8.3	10	1	2	8	3	2	24	8.0	
23	Brylee Winfrey	1-0	6	6.0	1-6	.167	1-3	.333	2-3	.667	0	0	0	0.0	2	0	0	0	0	0	5	5.0	
30	Audrey Spurgin	1-0	4	4.0	0-0	.000	0-0	.000	0-0	.000	0	1	1	1.0	1	0	0	1	0	0	0	0.0	
34	Whitney Cox	3-0	18	6.0	2-3	.667	0-0	.000	2-4	.500	1	2	3	1.0	5	0	0	1	1	1	6	2.0	
40	Reese Schumann	1-0	4	4.0	0-0	.000	0-0	.000	0-0	.000	0	0	0	0.0	1	0	0	0	0	0	0	0.0	
Team											3	11	14										
Total.....		3	600		63-152	.414	17-53	.321	55-61	.902	20	76	96	32.0	50	1	32	33	8	18	198	66.0	
Opponents.....		3	602		58-164	.354	10-48	.208	32-52	.615	41	72	113	37.7	54	1	31	48	5	18	158	52.7	

AWAY STATISTICS

#	Player	Total					3-Point		F-Throw		Rebounds					pf	dq	a	to	blk	stl	pts	avg
		gp-gs	min	avg	fg-fga	fg%	3fg-fga	3fg%	ft-fa	ft%	off	def	tot	avg									
00	Grace Foster	4-0	48	12.0	7-14	.500	2-5	.400	5-6	.833	1	4	5	1.3	4	0	2	4	1	0	21	5.3	
01	Ashton Duncan	4-4	115	28.8	19-36	.528	13-26	.500	6-8	.750	2	10	12	3.0	4	0	5	1	1	3	57	14.3	
02	Maci Maddox	3-0	38	12.7	1-9	.111	0-1	.000	0-0	.000	0	3	3	1.0	1	0	2	1	0	2	2	0.7	
03	Audrey Robertson	4-0	68	17.0	8-16	.500	2-5	.400	1-1	1.000	2	3	5	1.3	4	0	0	2	1	2	19	4.8	
05	Laynee Burr	4-4	108	27.0	16-31	.516	2-9	.222	6-9	.667	3	8	11	2.8	7	0	12	2	0	6	40	10.0	
12	Savannah Sumrall	3-0	14	4.7	1-2	.500	0-0	.000	0-0	.000	1	2	3	1.0	2	0	0	3	0	1	2	0.7	
14	Channing Cunyus	4-4	106	26.5	12-29	.414	5-12	.417	8-8	1.000	4	10	14	3.5	3	0	6	3	0	8	37	9.3	
15	Shaylee Stovall	3-0	24	8.0	2-3	.667	2-3	.667	4-6	.667	0	3	3	1.0	2	0	0	1	0	0	10	3.3	
20	Carli Bostwick	3-0	12	4.0	0-1	.000	0-1	.000	0-2	.000	0	0	0	0.0	0	0	0	1	0	1	0	0.0	
21	Allie Schulte	4-4	109	27.3	17-37	.459	6-17	.353	8-8	1.000	2	13	15	3.8	5	0	12	5	1	16	48	12.0	
22	Juliana Robertson	4-4	95	23.8	7-18	.389	0-1	.000	3-6	.500	5	21	26	6.5	12	1	5	10	1	1	17	4.3	
23	Brylee Winfrey	3-0	15	5.0	0-2	.000	0-2	.000	0-0	.000	0	3	3	1.0	3	0	3	1	0	1	0	0.0	
30	Audrey Spurgin	3-0	10	3.3	0-5	.000	0-0	.000	1-2	.500	0	0	0	0.0	3	0	0	1	0	0	1	0.3	
34	Whitney Cox	4-0	27	6.8	2-4	.500	0-0	.000	5-6	.833	0	5	5	1.3	2	0	2	2	1	0	9	2.3	
40	Reese Schumann	3-0	11	3.7	1-2	.500	0-0	.000	2-2	1.000	2	3	5	1.7	0	0	0	0	0	0	4	1.3	
Team											2	5	7										
Total.....		4	800		93-209	.445	32-82	.390	49-64	.766	24	93	117	29.3	52	1	49	42	6	41	267	66.8	
Opponents.....		4	800		75-206	.364	20-77	.260	28-41	.683	32	87	119	29.8	63	2	42	66	3	13	198	49.5	

NEUTRAL SITE STATISTICS

#	Player	Total					3-Point		F-Throw		Rebounds				pf	dq	a	to	blk	stl	pts	avg
		gp-gs	min	avg	fg-fga	fg%	3fg-fga	3fg%	ft-fa	ft%	off	def	tot	avg								
00	Grace Foster	4-0	64	16.0	13-23	.565	3-9	.333	0-1	.000	4	15	19	4.8	7	0	2	6	4	2	29	7.3
01	Ashton Duncan	4-4	117	29.3	17-39	.436	11-31	.355	2-2	1.000	2	11	13	3.3	4	0	3	4	0	2	47	11.8
02	Maci Maddox	4-0	33	8.3	1-3	.333	0-0	.000	0-0	.000	0	0	0	0.0	1	0	1	0	0	2	2	0.5
03	Audrey Robertson	4-0	61	15.3	5-20	.250	0-6	.000	4-6	.667	3	2	5	1.3	3	0	1	2	0	3	14	3.5
05	Laynee Burr	4-4	119	29.8	13-31	.419	4-11	.364	6-6	1.000	3	9	12	3.0	13	0	9	6	2	6	36	9.0
12	Savannah Sumrall	2-0	9	4.5	0-1	.000	0-0	.000	0-0	.000	0	0	0	0.0	0	0	1	0	0	0	0	0.0
14	Channing Cunyus	4-4	98	24.5	12-23	.522	6-13	.462	1-2	.500	3	12	15	3.8	9	0	8	5	3	5	31	7.8
15	Shaylee Stovall	4-0	19	4.8	0-2	.000	0-2	.000	0-0	.000	0	2	2	0.5	2	0	2	0	0	0	0	0.0
20	Carli Bostwick	2-0	7	3.5	0-3	.000	0-1	.000	0-0	.000	0	1	1	0.5	1	0	0	0	0	0	0	0.0
21	Allie Schulte	4-4	113	28.3	18-36	.500	5-14	.357	12-14	.857	2	17	19	4.8	7	0	21	6	1	8	53	13.3
22	Juliana Robertson	4-4	114	28.5	8-27	.296	2-9	.222	6-6	1.000	3	21	24	6.0	11	0	7	8	2	3	24	6.0
23	Brylee Winfrey	2-0	10	5.0	0-3	.000	0-2	.000	2-2	1.000	0	1	1	0.5	1	0	1	3	1	0	2	1.0
30	Audrey Spurgin	3-0	13	4.3	0-1	.000	0-0	.000	2-2	1.000	0	3	3	1.0	4	0	0	2	1	2	2	0.7
34	Whitney Cox	3-0	17	5.7	0-3	.000	0-0	.000	0-2	.000	0	1	1	0.3	5	0	2	2	1	0	0	0.0
40	Reese Schumann	1-0	6	6.0	1-2	.500	0-0	.000	1-2	.500	2	3	5	5.0	2	0	0	0	0	0	3	3.0
Team											2	5	7									
Total.....		4	800		88-217	.406	31-98	.316	36-45	.800	24	103	127	31.8	70	0	57	49	15	33	243	60.8
Opponents.....		4	800		72-204	.353	18-70	.257	43-65	.662	33	102	135	33.8	54	0	35	61	10	19	205	51.2

Date	Opponent		Score
11/19/21	LANDER	w	76-72
11/20/21	DAEMEN	w	62-37
12/07/21	WEST TEX. A&M	w	60-49

Date	Opponent		Score
! 11/06/21	at Mont. St. Billings	w	67-61
^ 11/12/21	at Colo. Christian	w	60-46
~ 11/26/21	at Hawaii Pacific	w	73-52
12/11/21	at Western N.M.	w	67-39

* = Conference game

! = DII CCA Tip Off Classic at the Trailhead (Billings, Mont.)

^ = RMAC/LSC Tip-Off Challenge (Lakewood, Colo.)

~ = Oahu Thanksgiving Classic (Honolulu, HI)

Date	Opponent		Score
! 11/05/21	vs Montevallo	w	69-55
! 11/07/21	vs Tampa	w	56-44
^ 11/13/21	vs Colorado St.-Pueblo	L	56-64
~ 11/25/21	vs Minn.-Crookston	w	62-42

* = Conference game

! = DII CCA Tip Off Classic at the Trailhead (Billings, Mont.)

^ = RMAC/LSC Tip-Off Challenge (Lakewood, Colo.)

~ = Oahu Thanksgiving Classic (Honolulu, HI)

CAREER STATISTICS

BOSTWICK, Carli

				Field Goals		3-Point		F-Throws		Rebounds											Scoring	
SEASON	TEAM	GP-GS	MIN/AVG	FG-FGA	FG%	3FG-3FGA	3FG%	FT-FTA	FT%	OFF	DEF	TOT	AVG	PF-FO	A	TO	BLK	STL			PTS	AVG
2021-22	LCU	6-0	24/4.0	1-5	.200	0-2	.000	0-2	.000	0	1	1	0.2	2-0	0	2	0	2			2	0.3
TOTAL		6-0	24/4.0	1-5	.200	0-2	.000	0-2	.000	0	1	1	0.2	2-0	0	2	0	2			2	0.3

Single Game Highs

Statistic	Value	
Points	2	vs Daemen 11/20/21
Rebounds	1	vs Montevallo 11/05/21
Steals	1	at Hawaii Pacific 11/26/21, vs Daemen 11/20/21
FG Made	1	vs Daemen 11/20/21
FG Attempts	3	vs Minn.-Crookston 11/25/21
3FG Attempts	1	vs Minn.-Crookston 11/25/21, at Hawaii Pacific 11/26/21
FT Attempts	2	at Hawaii Pacific 11/26/21

BURR, Laynee

				Field Goals		3-Point		F-Throws		Rebounds											Scoring	
SEASON	TEAM	GP-GS	MIN/AVG	FG-FGA	FG%	3FG-3FGA	3FG%	FT-FTA	FT%	OFF	DEF	TOT	AVG	PF-FO	A	TO	BLK	STL			PTS	AVG
2018-19	LCU	25-0	194/7.8	22-49	.449	9-21	.429	12-15	.800	5	4	9	0.4	14-0	9	14	1	11			65	2.6
2019-20	LCU	31-0	474/15.3	51-109	.468	7-30	.233	36-49	.735	11	30	41	1.3	43-0	29	28	1	18			145	4.7
2020-21	LCU	23-0	371/16.1	40-88	.455	5-18	.278	39-46	.848	18	38	56	2.4	37-1	22	24	1	25			124	5.4
2021-22	LCU	11-11	316/28.7	36-80	.450	9-27	.333	18-21	.857	7	25	32	2.9	28-0	29	11	2	14			99	9.0
TOTAL		90-11	1354/15.0	149-326	.457	30-96	.313	105-131	.802	41	97	138	1.5	122-1	89	77	5	68			433	4.8

Single Game Highs

Statistic	Value	
Points	19	at Colo. Christian 11/12/21
Rebounds	5	4 times
Assists	6	vs Montevallo 11/05/21
Steals	4	vs Midwestern St. 01/27/21, vs Montevallo 11/05/21
Blocks	1	5 times
FG Made	7	at Colo. Christian 11/12/21
FG Attempts	12	at Colo. Christian 11/12/21
3FG Made	2	5 times
3FG Attempts	5	at Colo. Christian 11/12/21
FT Made	6	vs Tex. A&M Int'l 01/22/21, vs Cameron 03/05/21
FT Attempts	8	vs Tex. A&M Int'l 01/22/21

LUBBOCK CHRISTIAN UNIVERSITY WOMEN'S BASKETBALL GAME NOTES
COX, Whitney

				Field Goals		3-Point		F-Throws		Rebounds										Scoring	
SEASON	TEAM	GP-GS	MIN/AVG	FG-FGA	FG%	3FG-3FGA	3FG%	FT-FTA	FT%	OFF	DEF	TOT	AVG	PF-FO	A	TO	BLK	STL		PTS	AVG
2019-20	LCU	15-0	107/7.1	8-32	.250	0-5	.000	5-8	.625	5	21	26	1.7	13-0	3	3	9	3		21	1.4
2020-21	LCU	18-0	161/9.0	14-43	.326	0-1	.000	5-13	.385	4	35	39	2.2	18-0	6	8	13	6		33	1.8
2021-22	LCU	10-0	60/6.0	4-10	.400	0-0	.000	7-12	.583	1	8	9	0.9	12-0	4	5	3	1		15	1.5
TOTAL		43-0	328/7.6	26-85	.306	0-6	.000	17-33	.515	10	64	74	1.7	43-0	13	16	25	10		69	1.6

Single Game Highs

Statistic	Value	
Points	5	vs Western N.M. 02/11/21
Rebounds	5	vs St. Mary's (TX) 12/11/20
Assists	2	at Western N.M. 12/11/21
Steals	2	vs Western N.M. 02/11/21
Blocks	3	vs Tex. A&M Int'l 01/23/21, vs St. Mary's (TX) 12/11/20, vs Angelo St. 01/16/21
FG Made	2	6 times
FG Attempts	7	vs St. Mary's (TX) 12/12/20
3FG Attempts	1	6 times
FT Made	4	at Western N.M. 12/11/21
FT Attempts	4	4 times

CUNYUS, Channing

				Field Goals		3-Point		F-Throws		Rebounds										Scoring	
SEASON	TEAM	GP-GS	MIN/AVG	FG-FGA	FG%	3FG-3FGA	3FG%	FT-FTA	FT%	OFF	DEF	TOT	AVG	PF-FO	A	TO	BLK	STL		PTS	AVG
2018-19	LCU	22-0	158/7.2	17-29	.586	2-5	.400	14-20	.700	4	33	37	1.7	15-0	16	10	0	11		50	2.3
2019-20	LCU	31-0	402/13.0	44-89	.494	19-39	.487	14-16	.875	14	48	62	2.0	33-0	34	22	9	12		121	3.9
2020-21	LCU	21-0	342/16.3	46-98	.469	16-45	.356	15-18	.833	10	34	44	2.1	34-0	21	27	15	20		123	5.9
2021-22	LCU	11-11	285/25.9	31-68	.456	12-32	.375	15-17	.882	8	34	42	3.8	17-0	20	11	3	15		89	8.1
TOTAL		85-11	1187/14.0	138-284	.486	49-121	.405	58-71	.817	36	149	185	2.2	99-0	91	70	27	58		383	4.5

Single Game Highs

Statistic	Value	
Points	14	vs St. Mary's (TX) 03/02/21
Rebounds	8	at Colo. Christian 11/12/21
Assists	5	vs St. Mary's (TX) 01/23/20
Steals	3	4 times
Blocks	2	5 times
FG Made	5	4 times
FG Attempts	11	at Mont. St. Billings 11/06/21
3FG Made	4	vs St. Mary's (TX) 03/02/21
3FG Attempts	6	vs St. Mary's (TX) 03/02/21
FT Made	6	at Colo. Christian 11/12/21
FT Attempts	6	vs Cameron 03/13/21, at Colo. Christian 11/12/21

DUNCAN, Ashton

				Field Goals		3-Point		F-Throws		Rebounds									Scoring	
SEASON	TEAM	GP-GS	MIN/AVG	FG-FGA	FG%	3FG-3FGA	3FG%	FT-FTA	FT%	OFF	DEF	TOT	AVG	PF-FO	A	TO	BLK	STL	PTS	AVG
2017-18	LCU	18-0	118/6.6	15-39	.385	12-28	.429	1-2	.500	4	19	23	1.3	10-0	11	5	2	9	43	2.4
2018-19	LCU	31-0	302/9.7	38-121	.314	26-93	.280	8-13	.615	12	23	35	1.1	14-0	17	12	2	7	110	3.5
2019-20	LCU	31-27	774/25.0	105-222	.473	79-182	.434	9-11	.818	7	53	60	1.9	46-0	42	27	5	24	298	9.6
2020-21	LCU	23-23	664/28.9	90-209	.431	69-165	.418	20-27	.741	10	45	55	2.4	25-0	38	19	6	24	269	11.7
2021-22	LCU	11-11	322/29.2	50-110	.455	31-79	.392	10-12	.833	4	26	30	2.7	13-0	10	8	1	7	141	12.8
TOTAL		114-61	2180/19.1	298-701	.425	217-547	.397	48-65	.738	37	166	203	1.8	108-0	118	71	16	71	861	7.6

Single Game Highs

Statistic	Value	
Points	26	vs St. Mary's (TX) 12/11/20
Rebounds	8	vs Daemen 03/23/21
Assists	6	vs Tex. A&M Int'l 02/20/20, vs St. Mary's (TX) 03/02/21
Steals	3	4 times
Blocks	2	vs Central Mo. 03/24/21
FG Made	10	at Angelo St. 11/23/19
FG Attempts	16	at Angelo St. 11/23/19, vs Tex. A&M Int'l 01/22/21
3FG Made	8	vs St. Mary's (TX) 12/11/20
3FG Attempts	13	vs Cameron 03/05/21
FT Made	6	vs Drury 03/26/21
FT Attempts	8	vs Drury 03/26/21

FOSTER, Grace

				Field Goals		3-Point		F-Throws		Rebounds									Scoring	
SEASON	TEAM	GP-GS	MIN/AVG	FG-FGA	FG%	3FG-3FGA	3FG%	FT-FTA	FT%	OFF	DEF	TOT	AVG	PF-FO	A	TO	BLK	STL	PTS	AVG
2021-22	LCU	11-0	161/14.6	27-52	.519	7-18	.389	9-11	.818	8	29	37	3.4	14-0	6	14	7	3	70	6.4
TOTAL		11-0	161/14.6	27-52	.519	7-18	.389	9-11	.818	8	29	37	3.4	14-0	6	14	7	3	70	6.4

Single Game Highs

Statistic	Value	
Points	11	at Western N.M. 12/11/21
Rebounds	9	vs Montevallo 11/05/21
Assists	2	at Western N.M. 12/11/21, vs Daemen 11/20/21
Steals	1	vs Tampa 11/07/21, vs Colorado St.-Pueblo 11/13/21, vs Daemen 11/20/21
Blocks	2	vs Montevallo 11/05/21, vs Lander 11/19/21
FG Made	4	vs Tampa 11/07/21, vs Minn.-Crookston 11/25/21, at Western N.M. 12/11/21
FG Attempts	8	at Colo. Christian 11/12/21
3FG Made	2	vs Tampa 11/07/21, at Western N.M. 12/11/21
3FG Attempts	5	vs Tampa 11/07/21
FT Made	2	4 times
FT Attempts	2	5 times

LUBBOCK CHRISTIAN UNIVERSITY WOMEN'S BASKETBALL GAME NOTES
MADDOX, Maci

				Field Goals		3-Point		F-Throws		Rebounds									Scoring	
SEASON	TEAM	GP-GS	MIN/AVG	FG-FGA	FG%	3FG-3FGA	3FG%	FT-FTA	FT%	OFF	DEF	TOT	AVG	PF-FO	A	TO	BLK	STL	PTS	AVG
2020-21	LCU	15-0	98/6.6	13-25	.520	3-8	.375	3-3	1.000	3	6	9	0.6	5-0	8	7	0	13	32	2.1
2021-22	LCU	10-0	104/10.4	4-18	.222	0-1	.000	6-6	1.000	0	4	4	0.4	4-0	6	3	0	6	14	1.4
TOTAL		25-0	202/8.1	17-43	.395	3-9	.333	9-9	1.000	3	10	13	0.5	9-0	14	10	0	19	46	1.8

Single Game Highs

Statistic	Value	
Points	7	vs Tex. A&M Int'l 01/23/21
Rebounds	2	at Texas-Tyler 01/02/21, at Western N.M. 12/11/21
Assists	3	vs West Tex. A&M 12/07/21
Steals	4	at Texas-Tyler 01/03/21
FG Made	2	vs Tex. A&M Int'l 01/23/21, at Texas-Tyler 01/02/21, vs St. Mary's (TX) 03/02/21
FG Attempts	4	vs West Tex. A&M 12/07/21, at Western N.M. 12/11/21
3FG Made	1	vs St. Mary's (TX) 12/12/20, vs Midwestern St. 01/27/21, at Texas-Tyler 01/03/21
3FG Attempts	2	at Texas-Tyler 01/03/21
FT Made	3	vs Tex. A&M Int'l 01/23/21
FT Attempts	3	vs Tex. A&M Int'l 01/23/21

ROBERTSON, Audrey

				Field Goals		3-Point		F-Throws		Rebounds									Scoring	
SEASON	TEAM	GP-GS	MIN/AVG	FG-FGA	FG%	3FG-3FGA	3FG%	FT-FTA	FT%	OFF	DEF	TOT	AVG	PF-FO	A	TO	BLK	STL	PTS	AVG
2020-21	LCU	20-0	177/8.9	12-33	.364	3-14	.214	7-9	.778	17	7	24	1.2	14-0	11	12	0	9	34	1.7
2021-22	LCU	11-0	174/15.8	16-48	.333	3-15	.200	10-13	.769	6	7	13	1.2	9-0	1	6	2	7	45	4.1
TOTAL		31-0	351/11.3	28-81	.346	6-29	.207	17-22	.773	23	14	37	1.2	23-0	12	18	2	16	79	2.5

Single Game Highs

Statistic	Value	
Points	12	vs Lander 11/19/21
Rebounds	4	at Texas-Tyler 01/02/21, at Texas-Tyler 01/03/21, vs Minn.-Crookston 11/25/21
Assists	6	at Texas-Tyler 01/02/21
Steals	2	at Texas-Tyler 01/02/21, vs Colorado St.-Pueblo 11/13/21
Blocks	1	at Colo. Christian 11/12/21, vs Lander 11/19/21
FG Made	4	at Western N.M. 12/11/21
FG Attempts	9	vs Lander 11/19/21
3FG Made	1	6 times
3FG Attempts	3	vs Angelo St. 01/16/21, vs Lander 11/19/21
FT Made	5	vs Lander 11/19/21
FT Attempts	6	vs Lander 11/19/21

LUBBOCK CHRISTIAN UNIVERSITY WOMEN'S BASKETBALL GAME NOTES
ROBERTSON, Juliana

				Field Goals		3-Point		F-Throws		Rebounds									Scoring	
SEASON	TEAM	GP-GS	MIN/AVG	FG-FGA	FG%	3FG-3FGA	3FG%	FT-FTA	FT%	OFF	DEF	TOT	AVG	PF-FO	A	TO	BLK	STL	PTS	AVG
2017-18	LCU	19-0	103/5.4	8-18	.444	0-2	.000	6-8	.750	10	26	36	1.9	14-0	8	17	2	5	22	1.2
2018-19	LCU	37-2	629/17.0	61-116	.526	3-12	.250	49-71	.690	50	92	142	3.8	56-0	53	47	16	26	174	4.7
2019-20	LCU	29-16	474/16.3	34-77	.442	4-12	.333	28-42	.667	33	93	126	4.3	54-1	39	33	22	12	100	3.4
2020-21	LCU	23-23	557/24.2	64-131	.489	4-20	.200	36-44	.818	40	94	134	5.8	55-1	55	36	15	26	168	7.3
2021-22	LCU	11-11	284/25.8	25-64	.391	2-11	.182	13-17	.765	17	58	75	6.8	33-2	14	26	6	6	65	5.9
TOTAL		119-52	2047/17.2	192-406	.473	13-57	.228	132-182	.725	150	363	513	4.3	212-4	169	159	61	75	529	4.4

Single Game Highs

Statistic	Value	
Points	16	vs Southwestern Okla. 03/15/21
Rebounds	15	vs West Tex. A&M 12/07/21
Assists	8	vs St. Mary's (TX) 12/11/20
Steals	4	vs Tex. A&M-Commerce 03/06/21
Blocks	4	vs Southwestern Okla. 11/16/19
FG Made	6	vs Southwestern Okla. 03/15/21
FG Attempts	11	vs Southwestern Okla. 03/15/21
3FG Made	1	13 times
3FG Attempts	5	vs Western N.M. 02/12/21
FT Made	6	vs Tex. A&M Int'l 03/07/19, vs Midwestern St. 01/27/21
FT Attempts	8	vs Tex. A&M Int'l 03/07/19

SCHULTE, Allie

				Field Goals		3-Point		F-Throws		Rebounds									Scoring	
SEASON	TEAM	GP-GS	MIN/AVG	FG-FGA	FG%	3FG-3FGA	3FG%	FT-FTA	FT%	OFF	DEF	TOT	AVG	PF-FO	A	TO	BLK	STL	PTS	AVG
2017-18	LCU	32-0	399/12.5	32-72	.444	13-36	.361	16-25	.640	15	37	52	1.6	29-0	36	20	2	23	93	2.9
2018-19	LCU	37-36	1023/27.7	138-252	.548	60-116	.517	55-71	.775	33	78	111	3.0	59-0	110	77	10	67	391	10.6
2019-20	LCU	31-31	859/27.7	148-291	.509	41-88	.466	44-56	.786	24	106	130	4.2	41-1	94	61	10	73	381	12.3
2020-21	LCU	23-23	668/29.0	116-201	.577	31-65	.477	84-95	.884	20	74	94	4.1	31-1	83	35	8	66	347	15.1
2021-22	LCU	11-11	312/28.3	44-92	.478	13-36	.361	38-40	.950	5	37	42	3.8	17-0	39	16	3	26	139	12.6
TOTAL		134-101	3261/24.3	478-908	.526	158-341	.463	237-287	.826	97	332	429	3.2	177-2	362	209	33	255	1351	10.1

Single Game Highs

Statistic	Value	
Points	24	vs Central Mo. 03/24/21
Rebounds	9	vs Southern Nazarene 11/29/19, vs St. Edward's 01/25/20
Assists	9	vs Colorado St.-Pueblo 11/10/18
Steals	6	vs Midwestern St. 01/27/21
Blocks	3	vs Tex. Permian Basin 02/20/21
FG Made	9	vs St. Edward's 01/25/20, at Hawaii Pacific 11/26/21
FG Attempts	18	vs Angelo St. 01/11/20
3FG Made	6	at Texas-Tyler 01/03/21
3FG Attempts	7	7 times
FT Made	10	vs Lander 11/19/21
FT Attempts	10	vs Drury 03/26/21, vs Lander 11/19/21

SCHUMANN, Reese

				Field Goals		3-Point		F-Throws		Rebounds									Scoring	
SEASON	TEAM	GP-GS	MIN/AVG	FG-FGA	FG%	3FG-3FGA	3FG%	FT-FTA	FT%	OFF	DEF	TOT	AVG	PF-FO	A	TO	BLK	STL	PTS	AVG
2021-22	LCU	5-0	22/4.5	2-4	.500	0-0	.000	3-4	.750	4	6	10	2.0	3-0	0	0	0	0	7	1.4
TOTAL		5-0	22/4.5	2-4	.500	0-0	.000	3-4	.750	4	6	10	2.0	3-0	0	0	0	0	7	1.4

Single Game Highs

Statistic	Value	
Points	3	vs Minn.-Crookston 11/25/21
Rebounds	5	vs Minn.-Crookston 11/25/21
FG Made	1	vs Minn.-Crookston 11/25/21, at Western N.M. 12/11/21
FG Attempts	2	vs Minn.-Crookston 11/25/21, at Western N.M. 12/11/21
FT Made	2	at Hawaii Pacific 11/26/21
FT Attempts	2	vs Minn.-Crookston 11/25/21, at Hawaii Pacific 11/26/21

LUBBOCK CHRISTIAN UNIVERSITY WOMEN'S BASKETBALL GAME NOTES

SPURGIN, Audrey

			Field Goals		3-Point		F-Throws		Rebounds								Scoring				
SEASON	TEAM	GP-GS MIN/AVG	FG-FGA	FG%	3FG-3FGA	3FG%	FT-FTA	FT%	OFF	DEF	TOT	AVG	PF-FO	A	TO	BLK	STL	PTS	AVG		
2021-22	LCU	7-0	27/3.9	0-6	.000	0-0	.000	3-4	.750	0	4	4	0.6	8-0	0	4	1	2	3	0.4	
TOTAL			7-0	27/3.9	0-6	.000	0-0	.000	3-4	.750	0	4	4	0.6	8-0	0	4	1	2	3	0.4

Single Game Highs

Statistic	Value	
Points	2	vs Montevallo 11/05/21
Rebounds	3	vs Minn.-Crookston 11/25/21
Steals	2	vs Minn.-Crookston 11/25/21
Blocks	1	vs Minn.-Crookston 11/25/21
FG Attempts	3	at Western N.M. 12/11/21
FT Made	2	vs Montevallo 11/05/21
FT Attempts	2	vs Montevallo 11/05/21, at Western N.M. 12/11/21

STOVALL, Shaylee

			Field Goals			3-Point		F-Throws		Rebounds								Scoring			
SEASON	TEAM	GP-GS	MIN	AVG	FG-FGA	FG%	3FG-3FGA	3FG%	FT-FTA	FT%	OFF	DEF	TOT	AVG	PF-FO	A	TO	BLK	STL	PTS	AVG
2020-21	LCU	16-0	86	5.4	4-15	.267	3-10	.300	4-4	1.000	1	4	5	0.3	5-0	11	4	0	1	15	0.9
2021-22	LCU	8-0	49	6.1	2-6	.333	2-5	.400	4-6	.667	0	6	6	0.8	4-0	3	1	0	0	10	1.3
TOTAL		24-0	135	5.6	6-21	.286	5-15	.333	8-10	.800	1	10	11	0.5	9-0	14	5	0	1	25	1.0

Single Game Highs

Statistic	Value	
Points	6	at Western N.M. 12/11/21
Rebounds	2	at Texas-Tyler 01/02/21, at Colo. Christian 11/12/21, vs Minn.-Crookston 11/25/21
Assists	2	vs Tex. A&M Int'l 01/23/21, vs Western N.M. 02/12/21, vs Minn.-Crookston 11/25/21
Steals	1	at Tex. Permian Basin 02/19/21
FG Made	2	at Western N.M. 12/11/21
FG Attempts	3	vs St. Mary's (TX) 12/11/20, at Western N.M. 12/11/21
3FG Made	2	at Western N.M. 12/11/21
3FG Attempts	3	at Western N.M. 12/11/21
FT Made	3	at Colo. Christian 11/12/21
FT Attempts	4	at Colo. Christian 11/12/21

SUMRALL, Savannah

2021-22 Season																		Scoring		
SEASON	TEAM	GP-GS	MIN/AVG	FG-FGA	FG%	3FG-3FGA	3FG%	FT-FTA	FT%	OFF	DEF	TOT	AVG	PF-FO	A	TO	BLK	STL	PTS	AVG
2019-20	LCU	14-0	83/5.9	7-15	.467	3-8	.375	5-6	.833	1	8	9	0.6	3-0	4	10	0	1	22	1.6
2020-21	LCU	19-0	142/7.5	17-36	.472	12-28	.429	5-6	.833	2	13	15	0.8	9-0	4	8	2	3	51	2.7
2021-22	LCU	6-0	29/4.9	1-4	.250	0-0	.000	0-0	.000	1	2	3	0.5	2-0	2	4	0	2	2	0.3
TOTAL		39-0	254/6.5	25-55	.455	15-36	.417	10-12	.833	4	23	27	0.7	14-0	10	22	2	6	75	1.9

Single Game Highs

Statistic	Value	
Points	12	at Texas-Tyler 01/02/21
Rebounds	4	at Texas-Tyler 01/03/21
Assists	2	vs Daemen 11/20/21
Steals	1	6 times
Blocks	1	vs Angelo St. 01/16/21, vs Cameron 03/13/21
FG Made	4	at Texas-Tyler 01/02/21
FG Attempts	7	at Texas-Tyler 01/02/21
3FG Made	4	at Texas-Tyler 01/02/21
3FG Attempts	7	at Texas-Tyler 01/02/21
FT Made	4	vs Cameron 03/05/21
FT Attempts	4	vs Cameron 03/05/21

WINFREY, Brylee

		Field Goals					3-Point		F-Throws		Rebounds						Scoring			
SEASON	TEAM	GP-GS	MIN/AVG	FG-FGA	FG%	3FG-3FGA	3FG%	FT-FTA	FT%	OFF	DEF	TOT	AVG	PF-FO	A	TO	BLK	STL	PTS	AVG
2019-20	LCU	15-0	76/5.1	7-26	.269	0-12	.000	1-1	1.000	2	9	11	0.7	8-0	3	5	1	3	15	1.0
2020-21	LCU	16-0	77/4.8	6-23	.261	2-10	.200	5-6	.833	4	9	13	0.8	5-0	7	12	0	6	19	1.2
2021-22	LCU	6-0	31/5.2	1-11	.091	1-7	.143	4-5	.800	0	4	4	0.7	6-0	4	4	1	1	7	1.2
TOTAL		37-0	184/5.0	14-60	.233	3-29	.103	10-12	.833	6	22	28	0.8	19-0	14	21	2	10	41	1.1

Single Game Highs

Statistic	Value	
Points	5	vs Cameron 03/13/21, vs Daemen 11/20/21
Rebounds	2	8 times
Assists	2	vs Cameron 03/13/21, at Western N.M. 12/11/21
Steals	2	vs Tex. A&M Int'l 02/20/20
Blocks	1	at Cameron 12/19/19, vs Montevallo 11/05/21
FG Made	2	at Western N.M. 02/29/20, vs Tex. Permian Basin 02/20/21
FG Attempts	6	at Texas-Tyler 01/03/21, vs Daemen 11/20/21
3FG Made	1	at Tex. Permian Basin 02/19/21, vs Western N.M. 02/11/21, vs Daemen 11/20/21
3FG Attempts	3	4 times
FT Made	3	vs Cameron 03/13/21
FT Attempts	4	vs Cameron 03/13/21

THE STAT CREW SYSTEM
Lubbock Christian Individual Game-by-Game (as of Dec 15, 2021)
All games

#00 Grace Foster

Opponent	Date	gs	min	Total		3-Pointers		Free throws		Rebounds				pf	a	t/o	blk	stl	pts	avg
				fg-fga	pct	3fg-fga	pct	ft-fta	pct	off	def	tot	avg							
vs Montevallo	11/05/21		18	3-6	.500	1-2	.500	0-0	.000	2	7	9	9.0	2	1	2	2	0	7	7.0
at Mont. St. Billings	11/06/21		7	0-0	.000	0-0	.000	0-0	.000	0	1	1	5.0	0	0	2	0	0	0	3.5
vs Tampa	11/07/21		19	4-7	.571	2-5	.400	0-1	.000	1	1	2	4.0	2	0	3	1	1	10	5.7
at Colo. Christian	11/12/21		15	3-8	.375	0-3	.000	2-2	1.000	1	1	2	3.5	3	0	0	0	0	8	6.3
vs Colorado St.-Pueblo	11/13/21		19	2-4	.500	0-0	.000	0-0	.000	0	5	5	3.8	0	0	1	0	1	4	5.8
LANDER	11/19/21		19	2-5	.400	1-1	1.000	2-2	1.000	2	6	8	4.5	1	0	4	2	0	7	6.0
DAEMEN	11/20/21		16	3-5	.600	0-1	.000	2-2	1.000	1	4	5	4.6	1	2	0	0	1	8	6.3
vs Minn.-Crookston	11/25/21		8	4-6	.667	0-2	.000	0-0	.000	1	2	3	4.4	3	1	0	1	0	8	6.5
at Hawaii Pacific	11/26/21		12	0-0	.000	0-0	.000	2-2	1.000	0	1	1	4.0	0	0	1	0	0	2	6.0
WEST TEX. A&M	12/07/21		13	2-5	.400	1-2	.500	0-0	.000	0	0	0	3.6	1	0	0	0	0	5	5.9
at Western N.M.	12/11/21		14	4-6	.667	2-2	1.000	1-2	.500	0	1	1	3.4	1	2	1	1	0	11	6.4
Totals		0	160	27-52	.519	7-18	.389	9-11	.818	8	29	37	3.4	14	6	14	7	3	70	6.4

Games played: 11
Minutes/game: 14.5
Points/game: 6.4
FG Pct: 51.9
3FG Pct: 38.9
FT Pct: 81.8

Rebounds/game: 3.4
Assists/game: 0.5
Turnovers/game: 1.3
Assist/turnover ratio: 0.4
Steals/game: 0.3
Blocks/game: 0.6

THE STAT CREW SYSTEM
Lubbock Christian Individual Game-by-Game (as of Dec 15, 2021)
All games

#01 Ashton Duncan

Opponent	Date	gs	min	Total		3-Pointers		Free throws		Rebounds				pf	a	t/o	blk	stl	pts	avg	
				fg-fga	pct	3fg-fga	pct	ft-fla	pct	off	def	tot	avg								
vs Montevallo	11/05/21	*	30	4-12	.333	4-12	.333	0-0	.000	1	3	4	4.0	2	1	1	0	2	12	12.0	
at Mont. St. Billings	11/06/21	*	37	7-11	.636	3-6	.500	5-6	.833	1	4	5	4.5	2	2	0	0	2	22	17.0	
vs Tampa	11/07/21	*	31	4-9	.444	2-7	.286	0-0	.000	0	2	2	3.7	0	2	1	0	0	10	14.7	
at Colo. Christian	11/12/21	*	29	3-7	.429	3-6	.500	1-2	.500	0	2	2	3.3	1	1	0	0	0	10	13.5	
vs Colorado St.-Pueblo	11/13/21	*	36	8-14	.571	4-8	.500	0-0	.000	0	4	4	3.4	0	0	2	0	0	20	14.8	
LANDER	11/19/21	*	35	2-6	.333	1-4	.250	2-2	1.000	0	1	1	3.0	2	1	1	0	0	7	13.5	
DAEMEN	11/20/21	*	23	4-14	.286	2-8	.250	0-0	.000	0	3	3	3.0	2	1	1	0	1	10	13.0	
vs Minn.-Crookston	11/25/21	*	20	1-4	.250	1-4	.250	2-2	1.000	1	2	3	3.0	2	0	0	0	0	5	12.0	
at Hawaii Pacific	11/26/21	*	31	6-12	.500	6-11	.545	0-0	.000	0	1	1	2.8	0	2	1	0	0	18	12.7	
WEST TEX. A&M	12/07/21	*	33	8-15	.533	4-10	.400	0-0	.000	0	1	1	2.6	1	0	1	0	1	20	13.4	
at Western N.M.	12/11/21	*	18	3-6	.500	1-3	.333	0-0	.000	1	3	4	2.7	1	0	0	1	1	7	12.8	
Totals			11	323	50-110	.455	31-79	.392	10-12	.833	4	26	30	2.7	13	10	8	1	7	141	12.8

Games played: 11
Minutes/game: 29.4
Points/game: 12.8
FG Pct: 45.5
3FG Pct: 39.2
FT Pct: 83.3

Rebounds/game: 2.7
Assists/game: 0.9
Turnovers/game: 0.7
Assist/turnover ratio: 1.3
Steals/game: 0.6
Blocks/game: 0.1

THE STAT CREW SYSTEM
Lubbock Christian Individual Game-by-Game (as of Dec 15, 2021)
All games

#02 Maci Maddox

Opponent	Date	gs	min	Total		3-Pointers		Free throws		Rebounds				pf	a	t/o	blk	stl	pts	avg
				fg-fga	pct	3fg-fga	pct	ft-fla	pct	off	def	tot	avg							
vs Montevallo	11/05/21		10	0-1	.000	0-0	.000	0-0	.000	0	0	0	0.0	0	0	0	0	1	0	0.0
vs Tampa	11/07/21		5	0-0	.000	0-0	.000	0-0	.000	0	0	0	0.0	0	1	0	0	0	0	0.0
at Colo. Christian	11/12/21		13	0-3	.000	0-0	.000	0-0	.000	0	1	1	0.3	0	0	0	0	0	0	0.0
vs Colorado St.-Pueblo	11/13/21		3	0-0	.000	0-0	.000	0-0	.000	0	0	0	0.3	0	0	0	0	0	0	0.0
LANDER	11/19/21		12	1-1	1.000	0-0	.000	2-2	1.000	0	0	0	0.2	1	0	1	0	1	4	0.8
DAEMEN	11/20/21		12	0-1	.000	0-0	.000	2-2	1.000	0	0	0	0.2	1	0	1	0	1	2	1.0
vs Minn.-Crookston	11/25/21		15	1-2	.500	0-0	.000	0-0	.000	0	0	0	0.1	1	0	0	0	1	2	1.1
at Hawaii Pacific	11/26/21		7	0-2	.000	0-0	.000	0-0	.000	0	0	0	0.1	0	0	1	0	0	0	1.0
WEST TEX. A&M	12/07/21		11	1-4	.250	0-0	.000	2-2	1.000	0	1	1	0.2	0	3	0	0	0	4	1.3
at Western N.M.	12/11/21		18	1-4	.250	0-1	.000	0-0	.000	0	2	2	0.4	1	2	0	0	2	2	1.4
Totals		0	106	4-18	.222	0-1	.000	6-6	1.000	0	4	4	0.4	4	6	3	0	6	14	1.4

Games played: 10
Minutes/game: 10.6
Points/game: 1.4
FG Pct: 22.2
3FG Pct: 0.0
FT Pct: 100.0

Rebounds/game: 0.4
Assists/game: 0.6
Turnovers/game: 0.3
Assist/turnover ratio: 2.0
Steals/game: 0.6

THE STAT CREW SYSTEM
Lubbock Christian Individual Game-by-Game (as of Dec 15, 2021)
All games

#03 Audrey Robertson

Opponent	Date	gs	min	Total		3-Pointers		Free throws		Rebounds				pf	a	t/o	blk	stl	pts	avg
				fg-fga	pct	3fg-fga	pct	ft-fla	pct	off	def	tot	avg							
vs Montevallo	11/05/21		16	1-4	.250	0-1	.000	0-0	.000	0	0	0	0.0	1	0	0	0	1	2	2.0
at Mont. St. Billings	11/06/21		21	2-4	.500	0-1	.000	1-1	1.000	0	0	0	0.0	0	0	0	0	0	5	3.5
vs Tampa	11/07/21		13	0-2	.000	0-1	.000	1-2	.500	0	1	1	0.3	1	1	1	0	0	1	2.7
at Colo. Christian	11/12/21		18	1-5	.200	1-2	.500	0-0	.000	2	1	3	1.0	2	0	1	1	1	3	2.8
vs Colorado St.-Pueblo	11/13/21		17	2-7	.286	0-2	.000	1-2	.500	0	0	0	0.8	1	0	1	0	2	5	3.2
LANDER	11/19/21		25	3-9	.333	1-3	.333	5-6	.833	1	0	1	0.8	1	0	1	1	1	12	4.7
DAEMEN	11/20/21		12	0-2	.000	0-0	.000	0-0	.000	0	2	2	1.0	1	0	1	0	0	0	4.0
vs Minn.-Crookston	11/25/21		15	2-7	.286	0-2	.000	2-2	1.000	3	1	4	1.4	0	0	0	0	0	6	4.3
at Hawaii Pacific	11/26/21		16	1-2	.500	0-1	.000	0-0	.000	0	0	0	1.2	0	0	1	0	0	2	4.0
WEST TEX. A&M	12/07/21		9	0-1	.000	0-1	.000	0-0	.000	0	0	0	1.1	0	0	0	0	1	0	3.6
at Western N.M.	12/11/21		13	4-5	.800	1-1	1.000	0-0	.000	0	2	2	1.2	2	0	0	0	1	9	4.1
Totals		0	175	16-48	.333	3-15	.200	10-13	.769	6	7	13	1.2	9	1	6	2	7	45	4.1

Games played: 11
Minutes/game: 15.9
Points/game: 4.1
FG Pct: 33.3
3FG Pct: 20.0
FT Pct: 76.9

Rebounds/game: 1.2
Assists/game: 0.1
Turnovers/game: 0.5
Assist/turnover ratio: 0.2
Steals/game: 0.6
Blocks/game: 0.2

THE STAT CREW SYSTEM
Lubbock Christian Individual Game-by-Game (as of Dec 15, 2021)
All games

#05 Laynee Burr

Opponent	Date	gs	min	Total		3-Pointers		Free throws		Rebounds				pf	a	t/o	blk	stl	pts	avg		
				fg-fga	pct	3fg-fga	pct	ft-fga	pct	off	def	tot	avg									
vs Montevallo	11/05/21	*	31	4-10	.400	2-3	.667	0-0	.000	1	2	3	3.0	4	6	3	0	4	10	10.0		
at Mont. St. Billings	11/06/21	*	36	1-6	.167	0-2	.000	3-6	.500	1	1	2	2.5	1	3	0	0	2	5	7.5		
vs Tampa	11/07/21	*	33	6-10	.600	2-4	.500	4-4	1.000	0	3	3	2.7	3	2	1	0	1	18	11.0		
at Colo. Christian	11/12/21	*	27	7-12	.583	2-5	.400	3-3	1.000	0	3	3	2.8	3	3	1	0	2	19	13.0		
vs Colorado St.-Pueblo	11/13/21	*	31	0-3	.000	0-1	.000	2-2	1.000	0	2	2	2.6	4	0	1	1	0	2	10.8		
LANDER	11/19/21	*	29	3-5	.600	0-1	.000	4-4	1.000	1	3	4	2.8	4	5	1	0	0	10	10.7		
DAEMEN	11/20/21	*	27	2-6	.333	1-3	.333	2-2	1.000	0	2	2	2.7	0	1	0	0	1	7	10.1		
vs Minn.-Crookston	11/25/21	*	24	3-8	.375	0-3	.000	0-0	.000	2	2	4	2.9	2	1	1	1	1	6	9.6		
at Hawaii Pacific	11/26/21	*	26	4-6	.667	0-1	.000	0-0	.000	1	3	4	3.0	3	4	1	0	0	8	9.4		
WEST TEX. A&M	12/07/21	*	32	2-7	.286	2-3	.667	0-0	.000	0	3	3	3.0	4	2	2	0	1	6	9.1		
at Western N.M.	12/11/21	*	19	4-7	.571	0-1	.000	0-0	.000	1	1	2	2.9	0	2	0	0	2	8	9.0		
Totals			11	315		36-80	.450	9-27	.333	18-21	.857	7	25	32	2.9	28	29	11	2	14	99	9.0

Games played: 11
Minutes/game: 28.6
Points/game: 9.0
FG Pct: 45.0
3FG Pct: 33.3
FT Pct: 85.7

Rebounds/game: 2.9
Assists/game: 2.6
Turnovers/game: 1.0
Assist/turnover ratio: 2.6
Steals/game: 1.3
Blocks/game: 0.2

THE STAT CREW SYSTEM
Lubbock Christian Individual Game-by-Game (as of Dec 15, 2021)
All games

#12 Savannah Sumrall

Opponent	Date	gs	min	Total		3-Pointers		Free throws		Rebounds				pf	a	t/o	blk	stl	pts	avg
				fg-fga	pct	3fg-fga	pct	ft-fla	pct	off	def	tot	avg							
vs Montevallo	11/05/21		2	0-0	.000	0-0	.000	0-0	.000	0	0	0	0.0	0	0	0	0	0	0	0.0
at Colo. Christian	11/12/21		2	0-0	.000	0-0	.000	0-0	.000	1	1	2	1.0	0	0	1	0	0	0	0.0
DAEMEN	11/20/21		6	0-1	.000	0-0	.000	0-0	.000	0	0	0	0.7	0	2	0	0	1	0	0.0
vs Minn.-Crookston	11/25/21		7	0-1	.000	0-0	.000	0-0	.000	0	0	0	0.5	0	0	1	0	0	0	0.0
at Hawaii Pacific	11/26/21		3	1-1	1.000	0-0	.000	0-0	.000	0	0	0	0.4	1	0	2	0	0	2	0.4
at Western N.M.	12/11/21		9	0-1	.000	0-0	.000	0-0	.000	0	1	1	0.5	1	0	0	0	1	0	0.3
Totals		0	29	1-4	.250	0-0	.000	0-0	.000	1	2	3	0.5	2	2	4	0	2	2	0.3

Games played: 6
Minutes/game: 4.8
Points/game: 0.3
FG Pct: 25.0

Rebounds/game: 0.5
Assists/game: 0.3
Turnovers/game: 0.7
Assist/turnover ratio: 0.5
Steals/game: 0.3

THE STAT CREW SYSTEM
Lubbock Christian Individual Game-by-Game (as of Dec 15, 2021)
All games

#14 Channing Cunyus

Opponent	Date	gs	min	Total		3-Pointers		Free throws		Rebounds				pf	a	t/o	blk	stl	pts	avg		
				fg-fga	pct	3fg-fga	pct	ft-fla	pct	off	def	tot	avg									
vs Montevallo	11/05/21	*	21	3-3	1.000	2-2	1.000	0-0	.000	1	1	2	2.0	3	2	1	1	1	8	8.0		
at Mont. St. Billings	11/06/21	*	35	5-11	.455	2-5	.400	0-0	.000	0	1	1	1.5	0	2	1	0	3	12	10.0		
vs Tampa	11/07/21	*	25	1-4	.250	0-3	.000	0-0	.000	1	4	5	2.7	1	2	1	0	1	2	7.3		
at Colo. Christian	11/12/21	*	25	2-8	.250	0-4	.000	6-6	1.000	3	5	8	4.0	1	2	1	0	1	10	8.0		
vs Colorado St.-Pueblo	11/13/21	*	29	4-9	.444	2-4	.500	1-2	.500	0	1	1	3.4	3	0	3	1	2	11	8.6		
LANDER	11/19/21	*	26	3-6	.500	1-4	.250	4-4	1.000	1	3	4	3.5	1	2	1	0	1	11	9.0		
DAEMEN	11/20/21	*	24	2-4	.500	0-1	.000	1-1	1.000	0	5	5	3.7	2	2	0	0	1	5	8.4		
vs Minn.-Crookston	11/25/21	*	23	4-7	.571	2-4	.500	0-0	.000	1	6	7	4.1	2	4	0	1	1	10	8.6		
at Hawaii Pacific	11/26/21	*	25	3-5	.600	1-1	1.000	2-2	1.000	0	4	4	4.1	1	1	0	0	1	9	8.7		
WEST TEX. A&M	12/07/21	*	31	2-6	.333	0-2	.000	1-2	.500	0	4	4	4.1	2	2	2	0	0	5	8.3		
at Western N.M.	12/11/21	*	21	2-5	.400	2-2	1.000	0-0	.000	1	0	1	3.8	1	1	1	0	3	6	8.1		
Totals			11	285		31-68	.456	12-32	.375	15-17	.882	8	34	42	3.8	17	20	11	3	15	89	8.1

Games played: 11
Minutes/game: 25.9
Points/game: 8.1
FG Pct: 45.6
3FG Pct: 37.5
FT Pct: 88.2

Rebounds/game: 3.8
Assists/game: 1.8
Turnovers/game: 1.0
Assist/turnover ratio: 1.8
Steals/game: 1.4
Blocks/game: 0.3

THE STAT CREW SYSTEM
Lubbock Christian Individual Game-by-Game (as of Dec 15, 2021)
All games

#15 Shaylee Stovall

Opponent	Date	gs	min	Total		3-Pointers		Free throws		Rebounds				pf	a	t/o	blk	stl	pts	avg
				fg-fga	pct	3fg-fga	pct	ft-fla	pct	off	def	tot	avg							
vs Montevallo	11/05/21		6	0-1	.000	0-1	.000	0-0	.000	0	0	0	0.0	1	0	0	0	0	0	0.0
vs Tampa	11/07/21		3	0-0	.000	0-0	.000	0-0	.000	0	0	0	0.0	0	0	0	0	0	0	0.0
at Colo. Christian	11/12/21		5	0-0	.000	0-0	.000	3-4	.750	0	2	2	0.7	0	0	0	0	0	3	1.0
vs Colorado St.-Pueblo	11/13/21		0	0-0	.000	0-0	.000	0-0	.000	0	0	0	0.5	0	0	0	0	0	0	0.8
DAEMEN	11/20/21		8	0-1	.000	0-0	.000	0-0	.000	0	1	1	0.6	0	1	0	0	0	0	0.6
vs Minn.-Crookston	11/25/21		10	0-1	.000	0-1	.000	0-0	.000	0	2	2	0.8	1	2	0	0	0	0	0.5
at Hawaii Pacific	11/26/21		6	0-0	.000	0-0	.000	1-2	.500	0	1	1	0.9	1	0	0	0	0	1	0.6
at Western N.M.	12/11/21		13	2-3	.667	2-3	.667	0-0	.000	0	0	0	0.8	1	0	1	0	0	6	1.3
Totals		0	51	2-6	.333	2-5	.400	4-6	.667	0	6	6	0.8	4	3	1	0	0	10	1.3

Games played: 8
Minutes/game: 6.4
Points/game: 1.3
FG Pct: 33.3
3FG Pct: 40.0
FT Pct: 66.7

Rebounds/game: 0.8
Assists/game: 0.4
Turnovers/game: 0.1
Assist/turnover ratio: 3.0

THE STAT CREW SYSTEM
Lubbock Christian Individual Game-by-Game (as of Dec 15, 2021)
All games

#20 Carli Bostwick

Opponent	Date	gs	min	Total		3-Pointers		Free throws		Rebounds				pf	a	t/o	blk	stl	pts	avg
				fg-fga	pct	3fg-fga	pct	ft-fla	pct	off	def	tot	avg							
vs Montevallo	11/05/21		1	0-0	.000	0-0	.000	0-0	.000	0	1	1	1.0	0	0	0	0	0	0	0.0
at Colo. Christian	11/12/21		2	0-0	.000	0-0	.000	0-0	.000	0	0	0	0.5	0	0	0	0	0	0	0.0
DAEMEN	11/20/21		4	1-1	1.000	0-0	.000	0-0	.000	0	0	0	0.3	1	0	1	0	1	2	0.7
vs Minn.-Crookston	11/25/21		6	0-3	.000	0-1	.000	0-0	.000	0	0	0	0.3	1	0	0	0	0	0	0.5
at Hawaii Pacific	11/26/21		3	0-1	.000	0-1	.000	0-2	.000	0	0	0	0.2	0	0	0	0	1	0	0.4
at Western N.M.	12/11/21		7	0-0	.000	0-0	.000	0-0	.000	0	0	0	0.2	0	0	1	0	0	0	0.3
Totals		0	23	1-5	.200	0-2	.000	0-2	.000	0	1	1	0.2	2	0	2	0	2	2	0.3

Games played: 6
Minutes/game: 3.8
Points/game: 0.3
FG Pct: 20.0
3FG Pct: 0.0
FT Pct: 0.0

Rebounds/game: 0.2
Turnovers/game: 0.3
Steals/game: 0.3

THE STAT CREW SYSTEM
Lubbock Christian Individual Game-by-Game (as of Dec 15, 2021)
All games

#21 Allie Schulte

Opponent	Date	qs	min	Total		3-Pointers		Free throws		Rebounds				pf	a	t/o	blk	stl	pts	avg	
				fg-fga	pct	3fg-fga	pct	ft-fla	pct	off	def	tot	avg								
vs Montevallo	11/05/21	*	30	8-11	.727	3-5	.600	0-0	.000	0	5	5	5.0	0	5	2	0	2	19	19.0	
at Mont. St. Billings	11/06/21	*	34	4-10	.400	2-5	.400	6-6	1.000	1	6	7	6.0	3	3	5	0	2	16	17.5	
vs Tampa	11/07/21	*	32	3-5	.600	1-2	.500	3-4	.750	0	4	4	5.3	1	4	0	1	3	10	15.0	
at Colo. Christian	11/12/21	*	26	1-5	.200	0-3	.000	2-2	1.000	1	2	3	4.8	1	3	0	1	5	4	12.3	
vs Colorado St.-Pueblo	11/13/21	*	32	2-8	.250	0-2	.000	8-8	1.000	0	6	6	5.0	3	8	3	0	1	12	12.2	
LANDER	11/19/21	*	30	1-5	.200	0-2	.000	10-10	1.000	0	3	3	4.7	2	2	4	1	1	12	12.2	
DAEMEN	11/20/21	*	22	5-8	.625	1-2	.500	6-6	1.000	1	1	2	4.3	2	2	1	0	0	17	12.9	
vs Minn.-Crookston	11/25/21	*	19	5-12	.417	1-5	.200	1-2	.500	2	2	4	4.3	3	4	1	0	2	12	12.8	
at Hawaii Pacific	11/26/21	*	32	9-14	.643	4-7	.571	0-0	.000	0	4	4	4.2	1	6	0	0	5	22	13.8	
WEST TEX. A&M	12/07/21	*	35	3-6	.500	1-1	1.000	2-2	1.000	0	3	3	4.1	1	2	0	0	1	9	13.3	
at Western N.M.	12/11/21	*	17	3-8	.375	0-2	.000	0-0	.000	0	1	1	3.8	0	0	0	0	4	6	12.6	
Totals			11	309	44-92	.478	13-36	.361	38-40	.950	5	37	42	3.8	17	39	16	3	26	139	12.6

Games played: 11
Minutes/game: 28.1
Points/game: 12.6
FG Pct: 47.8
3FG Pct: 36.1
FT Pct: 95.0

Rebounds/game: 3.8
Assists/game: 3.5
Turnovers/game: 1.5
Assist/turnover ratio: 2.4
Steals/game: 2.4
Blocks/game: 0.3

THE STAT CREW SYSTEM
Lubbock Christian Individual Game-by-Game (as of Dec 15, 2021)
All games

#22 Juliana Robertson

Opponent	Date	gs	min	Total		3-Pointers		Free throws		Rebounds				pf	a	t/o	blk	stl	pts	avg	
				fg-fga	pct	3fg-fga	pct	ft-fla	pct	off	def	tot	avg								
vs Montevallo	11/05/21	*	24	2-9	.222	1-3	.333	4-4	1.000	0	6	6	6.0	4	3	2	0	0	9	9.0	
at Mont. St. Billings	11/06/21	*	25	3-4	.750	0-0	.000	1-2	.500	1	4	5	5.5	5	0	4	1	0	7	8.0	
vs Tampa	11/07/21	*	34	2-6	.333	1-1	1.000	0-0	.000	1	6	7	6.0	2	1	4	0	0	5	7.0	
at Colo. Christian	11/12/21	*	26	0-5	.000	0-0	.000	0-0	.000	3	5	8	6.5	3	0	2	0	0	0	5.3	
vs Colorado St.-Pueblo	11/13/21	*	33	0-6	.000	0-4	.000	2-2	1.000	0	5	5	6.2	2	0	1	1	3	2	4.6	
LANDER	11/19/21	*	20	5-7	.714	0-1	.000	1-1	1.000	1	2	3	5.7	5	0	3	0	0	11	5.7	
DAEMEN	11/20/21	*	20	0-3	.000	0-0	.000	2-2	1.000	4	3	7	5.9	3	1	1	1	0	2	5.1	
vs Minn.-Crookston	11/25/21	*	23	4-6	.667	0-1	.000	0-0	.000	2	4	6	5.9	3	3	1	1	0	8	5.5	
at Hawaii Pacific	11/26/21	*	29	2-4	.500	0-0	.000	1-2	.500	1	12	13	6.7	4	4	3	0	1	5	5.4	
WEST TEX. A&M	12/07/21	*	34	5-9	.556	0-0	.000	1-2	.500	4	11	15	7.5	2	1	4	2	2	11	6.0	
at Western N.M.	12/11/21	*	15	2-5	.400	0-1	.000	1-2	.500	0	0	0	6.8	0	1	1	0	0	5	5.9	
Totals			11	283		25-64	.391	2-11	.182	13-17	.765	17	58	75	6.8	33	14	26	6	65	5.9

Games played: 11
Minutes/game: 25.7
Points/game: 5.9
FG Pct: 39.1
3FG Pct: 18.2
FT Pct: 76.5

Rebounds/game: 6.8
Assists/game: 1.3
Turnovers/game: 2.4
Assist/turnover ratio: 0.5
Steals/game: 0.5
Blocks/game: 0.5

THE STAT CREW SYSTEM
Lubbock Christian Individual Game-by-Game (as of Dec 15, 2021)
All games

#23 Brylee Winfrey

Opponent	Date	gs	min	Total		3-Pointers		Free throws		Rebounds				pf	a	t/o	blk	stl	pts	avg
				fg-fga	pct	3fg-fga	pct	ft-fla	pct	off	def	tot	avg							
vs Montevallo	11/05/21		2	0-0	.000	0-0	.000	0-0	.000	0	0	0	0.0	0	0	1	1	0	0	0.0
at Colo. Christian	11/12/21		3	0-0	.000	0-0	.000	0-0	.000	0	0	0	0.0	0	0	1	0	0	0	0.0
DAEMEN	11/20/21		6	1-6	.167	1-3	.333	2-3	.667	0	0	0	0.0	2	0	0	0	0	5	1.7
vs Minn.-Crookston	11/25/21		8	0-3	.000	0-2	.000	2-2	1.000	0	1	1	0.3	1	1	2	0	0	2	1.8
at Hawaii Pacific	11/26/21		3	0-0	.000	0-0	.000	0-0	.000	0	2	2	0.6	2	1	0	0	0	0	1.4
at Western N.M.	12/11/21		9	0-2	.000	0-2	.000	0-0	.000	0	1	1	0.7	1	2	0	0	1	0	1.2
Totals		0	31	1-11	.091	1-7	.143	4-5	.800	0	4	4	0.7	6	4	4	1	1	7	1.2

Games played: 6
Minutes/game: 5.2
Points/game: 1.2
FG Pct: 9.1
3FG Pct: 14.3
FT Pct: 80.0

Rebounds/game: 0.7
Assists/game: 0.7
Turnovers/game: 0.7
Assist/turnover ratio: 1.0
Steals/game: 0.2
Blocks/game: 0.2

THE STAT CREW SYSTEM
Lubbock Christian Individual Game-by-Game (as of Dec 15, 2021)
All games

#30 Audrey Spurgin

Opponent	Date	gs	min	Total		3-Pointers		Free throws		Rebounds				pf	a	t/o	blk	stl	pts	avg
				fg-fga	pct	3fg-fga	pct	ft-flt	pct	off	def	tot	avg							
vs Montevallo	11/05/21		3	0-0	.000	0-0	.000	2-2	1.000	0	0	0	0.0	0	0	1	0	0	2	2.0
vs Tampa	11/07/21		1	0-0	.000	0-0	.000	0-0	.000	0	0	0	0.0	2	0	1	0	0	0	1.0
at Colo. Christian	11/12/21		2	0-1	.000	0-0	.000	0-0	.000	0	0	0	0.0	1	0	0	0	0	0	0.7
DAEMEN	11/20/21		4	0-0	.000	0-0	.000	0-0	.000	0	1	1	0.3	1	0	1	0	0	0	0.5
vs Minn.-Crookston	11/25/21		9	0-1	.000	0-0	.000	0-0	.000	0	3	3	0.8	2	0	0	1	2	0	0.4
at Hawaii Pacific	11/26/21		3	0-1	.000	0-0	.000	0-0	.000	0	0	0	0.7	0	0	0	0	0	0	0.3
at Western N.M.	12/11/21		5	0-3	.000	0-0	.000	1-2	.500	0	0	0	0.6	2	0	1	0	0	1	0.4
Totals		0	27	0-6	.000	0-0	.000	3-4	.750	0	4	4	0.6	8	0	4	1	2	3	0.4

Games played: 7
Minutes/game: 3.9
Points/game: 0.4
FG Pct: 0.0
FT Pct: 75.0

Rebounds/game: 0.6
Turnovers/game: 0.6
Steals/game: 0.3
Blocks/game: 0.1

THE STAT CREW SYSTEM
Lubbock Christian Individual Game-by-Game (as of Dec 15, 2021)
All games

#34 Whitney Cox

Opponent	Date	gs	min	Total		3-Pointers		Free throws		Rebounds				pf	a	t/o	blk	stl	pts	avg
				fg-fga	pct	3fg-fga	pct	ft-fla	pct	off	def	tot	avg							
vs Montevallo	11/05/21		6	0-2	.000	0-0	.000	0-0	.000	0	1	1	1.0	1	1	0	1	0	0	0.0
at Mont. St. Billings	11/06/21		5	0-0	.000	0-0	.000	0-0	.000	0	0	0	0.5	1	0	1	0	0	0	0.0
vs Tampa	11/07/21		4	0-1	.000	0-0	.000	0-0	.000	0	0	0	0.3	2	0	1	0	0	0	0.0
at Colo. Christian	11/12/21		6	1-2	.500	0-0	.000	1-2	.500	0	1	1	0.5	0	0	0	1	0	3	0.8
LANDER	11/19/21		4	1-1	1.000	0-0	.000	0-0	.000	0	0	0	0.4	0	0	0	1	0	2	1.0
DAEMEN	11/20/21		12	1-2	.500	0-0	.000	2-4	.500	0	2	2	0.7	4	0	1	0	1	4	1.5
vs Minn.-Crookston	11/25/21		7	0-0	.000	0-0	.000	0-2	.000	0	0	0	0.6	2	1	1	0	0	0	1.3
at Hawaii Pacific	11/26/21		3	1-1	1.000	0-0	.000	0-0	.000	0	0	0	0.5	0	0	0	0	0	2	1.4
WEST TEX. A&M	12/07/21		2	0-0	.000	0-0	.000	0-0	.000	1	0	1	0.6	1	0	0	0	0	0	1.2
at Western N.M.	12/11/21		13	0-1	.000	0-0	.000	4-4	1.000	0	4	4	0.9	1	2	1	0	0	4	1.5
Totals		0	62	4-10	.400	0-0	.000	7-12	.583	1	8	9	0.9	12	4	5	3	1	15	1.5

Games played: 10
Minutes/game: 6.2
Points/game: 1.5
FG Pct: 40.0
FT Pct: 58.3

Rebounds/game: 0.9
Assists/game: 0.4
Turnovers/game: 0.5
Assist/turnover ratio: 0.8
Steals/game: 0.1
Blocks/game: 0.3

THE STAT CREW SYSTEM
Lubbock Christian Individual Game-by-Game (as of Dec 15, 2021)
All games

#40 Reese Schumann

Opponent	Date	gs	min	Total		3-Pointers		Free throws		Rebounds				pf	a	t/o	blk	stl	pts	avg
				fg-fga	pct	3fg-fga	pct	ft-fla	pct	off	def	tot	avg							
at Colo. Christian	11/12/21		1	0-0	.000	0-0	.000	0-0	.000	0	0	0	0.0	0	0	0	0	0	0	0.0
DAEMEN	11/20/21		4	0-0	.000	0-0	.000	0-0	.000	0	0	0	0.0	1	0	0	0	0	0	0.0
vs Minn.-Crookston	11/25/21		6	1-2	.500	0-0	.000	1-2	.500	2	3	5	1.7	2	0	0	0	0	3	1.0
at Hawaii Pacific	11/26/21		1	0-0	.000	0-0	.000	2-2	1.000	1	0	1	1.5	0	0	0	0	0	2	1.3
at Western N.M.	12/11/21		9	1-2	.500	0-0	.000	0-0	.000	1	3	4	2.0	0	0	0	0	0	2	1.4
Totals		0	21	2-4	.500	0-0	.000	3-4	.750	4	6	10	2.0	3	0	0	0	0	7	1.4

Games played: 5
Minutes/game: 4.2
Points/game: 1.4
FG Pct: 50.0
FT Pct: 75.0

Rebounds/game: 2.0

THE STAT CREW SYSTEM
Lubbock Christian Individual Game-by-Game (as of Dec 15, 2021)
All games

#TM TEAM

Opponent	Date	gs	min	Total		3-Pointers		Free throws		Rebounds				pf	a	t/o	blk	stl	pts	avg
				fg-fga	pct	3fg-fga	pct	ft-fla	pct	off	def	tot	avg							
vs Montevallo	11/05/21		0	0-0	.000	0-0	.000	0-0	.000	1	3	4	4.0	0	0	0	0	0	0	0.0
at Mont. St. Billings	11/06/21		0	0-0	.000	0-0	.000	0-0	.000	1	3	4	4.0	0	0	0	0	0	0	0.0
vs Tampa	11/07/21		0	0-0	.000	0-0	.000	0-0	.000	0	2	2	3.3	0	0	1	0	0	0	0.0
at Colo. Christian	11/12/21		0	0-0	.000	0-0	.000	0-0	.000	0	0	0	2.5	0	0	2	0	0	0	0.0
vs Colorado St.-Pueblo	11/13/21		0	0-0	.000	0-0	.000	0-0	.000	0	0	0	2.0	0	0	2	0	0	0	0.0
LANDER	11/19/21		0	0-0	.000	0-0	.000	0-0	.000	1	3	4	2.3	0	0	0	0	0	0	0.0
DAEMEN	11/20/21		0	0-0	.000	0-0	.000	0-0	.000	1	5	6	2.9	0	0	0	0	0	0	0.0
vs Minn.-Crookston	11/25/21		0	0-0	.000	0-0	.000	0-0	.000	1	0	1	2.6	0	0	1	0	0	0	0.0
at Hawaii Pacific	11/26/21		0	0-0	.000	0-0	.000	0-0	.000	1	2	3	2.7	0	0	2	0	0	0	0.0
WEST TEX. A&M	12/07/21		0	0-0	.000	0-0	.000	0-0	.000	1	3	4	2.8	0	0	0	0	0	0	0.0
at Western N.M.	12/11/21		0	0-0	.000	0-0	.000	0-0	.000	0	0	0	2.5	0	0	1	0	0	0	0.0
Totals		0	0	0-0	.000	0-0	.000	0-0	.000	7	21	28	2.5	0	0	9	0	0	0	0.0

Games played: 11

Rebounds/game: 2.5

Turnovers/game: 0.8

LUBBOCK CHRISTIAN UNIVERSITY WOMEN'S BASKETBALL GAME NOTES

Montevallo vs Lubbock Christian 11/05/21 3:30 pm at Billings, MT

Montevallo 55 • 0-1,0-0 Gulf Sou

#	Player	Total		3-Ptr		Rebounds			PF	TP	A TO Blk Stl				Min
		FG-FGA	FG-FGA	FT-FTA	FT-FTA	Off	Def	Tot			A	TO	Blk	Stl	
12	Shyan Flack	r	1-8	1-3	7-10	2	11	13	0	10	1	1	1	0	27
22	Savannah Lee	f	4-11	0-3	1-2	4	5	9	2	9	0	4	1	1	27
05	Marisa Snodgrass	g	2-6	1-5	0-1	1	3	4	2	5	1	4	0	1	31
11	Kiya Sain	g	4-10	0-3	0-0	2	2	4	0	8	2	0	0	0	28
23	Jordan Jones	g	2-8	0-1	0-2	1	1	2	3	4	1	2	0	0	20
01	Jennifer Andrew		0-1	0-0	3-4	0	1	1	2	3	1	1	0	0	11
02	Sara Strohmeier		0-0	0-0	0-0	0	0	0	1	0	0	0	0	0	4
03	Tiara McLeod		1-1	0-0	2-2	0	4	4	1	4	0	0	0	0	10
04	Anna Katherine Eastm		0-2	1-2	0-0	0	0	0	2	3	0	1	0	0	13
14	Leisha Steger		0-1	0-1	0-0	0	0	0	0	0	0	0	0	0	3
20	Miriam Oldacre		0-1	0-0	0-0	0	0	0	0	0	1	1	0	0	3
33	Elizabeth Hill		1-3	1-3	0-0	0	0	0	0	3	1	1	0	0	5
33	Michaela Edwards		2-4	1-1	1-3	1	1	1	0	6	0	1	0	4	18
Team						2	1	3							
Totals			18-56	5-22	14-24	13	28	41	13	55	8	16	2	6	200
1st - FG %:		3-14	21.4%	2nd: 6-17	35.3%	3rd: 3-13	23.1%	4th: 6-12	50.0%	Game: 18-56	32.1%	Deadball			
3FG %:		1-5	20.0%	1-7	14.3%	1-5	20.0%	2-5	40.0%	5-22	22.7%	Rebounds			
FT %:		4-4	100.0%	2-6	33.3%	5-8	62.5%	3-6	50.0%	14-24	58.3%				

Lubbock Christian 69 • 1-0,0-0 Lone Sta

#	Player	Total		3-Ptr		Rebounds			PF	TP	A TO Blk Stl				Min
		FG-FGA	FG-FGA	FT-FTA	FT-FTA	Off	Def	Tot			A	TO	Blk	Stl	
22	Juliana Robertson	r	2-9	1-3	4-4	0	6	6	4	9	3	2	0	0	24
01	Ashton Duncan	g	4-12	4-12	0-0	1	3	4	2	12	1	1	0	2	30
05	Laynee Burr	g	4-10	2-3	0-0	1	2	3	4	10	6	3	0	4	31
14	Channing Cunyus	g	3-3	2-2	0-0	1	1	2	3	8	2	1	1	1	21
21	Allie Schulte	g	8-11	3-5	0-0	0	5	5	0	19	5	2	0	2	30
00	Grace Foster		3-6	1-2	0-0	2	7	9	2	7	1	2	2	0	18
02	Maci Maddox		0-1	0-0	0-0	0	0	0	0	0	0	0	0	1	10
03	Audrey Robertson		1-4	0-1	0-0	0	0	0	1	2	0	0	0	1	16
12	Savannah Sumrall		0-0	0-0	0-0	0	0	0	0	0	0	0	0	0	2
15	Shaylee Stovall		0-1	0-1	0-0	0	0	0	1	0	0	0	0	0	6
20	Carli Bostwick		0-0	0-0	0-0	0	1	1	0	0	0	0	0	0	1
23	Brylee Winfrey		0-0	0-0	0-0	0	0	0	0	0	0	1	1	0	2
30	Audrey Spurgin		0-0	0-0	2-2	0	0	0	0	2	0	1	0	0	3
34	Whitney Cox		0-2	0-0	0-0	0	1	1	1	0	1	0	1	0	6
Team						1	3	4							
Totals			25-59	13-29	6-6	6	29	35	18	69	19	13	5	11	200
1st - FG %:		8-18	44.4%	2nd: 6-14	42.9%	3rd: 7-16	43.8%	4th: 4-11	36.4%	Game: 25-59	42.4%	Deadball			
3FG %:		5-10	50.0%	3-7	42.9%	2-4	50.0%	3-8	37.5%	13-29	44.8%	Rebounds			
FT %:		0-0	0.0%	0-0	0.0%	4-4	100.0%	0-0	0.0%	6-6	100.0%				

Officials: Brian Williams, Steven Landro, Aaron Haugen
Technical fouls: Montevallo-None. Lubbock Christian-None.

Attendance: 155

2021-22 Women's Basketball. Round: 0. Lubbock Christian vs Montevallo. Played

Score by periods	1st	2nd	3rd	4th	Total
Montevallo	11	15	12	17	55
Lubbock Christian	21	15	20	13	69

Lubbock Christian vs Mont. St. Billings 11/06/21 7:00 pm at Billings, MT

Lubbock Christian 67 • 2-0,0-0 Lone Sta

#	Player	Total		3-Ptr		Rebounds			PF	TP	A TO Blk Stl				Min
		FG-FGA	FG-FGA	FT-FTA	FT-FTA	Off	Def	Tot			A	TO	Blk	Stl	
22	Juliana Robertson	r	3-4	0-0	1-2	1	4	5	5	7	0	4	1	0	25
01	Ashton Duncan	g	7-11	3-6	5-6	1	4	5	2	22	2	0	0	2	37
05	Laynee Burr	g	1-6	0-2	3-6	1	1	2	1	5	3	0	0	2	36
14	Channing Cunyus	g	5-11	2-5	0-0	0	1	1	0	12	2	1	0	3	35
21	Allie Schulte	g	4-10	2-5	6-6	1	6	7	3	16	3	5	0	2	34
00	Grace Foster		0-0	0-0	0-0	0	1	1	0	0	0	2	0	0	7
03	Audrey Robertson		2-4	0-1	1-1	0	0	0	0	5	0	0	0	0	21
34	Whitney Cox		0-0	0-0	0-0	0	0	0	1	0	0	1	0	0	5
Team						1	3	4							
Totals			22-46	7-19	16-21	5	20	25	12	67	10	13	1	9	200
1st - FG %:		3-14	21.4%	2nd: 9-13	69.2%	3rd: 5-11	45.5%	4th: 5-8	62.5%	Game: 22-46	47.8%	Deadball			
3FG %:		2-8	25.0%	3-5	60.0%	1-4	25.0%	1-2	50.0%	7-19	36.8%	Rebounds			
FT %:		0-0	0.0%	7-7	100.0%	2-2	100.0%	6-10	60.0%	16-21	76.2%				

Mont. St. Billings 61 • 1-1,0-0 Great No

#	Player	Total		3-Ptr		Rebounds			PF	TP	A TO Blk Stl				Min
		FG-FGA	FG-FGA	FT-FTA	FT-FTA	Off	Def	Tot			A	TO	Blk	Stl	
22	Carriann Kunkel	r	2-6	0-1	2-2	2	6	8	1	6	4	5	0	1	28
22	Taryn Shelley	r	7-13	0-1	0-0	3	8	11	2	14	2	4	0	0	30
12	Shayla Montague	g	3-10	2-8	0-0	0	2	2	2	8	1	0	0	2	31
21	Danielle Zahn	g	3-7	2-4	0-0	0	1	1	2	8	5	4	0	1	28
25	Addison Gardner	g	1-3	1-3	2-2	0	1	1	1	5	0	2	0	0	21
02	Skyler Patton		1-3	1-1	2-2	0	0	0	2	5	4	1	0	0	12
14	Kortney Nelson		5-5	0-0	0-0	2	2	4	3	10	1	0	0	0	25
30	Dyauni Boyce		1-4	1-1	2-2	1	1	2	5	5	1	0	0	0	21
23	Natalie Andreas		0-0	0-0	0-0	0	0	0	0	0	0	0	0	0	3
34	Shannon Reny		0-0	0-0	0-0	0	0	0	2	0	0	0	0	0	1
Team						0	0	0							
Totals			23-51	7-19	8-8	8	21	29	20	61	18	18	0	4	200
1st - FG %:		7-13	53.8%	2nd: 5-12	41.7%	3rd: 6-15	40.0%	4th: 5-11	45.5%	Game: 23-51	45.1%	Deadball			
3FG %:		1-2	50.0%	2-4	50.0%	2-7	28.6%	2-6	33.3%	7-19	36.8%	Rebounds			
FT %:		2-2	100.0%	2-2	100.0%	2-2	100.0%	2-2	100.0%	8-8	100.0%				

Officials: Craig Thompson, Aaron Haugen, Gretchen Fowell

Technical fouls: Lubbock Christian-None. Mont. St. Billings-None.

Attendance: 397

2021-22 Women's Basketball. Round: 0. Lubbock Christian vs Mont. St. Billings.

Score by periods	1st	2nd	3rd	4th	Total
Lubbock Christian	8	28	14	17	67
Mont. St. Billings	17	14	16	14	61

Lubbock Christian vs Tampa 11/07/21 4:15 pm at Billings, MT

Lubbock Christian 56 • 3-0,0-0 Lone Sta

#	Player		Total		3-Ptr		Rebounds			PF	TP	A	TO	Blk	Stl	Min
			FG-FGA	FG-FGA	FT-FTA	Off	Def	Tot								
22	Juliana Robertson	f	2-6	1-1	0-0	1	6	7	2	5	1	4	0	0	0	34
01	Ashton Duncan	g	4-9	2-7	0-0	0	2	2	0	10	2	1	0	0	0	31
05	Laynee Burr	g	6-10	2-4	4-4	0	3	3	3	18	2	1	0	1	0	33
14	Channing Cunyus	g	1-4	0-3	0-0	1	4	5	1	2	2	1	0	1	0	25
21	Allie Schulte	g	3-5	1-2	3-4	0	4	4	1	10	4	0	1	3	0	32
00	Grace Foster		4-7	2-5	0-1	1	1	2	2	10	0	3	1	1	1	19
02	Maci Maddox		0-0	0-0	0-0	0	0	0	0	0	1	0	0	0	0	5
03	Audrey Robertson		0-2	0-1	1-2	0	1	1	1	1	1	1	0	0	0	13
15	Shaylee Stovall		0-0	0-0	0-0	0	0	0	0	0	0	0	0	0	0	3
30	Audrey Spurgin		0-0	0-0	0-0	0	0	0	2	0	0	1	0	0	0	1
34	Whitney Cox		0-1	0-0	0-0	0	0	0	2	0	0	1	0	0	0	4
Team						0	2	2								
Totals				20-44	8-23	8-11	3	23	26	14	56	13	14	2	6	200
1st - 3FG %: 3-8 1-1 36.4% 2nd: 5-13 38.5% 3rd: 5-9 55.6% 4th: 6-11 54.5% Game: 8-23 34.4% Deadball																
FT %: 4-11 36.4% 2nd: 5-13 38.5% 3rd: 5-9 55.6% 4th: 6-11 54.5% Game: 8-23 34.4% Rebounds																
FT %: 4-11 36.4% 2nd: 5-13 38.5% 3rd: 5-9 55.6% 4th: 6-11 54.5% Game: 8-23 34.4% Rebounds																

LUBBOCK CHRISTIAN UNIVERSITY WOMEN'S BASKETBALL GAME NOTES

Lubbock Christian vs Colorado St.-Pueblo 11/13/21 11:00 am at Lakewood, CO

Lubbock Christian 56 • 4-1,0-0 Lone Sta

#	Player	Total		3-Ptr		Rebounds			PF	TP	A TO		Blk	Stl	Min
		FG-FGA	FG-FGA	FT-FTA	FT-FTA	Off	Def	Tot							
22	Juliana Robertson	f	0-6	0-4	2-2	0	5	5	2	2	0	1	1	3	33
01	Ashton Duncan	g	8-14	4-8	0-0	0	4	4	0	20	0	2	0	0	36
05	Layne Burr	g	0-3	0-1	2-2	0	2	2	4	2	0	1	1	0	31
14	Channing Cunyus	g	4-9	2-4	1-2	0	1	1	3	11	0	3	1	2	29
21	Allie Schulte	g	2-8	0-2	8-8	0	6	6	3	12	8	3	0	1	32
00	Grace Foster		2-4	0-0	0-0	0	5	5	0	4	0	1	0	1	19
02	Maci Maddox		0-0	0-0	0-0	0	0	0	0	0	0	0	0	0	3
03	Audrey Robertson		2-7	0-2	1-2	0	0	0	1	5	0	1	0	2	17
15	Shaylee Stovall		0-0	0-0	0-0	0	0	0	0	0	0	0	0	0	0+
Team						0	0	0			2				
Totals			18-51	6-21	14-16	0	23	23	13	56	8	14	3	9	200
1st - FG %:		4-16	25.0%	2nd: 5-13	38.5%	3rd: 6-10	60.0%	4th: 3-12	25.0%	Game: 18-51	35.3%	Deadball			
3FG %:		1-6	16.7%	3-5	60.0%	1-4	25.0%	1-6	16.7%	6-21	28.6%	Rebounds			
FT %:		2-2	100.0%	4-6	66.7%	4-4	100.0%	4-4	100.0%	14-16	87.5%	5,4			

Colorado St.-Pueblo 64 • 1-1,0-0 RMAC

#	Player	Total		3-Ptr		Rebounds			PF	TP	A TO		Blk	Stl	Min
		FG-FGA	FG-FGA	FT-FTA	FT-FTA	Off	Def	Tot							
23	Alisha Davis	f	7-17	2-3	2-2	5	7	12	2	18	1	0	1	3	31
00	Ro Dominguez	g	2-9	1-6	0-0	0	7	7	2	5	1	3	0	2	28
02	Ja'Naiya Davis	g	3-6	1-3	6-7	1	2	3	1	13	3	1	1	2	28
13	Tomia Johnson	g	5-14	4-9	0-1	0	5	5	3	14	1	2	0	1	27
21	Kansas Watts	g	1-4	0-0	2-2	4	4	8	2	4	1	2	1	0	28
03	Sydni Williams		1-2	0-1	0-0	0	3	3	1	2	1	1	0	1	12
04	Torie Bass		0-2	0-0	0-0	0	0	0	0	0	1	1	0	0	9
10	Morgan Dial		1-2	0-1	0-0	0	0	0	1	2	1	1	0	0	8
22	Amaya Lewis		3-6	0-2	0-1	1	1	2	1	6	0	1	0	1	21
34	Aubriana Noti		0-0	0-0	0-0	0	1	1	0	0	0	0	0	0	8
Team						0	0	0			1				
Totals			23-62	8-25	10-13	11	30	41	14	64	10	13	3	10	200
1st - FG %:		9-14	64.3%	2nd: 4-14	28.6%	3rd: 4-18	22.2%	4th: 6-16	37.5%	Game: 23-62	37.1%	Deadball			
3FG %:		3-5	60.0%	1-7	14.3%	1-7	14.3%	3-6	50.0%	8-25	32.0%	Rebounds			
FT %:		1-1	100.0%	0-1	0.0%	2-3	66.7%	7-8	87.5%	10-13	76.9%	4			

Officials: Amirah Leonard,Alex Gebers,Kevin Kizewski
Technical fouls: Lubbock Christian-None. Colorado St.-Pueblo-None.
Attendance: 150
2021-22 Women's Basketball. Round: 0. Colorado St.-Pueblo vs Lubbock Christian

Score by periods	1st	2nd	3rd	4th	Total
Lubbock Christian	11	17	17	11	56
Colorado St.-Pueblo	22	9	11	22	64

Lander vs Lubbock Christian 11/19/21 7:00 pm at Lubbock, TX

Lander 72 • 2-1,0-0 Peach Be

#	Player		Total		3-Ptr		Rebounds			PF	TP	A	TO	Blk	Stl	Min
			FG-FGA	FG-FGA	FT-FTA	Off	Def	Tot								
21	Makaila Cange	f	5-8	0-0	3-5	7	3	10	4	13	0	2	0	4	24	
05	Miriam Recarte	c	5-14	1-3	0-0	4	1	5	2	11	2	1	2	0	30	
01	Amiaya Melvins	g	1-6	0-0	0-2	3	3	6	4	2	1	3	0	2	29	
04	Sarah Crews	g	1-4	1-3	0-0	3	2	5	3	2	1	0	1	30		
11	Zamiya Passmore	g	10-19	2-8	5-6	0	1	1	4	27	7	5	0	1	37	
02	Vashae Rideout		1-4	0-2	0-0	0	0	0	3	2	1	1	0	0	11	
03	Aniaya Jester		3-9	2-4	6-8	3	5	8	2	14	0	2	0	2	34	
10	Jakiyah Parker		0-0	0-0	0-0	0	0	0	0	0	0	2	0	0	5	
Team						2	3	5								
Totals			26-64	6-20	14-21	22	18	40	24	72	13	17	2	10	200	
1st	FG %:	6-15	40.0%	2nd:	8-18	44.4%	3rd:	7-19	36.8%	4th:	5-12	41.7%	Game:	26-64	40.6%	Deadball
	3FG %:	1-4	25.0%		1-5	20.0%		2-6	33.3%		2-5	40.0%		14-20	30.0%	Rebounds
	FT %:	1-2	50.0%		6-9	66.7%		5-6	83.3%		2-4	50.0%		14-21	66.7%	2

Lubbock Christian 76 • 5-1,0-0 Lone Sta

#	Player		Total		3-Ptr		Rebounds			PF	TP	A TO Blk Stl			Min
			FG-FGA	FG-FGA	FT-FTA	FT-FTA	Off	Def	Tot						
22	Juliana Robertson	f	5-7	0-1	1-1	1	2	3	5	11	0	3	0	0	20
01	Ashton Duncan	g	2-6	1-4	2-2	0	1	1	2	7	1	1	0	0	35
05	Layne Burr	g	3-5	0-1	4-4	1	3	4	4	10	5	1	0	0	29
14	Channing Cunyus	g	3-6	1-4	4-4	1	3	4	1	11	2	1	0	1	26
21	Allie Schulte	g	1-5	0-2	10-10	0	3	3	2	12	2	4	1	1	30
00	Grace Foster		2-5	1-1	2-2	2	6	8	1	7	0	4	2	0	19
02	Maci Maddox		1-1	0-0	2-2	0	0	0	1	4	0	1	0	1	12
03	Audrey Robertson		3-9	1-3	5-6	1	0	1	1	12	0	1	1	1	25
34	Whitney Cox		1-1	0-0	0-0	0	0	0	0	2	0	0	1	0	4
Team						1	3	4							
Totals			21-45	4-16	30-31	7	21	28	17	76	10	16	5	4	200
1st	FG %:	5-10	50.0%	2nd: 6-13	46.2%	3rd: 5-12	41.7%	4th: 5-10	50.0%	Game: 21-45	46.7%	Deadball			
	3FG %:	1-4	25.0%	2-7	28.6%	1-2	50.0%	0-3	0.0%	4-16	25.0%	Rebounds			
	FT %:	1-2	50.0%	6-6	100.0%	10-10	100.0%	12-12	100.0%	30-31	96.8%	0			

Officials: Laura Dominguez,Corey Malone,Chet Martin
Technical fouls: Lander-None. Lubbock Christian-None.
Attendance: 612
2021-22 Women's Basketball. Round: 0. Lander vs Lubbock Christian. Played at R

Score by periods	1st	2nd	3rd	4th	Total
Lander	14	23	21	14	72
Lubbock Christian	13	20	21	22	76

Daemen vs Lubbock Christian 11/20/21 8:00 pm at Lubbock, TX

Daemen 37 • 2-2,0-0 ECC

#	Player	Total		3-Ptr		Rebounds			PF	TP	A TO		Blk	Stl	Min
		FG-FGA	FG-FGA	FT-FTA	FT-FTA	Off	Def	Tot							
15	Mickayla Ivy	f	3-9	0-2	2-4	1	1	2	4	8	1	1	0	1	21
25	Katie Titus	f	3-9	0-0	0-0	1	6	7	2	6	1	2	1	0	29
01	Tiara Filbert	g	1-8	0-4	2-2	0	4	4	2	4	1	3	0	0	32
03	Alahna Paige	g	3-7	0-0	1-2	0	5	5	2	7	3	1	0	0	29
13	Kaytlyn Matz	g	1-3	0-2	0-0	0	2	2	2	2	1	2	0	0	13
02	Maddy Stearns		0-0	0-0	0-2	0	0	0	0	0	0	0	0	0	1
04	Sydney Hvizdzak		1-5	1-5	2-2	0	4	4	2	5	0	1	1	0	27
10	Autumn Buchsenschutz		0-0	0-0	0-0	0	0	0	0	0	1	0	0	0	4
14	Sarah Cloutier		0-3	0-0	0-0	0	0	0	0	1	0	0	0	0	10
20	Alina Estrella		0-0	0-0	0-0	1	1	2	0	0	0	1	0	0	5
24	Natalie Angeletti		1-3	0-0	0-0	4	5	9	1	2	2	4	0	0	23
32	Gina Fumerelle		0-0	0-0	0-0	0	0	0	0	0	0	0	0	0	1
55	Marina Maerkl		1-2	0-0	1-4	0	1	1	3	3	0	0	0	0	7
Team						2	0	2			2				
Totals			14-49	1-13	8-16	9	29	38	19	37	10	17	2	1	202
1st - FG %:		2-11	18.2%	2nd: 3-15	20.0%	3rd: 5-12	41.7%	4th: 4-11	36.4%	Game: 14-49	28.6%	Deadball			
3FG %:		1-3	33.3%	0-3	0.0%	0-4	0.0%	0-4	0.0%	1-13	7.7%	Rebounds			
FT %:		2-2	100.0%	1-2	50.0%	2-6	33.3%	3-6	50.0%	8-16	50.0%	5			

Lubbock Christian 62 • 6-1,0-0 Lone Sta

#	Player
---	--------

LUBBOCK CHRISTIAN UNIVERSITY WOMEN'S BASKETBALL GAME NOTES

Lubbock Christian vs Hawaii Pacific 11/26/21 4:00 pm at Honolulu, HI

Lubbock Christian 73 • 8-1,0-0 Lone Sta

#	Player	Total		3-Ptr		Rebounds			PF	TP	A TO Blk Stl				Min
		FG-FGA	FG-FGA	FT-FTA	Off Def Tot	PF	TP	A TO Blk Stl							
22	Juliana Robertson	f	2-4	0-0	1-2	1	12	13	4	5	4	3	0	1	29
01	Ashton Duncan	g	6-12	6-11	0-0	0	1	1	0	18	2	1	0	0	31
05	Laynee Burr	g	4-6	0-1	0-0	1	3	4	3	8	4	1	0	0	26
14	Channing Cunyus	g	3-5	1-1	2-2	0	4	4	1	9	1	0	0	1	25
21	Allie Schulte	g	9-14	4-7	0-0	0	4	4	1	22	6	0	0	5	32
00	Grace Foster		0-0	0-0	2-2	0	1	1	0	2	0	1	0	0	12
02	Maci Maddox		0-2	0-0	0-0	0	0	0	0	0	0	1	0	0	7
03	Audrey Robertson		1-2	0-1	0-0	0	0	0	0	2	0	1	0	0	16
12	Savannah Sumrall		1-1	0-0	0-0	0	0	0	1	2	0	2	0	0	3
15	Shaylee Stovall		0-0	0-0	1-2	0	1	1	1	1	0	0	0	0	6
20	Carli Bostwick		0-1	0-1	0-2	0	0	0	0	0	0	0	0	1	3
23	Brylee Winfrey		0-0	0-0	0-0	0	2	2	2	0	1	0	0	0	3
30	Audrey Spurgin		0-1	0-0	0-0	0	0	0	0	0	0	0	0	0	3
34	Whitney Cox		1-1	0-0	0-0	0	0	0	0	2	0	0	0	0	3
40	Reese Schumann		0-0	0-0	2-2	1	0	1	0	2	0	0	0	0	1
Team						4	2	3							
Totals			27-49	11-22	8-12	4	30	34	13	73	18	12	0	8	200
1st - FG %:		7-14	50.0%	2nd: 8-13	61.5%	3rd: 7-12	58.3%	4th: 5-10	50.0%	Game: 27-49	55.1%	Deadball			
3FG %:		3-9	33.3%	5-7	71.4%	2-2	100.0%	1-4	25.0%	11-22	50.0%	Rebounds			
FT %:		3-4	75.0%	0-0	0.0%	2-2	100.0%	3-6	50.0%	8-12	66.7%				

Hawaii Pacific 52 • 3-2,0-0 PacWest

#	Player	Total		3-Ptr		Rebounds			PF	TP	A TO Blk Stl				Min
		FG-FGA	FG-FGA	FT-FTA	Off Def Tot	PF	TP	A TO Blk Stl							
03	Amy Baum	g	4-11	0-4	0-2	1	8	9	1	8	5	4	0	2	38
04	Makaela Zeldenryk	g	2-11	1-8	0-0	1	1	2	2	5	0	1	1	0	35
21	Avery Cargill	g	5-11	4-8	2-2	0	2	2	1	16	0	3	0	0	38
25	Julia Razo	g	2-7	0-3	2-4	2	3	5	1	6	0	0	0	0	27
30	Tavia Rowell	g	2-10	1-3	2-2	1	1	2	2	7	1	0	0	0	25
01	Abby Wrede		0-1	0-1	0-0	0	0	0	0	0	1	0	0	0	3
02	Haley Masaki		0-0	0-0	0-0	0	1	1	1	0	1	0	0	0	6
05	Maleah Turner		0-0	0-0	0-0	0	0	0	0	0	0	0	0	0	2
11	Allison Ross		3-4	0-0	4-4	2	0	2	1	10	1	0	0	1	16
14	Jordyn Jensen		0-1	0-0	0-0	0	0	0	1	0	0	1	0	0	2
23	Ella Berge		0-1	0-1	0-0	0	2	2	3	0	0	0	0	0	6
24	Anau Tu'ivai		0-0	0-0	0-0	0	0	0	1	0	0	0	0	0	1
32	Devyn O'Brien		0-0	0-0	0-0	0	1	1	0	0	0	0	0	0	1
Team						4	2	6			1				
Totals			18-57	6-28	10-14	11	21	32	14	52	9	10	1	3	200
1st - FG %:		5-15	33.3%	2nd: 3-13	23.1%	3rd: 8-16	50.0%	4th: 2-13	15.4%	Game: 18-57	31.6%	Deadball			
3FG %:		2-8	25.0%	2-8	25.0%	1-5	20.0%	1-7	14.3%	6-28	21.4%	Rebounds			
FT %:		0-2	0.0%	2-4	50.0%	2-2	100.0%	6-6	100.0%	10-14	71.4%				

Officials: Steve Piercy,Pete Arceo,Tim Tamashiro
Technical fouls: Lubbock Christian-Laynee Burr. Hawaii Pacific-None.
Attendance: 152
2021-22 Women's Basketball. Round: 0. Hawaii Pacific vs Lubbock Christian. Pla

Score by periods	1st	2nd	3rd	4th	Total
Lubbock Christian	20	21	18	14	73
Hawaii Pacific	12	10	19	11	52

Lubbock Christian vs Western N.M. 12/11/21 2:00 pm at Silver City, NM

Lubbock Christian 67 • 10-1,0-0 Lone Sta

#	Player	Total		3-Ptr		Rebounds			PF	TP	A TO Blk Stl				Min
		FG-FGA	FG-FGA	FT-FTA	Off Def Tot	PF	TP	A TO Blk Stl							
22	Juliana Robertson	f	2-5	0-1	1-2	0	0	0	0	5	1	1	0	0	15
01	Ashton Duncan	g	3-6	1-3	0-0	1	3	4	1	7	0	0	1	1	18
05	Laynee Burr	g	4-7	0-1	0-0	1	1	2	0	8	2	0	0	2	19
14	Channing Cunyus	g	2-5	2-2	0-0	1	0	1	1	6	1	1	0	3	21
21	Allie Schulte	g	3-8	0-2	0-0	0	1	1	0	6	0	0	0	4	17
00	Grace Foster		4-6	2-2	1-2	0	1	1	1	11	2	1	1	0	14
02	Maci Maddox		1-4	0-1	0-0	0	2	2	1	2	2	0	0	2	18
03	Audrey Robertson		4-5	1-1	0-0	0	2	2	2	9	0	0	0	1	13
12	Savannah Sumrall		0-1	0-0	0-0	0	1	1	1	0	0	0	0	1	9
15	Shaylee Stovall		2-3	2-3	0-0	0	0	0	1	6	0	1	0	0	13
20	Carli Bostwick		0-0	0-0	0-0	0	0	0	0	0	0	1	0	0	7
23	Brylee Winfrey		0-2	0-2	0-0	0	1	1	1	0	2	0	0	0	9
30	Audrey Spurgin		0-3	0-0	1-2	0	0	0	2	1	0	1	0	0	5
34	Whitney Cox		0-1	0-0	4-4	0	4	4	1	4	2	1	0	0	13
40	Reese Schumann		1-2	0-0	0-0	1	3	4	0	2	0	0	0	0	9
Team						0	0	0			1				
Totals			26-58	8-18	7-10	4	19	23	12	67	12	8	2	15	200
1st - FG %:		9-16	56.3%	2nd: 9-17	52.9%	3rd: 4-13	30.8%	4th: 4-12	33.3%	Game: 26-58	44.8%	Deadball			
3FG %:		1-3	33.3%	4-7	57.1%	0-3	0.0%	3-5	60.0%	8-18	44.4%	Rebounds			
FT %:		1-2	50.0%	0-0	0.0%	4-4	100.0%	2-4	50.0%	7-10	70.0%				

Western N.M. 39 • 3-4,0-0 Lone Sta

#	Player	Total		3-Ptr		Rebounds			PF	TP	A TO Blk Stl				Min
		FG-FGA	FG-FGA	FT-FTA	Off Def Tot	PF	TP	A TO Blk Stl							
03	Zyan Smith	f	3-10	0-2	2-2	0	5	5	0	8	2	3	0	0	33
24	Destiney Johnson	f	0-6	0-0	2-2	1	6	7	3	2	1	1	0	1	28
05	Alina Simon	g	2-3	1-2	0-0	0	3	4	0	5	0	4	0	0	22
10	Cassandra Vickery	g	1-4	1-1	0-0	1	0	1	4	3	0	1	0	0	20
23	Abigail Walter	g	2-6	1-4	0-0	1	2	3	0	5	3	5	0	0	29
04	Cynaye Bobbitt		0-1	0-1	0-0	0	0	0	0	0	0	0	0	0	2
12	Myla Lee		4-8	0-2	0-1	0	3	3	1	8	1	5	0	2	24
21	Olivia Lee		3-5	0-0	0-1	1	4	5	4	6	1	1	0	0	22
31	Bria Reed		0-0	0-0	0-0	0	0	0	0	0	0	0	0	0	5
32	Kaela Chavez		1-3	0-2	0-0	0	1	1	0	2	0	2	0	1	15
Team						0	0	0			1				
Totals			16-46	3-14	4-6	5	24	29	12	39	8	23	0	4	200
1st - FG %:		4-12	33.3%	2nd: 3-12	25.0%	3rd: 5-12	41.7%	4th: 4-10	40.0%	Game: 16-46	34.8%	Deadball			
3FG %:		1-3	33.3%	0-1	0.0%	1-5	20.0%	1-5	20.0%	3-14	21.4%	Rebounds			
FT %:		0-1	0.0%	0-0	0.0%	2-3	66.7%	2-2	100.0%	4-6	66.7%				

Officials: R Skotro,A Avrsumi,T Clark
Technical fouls: Lubbock Christian-None. Western N.M.-None.
Attendance: 126
2021-22 Women's Basketball. Round: 0. Lubbock Christian vs Western N.M.. Playe

Score by periods	1st	2nd	3rd	4th	Total
Lubbock Christian	20	22	12	13	67
Western N.M.	9	6	13	11	39

West Tex. A&M vs Lubbock Christian 12/07/21 6:00 pm at Lubbock, TX

West Tex. A&M 49 • 6-6,0-0 Lone Sta

#	Player		Total		3-Ptr		Rebounds			PF	TP	A TO Blk Stl				Min
			FG-FGA	FG-FGA	FT-FTA	Off	Def	Tot	A			TO	Blk	Stl		
21	Alivia Lewis	f	5-10	0-0	2-3	1	7	8	3	12	0	6	0	1	29	
33	Jayla Burgess	f	3-7	0-1	2-2	3	4	7	0	8	2	3	0	0	36	
11	Zamorye Roberts	g	3-16	0-6	0-2	1	6	7	1	6	4	2	1	0	33	
23	Karley Motschenbache	g	3-6	0-2	3-4	4	3	7	1	9	1	1	0	5	37	
30	Lauren Taylor	g	2-3	1-2	3-4	0	1	1	3	8	0	1	0	1	29	
03	Haylei Janssens		2-5	2-3	0-0	0	2	2	1	6	0	0	0	0	15	
05	McKauley Gregory		0-1	0-0	0-0	0	0	0	1	0	0	0	0	0	2	
14	Taylor Williams		0-3	0-1	0-0	0	0	0	1	0	1	0	0	0	16	
24	Jillian Sowell		0-0	0-0	0-0	0	0	0	0	0	0	0	0	0	3	
Team							1	2	3			1				
Totals			18-51	3-15	10-15	10	25	3	11	49	8	14	1	7	200	
1st - FG %: 8-12			66.7%	2nd: 1-12	8.3%	3rd: 5-14	35.7%	4th: 4-13	30.8%	Game: 18-51		35.3%	Deadball			
3FG %: 2-3			66.7%	0-5	0.0%	1-5	20.0%	0-2	0.0%	3-15		20.0%	Rebounds			
FT %: 4-5			80.0%	0-4	25.0%	3-3	100.0%	2-3	66.7%	10-15		66.7%	2			

OPPONENT BREAKDOWN

Cameron Aggies (5-4)



Location: Lawton, Okla.

Enrollment: 4,500

Head Coach: Emma Andrews

Assistant Coaches: Jeff Mahoney

ALL-TIME MEETINGS (CU leads 9-5)

Date	Winner	Score
1/15/85	Cameron (H)	62-43
2/16/85	Cameron (R)	67-56
11/16/85	Cameron (R)	91-70
1/13/86	Cameron (H)	86-40
1/31/86	Cameron (H)	75-55
12/11/93	Cameron (H)	84-66
1/10/94	LCU (H)	70-56
12/1/00	Cameron (H)	80-50
12/5/00	Cameron (R)	74-63
12/16/17	LCU (H)	67-54
12/8/18	Cameron (H)	66-62
12/19/19	LCU (R)	89-74
3/5/21	LCU (H-L)	84-69
3/13/21	LCU (N1)	96-66

(H) - home team won

(R) - road team won

(H-L) - LSC Championships (Lubbock, Texas)

(N1) - NCAA South Central Regional (Canyon, Texas)

ROSTER

No.	Name	Pos.	Ht.	Cl.	Hometown / Last School
1	Logan Collyer	G	5-5	Sr.	Harrah, OK / Independence CC
2	Kassie Boorer	G	5-10	Fr.	Melbourne, Australia / Elisabeth Murdoch College
3	Stephanie Peterson	G/F	5-10	So.	Broomfield, CO / Broomfield HS
4	Maighan Hedge	G	5-7	Jr.	Melbourne, Australia / Rowville Secondary
10	Katie King	G	5-6	Fr.	Harrah, OK / Harrah HS
11	Chelsea Lazenby	G	5-9	Jr.	Glencoe, OK / NOC-Enid
12	Michaela James	G	5-9	So.	Corpus Christi, TX / Veterans Memorial HS
14	Courtnee Cash	G	5-8	Fr.	San Saba, TX / San Saba HS
22	Jenni Beebe	F	6-0	Fr.	Kingfisher, OK / Oklahoma Baptist
23	Korie Allensworth	G	5-10	Fr.	Sulphur, OK / Louisiana Tech
24	LaKya Leslie	F	6-1	So.	Kansas City, KS / Cloud County CC
25	Alannah Gillespie	G	5-2	Fr.	Melbourne, Australia / Rowville Secondary School
32	Karley Miller	F	5-11	So.	Edmond, OK / Oklahoma Christian Academy
33	Whitney Outon	F	6-0	Jr.	Oklahoma City, OK / Westmoore HS

TEAM STATISTICS

Game Records

Record	Overall	Home	Away	Neutral
ALL GAMES	5-4	4-3	0-1	1-0
CONFERENCE	0-0	0-0	0-0	0-0
NON-CONFERENCE	5-4	4-3	0-1	1-0

Score by Periods

Team	1st	2nd	3rd	4th	OT	TOT
Cameron	194	189	168	173	0	724
Opponents	152	160	164	154	0	630

Team Box Score

No.	Player	GP-GS	MIN	AVG	FG-FGA	FG%	3FG-3FGA	3FG%	FT-FTA	FT%	OFF	DEF	TOT	AVG	PF	DQ	A	TO	BLK	STL	PTS	AVG
4	HEDGE, Maighan	9-9	288:54	32.1	71-135	.526	23-52	.442	41-48	.854	6	21	27	3.0	16	0	40	28	1	18	206	22.9
3	PETERSON, Stephanie	9-9	273:43	30.4	45-96	.469	13-33	.394	17-21	.810	13	47	60	6.7	23	1	31	20	10	25	120	13.3
23	ALLENSWORTH, Korie	9-8	214:02	23.8	32-89	.360	13-43	.302	14-19	.737	4	28	32	3.6	15	0	9	13	4	12	91	10.1
10	KING, Katie	6-6	172:24	28.7	20-46	.435	11-25	.440	4-8	.500	8	15	23	3.8	12	0	19	4	0	17	55	9.2
33	OUTON, Whitney	9-9	199:23	22.2	22-58	.379	13-36	.361	12-14	.857	7	28	35	3.9	21	0	10	10	7	10	69	7.7
32	MILLER, Karley	9-0	83:08	9.2	12-44	.273	9-35	.257	2-2	1.000	1	19	20	2.2	11	0	3	5	2	5	35	3.9
22	BEEBE, Jenni	9-0	105:39	11.7	11-31	.355	0-1	.000	7-10	.700	8	16	24	2.7	18	0	4	12	2	1	29	3.2
2	BOORER, Kassie	8-0	52:29	6.6	8-18	.444	2-5	.400	7-10	.700	4	11	15	1.9	12	1	2	3	2	3	25	3.1
1	COLLYER, Logan	9-1	162:44	18.1	9-27	.333	7-22	.318	3-5	.600	4	8	12	1.3	23	2	9	6	1	11	28	3.1
11	LAZENBY, Chelsea	6-0	23:22	3.9	7-14	.500	2-5	.400	1-1	1.000	0	1	1	0.2	2	0	0	2	1	1	17	2.8
25	GILLESPIE, Alannah	7-0	63:33	9.1	3-25	.120	2-14	.143	10-11	.909	1	5	6	0.9	4	0	5	9	0	4	18	2.6
12	JAMES, Michaela	6-0	43:26	7.2	3-5	.600	0-2	.000	8-11	.727	3	3	6	1.0	5	0	1	2	0	1	14	2.3
14	CASH, Courtnee	9-3	117:13	13.0	7-18	.389	3-10	.300	0-0	.000	7	9	16	1.8	7	0	4	7	0	1	17	1.9
Team											24	23	47					5				
Total		9	1800		250-606	.413	98-283	.346	126-160	.788	90	234	324	36.0	169	4	137	126	30	109	724	80.4
Opponents		9	1800		226-555	.407	46-159	.289	132-199	.663	129	285	414	46.0	150	1	133	200	40	68	630	70.0

2021-2022 RESULTS

Date	Opponent	Score
11/12/2021	Adams St.	W 90-60
11/13/2021	UC-Colo. Springs	W 80-54
11/16/2021	Midwestern St.	W 91-71
11/19/2021	vs Newman	W 97-65
11/20/2021	at Fort Hays St.	L 79-85
11/23/2021	Central Okla.	L 63-65
11/24/2021	Southwestern Okla.	L 72-93
11/27/2021	Okla. Baptist	L 67-77
12/02/2021	Western N.M.	W 85-60

SINGLE-SEASON RECORDS

Points Scored:

657	Beth Capps	1996-97
574	Beth Capps	1995-96
562	Kelsey Canavan	2011-12
560	Jordan Hampton	2006-07
543	Olivia Robertson	2018-19

Points Per Game Average:

22.7	Beth Capps	1996-97
20.0	Kechia Mason	1997-98
19.9	Burgundy Bass	1989-90
18.7	Nettie Gilbreath	1986-87

Field Goals Attempted:

516	Tonya Ivie	1981-82
492	Beth Capps	1995-96
435	Darla Lynch	1980-81
429	Kelsey Canavan	2011-12
425	Beth Capps	1996-97

Field Goals Made:

237	Beth Capps	1996-97
236	Kelsey Canavan	2011-12
217	Tonya Ivie	1981-82
210	Beth Capps	1995-96
202	Mamy N'Kolomoni	2000-01

Field Goal Percentage (Min. 300 Att.):

.580	Nicole Hampton	2015-16
.561	Roberta Ross	1986-87
.558	Beth Capps	1996-97
.556	Tess Bruffey	2015-16
.554	Carol Hise	1990-91

Assists:

221	Krista Lent	1990-91
211	Nicole Hampton	2015-16
197	Sierra Lovorn	2007-08
192	Nicole Hampton	2012-13
189	Krista Lent	1989-90

Three Pointers Attempted:

216	Kelsey Hoppel	2015-16
203	Angie Taylor	1997-98
188	Sierra Lovorn	2007-08
182	Ashton Duncan	2019-20
180	Lauren Abbott	2004-05

Three Pointers Made:

90	Kelsey Hoppel	2015-16
79	Ashton Duncan	2019-20
74	Kelsey Hoppel	2012-13
74	Jordan Hampton	2007-08
74	Angie Taylor	1997-98

Three Point Percentage (Min. 100 Att.):

.517	Allie Schulte	2018-19
.497	Jordan Hampton	2007-08
.469	Kelsey Hoppel	2013-14
.466	Jordan Hampton	2006-07
.463	Bailey Haist	2014-15

Steals:

115	Krista Lent	1990-91
107	Nicole Hampton	2015-16
105	Sherry Blackwell	1990-91
102	Tina Phillips	1991-92
99	Selestine Hurst	1996-97

Free Throws Attempted:

228	Mamy N'Kolomoni	2001-02
212	Beth Capps	1996-97
211	Carolyn Manning	2007-08
201	Emily Pool (Atkins)	2010-11
197	Emily Pool (Atkins)	2011-12

Free Throws Made:

177	Carolyn Manning	2007-08
166	Beth Capps	1996-97
157	Emily Pool (Atkins)	2011-12
156	Jordan Hampton	2006-07
153	Mamy N'Kolomoni	2001-02

Free Throw Percentage (Min. 50 Att.):

.938	Kelsey Hoppel	2013-14
.924	Nicole Hampton	2011-12
.922	Caitlyn Cunyus	2017-18
.921	Nicole Hampton	2012-13
.913	Brittany Roberts (Hampton)	2011-12

Blocked Shots:

129	Tess Bruffey	2017-18
113	Kellyn Schneider	2014-15
108	Tess Bruffey	2016-17
91	Kellyn Schneider	2015-16
86	Tess Bruffey	2014-15

Rebounds:

310	Nicole Hampton	2012-13
288	Kellyn Schneider	2014-15
282	Carolyn Manning	2007-08
281	Tess Bruffey	2017-18
278	Darla Lynch	1981-82

Rebounds Per Game:

10.5	Laura Geurin	1983-84
10.3	Kellyn Schneider	2014-15
10.1	Nettie Gilbreath	1986-87
9.9	Darla Lynch	1981-82
9.2	Mamy N'Kolomoni	2000-01

CAREER RECORDS

Points Scored:

1,796	Nicole Hampton	2011-16
1,773	Beth Capps	1995-97
1,767	Jordan Hampton	2005-09
1,728	Tess Bruffey	2014-18
1,725	Emily Pool (Atkins)	2010-14

Points Per Game Average:

17.1	Nettie Gilbreath	1985-87
16.1	Beth Capps	1993-97
15.8	Burgundy Bass	1987-90
15.4	Darla Lynch	1979-83

Field Goals Attempted:

1,387	Darla Lynch	1979-83
1,352	Tess Bruffey	2014-18
1,316	Beth Capps	1993-97
1,278	Mamy N'Kolomoni	1998-02
1,213	Emily Pool (Atkins)	2010-14

Field Goals Made:

640	Beth Capps	1993-97
631	Tess Bruffey	2014-18
628	Mamy N'Kolomoni	1998-02
590	Nicole Hampton	2011-16
588	Darla Lynch	1979-83

Field Goal Percentage (Min. 700 Att.):

.585	Haley Fowler	416-711
.547	Kelsey Canavan	416-760
.540	Nicole Hampton	590-1093
.511	Roberta Ross	362-709
.510	Maddi Chitsey	503-987

Assists:

659	Nicole Hampton	2011-16
633	Sierra Lovorn (Wilcox)	2005-09
439	Haley Burton	2010-15
397	Brittany Roberts (Hampton)	2008-12
363	Jessica Dahlstrom	1992-96

Three Pointers Attempted:

672	Sierra Lovorn (Wilcox)	2005-09
646	Kelsey Hoppel	2011-16
560	Jordan Hampton	2005-09
559	Haley Burton	2010-15
534	Angie Taylor	1996-00

Three Pointers Made:

272	Kelsey Hoppel	2011-16
248	Jordan Hampton	2005-09
234	Sierra Lovorn (Wilcox)	2005-09
212	Ashton Duncan	2017-->
204	Haley Burton	2010-15

Three Point Percentage (Min. 200 Att.):

.443	Jordan Hampton	192-407
.421	Kelsey Hoppel	272-646
.407	Brittany Roberts (Hampton)	154-378
.407	Bailey Haist	148-364
.391	Lindsay Reeves	83-212

Steals:

330	Nicole Hampton	2011-16
271	Sherry Brown	1979-83
255	Allie Schulte	2016-->
235	Sherry Blackwell	1988-91
226	Tabitha Qubty-Sellers	2000-04

Free Throws Attempted:

725	Emily Pool (Atkins)	2010-14
706	Mamy N'Kolomoni	1998-02
586	Beth Capps	1993-97
560	Nicole Hampton	2011-16
519	Jordan Hampton	2005-09

Free Throws Made:

565	Emily Pool (Atkins)	2010-14
510	Nicole Hampton	2011-16
459	Brittany Roberts (Hampton)	2008-12
456	Mamy N'Kolomoni	1998-02
449	Jordan Hampton	2005-09

Free Throw Percentage (Min. 100 Att.):

.911	Nicole Hampton	510-560
.874	Brittany Roberts (Hampton)	458-525
.873	Olivia Robertson	282-323
.865	Jordan Hampton	449-519
.848	Severyn Smith	224-264

Blocked Shots:

396	Tess Bruffey	2014-18
204	Kellyn Schneider	2014-16
174	Suzanne Copeland	1988-92
149	Maddi Chitsey	2016-20
122	Candace Clenney	2002-06

Rebounds:

1,053	Nicole Hampton	2011-16
911	Mamy N'Kolomoni	1998-02
845	Tess Bruffey	2014-18
838	Darla Lynch	1979-83
732	Carol Hise	1990-94

Rebounds Per Game:

9.39	Nettie Gilbreath	1985-87
8.38	Darla Lynch	1979-83
8.10	Nicole Hampton	2011-16
8.09	Kellyn Schneider	2014-16
7.92	Sharon Marion	1984-86

SINGLE GAME TEAM RECORDS

Points Scored:	
Lady Chaps:	125 vs Whittier College (12/28/94)
Opponents:	110 Panhandle State (2/11/93)
Individual:	38 Beth Capps (1/22/96)
Field Goals Made:	
Lady Chaps:	52 vs Whittier College (1/28/94)
Opponents:	44 Midwestern State (1/9/87)
Individual:	16 Nettie Gilbreath (1/10/87), Beth Capps (11/22/96 & 2/1/96)
Field Goals Attempted:	
Lady Chaps:	94 vs McMurry (2/26/82)
Opponents:	95 Bishop College (1/7/82)
Individual:	29 Beth Capps (2/1/96)
Field Goal Percentage:	
Lady Chaps:	.692 (36-52) vs Eastern New Mexico (11/29/14)
Opponents:	.714 Panhandle State (1/15/90)
Three Pointers Made:	
Lady Chaps:	18 vs Oklahoma Panhandle State (2/18/17)
Opponents:	16 Cameron (12/19/19)
Individual:	8 - Ashton Duncan (12/11/20) , Bailey Haist (1/2/17)
Three Pointers Attempted:	
Lady Chaps:	44 vs Oklahoma City (12/10/15)
Opponents:	41 Whittier College (12/28/94)
Individual:	19 Burgundy Bass (1/18/90)
Three Pointer Percentage:	
Lady Chaps:	.667 (12-18) vs Western New Mexico (11/17/17)
Opponents:	.700 (14-20) Southern Nazarene (1/31/08)
Free Throws Made:	
Lady Chaps:	40 vs Panhandle State (1/26/84)
Opponents:	38 St. Gregory's (2/2/02)
Individual:	15 Nicole Hampton (1/14/16)
Free Throws Attempted:	
Lady Chaps:	51 vs Panhandle State (2/11/93)
Opponents:	46 - 2 times
Individual:	17 Becky Hinojos (2/11/93), Mamy N'Kolomoni (3/1/02) and Nicole Hampton (1/14/16)
Free Throw Percentage:	
Lady Chaps:	1.000 (22-22) vs. Newman (2/15/18)
Opponents:	1.000 (21-21) St. Edward's (2/25/17)
Individual:	1.000 (14-14) Nicole Hampton (1/16/14)
Rebounds:	
Lady Chaps:	73 - 2 times (last: vs. Dallas Christian 12/31/09)
Opponents:	73 McMurry (1/23/82)
Individual:	20 Mamy N'Kolomoni (2/24/01)
Assists:	
Lady Chaps:	39 vs McMurry (1/17/89)
Opponents:	29 McMurry (1/11/88)
Individual:	13 Sierra Lovorn (2/10/07)
Steals:	
Lady Chaps:	38 vs McMurry (11/12/91)
Opponents:	27 St. Edwards (11/13/87)
Individual:	12 Tina Phillips (11/12/91)
Blocks:	
Lady Chaps:	17 vs. Okla. Panhandle St. (1/19/15) vs. Hardin-Simmons (2/19/91)
Individual:	10 Tess Bruffey - 3 times (12/13/14, 11/26/16, 2/9/17)
Turnovers:	
Lady Chaps:	40 vs. McMurry (2/23/80)
Opoonents:	41 Howard Payne (11/12/90)

RIP GRIFFIN CENTER RECORDS

Lady Chap Team Records

Points:	113 vs Northern New Mexico (11/7/09)
Field Goals:	49 vs Dallas Christian (11/4/08)
Field Goals Att.:	91 vs Huston-Tillotson (11/17/00)
Field Goal Pct.:	.692 vs Eastern New Mexico (36-52) (11/29/14)
3-Pointers:	18 vs Oklahoma Panhandle State (2/18/17)
3-Pointers Att.:	44 vs Oklahoma City (12/10/15)
3-Pointers Pct.:	.667 vs USAO (2/28/08) .667 vs Texas - Permian Basin (2/21/15) .667 vs. Western New Mexico (11/17/17)
Free Throws:	35 vs Rogers State (1/19/12)
Free Throw Att.:	44 vs Oklahoma Baptist (2/1/03)
Free Throw Pct.:	1.000 vs Newman (22-22) (2/15/18)
Rebounds:	62 vs Huston-Tillotson (11/17/00)
Assists:	34 vs Dallas Christian (11/4/08)
Blocked Shots:	14 vs Mid-America Christian (11/24/14)
Steals:	26 vs National Christian (12/8/01)

Lady Chap Individual Records

Points:	36 - Emily Pool (Atkins) vs Northern New Mexico College (11/5/10)
Field Goals:	13 - Mamy N'Kolomoni vs Huston-Tillotson (11/17/00)
Field Goals Att.:	22 - Cari Bigham vs UTPB
Field Goal Pct. (10 attempts):	.917 - Brittany Blackmon (11-12) vs Univ. of the Southwest (11/10/08)
3-Pointers:	8 - Ashton Duncan vs St. Mary's (12/11/20)
3-Pointers Att.:	12 - Lindsay Reeves vs Mesa State (11/21/03) 12 - Kelsey Hoppel vs. Angelo State (3/11/16) 12 - Claire Bruffey vs. Texas A&M Int'l (2/2/17) 12 - Ashton Duncan vs. St. Mary's (12/11/20)
3-Point Pct. (5 attempts):	1.000 - Kelsey Hoppel (5-5) vs. Okla. Christian (2/8/14) 1.000 - Bailey Haist (5-5) vs. St. Edward's (2/19/15)
Free Throws:	12 - 4 Times
Free Throws Att.:	17 - Mamy N'Kolomoni vs Southern Nazarene (3/1/02)
Free Throw Pct. (10 attempts):	1.00 - Tabitha Qubty-Sellers (10-10) vs Okla. Christian (1/18/01) 1.00 - Emily Pool (10-10) vs. Newman (11/23/13) 1.00 - Allie Schulte (10-10) vs. Daemen (11/20/21)
Rebounds:	20 - Mamy N'Kolomoni vs St. Gregory's (2/24/01)
Assists:	13 - Sierra Lovorn vs Oklahoma Baptist (2/10/07)
Blocked Shots:	10 - Tess Bruffey vs. St. Mary's (2/9/17)

RADIO / TV HEADSHOT ROSTER



0 - GRACE FOSTER
Fr. | 6-1 | FW
Childress, Texas



1 - ASHTON DUNCAN
Gr. | 5-9 | G
Lubbock, Texas



2 - MACI MADDOX
So. | 5-7
Lubbock, Texas



3 - AUDREY ROBERTSON
So. | 5-8 | G
Kerrville, Texas



4 - RACHEL HAASE
Fr. | 5-8 | G
Amarillo, Texas



5 - LAYNEE BURR
Sr. | 5-9 | G
Stratford, Texas




12 - SAVANNAH SUMRALL
Jr. | 5-9 | G
Wellington, Texas



14 - CHANNING CUNYUS
Sr. | 5-9 | G
Canyon, Texas



15 - SHAYLEE STOVALL
So. | 5-6 | G
Idalou, Texas



20 - CARLI BOSTWICK
Fr. | 5-9 | FW/G
Lubbock, Texas



21 - ALLIE SCHULTE
Gr. | 5-10 | G
Nazareth, Texas



22 - JULIANA ROBERTSON
Gr. | 5-10 | FW
Kerrville, Texas



23 - BRYLEE WINFREY
Jr. | 5-9 | G
Canyon, Texas



30 - AUDREY SPURGIN
Fr. | 6-1 | P
Fredericksburg, Texas




32 - WHITNEY COX
Jr. | 6-1 | FW
Flower Mound, Texas



40 - REESE SCHUMANN
Fr. | 6-2 | P
Houston, Texas



STEVE GOMEZ
Head Coach
19th Season



VIC SELF
Assistant Coach
10th Season



KAYCIE WILSON
Assistant Coach
7th Season



JULIO PACHECO
Volunteer Assistant Coach
2nd Season



SERENITY SEILER
Associate Athletic Trainer
4th Season