



# LUBBOCK CHRISTIAN UNIVERSITY

## 2021-22 WOMEN'S BASKETBALL GAME NOTES

MEMBERS OF THE LONE STAR CONFERENCE - FIVE NCAA REGION TOURNAMENT APPEARANCES - 2015-16, 18-19 & 20-21 NCAA DIV. II CHAMPIONS

### WOMEN'S BASKETBALL GAME NOTES November 12, 2021

#### LCU LADY CHAPARRALS

**Location** ..... Lubbock, Texas  
**Founded** ..... 1957  
**Enrollment** ..... 2,000  
**Affiliation** ..... NCAA Div. II  
**Conference** ..... Lone Star  
**Nickname** ..... Lady Chaparrals "Lady Chaps"  
**Athletic Director** ..... Scott Larson  
**Sports Information** ..... Chris Due  
**Head Coach** ..... Steve Gomez  
**Career Record (year)** ..... 451-125 / 19th

#### 2021-22 LADY CHAPS SCHEDULE

Date	Site	Opponent	Result
11/5	N	Montevallo !	W 69-55
11/6	A	Montana State Billings !	W 67-51
11/7	N	No.11 Tampa !	W 56-44
11/12	A	Colorado Christian ^	2:30 PM
11/13	N	Colorado State Pueblo ^	12:00 PM
11/19	H	Lander.....	7:00 PM
11/20	H	Daemen College	8:00 PM
11/25	N	Minnesota Crookston \$	6:00 PM
11/26	A	Hawaii Pacific \$	8:00 PM
12/7	H	West Texas A&M.....	6:00 PM
12/11	A	Western New Mexico.....	2:00 PM
12/16	H	Cameron	5:30 PM
12/31	A	Texas A&M - Kingsville *	2:00 PM
1/2	A	Texas A&M International *	1:00 PM
1/6	H	Arkansas Fort Smith *	5:30 PM
1/8	H	Oklahoma Christian *	2:00 PM
1/13	A	Texas A&M - Commerce *	5:30 PM
1/15	A	UT Tyler *	2:00 PM
1/20	H	St. Edward's *	5:30 PM
1/22	H	St. Mary's *	2:00 PM
1/27	A	Angelo State *	5:30 PM
1/29	A	UT Permian Basin *	2:00 PM
2/3	H	Midwestern State *	5:30 PM
2/5	H	Texas Woman's *	2:00 PM
2/10	A	West Texas A&M *	5:30 PM
2/12	A	Cameron *	2:00 PM
2/17	A	Eastern New Mexico	6:30 PM
2/22	H	Eastern New Mexico *	5:30 PM
2/24	H	Western New Mexico *	5:30 PM

\* - Lone Star Conference Game Times are Central

! - D2CCA Tipoff Classic at The Trailhead (Billings, Mont.)  
 ^ - RMAC/Lone Star Conference Tip-Off Classic (Lakewood, Colo.)  
 \$ - Oahu Thanksgiving Classic (Honolulu, Hawaii)



### LONE STAR CONFERENCE



FACEBOOK/LCUCAPS  
 TWITTER: @LCUCAPS  
 INSTAGRAM: @LCUCAPS  
 YOUTUBE: #LCUathletics



#### AT COLORADO CHRISTIAN

Fri. Nov. 12 - 2:30 PM (CENTRAL)

RMAC/LONE STAR CONFERENCE TIP-OFF CLASSIC >> CCU EVENT CENTER (LAKEWOOD, COLO.)

LIVE SCORING: <a href="https://bit.ly/3ohEeJf">https://bit.ly/3ohEeJf</a>	RADIO: N/A
WATCH ONLINE: <a href="https://bit.ly/31RGwHB">https://bit.ly/31RGwHB</a>	LISTEN ONLINE: N/A
CCU 20-21 RECORD: 5-13, 5-13 (RMAC)	ALL-TIME SERIES: CCU LEADS 1-0
CCU 20-21: HOME 4-5, ROAD 1-8, NEUTRAL 0-0	LAST MEETING: 12/4/93 AT CCU (L 72-55)
RANKINGS:	LAST WIN BY LCU: N/A
N/A	LAST WIN BY CCU: 12/4/93

#### vs COLORADO STATE PUEBLO

Sun. Nov. 7 - 4:15 PM (CENTRAL)

RMAC/LONE STAR CONFERENCE TIP-OFF CLASSIC >> CCU EVENT CENTER (LAKEWOOD, COLO.)

LIVE SCORING: <a href="https://bit.ly/3ohEeJf">https://bit.ly/3ohEeJf</a>	RADIO: N/A
WATCH ONLINE: <a href="https://bit.ly/31RGwHB">https://bit.ly/31RGwHB</a>	LISTEN ONLINE: N/A
CSUP 20-21 RECORD: 3-13, 3-13 (RMAC)	ALL-TIME SERIES: LCU LEADS 6-4
CSUP 20-21: HOME 1-5, ROAD 2-8, NEUTRAL 0-0	LAST MEETING: 11/8/19 AT CSUP (W 77-60)
RANKINGS:	LAST WIN BY LCU: 11/8/19
N/A	LAST WIN BY CSUP: 11/12/16

#### GETTING CLOSER TO HOME

No.1 Lubbock Christian, with already three games under their belt (3-0), gets a step closer to home this week, as they play a pair of games in Lakewood, Colo. LCU is attending the RMAC/LSC Tip Off Classic at Colorado Christian, where they will face Colorado Christian Friday (2:30 p.m. CT) and Colorado State Pueblo (Noon CT). Metro State was typically in the rotation of teams involved with the season opening classic, but they opted out of the rotation and taking their place is Colorado Christian, as LCU, CSU Pueblo and Texas A&M-Commerce continue to fill the field of teams. This is the season opening event for all teams other than LCU, as LCU participated in the DII CCA Tip Off Classic at the Trailhead in Billings, Mont. this past weekend.

#### AT THE TRAILHEAD

The defending NCAA Division II Women's Basketball National Champions opened their 2021-22 campaign in Billings, Montana, taking part in the D2CCA Tip Off Classic at the Trailhead for a trio of games. LCU opened their season last Friday with a 69-55 victory over Montevallo before topping tournament host Montana State Billings 67-61 Saturday and No.11 Tampa 56-44 Sunday. The classic/tournament was the first of four LCU will participate in during the regular season. LCU opens play with their first five games on the road. Next week, LCU heads home for their first home game on Nov. 19, as LCU hosts the Lady Chap Invitational.



#### LUBBOCK CHRISTIAN (@LCUCHAPS) LADY CHAPARRALS

Record: 3-0, 0-0 Lone Star  
 Last Game: 56-44 W vs. No.11 Tampa  
 Coach: Steve Gomez  
 Gomez vs. CCU: 0-0  
 Gomez vs. CSUP: 4-2

#### PROJECTED STARTERS

Pos.	Player	Class	Pts/p	Reb/p
G	Ashton Duncan	Sr.	11.7	2.4
G	Allie Schulte	Sr.	15.0	3.6
G	Madelyn Turner	Sr.	6.2	3.3
F	Emma Middleton	Sr.	13.3	5.5
F	Juliana Robertson	Sr.	7.4	5.8

#### LCU LEADERS

AVG. POINTS  
15.0 Allie Schulte

#### REBOUNDS

6.0 (18) Juliana Robertson

#### ASSISTS

4.0 (12) Allie Schulte

#### STEALS

2.3 (7) A.Schulte / L. Burr



#### COLORADO CHRISTIAN (@CCUCOUGARS) COUGARS

Record: 0-0, 0-0 RMAC  
 Last Game: N/A  
 Coach: Daine Thompson  
 Career Record: 0-0  
 CCU Record: 0-0

#### PROJECTED STARTERS

Pos.	Player	Class	Pts/p	Reb/p
G	Sydney Daniels	So.	0.0	0.0
G	Haley Hanson	Jr.	0.0	0.0
G	Sophia Karasinski	Jr.	0.0	0.0
G	Christen Curry	Sr.	0.0	0.0
F	Agnes Paul	So.	0.0	0.0

#### CCU LEADERS (20-21)

AVG. POINTS  
12.7 Brookelyn Hurlbut

#### REBOUNDS

7.3 (87) Lourdes Gonzalez

#### ASSISTS

1.6 (29) Sam Nunez

#### STEALS

1.4 (26) Sam Nunez



#### CSU PUEBLO (@GoThunderWolves) THUNDERWOLVES

Record: 0-0, 0-0 RMAC  
 Last Game: N/A  
 Coach: Tommie Johnson  
 Career Record: 11-32  
 CSUP Record: 11-32

#### PROJECTED STARTERS

Pos.	Player	Class	Pts/p	Reb/p
G	Ro Dominguez	Jr.	0.0	0.0
G	JaNaiya Davis	Jr.	0.0	0.0
G	Tomia Johnson	Fr.	0.0	0.0
G/F	Kansas Watts	Jr.	0.0	0.0
FW	Alisha Davis	Jr.	0.0	0.0

#### CSUP LEADERS (20-21)

AVG. POINTS  
12.8 Sydny Williams

#### REBOUNDS

6.6 (106) Sydny Williams

#### ASSISTS

5.6 (89) JaNaiya Davis

#### STEALS

3.0 (48) JaNaiya Davis

**BIG HONORS IN BIG SKY**

LCU's Allie Schulte claimed All-Tournament MVP honors last week in Billings. Schulte averaged 15.0 points, 5.3 rebounds, 4.0 assists and 2.3 steals per game in the trio of games. Her top game was a 19-point performance against Montevillo, as she was 8-of-11 from the field. Laynee Burr joined Schulte on the All-Tournament Team with averages of 11.0 points, 3.7 assists and 2.3 steals per game.

**WHAT WE LEARNED IN THE OPENING WEEKEND**

-> Allie Schulte leads LCU in offense, averaging 15.0 per game. She is averaging 10.7 per game in the first half alone. She is 15-of-26 (57.7%) from the field and 6-of-12 (50%) from long range.

-> Ashton Duncan leads LCU with seven three-pointers, averaging 3.0 per game. She had 22 points against MSU Billings, scoring clutch buckets on one-possession-game offensive possessions. She is right behind Schulte, averaging 14.7 points per game.

-> LCU opened the season making their first 14 free-throw attempts and are 78.9% (30/38) from the free-throw line. Schulte is 9-of-10 (90%), leading all players who have at least five attempts on the season.

-> Juliana Robertson leads LCU in plus/minus with a +56 rating for the season, with a per-game rate of +18.7. Her time on the floor has been important, as LCU has been outscored by eight points in each game this season in which she has not been on the court. The difference is a 26.7-point difference per game from her being on the court in comparison to her being off the court.

-> Laynee Burr joins Schulte and Duncan in offensive double-figures, averaging 11.0 points per game. She is coming off a career-high 18-point performance against No.11 Tampa, as she was 6-of-10 from the field.

-> Grace Foster has been an impactful true freshman, leading the team in blocks (3) and averaging 4.0 rebounds per game. Foster was a +18 in plus/minus against Tampa, and she was 2-of-5 from three-point range en route to her first 10-point outing of her collegiate career.

-> LCU is averaging 8.7 steals per game and has a 26-13 advantage over their opponents in the category. Burr and Schulte co-lead the team with seven.

-> This past Saturday night against Montana State Billings (LCU's first true road game), LCU overcame a 12-point deficit and in the second half, they went 8-for-8 in scoring on possessions in which they had the ball with a one-possession lead (with points resulting in a two-possession lead). They were 6-of-7 from the field on shot attempts in the scenario, with the one miss resulting in an offensive rebound and eventual free throws made following a foul.

-> LCU's starting unit's (Laynee Burr, Channing

Cunyus, Ashton Duncan, Allie Schulte and Juliana Robertson) opening shift production has been vital towards LCU's 3-0 start. The starting unit has averaged a span of 7:13 (prior to their first substitution) and has outscoring the opposition by an average of 8.3 points per game in the span.

**HAY HAY HAYS**

With Lubbock Christian playing at Colorado Christian this weekend, there is a coaching bond between the two universities. CCU's softball head coach is Larry Hays. Yes, the same Larry Hays that collected over 1,500 coaching wins in baseball at LCU and Texas Tech. Hays, one of the great ambassadors of LCU, served as head coach of the Lady Chaps basketball program during the 1982-83 season, coaching 17 games and going 8-9 while filling the coaching gap between David Simpson and Dave Carter.

**NATIONALLY KNOWN**

For the first time in program history, LCU claimed the No.1 spot in the WBCA's National Top-25 Pre-season Poll, and for the first time they were the favorites in both the WBCA and D2SIDA preseason polls.

LCU received the No.1 ranking receiving 20 of the 22 first-place votes available in the WBCA poll. The WBCA NCAA Division II Women's Basketball Pre-season Poll, which the WBCA did not produce last season (COVID) is a poll LCU has consistently debut in each season a poll has been conducted since being eligible. Their No.1 ranking marks LCU's third consecutive preseason poll as a top-10 preseason favorite (they were preseason picked No.2 in 2019-20 and No.10 for the 2018-19 season). Along with their consecutive top-10 debuts, LCU has claimed No.11 (2016-17) and No.18 (2015-16) in their prior appearances in the poll.

LCU has found their way into the D2SIDA preseason poll seven consecutive seasons, marking every season they have been eligible to appear (due to the transfer from NAIA to NCAA Div. II), ranking No.1 (2019-20, 2020-21), No.3 (2018-19), No.23 (2017-18), No. 4 (2016-17), No.15 (2015-16) and receiving votes in 2014-15. The Lady Chaps received all 16 first-place votes.

**EYE-OPENING**

The 2021-22 season marks LCU's ninth since leaving the NAIA, and heading into this week's action, LCU is 217-29 in that span (88.2%). In NCAA post-season play, the Lady Chaps are 20-1 all-time.

**SWEET HOME (ON) CHICAGO**

LCU went 13-0 last season inside Rip Griffin Center. The Lady Chaps, who wrapped up home play with the LSC Championships and becoming the first team since 2007 to win the LSC Championship tournament on a campus venue, went 13-0 last season at home and with their active home win streak sitting at 91 games, which is the active and all-time leading mark in NCAA Division II women's basketball. LCU's last home loss came on Jan. 1, 2015 against Oklahoma City University. LCU, who also has a 7-0 mark in NCAA postseason play in Lubbock in the mix (not including a 3-0 mark in LSC postseason play), has also won 74 consecutive home conference games, with their last conference home loss occurring Jan. 10, 2013 (against Oklahoma City). They completed a 49-0 all-time mark in Heartland Conference home games (they are 21-0 in LSC home games).

**LADY CHAPS HISTORY**

NCAANATIONAL CHAMPIONSHIPS  
2016 2019 2021

NCAATOURNAMENT APPEARANCES  
2016 2018 2019 2020 2021

NCAADIV. II SOUTH CENTRAL REGION  
TOURNAMENT CHAMPIONS  
2016 2018 2019 2021

LONE STAR CONFERENCE  
CHAMPIONS  
2020 (Won Tournament) 2021 (Regular Season)

LONE STAR CONFERENCE  
DIVISION CHAMPIONS  
2021 (West)

HEARTLAND CONFERENCE  
2013/2014 First Place  
2014/2015 Regular Season Champions  
2015/2016 Regular Season Champions  
2017/2018 Regular Season Champions  
2018/2019 Regular Season Champions

HEARTLAND CONFERENCE  
TOURNAMENT CHAMPIONS  
2016 2018 2019

SAC CONFERENCE CHAMPIONS  
2006/2007  
2011/2012

SAC TOURNAMENT CHAMPIONS  
2013

NAIANATIONAL QUALIFIERS  
2004 2009  
2005 2010  
2006 2011  
2007 2012  
2008 2013

NAIA SWEET SIXTEEN FINISH  
2007  
2009

NAIA ELITE EIGHT FINISH  
2008  
2011  
2013

NAIA FAB FOUR SEMIFINALISTS  
2012

NAIA NATIONAL FINALIST  
2006

**NCAA DIVISION II'S LONGEST HOME WIN STREAKS**

91 - Lubbock Christian Jan. 1, 2015 -->  
87 - Neb.-Kearney Jan. 31, 1995-Nov. 24, 2001  
85 - West Tex. A&M Jan. 9, 1987-Dec. 6, 1991

**NCAA'S ACTIVE-LEADING HOME WIN STREAKS**

91 - LCU (Division II)  
37 - North Georgia (Division II)  
36 - Messiah (Division III)

**FIVE THINGS ABOUT COLORADO CHRISTIAN**

1 > The Cougars went 5-13 last season, with all games serving as Rocky Mountain Athletic Conference contests, which had them in 11th place. They were 4-5 at home.

2 > CCU is preseason picked 10th in the RMAC Preseason Poll.

3 > The Cougs have a new head coach this season, as Diane Thompson, a former assistant at Regis, heads CCU. Friday's meeting against LCU will mark her head coaching debut at the collegiate level.

4 > CCU has nine new players, with seven transfers in the mix. There are four Division I transfers on the Cougars roster, who open their season Friday.

5 > Lourdes Gonzalez is the one of only two seniors on the Cougars roster. She averaged 11.4 points per game and 7.3 rebounds last season.

**21-22 LADY CHAPS IN THE RANKINGS**

	D2SIDA	WBCA
Preseason	1	1
Poll 1	-	-
Poll 2	-	-
Poll 3	-	-
Poll 4	-	-
Poll 5	-	-
Poll 6	-	-
Poll 7	-	-
Poll 8	-	-
Poll 9	-	-
Poll 10	-	-
Poll 11	-	-
Poll 12	-	-
Poll 13	-	-
Poll 14	-	-
Poll 15	-	-
Final	-	-
Postseason	-	-

**THE SERIES AGAINST CCU**

LCU and Colorado Christian have only met once prior, meeting at an invitational hosted by Colorado Christian on Dec. 3-4, 1993. The Lady Chaps opened with a 78-64 win over South Dakota School of Mines, but followed on Dec. 4, 1993 with a 72-55 loss to Colorado Christian in what has been the only meeting ever between the two teams.

**PRIOR MEETING VS. CCU**

LAKEWOOD, Colo. (December 4, 1993) – LCU shot 51.4% (18/35) inside the arch and received 14 points from Julie Baker, but Colorado Christian produced four players in double figures, including 15 points from Tandy Dunavin, and LCU fell 72-55 to the Cougars.

Carol Hise had a double-double (10 points, 10 rebounds) for the Lady Chaps, as Baker paced the offense with 6-of-7 shooting from the field. Unfortunately for the Lady Chaps, the rest of the field was a combined 34.4% (10-of-29) from the field.

**FIVE THINGS ABOUT CSU PUEBLO**

1 > The ThunderWolves are coming off a 3-13 campaign in 2020-21 (all were conference games), finishing 13th (out of 14 teams that competed) in the Rocky Mountain Athletic Conference (RMAC). They did not play a neutral site game last season.

2 > Colorado State - Pueblo is preseason picked sixth in the RMAC Preseason Poll.

3 > CSU-Pueblo has a trio of Texans on the roster, including some West Texas flare, as Denver City, Texas native Morgan Dial is a member of the T'Wolves. She is transferring from West Texas College.

4 > Head coach Tommie Johnson made his ThunderWolves head coaching debut against LCU. The debut marked the third consecutive coaching debut against LCU by a CSU-Pueblo women's basketball head coach. Jim Turgeon (2015) and Curtis Loyd (2017) were prior CSU-Pueblo head coaches who faced LCU in their ThunderWolves coaching debut.

5 > The Pack had an exhibition game serve as the season opener for Wyoming, who had defeated CCU in an exhibition game 106-47. Tuesday, Wyoming defeated CSU-Pueblo 67-53. Alisha Davis, a Northern Colorado transfer, led CSU-Pueblo with 20 points in the loss.

**THE SERIES AGAINST CSU PUEBLO**

LCU leads the all-time series at 6-4 against CSU-P (formerly known as Southern Colorado). The home team won the first five meetings, with LCU bucking that trend with a 2015-16 season-opening win in Pueblo. The last meeting resulted in LCU defeating CSU-Pueblo 77-60 in Pueblo, Colo. (Nov. 8, 2019). The first two all-time meetings came down to the final buzzer. On Dec. 9, 1989 in Lubbock, Burgandy Bass hit the game winning shot at the horn for a 58-56 LCU win. Nearly a year later on Dec. 8, 1989 in Pueblo, LCU rallied back from a 63-55 deficit with 24 points from Sherry Blackwell, but a three-pointer at the buzzer didn't fall and LCU fell 73-72. Five of the prior seven meetings have been in Colorado (four in Pueblo) and under Steve Gomez's watch. The teams are 1-1 against each other in neutral site contests.

**ACTIVE LADY CHAP LEADERS VS. CSU PUEBLO**

Here is a look at LCU's top three active leaders career vs. CSU-Pueblo: Juliana Robertson 3 GP, 9.7 pts/g, 6.3 reb/g, 10/17 (58.8%) FG Ashton Duncan 3 GP, 8.0 pts/g, 4.0 reb/g, 8/15 (53.3%) 3FG Allie Schulte 4 GP, 8.3 pts/g, 6.0 assists/g

**PRIOR MEETING VS. CSU-PUEBLO**

PUEBLO, Colo. (November 8, 2019) - No.1 Lubbock Christian University's title defense of their 2018-2019 national championship got underway Friday at Massari Arena. Maddi Chitsey posted 18 points and LCU connected on 11 three-pointers to open the 2019-20 season with a 77-60 win over Colorado State - Pueblo, who is hosting the Al Kaly Shrine Classic.

LCU followed the first-quarter media timeout (led 8-7 at the timeout) going on a 13-1 run, which was part of a 20-5 scoring

**GAME-BY-GAME RESULTS AND HIGHS**

Opponent	Date	Score	Points	Rebounds	Assists	Steals	Blocked shots
vs Montevillo	11/05/21	69-55	19-Allie Schulte	9-Grace Foster	6-Laynee Burr	4-Laynee Burr	2-Grace Foster
at Mont. St. Billings	11/06/21	67-61	22-Ashton Duncan	7-Allie Schulte	3-Allie Schulte	3-Channing Cunyus	1-Juliana Robertson
					Laynee Burr		
vs Tampa	11/07/21	56-44	18-Laynee Burr	7-Juliana Robertson	4-Allie Schulte	3-Allie Schulte	1-Grace Foster
							Allie Schulte

surge to close the quarter for a 28-12 lead. A trio of three pointers from Ashton Duncan were nailed in the quarter to ignite the inferno of scoring (20 points scored in the final 4:52 of the quarter).

The Lady Chaps missed their opening two shot attempts in the second quarter, but then knocked down six of their next seven shot attempts. They had a 7-0 run and a 5-0 run to extend their lead to 43-18 with 5:15 left in the first half. Harmony Pettis hit a three-pointer for CSU-P with 2:40 left in the half to spark a 9-0 ThunderWolves run and cutting LCU's lead to 43-27. Chitsey (14 points) and Allie Schulte (13 points) led LCU in first half scoring, and their 27 combined points in the quarter helped LCU to a 47-28 halftime lead. LCU was 17-of-34 (50%) from the field in the half and 8-of-14 (57.1%) from three-point range. Schulte (4-of-5) and Duncan (3-of-4) combined to go 7-of-9 from three-point range in the first half.

Only one Lady Chaps starter played more than 10 minutes in the second half, as all 14 Lady Chaps received minutes in the half. It led to LCU shooting 34.6% (9-of-26) in the half from the field. On a positive, LCU was 9-of-10 in the half from the free-throw line. CSU-P made things interesting late in the third quarter, going on a 6-0 run to cut LCU's lead to 56-45 with 1:23 left in the quarter. Emma Middleton helped LCU hold-off the comeback bid by netting a field goal for the final basket of the quarter and following with a three-pointer 15 seconds into the fourth quarter for a 61-45 lead. LCU held the lead to at least 14 points in the final quarter.

LCU as 43.3% (26/60) from the field, hitting 44% (11/25) of their three-point field goal attempts and going 14-of-17 (82.4%) from the free-throw line. Chitsey led all scorers with 18 points and joined teammate Juliana Robertson with a team-co-leading seven rebounds. Schulte finished with 13 points and assisted on six buckets. LCU had 29 points off the bench, with Duncan posting 12 points. Duncan and Schulte were each 4-of-7 from three-point range. Schulte matched a career-high in three-pointers (4) for a fifth time in her career.

CSU-P, shooting 32.3% (20/62) from the field, received 15 points each from Khiya Adams and Sydney Williams (had nine rebounds to miss out on a double-double). The game marked the coaching debut of ThunderWolves head coach Tommie Johnson.




## 2021-2022 LCU ROSTER

No.	Name	Pos.	Ht.	Cl.	Yrs.Left	Hometown School	High School
0	Grace Foster	FW	6-1	Fr.	4	Childress, Texas	Childress H.S.
1	Ashton Duncan	G	5-9	Gr.	1	Lubbock, Texas	Trinity Christian H.S.
2	Maci Maddox	G	5-7	So.	4	Lubbock, Texas	Frenship HS
3	Audrey Robertson	G	5-8	So.	4	Kerrville, Texas	Tivy HS
4	Rachel Haase	G	5-8	Fr.	4	Amarillo, Texas	Amarillo H.S.
5	Laynee Burr	G	5-9	Sr.	2	Stratford, Texas	Stratford H.S.
12	Savannah Sumrall	G	5-9	Jr.	3	Wellington, Texas	Wellington H.S.
14	Channing Cunyus	G	5-9	Sr.	2	Canyon, Texas	Canyon H.S.
15	Shaylee Stovall	G	5-6	So.	4	Idalou, Texas	Idalou HS
20	Carli Bostwick	FW/G	5-9	Fr.	4	Lubbock, Texas	Homeschool
21	Allie Schulte	G	5-10	Gr.	1	Nazareth, Texas	Nazareth H.S.
22	Juliana Robertson	FW	5-10	Gr.	1	Kerrville, Texas	Tivy H.S.
23	Brylee Winfrey	G	5-9	Jr.	3	Canyon, Texas	Canyon H.S.
30	Audrey Spurgin	P	6-1	Fr.	4	Fredericksburg, Texas	Fredericksburg H.S.
34	Whitney Cox	FW	6-1	Jr.	3	Flower Mound, Texas	Flower Mound H.S.
40	Reese Schumann	P	6-2	Fr.	4	Houston, Texas	Clear Lake H.S.

Head Coach: Steve Gomez

Assistant Coaches: Vic Self, Kaycie Wilson, Julio Pacheco

**PRONUNCIATIONS**

HAASE: haw-SEE (like "Aussie" but add the "H" sound prior)  
 SUMRALL: sum-rah-l  
 CUNYUS: kunn-yuss  
 STOVALL: stoe-VAHL  
 BOSTWICK: BOSS-twick  
 SCHULTE: shuhl-tee  
 SPURGIN: spur-JEN  
 SCHUMANN: shewman

**GEO PRONUNCIATIONS**

IDALOU: EYE-da-LOO  
 TIVY: tie-vee  
 VEGA: VAYga

**CHAPS:** shhapps (not CH-apps)

## NCAA DIVISION II POLLS

**WBCA DIV.II TOP 25 (11/3/21)**

Rank	School	Pts	1st	Prev.
1	Lubbock Christian (23-0)	547	1	20
2	Drury (24-2)	524	2	2
3	Lander (20-2)	465	3	0
4	Fort Hays State (22-4)	408	10	0
5	Azusa Pacific (12-5)	356	16	0
6t	Central Missouri (23-5)	339	4	0
6t	North Georgia (18-2)	339	6	0
8	Ashland (16-9)	326	20	0
9	Gannon (13-1)	311	26	0
10	Texas A&M-Commerce (14-4)	307	17	0
11	Tampa (7-0)	305	NR	0
12	Alaska Anchorage (3-0)	267	NR	0
13	Stonehill (0-0)	257	NR	0
14	Glenville State (12-4)	235	23	0
15	Valdosta State (18-4)	173	13	0
16	Southwestern Oklahoma State (18-4)	171	15	0
17	Charleston, WV (19-3)	155	5	0
18	Minnesota Duluth (14-2)	150	12	0
19	Union, TN (19-6)	147	22	0
20	Daemen (14-3)	125	8	0
21	Carson-Newman (15-4)	124	24	0
22	Bentley (0-0)	93	NR	0
23t	Colorado Mines (17-3)	89	21	0
23t	Truman State (17-5)	89	27	0
25	Belmont Abbey (22-3)	80	7	0
25	Hawaii Pacific (13-1)	80	14	0

**Dropped out:** No. 10 Michigan Tech (20-2); No. 18 Tusculum (19-4); No. 19 Arkansas Tech (14-2); No. 25 Tuskegee (12-2)  
**Others receiving votes:** Michigan Tech (20-2) 59; Nebraska Kearney (23-4) 58; Indiana PA (14-1) 57; Arkansas Tech (14-2) 51; Western Washington (14-0) 47; Tuskegee (12-2) 44; Barton (13-3) 41; Grand Valley State (14-6) 40; West Texas A&M (15-6) 40; Benedict (12-3) 30; Lee, TN (15-6) 24; Tusculum (19-4) 23; Augustana, SD (12-5) 20; Southeastern Oklahoma State (13-9) 17; University of the Sciences (10-0) 16; Texas A&M International (11-5) 15; Emporia State (10-7) 8; Walsh (17-7) 3.

**D2SIDA DIV.II TOP 25 (11/3/21)**

Rank	School	Rec	Pts	Prev.
1	Lubbock Christian (16)	23-0	400	
2	Drury	17-1	382	
3	Lander	20-2	358	
4	Central Missouri	23-5	352	
5	Alaska-Anchorage	3-0	309	
6	North Georgia	18-2	284	
7	Fort Hays State	22-4	259	
8	Daemen	14-3	249	
9	Gannon	0-0	247	
10	Azusa Pacific	12-5	246	
11	Colorado School of Mines	17-3	216	
12	Union (Tenn.)	19-6	215	
13	Belmont Abbey	24-3	192	
14	Walsh	16-5	180	
15	Nebraska-Kearney	23-4	164	
16	Tampa	7-0	152	
17	Texas A&M-Commerce	14-4	147	
18	Ashland	11-7	132	
19	Stonehill	0-0	128	
20	Bowie State	0-0	116	
21	Minnesota-Duluth	14-2	84	
22	Charleston (W.Va.)	19-3	82	
23	Michigan Tech	17-1	77	
24	Southwestern Oklahoma State	18-4	46	
25	Cal State-San Marcos	0-0	35	

**RV:** Lee 34, Carson-Newman 27, Adelphi 17, Western Colorado 16, Indiana (Pa.) 15, Arkansas Tech 12, Western Washington 10, Barton 9, Bentley 5, Valdosta State 2, Hawaii Pacific 1

**NCAA SOUTH CENTRAL REGIONAL RANKINGS**

Rank School vs. D2 rec. In-Region

**D2SIDA SOUTH CENTRAL REGION POLL**

Rank School (First-Place Votes) W-L Pts. Prev.

## WEBSITE &amp; BROADCAST PARTNERS

**ON THE NET - WWW.LCUCHAPS.COM**

The official website of LCU Athletics is where you can find everything relating to the LCU basketball teams. Schedules, results, rosters, bios, statistics and game notes can be found there.

**ON THE AIR**

Each game will be broadcast on the LSC Digital Network as an option for fans unable to attend. The LSC Digital Network will offer season passes for basketball, giving fans access to all regular-season contests on the network for that sport. In addition, viewers will continue to have the option to purchase a \$10 day pass that provides access to all broadcasts aired that day and access to all archived content for 24 hours.

**2021-22 LSC Digital Network Rates**

24-Hour Day Pass:	\$10.00
Men's and Women's Basketball Season Pass:	\$75.00
Archive Download:	\$10 per broadcast

The LSC Digital Network is in its third year showcasing the academic and athletic events of the league and its 18 member institutions. Fans can watch games and purchase passes online at [www.lonestarconferencenetwork.com](http://www.lonestarconferencenetwork.com) or [www.lcuchaps.com](http://www.lcuchaps.com) live on computer and mobile devices. Viewers can also tune in to games on the LSC Digital Network via OTT apps available on Apple TV, Amazon Fire TV, Android TV and Roku by searching for "LSC Digital Network."

**DIGITAL NETWORK**

## HEAD COACH STEVE GOMEZ

AT LCU: 19th Season (451-125)  
OVERALL: 19th Season (451-125)

### PERSONAL

HOMETOWN: Lubbock, Texas  
SPOUSE: Shawna  
CHILDREN: Hayden, Landon

### EDUCATION

Lubbock Christian / 1988

### COACHING EXPERIENCE

Lubbock Cooper High School (7 seasons)  
LCU (19th season)



In 10 seasons at the helm while an NAIA institution, the Lady Chaps made 10 consecutive trips to the NAIA Division I Women's Basketball National Championship tournament. Coach Gomez's arrival to the LCU women's basketball program certainly changed the foundation of the program. In those 10 seasons at the helm, LCU posted a 234-96 record under Gomez in the NAIA.

LCU jumped into NCAA Division II transition in 2013 (membership in 2015) and the results have not changed since transitioning. LCU went a remarkable 25-1 overall in 2013-2014 and they completed the Heartland Conference with a perfect 20-0 mark for their first perfect conference record in program history. They followed in 2014-2015 claiming Co-Heartland Conference Regular Season title honors after a 15-3 stretch in conference and a 21-7 overall season. That led to an astounding 2015-2016 season. A season that started off with an exhibition game loss at NCAA Div. I No. 1 Connecticut and ended with a perfect 35-0 season in LCU's first season eligible for NCAA postseason. They went 18-0 in Heartland Conference play to capture a regular season title and then a Heartland Conference Tournament title (first season eligible for the tournament). The Lady Chaps went on to capture a South Central Regional Tournament title and eventually a NCAA Div. II National Title. Gomez claimed WBCA NCAA Div. II National Coach of the Year honors and also spent a portion of the offseason as a court coach at the 2016 USA Basketball Women's U17 World Championship Team Trials in Colorado Springs, Colo.

2016-17 served as a rebuilding year for the Lady Chaps, who returned one starter off the championship squad. Despite the rebuilding, LCU still went 19-11 overall and 12-4 in conference, en route to the Heartland Conference Tournament championship game, which they lost to St. Edward's. They bounced back in 2017-18, claiming another Heartland Conference regular season and tournament title, leading to Gomez receiving Heartland Conference Coach of the Year honors. The Lady Chaps hosted the NCAA Division II South Central Region Tournament for a second time and won the tournament to stamp their second berth towards an NCAA Division II Elite Eight Tournament loss. They lost to eventual national champion Central Missouri at the tournament held in Sioux Falls, S.D., ending their season with a 31-2 record.

The Lady Chaps returned to the Elite Eight Tournament for the third year in a four-year span in the 2018-19 season after claiming a Heartland Conference regular season and tournament title, along with a NCAA Division II South Central Region tournament championship after wins at Colorado Mesa and at home over Angelo State. LCU made an outstanding run towards their second NCAA Division II National Title, defeating Southwestern Oklahoma State in double overtime to claim the trophy. Gomez, who picked up his third Heartland Coach of the Year honor, became the seventh head coach in NCAA Division II women's basketball history to claim multiple titles. He also was named Female Team Coach of the Year at the West Texas Sports Persons of the Year Banquet following the season.

LCU's title defense was rudely interrupted by the COVID Pandemic in 2019-20. LCU was 28-3 and claimed the Lone Star Conference Championship during their first season in the conference. LCU was chosen to host the NCAA Division II South Central Regionals for a third time, but the COVID shutdown halted the remainder of the season less than 24 hours prior to the first tournament game.

COVID went from being a wall to a hurdle in 2020-21, and one the Lady Chaps would be able to jump over. Through many cancellations and unknowns, LCU claimed a Lone Star Conference title and went to Canyon, Texas, where they claimed a NCAA Division II South Central title and a berth to another NCAA Elite Eight Tournament in Columbus, Ohio. It was there, LCU would claim their third national title, with wins over Daemen, Central Missouri and Drury to complete a 23-0 perfect season. They were the first NCAA Division II program to complete two undefeated seasons.

In 18 seasons at LCU (the 2020-21 season marks his 19th), Gomez enters the 2020-2021 season with a 448-125 collegiate coaching record. The 2021-22 season marks LCU's ninth since leaving the NAIA and LCU is 214-29 in that span (88.1%).

In their final two seasons in the NAIA (2011-2012, 2012-2013), LCU set program single-season win records in each of the seasons. The Lady Chaps went 31-4 in 2013-2014, setting a program single-season wins mark (31). The Lady Chaps won their first ever Sooner Athletic Conference Tournament title en route to their final trip to the NAIA National Championship tournament. In 2011-2012, LCU went 28-6 and made their second ever appearance in the Semifinals of the NAIA National Championship Tournament. They lost out to eventual national champions Oklahoma City to mark the second consecutive season in which they lost out to the team who would claim the title. LCU claimed their second Sooner Athletic Conference crown in program history, as they joined Oklahoma City as conference co-champions with a 21-1 record. They handed OCU their only loss of the season.

LCU went 25-10 in 2010-2011 and marched into the Elite Eight for a third time in program history. The Lady Chaps, who finished third in the Sooner Athletic Conference, lost in the NAIA National Championship to eventual national champion Azusa Pacific.

LCU went 19-12 in the 2009-2010 season, which included a 13-9 finish in the Sooner Athletic Conference, and had their season come to an end in the National Tournament. The highlight of the season was an exhibition victory inside the United Spirit Arena against Texas Tech University.

In 2009-2010, the Lady Chaps finished with a solid 27-7 record and made a trip to the Sweet Sixteen of the National Tournament following a second-place Sooner Athletic Conference season. Gomez chalked up a milestone during the season, becoming the all-time women's basketball wins leader at LCU.

LCU had a memorable 2007-2008 campaign, as the Lady Chaps made another voyage to the NAIA National Tournament. The Lady Chaps completed a 25-10 season, which included a trip to the Elite Eight in the tournament for their second best finish in program history.

In 2006-2007, Gomez led the Lady Chaps to a myriad of firsts in their near thirty year history. Lubbock Christian never left the top-10 in the NAIA National Poll, and set a school mark for wins in a season with 26, eclipsing the school mark of 23 they set the prior season. In addition, LCU made its fourth consecutive trip to the NAIA National Tournament, finishing in the Sweet Sixteen and most impressively, the Lady Chaps captured a share of the Sooner Athletic Conference regular season championship, becoming the first school from outside of the State of Oklahoma to do so in the thirty-one years since the conference was founded.

In 2005-2006, Gomez's Lady Chaps enjoyed what was arguably at the time the best season in school history, as they finished with an overall record of 23-12, and made an unparalleled run at the NAIA National Tournament. Seeded sixth in their eight team bracket in the tournament, Gomez's girls proceeded to oust four of the top six teams in the nation and become the lowest seed ever to reach either the Fab Four or National Championship; appropriately enough, he was named the SAC's Coach of the Year.

In his first season, Gomez's Lady Chaps went 16-14 and finished fifth in the Sooner Athletic Conference. While this might appear to be an average year, big wins for the Lady Chaps and entry into the NAIA National Poll for the first time proved good enough for an at-large bid to the NAIA National Tournament. LCU women's first trip to the big dance. In his second season, the Lady Chaps were able to maintain that level of success. After getting off to the best conference start since joining the Sooner Athletic Conference at 6-2, LCU finished SAC play at 10-8, good enough for another fifth place finish, and for the second season in a row, Coach Gomez guided the Lady Chaps to the NAIA National Tournament.

An LCU graduate, Gomez was a standout perimeter player for Coach John Copeland in the late 1980s, and to this day, he still holds the school record for career free throw percentage at .855. He graduated in 1988 with a Bachelor's of Science Degree in Mathematics and consistently used his degree to teach in the classroom while pursuing coaching on the sidelines. Gomez's career began at Lubbock Monterey High School where he served as an assistant coach in the men's basketball program from 1988 to 1995. In 1996, Gomez accepted the men's basketball head coaching position at Lubbock Cooper High School, where he remained until returning to Lubbock Christian University to take over the reigns of the Lady Chaps in 2003. During his seven seasons at Cooper, the basketball program broke new ground making the playoffs four times, managing the school's first state ranking, and capturing the Pirates only district championship in Gomez's final season. One of the main reasons Coach Gomez is so successful on the court is the support he receives off of it. Steve has been married to his wife Shawna for 31 years, and the couple has two sons: Hayden and Landon.



### VIC SELF ASSISTANT COACH

Self is a longtime familiar face to basketball among the South Plains. He spent 25 years coaching basketball at Lubbock's Monterey High School and 20 spent as the head coach of the Plainsmen boys' basketball team. Self is no stranger to LCU. The Portales, New Mexico native lettered in basketball and tennis at Lubbock Christian in 1980-1981, after spending two years at Eastern New Mexico University. His first coaching job was as an assistant coach for John Copeland on the Chaps basketball staff. In two decades at Monterey, Self compiled a 416-237 record, four district titles and 13 playoff appearances. Monterey even made a trip to the regional tournament. He rejoins Gomez, but in a reversal of roles. Gomez served as an assistant for Self from 1988-1996. Self resigned from coaching basketball in 2008, but continued to coach boy's golf at Monterey until retiring in 2011. Self has been on staff for all three of LCU's national titles.

ern New Mexico University. His first coaching job was as an assistant coach for John Copeland on the Chaps basketball staff. In two decades at Monterey, Self compiled a 416-237 record, four district titles and 13 playoff appearances. Monterey even made a trip to the regional tournament. He rejoins Gomez, but in a reversal of roles. Gomez served as an assistant for Self from 1988-1996. Self resigned from coaching basketball in 2008, but continued to coach boy's golf at Monterey until retiring in 2011. Self has been on staff for all three of LCU's national titles.



### KAYCIE WILSON - ASSISTANT COACH

Kaycie joined the LCU women's basketball coaching staff in the 2014-15 season as a graduate assistant through the 2015-16 season. She has played an integral role in the coaching staff for all three NCAA national championships. She spent her senior season (2013-14) playing in the interior of LCU's first season in the Heartland Conference, which went 20-0 in conference for a regular season first place finish. She spent three seasons (09/10 - 11/12) at NCAA Div. I Missouri-Kansas City, where she combined to average 4.9 points and 3.9 rebounds in 87 games. The forward also combined for 44 steals, 95 assists and 34 blocks for UMKC (21 blocks as a sophomore). Boyles was a multiple recipient on The Summit League Winter/Spring Academic All-League Team and the Commissioner's List of Academic Excellence as a distinguished scholar. She is a Lubbock native and a product of Coronado High School, where she was rated the No.45 best forward in the nation by Collegiate Girls Basketball Report and the No.55 best player in Texas by Premier Basketball Report. The multi-winning All-State recipient was named the Girls Basketball Player of the Year by the Lubbock Avalanche Journal, as well as the 2009 5A-4A All-South Plains Player of the Year after 17.6 points and 7.9 rebounds a game.



LONE STAR CONFERENCE

## THIS WEEK'S GAMES

Friday, November 12

A&M-Commerce vs. CSU Pueblo (Lakewood, Colo.)  
 South Dakota Mines at West Texas A&M  
 Lubbock Christian at Colorado Christian  
 Chadron State at Texas A&M-Kingsville  
 Angelo State vs. MSU Denver (Denton, Texas)  
 UT Permian Basin vs. Colorado Mesa (Canyon, Texas)  
 UC Colorado Springs at Midwestern State  
 Adams State at Cameron  
 Eastern New Mexico vs. Fort Lewis (Silver City, N.M.)  
 Western Colorado at Texas Woman's  
 St. Edward's at Regis  
 Oklahoma Christian at The Master's  
 New Mexico Highlands at Western New Mexico  
 St. Mary's vs. Colorado Mines (Denver, Colo.)

Saturday, November 13

Lubbock Christian vs. CSU-Pueblo (Lakewood, Colo.)  
 Angelo State vs. Western Colorado (Denton, Texas)  
 Texas A&M-Commerce at Colorado Christian  
 Chadron State at Texas A&M International  
 MSU Denver at Texas Woman's  
 St. Mary's at Regis  
 Eastern N.M. vs. New Mexico Highlands (Silver City, N.M.)  
 UT Permian Basin vs. South Dakota Mines (Canyon, Texas)  
 UC Colorado Springs at Cameron  
 Adams State at Midwestern State  
 St. Edward's vs. Colorado Mines (Denver, Colo.)  
 Fort Lewis at Western New Mexico  
 Colorado Mesa at West Texas A&M

## LSC PLAYERS OF THE WEEK

Date	Offensive	Defensive
11/8		

## PRESEASON POLL

School	1st	Total Points
1. Lubbock Christian	40	741
2. Texas A&M-Commerce	3	674
3. West Texas A&M		647
4. Cameron		590
5. Midwestern State		560
6. Texas A&M International		490
7. St. Mary's		411
8. Oklahoma Christian		397
9. St. Edward's		384
10. Texas A&M-Kingsville		368
11. Texas Woman's		309
12. UT Permian Basin		249
13. Eastern New Mexico		241
14. UAFS		228
15. Angelo State		194
16. UT Tyler	1	132
17. Western New Mexico		117

## FINAL 2020-21 LONE STAR CONFERENCE STANDINGS

	School	DIV	DPct.	CONF.	CPct.	Overall	Pct.	Strk	Home	Away	Neutral
WEST	Lubbock Christian	7-0	1.000	13-0	1.000	23-0	1.000	W23	14-0	5-0	4-0
	West Texas A&M	5-3	0.625	13-5	0.722	15-6	0.714	L1	11-1	4-4	0-1
	Midwestern State	3-3	0.500	11-6	0.647	11-7	0.611	L2	7-0	4-7	0-0
	UT Permian Basin	1-5	0.167	5-12	0.294	6-12	0.333	W1	3-6	3-6	0-0
	Angelo State	0-5	0.000	1-13	0.071	1-13	0.071	L10	0-5	1-8	0-0
NORTH	Texas A&M-Commerce	4-1	0.800	11-2	0.846	14-4	0.778	L1	6-1	6-2	2-1
	Cameron	3-3	0.500	10-6	0.625	11-8	0.579	L2	8-3	3-5	0-0
	Oklahoma Christian	2-3	0.400	7-6	0.538	7-8	0.467	L1	3-5	4-3	0-0
	Texas Woman's	2-3	0.400	5-9	0.357	5-9	0.357	L1	4-4	1-5	0-0
	UAFS	1-2	0.333	3-6	0.333	3-6	0.333	W1	0-3	3-3	0-0
SOUTH	Texas A&M International	5-0	1.000	9-4	0.692	11-5	0.688	L1	8-1	3-4	0-0
	St. Mary's	4-2	0.667	6-8	0.429	6-9	0.400	L2	2-3	4-6	0-0
	St. Edward's	5-3	0.625	6-9	0.400	6-9	0.400	L1	3-5	3-4	0-0
	Texas A&M-Kingsville	3-5	0.375	8-8	0.500	8-8	0.500	W2	6-4	2-4	0-0
	UT Tyler	0-7	0.000	0-14	0.000	0-14	0.000	L14	0-6	0-8	0-0

## OFFENSIVE RANKINGS

Team	G	W-L	PTS	AVG/G
1 Texas A&M-Commerce	18	14-4	1355	75.3
2 Lubbock Christian	23	23-0	1706	74.2
3 Cameron	19	11-8	1328	69.9
4 Midwestern State	18	11-7	1241	68.9
5 UAFS	9	3-6	612	68.0
6 West Texas A&M	21	15-6	1410	67.1
7 Texas A&M International	16	11-5	1069	66.8
8 Oklahoma Christian	15	7-8	960	64.0
9 Texas A&M-Kingsville	16	8-8	999	62.4
10 St. Edward's	15	6-9	924	61.6
11 UT Permian Basin	18	6-12	1067	59.3
12 Angelo State	14	1-13	811	57.9
13 Texas Woman's	14	5-9	803	57.4
14 St. Mary's	15	6-9	820	54.7
15 UT Tyler	14	0-14	642	45.9

## DEFENSIVE RANKINGS

Team	G	W-L	PTS	AVG/G
1 Lubbock Christian	23	23-0	1149	50.0
2 West Texas A&M	21	15-6	1166	55.5
3 Texas A&M-Kingsville	16	8-8	993	62.1
4 St. Mary's	15	6-9	934	62.3
5 Oklahoma Christian	15	7-8	940	62.7
6 Texas A&M International	16	11-5	1004	62.8
7 St. Edward's	15	6-9	944	62.9
8 Texas Woman's	14	5-9	892	63.7
9 Texas A&M-Commerce	18	14-4	1196	66.4
10 UT Permian Basin	18	6-12	1210	67.2
11 Cameron	19	11-8	1294	68.1
12 Midwestern State	18	11-7	1229	68.3
13 UAFS	9	3-6	619	68.8
14 UT Tyler	14	0-14	984	70.3
15 Angelo State	14	1-13	988	70.6

## SCORING LEADERS

	GP	Min	FG	3FG	FT	Points	AVG
1 Lexy Hightower (West Texas A&M)	21	620	135	32	62	364	17.3
2 Robinson,Dyani (Tex A&M-Commerce)	15	444	98	12	45	253	16.9
3 Hedge,Maighan (Cameron)	19	647	106	40	61	313	16.5
4 Lenahan,Morgan (Midwestern State)	18	475	101	34	48	284	15.8
5 Kernal,DesiRay (Tex A&M-Commerce)	18	460	88	15	93	284	15.8
6 Schulte,Allie (Lubbock Christian)	23	666	116	31	84	347	15.1
7 Bain,Brooklin (Oklahoma Christian)	15	487	86	15	38	225	15.0
8 Wilson,Hannah (St. Mary's)	15	459	90	0	41	221	14.7
9 Lollie,Mar'Shalia (UAFS)	9	275	51	0	27	129	14.3
10 Heyn,Nicole (Texas A&M Int'l)	16	575	73	51	32	229	14.3

## REBOUND LEADERS

	GP	OFF	AVG/G	DEF	AVG/G	TOT.	AVG/G
1 Wilson,Hannah (St. Mary's)	15	61	4.1	100	6.7	161	10.7
2 Heyn,Nicole (Texas A&M International)	16	29	1.8	126	7.9	155	9.7
3 Bain,Brooklin (Oklahoma Christian)	15	33	2.2	109	7.3	142	9.5
4 Stephens,Madelaine (Angelo State)	14	30	2.1	95	6.8	125	8.9
5 Lollie,Mar'Shalia (UAFS)	9	39	4.3	38	4.2	77	8.6
6 Louis,Juliana (Texas A&M-Commerce)	15	55	3.7	66	4.4	121	8.1
7 Kernal,DesiRay (Texas A&M-Commerce)	18	60	3.3	82	4.6	142	7.9
8 Quaadman,Alexus (UT Permian Basin)	18	54	3.0	70	3.9	124	6.9
9 Risley,Haevyn (Midwestern State)	18	35	1.9	80	4.4	115	6.4
10 Abby Spurgin (West Texas A&M)	18	34	1.9	79	4.4	113	6.3

## STEALS LEADERS

	GP	No.	AVG/G
1 Schulte,Allie (Lubbock Christian)	23	66	2.9
2 Heyn,Nicole (Texas A&M International)	16	45	2.8
3 Elston,Paige (UAFS)	9	25	2.8
4 Lloyd,Sawyer (Angelo State)	14	38	2.7
5 Lauren Catherman (St. Edward's)	13	35	2.7
6 Charli Becker (St. Edward's)	15	38	2.5
7 Collyer,Maddison (Oklahoma Christian)	15	36	2.4
8 Peck,Tyra (Oklahoma Christian)	15	36	2.4

## 3FGM LEADERS

	GP	3FGM	AVG/G
1 Duncan,Ashton (Lubbock Christian)	23	69	3.0
2 Heyn,Nicole (Texas A&M International)	16	51	3.2
3 Hedge,Maighan (Cameron)	19	40	2.1
4 Levings,Kendra (Oklahoma Christian)	15	35	2.3
5 Tschritter,Jayde (Texas A&M-Kingsville)	16	34	2.1
6 Lenahan,Morgan (Midwestern State)	18	34	1.9
7 Perkins,Briley (St. Mary's)	15	33	2.2
8 Payne,Janessa (Texas A&M-Kingsville)	16	33	2.1
9 Lovings,Klara (Cameron)	19	33	1.7
10 Lexy Hightower (West Texas A&M)	21	32	1.5

## FIELD GOAL LEADERS

	GP	FG	FGA	PCT
1 Schulte,Allie (Lubbock Christian)	23	116	201	.577
2 Lexy Hightower (West Texas A&M)	21	135	254	.531
3 Middleton,Emma (Lubbock Christian)	23	116	223	.520
4 Wilson,Hannah (St. Mary's)	15	90	178	.506
5 Bain,Brooklin (Oklahoma Christian)	15	86	177	.486
6 Pena,Brianna (Texas A&M-Kingsville)	14	77	166	.464

## ASSIST LEADERS

	GP	No.	AVG/G
1 Collyer,Maddison (Oklahoma Christian)	15	92	6.1
2 Lloyd,Sawyer (Angelo State)	14	64	4.6
3 Elston,Paige (UAFS)	9	40	4.4
4 Culiver,Mya (St. Mary's)	15	65	4.3
5 Hedge,Maighan (Cameron)	19	79	4.2
6 King,Frances (Midwestern State)	18	72	4.0
7 Jaworska,Patrycja (Texas A&M Int'l)	16	63	3.9
8 Rivers,Mia (Texas A&M-Kingsville)	16	59	3.7
9 Schulte,Allie (Lubbock Christian)	23	83	3.6
10 Lexy Hightower (West Texas A&M)	21	76	3.6

## BLOCKS LEADERS

	GP	No.	AVG/G
1 Middleton,Emma (Lubbock Christian)	23	48	2.1
2 Sammie Dufek (St. Edward's)	15	26	1.7
3 Abby Spurgin (West Texas A&M)	18	31	1.7
4 Stephens,Madelaine (Angelo State)	14	19	1.4
5 Williams,Devon (Texas A&M-Kingsville)	14	14	1.0
6 Tac,Agang (Texas A&M-Commerce)	18	17	0.9
7 Campbell,Laurissa (UAFS)	9	8	0.9
8 Risley,Haevyn (Midwestern State)	18	16	0.9
9 Braylyn Dollar (West Texas A&M)	21	18	0.9

## 3FG% LEADERS

	GP	3FG	3FGA	PCT
1 Payne,Janessa (Tx A&M-Kingsville)	16	33	74	.446
2 Heyn,Nicole (Texas A&M Int'l)	16	51	115	.443
3 Duncan,Ashton (Lubbock Christian)	23	69	165	.418
4 Tschritter,Jayde (Tx&M-Kingsville)	16	34	89	.382
5 Lloyd,Sawyer (Angelo State)	14	28	75	.373



## FT% LEADERS

	GP	FT	FTA	PCT
1 Boyett,Hannah (UAFS)	9	31	35	.886
2 Lexy Hightower (West Texas A&M)	21	62	70	.886
3 Schulte,Allie (Lubbock Christian)	23	84	95	.884
4 Hedge,Maighan (Cameron)	19	61	70	.871
5 Rivers,Mia (Texas A&M-Kingsville)	16	42	50	.840
6 Jenkins,Jordan (Texas Woman's)	11	30	37	.811
7 Middleton,Emma (Lubbock Christian)	23	64	79	.810
8 Kernal,DesiRay (Texas A&M-Commerce)	18	93	115	



**LAST TIME OUT: Lady Chaps Close Out Montana Trip With Win Over No.11 Tampa**

Laynee Burr Posts Career High and Joins Tournament MVP Allie Schulte On All-Tourney Team

**56**

**NOV. 8 - BILLINGS, MONT.**  
**ALTEROWITZ GYMNASIUM**

**44**

Laynee Burr notched a career high 18 points, with 12 points scored in the first half, as No.1 Lubbock Christian University completed their play at the DII CCA Tip Off Classic at the Trailhead with a 56-44 win over No.11 Tampa Sunday inside Alterowitz Gymnasium.

LCU had an early spark, using an 8-0 run off three-pointers from Burr and Ashton Duncan to take a 9-2 lead midway through the quarter. The Spartans countered with a 5-0 run, which was ended by a Grace Foster three-pointer. LCU had four field goals in the opening frame, with three from long range, and LCU led 12-10 through the opening 10 minutes of play.

Tampa ended the first quarter and opened the second quarter with old fashioned three-point plays, causing one of four lead changes in the second quarter, and taking a brief 13-12 lead. LCU answered with a 10-0 run, highlighted by Burr scoring the first nine points of the run. Burr's scoring surge, during the five-minute sequence, provided LCU a 24-17 lead with 1:07 left in the half. Burr finished the half with 12 points, matching a career high. LCU, with an 11-0 scoring advantage in fast-break points, led 24-21 at the half.

Allie Schulte, Duncan and Foster each hit three-pointers in the opening five minutes of the third quarter to spark an 11-2 run, giving LCU a 37-25 lead. Tampa closed the quarter with a pair of three-pointers to cut LCU's lead to 39-31 heading into the final quarter. The two teams combined for nine field goals in the quarter, with five from three-point range (LCU with three).

Three minutes into the fourth quarter, Tampa outscored LCU 6-2, keyed by an Eleanore Marciszewski three-pointer that aided the Spartans cutting the LCU lead to 41-37. LCU countered, controlling the ensuing three minutes and going on a 7-0 run capped by a Juliana Robertson three-pointer for a 48-37 lead. The run was part of an overall 15-2 run, with six points tallied by Burr to complete her 18-point performance. The Lady Chaps scoring surge built the lead to 56-39 (largest of the game) with 2:18 left.

Burr finished the game 6-of-10 from the field and 2-of-4 from long range. She also had a plus/minus of +17. She was one of four Lady Chaps with double figures, as Duncan, Foster and Schulte each had 10 points. Foster, a true freshman, finished with a +18 (plus/minus), which was second on the squad behind Robertson (+20). LCU, which outscored Tampa 26-13 in points-off-turnovers, shot 55% (11/20) from the field in the second half and finished the game 45.5% (20/44) from the field, while holding Tampa under 40% (39.5%, 17/43).

Tampa (1-2) was led by Melijah Sullivan, who had 12 points and seven rebounds. She was joined offensively by Dori Nagy, who had 10 points.

**TURNING POINT**

With 3:34 remaining in the game and LCU leading 48-39, Laynee Burr drew a foul to earn a trip to the free-throw line. The foul was called against Terri Battle, but Sullivan was disgruntled and slammed the ball resulting in a technical foul. The result of the fouls was four free throws for Burr, who made all four free throws. LCU also received the possession following the free-throws, which ended with a field goal from Burr. So LCU scored six points on one possession and the series extended LCU's lead to 54-39.

**Lubbock Christian 56 • 3-0,0-0 Lone Sta**

#	Player	Total		3-Ptr		Rebounds		PF	TP	A	TO	Blk	Stl	Min
		FG-FGA	FT-FTA	FG-FGA	FT-FTA	Off	Def							
22	Juliana Robertson	2-6	1-1	0-0	0-0	1	6	7	2	5	1	4	0	34
01	Ashton Duncan	4-9	2-7	0-0	0-0	0	2	2	0	10	2	1	0	31
05	Laynee Burr	6-10	2-4	4-4	0-3	0	3	3	18	2	1	0	1	33
14	Channing Cunyus	1-4	0-3	0-0	0-0	1	4	5	1	2	2	1	0	25
21	Allie Schulte	3-5	1-2	3-4	0-4	0	4	4	1	10	4	0	1	32
00	Grace Foster	4-7	2-5	0-1	1-1	1	2	2	10	0	3	1	1	19
02	Maci Maddox	0-0	0-0	0-0	0-0	0	0	0	0	0	1	0	0	5
03	Audrey Robertson	0-2	0-1	1-2	0-1	1	1	1	1	1	1	0	0	13
15	Shaylee Stovall	0-0	0-0	0-0	0-0	0	0	0	0	0	0	0	0	3
30	Audrey Spurgin	0-0	0-0	0-0	0-0	0	0	0	2	0	0	1	0	1
34	Whitney Cox	0-1	0-0	0-0	0-0	0	0	0	2	0	0	1	0	4
Team		0	2	2	2	0	2	2	0	0	1	0	0	0
Totals		20-44	8-23	8-11	3-23	26	14	56	13	14	2	6	200	

1st - FG %:	4-11	36.4%	2nd: 5-13	38.5%	3rd: 5-9	55.6%	4th: 6-11	54.5%	Game: 20-44	45.5%	Deadball	
3FG %:	3-8	37.5%	1-4	25.0%	1-2	50.0%	1-5	20.0%	8-23	34.8%	Rebounds	
FT %:	1-2	50.0%	1-2	50.0%	2-3	66.7%	4-4	100.0%	8-11	72.7%	2	

**Tampa 44 • 1-2,0-0 Sunshine**

#	Player	Total	3-Ptr	Rebounds	Off	Def	PF	TP	A	TO	Blk	Stl	Min	
		FG-FGA	FT-FTA	FG-FGA	FT-FTA									
13	Dori Nagy	f 5-7	0-0	0-0	1	2	3	4	10	2	3	0	31	
44	Erin Antosh	f 0-0	0-0	2-2	0	1	1	2	2	1	1	0	4	
00	Kayla Bonilla	g 2-4	2-3	0-0	0	0	0	2	6	2	2	0	23	
05	Audrey Ramsey	g 0-4	0-1	0-0	0	0	0	0	0	0	0	0	13	
24	Melijah Sullivan	g 5-12	0-0	2-2	0	16	7	2	12	1	3	1	27	
01	Mya Giusto	g 2-4	1-2	0-0	0	2	2	5	1	2	0	0	22	
02	Aliyah Abney	g 0-4	0-1	1-2	0-3	3	0	1	0	0	0	1	18	
25	Terri Battle	1-3	0-0	0-0	1	1	2	3	2	1	2	0	1	26
30	Silvia Ferreiros	0-0	0-0	0-0	0	0	0	0	0	0	0	0	1	
32	Danielle Delano	0-2	0-2	0-0	0	1	0	0	1	1	0	0	10	
33	Eleanore Marciszewski	2-3	2-2	0-0	0	3	0	6	3	2	0	1	24	
35	Rory O'Hara	0-0	0-0	0-0	0	0	0	0	0	0	0	0	1	
Totals		17-43	5-11	5-6	4	20	24	15	44	12	17	1	3	200

1st - FG %:	4-10	40.0%	2nd: 5-13	38.5%	3rd: 4-13	30.8%	4th: 4-7	57.1%	Game: 17-43	39.5%	Deadball	
3FG %:	1-2	50.0%	0-3	0.0%	2-3	66.7%	2-3	66.7%	5-11	45.5%	Rebounds	
FT %:	1-1	100.0%	1-1	100.0%	0-0	0.0%	3-4	75.0%	5-6	83.3%	0,2	

Officials: Brian Williams, Shawn Schroeder, Jillian Quinn  
 Technical fouls: Lubbock Christian-None. Tampa-Melijah Sullivan.  
 Attendance: 130  
 2021-22 Women's Basketball. Round: 0. Lubbock Christian vs Tampa. Played at AI

Score by periods	1st	2nd	3rd	4th	Total
Lubbock Christian	12	12	15	17	56
Tampa	10	11	10	13	44



## 2021-22 STATISTICS

RECORD:	OVERALL	HOME	AWAY	NEUTRAL
ALL GAMES	3-0	0-0	1-0	2-0
CONFERENCE	0-0	0-0	0-0	0-0
NON-CONFERENCE	3-0	0-0	1-0	2-0

##	Player	gp-gs	min	avg	Total		3-Point		F-Throw		Rebounds				pf	dq	a	to	blk	stl	pts	avg
					fg-fga	fg%	3fg-fga	3fg%	ft-fa	ft%	off	def	tot	avg								
00	Grace Foster	3-0	44	14.7	7-13	.538	3-7	.429	0-1	.000	3	9	12	4.0	4	0	1	7	3	1	17	5.7
01	Ashton Duncan	3-3	98	32.7	15-32	.469	9-25	.360	5-6	.833	2	9	11	3.7	4	0	5	2	0	4	44	14.7
02	Maci Maddox	2-0	15	7.5	0-1	.000	0-0	.000	0-0	.000	0	0	0	0.0	0	0	1	0	0	1	0	0.0
03	Audrey Robertson	3-0	50	16.7	3-10	.300	0-3	.000	2-3	.667	0	1	1	0.3	2	0	1	1	0	1	8	2.7
05	Laynee Burr	3-3	100	33.3	11-26	.423	4-9	.444	7-10	.700	2	6	8	2.7	8	0	11	4	0	7	33	11.0
12	Savannah Sumrall	1-0	2	2.0	0-0	.000	0-0	.000	0-0	.000	0	0	0	0.0	0	0	0	0	0	0	0	0.0
14	Channing Cunyus	3-3	81	27.0	9-18	.500	4-10	.400	0-0	.000	2	6	8	2.7	4	0	6	3	1	5	22	7.3
15	Shaylee Stovall	2-0	9	4.5	0-1	.000	0-1	.000	0-0	.000	0	0	0	0.0	1	0	0	0	0	0	0	0.0
20	Carli Bostwick	1-0	1	1.0	0-0	.000	0-0	.000	0-0	.000	0	1	1	1.0	0	0	0	0	0	0	0	0.0
21	Allie Schulte	3-3	96	32.0	15-26	.577	6-12	.500	9-10	.900	1	15	16	5.3	4	0	12	7	1	7	45	15.0
22	Juliana Robertson	3-3	83	27.7	7-19	.368	2-4	.500	5-6	.833	2	16	18	6.0	11	1	4	10	1	0	21	7.0
23	Brylee Winfrey	1-0	2	2.0	0-0	.000	0-0	.000	0-0	.000	0	0	0	0.0	0	0	0	1	1	0	0	0.0
30	Audrey Spurgin	2-0	4	2.0	0-0	.000	0-0	.000	2-2	1.000	0	0	0	0.0	2	0	0	2	0	0	2	1.0
34	Whitney Cox	3-0	15	5.0	0-3	.000	0-0	.000	0-0	.000	0	1	1	0.3	4	0	1	2	1	0	0	0.0
Team											2	8	10					1				
Total.....		3	600		67-149	.450	28-71	.394	30-38	.789	14	72	86	28.7	44	1	42	40	8	26	192	64.0
Opponents.....		3	600		58-150	.387	17-52	.327	27-38	.711	25	69	94	31.3	48	1	38	51	3	13	160	53.3

TEAM STATISTICS	LCU	OPP
SCORING	192	160
Points per game	64.0	53.3
Scoring margin	+10.7	-
FIELD GOALS-ATT	67-149	58-150
Field goal pct	.450	.387
3 POINT FG-ATT	28-71	17-52
3-point FG pct	.394	.327
3-pt FG made per game	9.3	5.7
FREE THROWS-ATT	30-38	27-38
Free throw pct	.789	.711
F-Throws made per game	10.0	9.0
REBOUNDS	86	94
Rebounds per game	28.7	31.3
Rebounding margin	-2.7	-
ASSISTS	42	38
Assists per game	14.0	12.7
TURNOVERS	40	51
Turnovers per game	13.3	17.0
Turnover margin	+3.7	-
Assist/turnover ratio	1.1	0.7
STEALS	26	13
Steals per game	8.7	4.3
BLOCKS	8	3
Blocks per game	2.7	1.0
ATTENDANCE	0	682
Home games-Avg/Game	0-0	1-397
Neutral site-Avg/Game	-	2-142

Score by Periods	1st	2nd	3rd	4th	Totals
Lubbock Christian	41	55	49	47	192
Opponents	38	40	38	44	160

Date	Opponent		Score	Att.
! 11/05/21	vs Montevallo	w	69-55	155
! 11/06/21	at Mont. St. Billings	w	67-61	397
! 11/07/21	vs Tampa	w	56-44	130

\* = Conference game

! = DII CCA Tip Off Classic at the Trailhead (Billings, Mont.)



# LUBBOCK CHRISTIAN UNIVERSITY WOMEN'S BASKETBALL GAME NOTES

## LCU RECORD WHEN...

At home .....	0-0
On the road .....	1-0
Neutral site.....	2-0
Lone Star Conference .....	0-0

Monday .....	0-0
Tuesday.....	0-0
Wednesday .....	0-0
Thursday .....	0-0
Friday.....	1-0
Saturday.....	1-0
Sunday .....	1-0

Against ranked opponents.....	1-0
Top 5 opponents .....	0-0
Top 10 opponents .....	0-0

### Scoring

70-plus points .....	0-0
60-69 points .....	2-0
50-59 points .....	1-0
49 or less points.....	0-0

### Allowing

70-plus points .....	0-0
60-69 points .....	1-0
50-59 points .....	1-0
49 or less points.....	1-0

### Shooting

50% or better .....	0-0
40-49% .....	3-0
30-39% .....	0-0
29% or less .....	0-0

### Opponents Shooting

50% or better .....	0-0
40-49% .....	1-0
30-39% .....	2-0
29.9% or less .....	0-0

### Percentages From The Field

Out-shooting the opponent .....	3-0
Opponents out-shoot LCU .....	0-0
Tied .....	0-0

### Rebounding

Out-rebound an opponent.....	1-0
Opponent out-rebounds LCU .....	2-0
Tied .....	0-0

### Turnovers

Commit 15 or less turnovers .....	3-0
Commit more than 15 turnovers.....	0-0
Force 15 or less turnovers.....	0-0
Force more than 15 .....	3-0

### Misc.

When Leading after the 1st Quarter.....	2-0
When Tied after the 1st Quarter.....	0-0
When Trailing after the 1st Quarter.....	1-0

When Leading at halftime .....	3-0
When Tied at halftime .....	0-0
When Trailing at halftime .....	0-0

When Leading after the 3rd Quarter .....	3-0
When Tied after the 3rd Quarter .....	0-0
When Trailing after the 3rd Quarter .....	0-0
Overtime .....	0-0

## Lubbock Christian Team Game-by-Game Comparison (as of Nov 12, 2021)

### All games

Opponent	1st	2nd	Score	Mar	Total FG	FG Pct	3-Pointers	3FG Pct	Free Throws	FT Pct	Rebounds	Assist	T/Over	Block	Steal	Fouls
Montevallo	36/26	33/29	69-55	+14	25-59/18-56	.424/.321	13-29/5-22	.448/.227	6-6/14-24	1000/583	35/41 (6)	19/8	13/16	5/2	11/6	18/13
Mont. St. Billings	36/31	31/30	67-61	+6	22-46/23-51	.478/.451	7-19/7-19	.368/.368	16-21/8-8	.762/1000	25/29 (4)	10/18	13/18	1/0	9/4	12/20
Tampa	24/21	32/23	56-44	+12	20-44/17-43	.455/.395	8-23/5-11	.348/.455	8-11/5-6	.727/.833	26/24 +2	13/12	14/17	2/1	6/3	14/15

Note: Game totals are displayed in the format TEAM/OPPONENT for each category

## Lubbock Christian Points-Rebounds-Assists (as of Nov 12, 2021)

## All games

				00	01	02	03	05	12	14
Opponent	Date	Score		FOSTER, GRA	DUNCAN, ASH	MADDOX, MAC	ROBERTSON,	BURR, LAYNE	SUMRALL, SA	CUNYUS, CHA
vs Montevallo	11/05/21	69-55	w	7-9-1	12-4-1	0-0-0	2-0-0	10-3-6	0-0-0	8-2-2
at Mont. St. Billings	11/06/21	67-61	w	0-1-0	22-5-2	DNP	5-0-0	5-2-3	DNP	12-1-2
vs Tampa	11/07/21	56-44	w	10-2-0	10-2-2	0-0-1	1-1-1	18-3-2	DNP	2-5-2

				15	20	21	22	23	30	34
Opponent	Date	Score		STOVALL, SH	BOSTWICK, C	SCHULTE, AL	ROBERTSON,	WINFREY, BR	SPURGIN, AU	COX, WHITNE
vs Montevallo	11/05/21	69-55	w	0-0-0	0-1-0	19-5-5	9-6-3	0-0-0	2-0-0	0-1-1
at Mont. St. Billings	11/06/21	67-61	w	DNP	DNP	16-7-3	7-5-0	DNP	DNP	0-0-0
vs Tampa	11/07/21	56-44	w	0-0-0	DNP	10-4-4	5-7-1	DNP	0-0-0	0-0-0

## LCU - INDIVIDUAL GAME HIGHS

Points	22	Ashton Duncan at Mont. St. Billings (11/06/21)
	19	Allie Schulte vs Montevallo (11/05/21)
	18	Laynee Burr vs Tampa (11/07/21)
	16	Allie Schulte at Mont. St. Billings (11/06/21)
	12	Channing Cunyus at Mont. St. Billings (11/06/21)
	12	Ashton Duncan vs Montevallo (11/05/21)
Field Goals Made	8	Allie Schulte vs Montevallo (11/05/21)
	7	Ashton Duncan at Mont. St. Billings (11/06/21)
Field Goal Att.	12	Ashton Duncan vs Montevallo (11/05/21)
	11	Channing Cunyus at Mont. St. Billings (11/06/21)
	11	Ashton Duncan at Mont. St. Billings (11/06/21)
	11	Allie Schulte vs Montevallo (11/05/21)
FG Pct (min 5 made)	.727 (8-11)	Allie Schulte vs Montevallo (11/05/21)
	.636 (7-11)	Ashton Duncan at Mont. St. Billings (11/06/21)
3-Point FG Made	4	Ashton Duncan vs Montevallo (11/05/21)
	3	Ashton Duncan at Mont. St. Billings (11/06/21)
	3	Allie Schulte vs Montevallo (11/05/21)
3-Point FG Att.	12	Ashton Duncan vs Montevallo (11/05/21)
	7	Ashton Duncan vs Tampa (11/07/21)
3-Pt FG Pct (min 2 made)	1.000 (2-2)	Channing Cunyus vs Montevallo (11/05/21)
	.667 (2-3)	Laynee Burr vs Montevallo (11/05/21)
Free Throws Made	6	Allie Schulte at Mont. St. Billings (11/06/21)
	5	Ashton Duncan at Mont. St. Billings (11/06/21)
Free Throw Att.	6	Laynee Burr at Mont. St. Billings (11/06/21)
	6	Allie Schulte at Mont. St. Billings (11/06/21)
	6	Ashton Duncan at Mont. St. Billings (11/06/21)
FT Pct (min 3 made)	1.000 (6-6)	Allie Schulte at Mont. St. Billings (11/06/21)
	1.000 (4-4)	Laynee Burr vs Tampa (11/07/21)
	1.000 (4-4)	Juliana Robertson vs Montevallo (11/05/21)
Rebounds	9	Grace Foster vs Montevallo (11/05/21)
	7	Juliana Robertson vs Tampa (11/07/21)
	7	Allie Schulte at Mont. St. Billings (11/06/21)
Assists	6	Laynee Burr vs Montevallo (11/05/21)
	5	Allie Schulte vs Montevallo (11/05/21)
Steals	4	Laynee Burr vs Montevallo (11/05/21)
	3	Allie Schulte vs Tampa (11/07/21)
	3	Channing Cunyus at Mont. St. Billings (11/06/21)
Blocked Shots	2	Grace Foster vs Montevallo (11/05/21)
	1	Grace Foster vs Tampa (11/07/21)
	1	Allie Schulte vs Tampa (11/07/21)
	1	Juliana Robertson at Mont. St. Billings (11/06/21)
	1	Brylee Winfrey vs Montevallo (11/05/21)
	1	Whitney Cox vs Montevallo (11/05/21)
Turnovers	1	Channing Cunyus vs Montevallo (11/05/21)
	5	Allie Schulte at Mont. St. Billings (11/06/21)
	4	Juliana Robertson vs Tampa (11/07/21)
	4	Juliana Robertson at Mont. St. Billings (11/06/21)
Fouls	5	Juliana Robertson at Mont. St. Billings (11/06/21)
	4	Juliana Robertson vs Montevallo (11/05/21)
	4	Laynee Burr vs Montevallo (11/05/21)
Minutes	37	Ashton Duncan at Mont. St. Billings (11/06/21)
	36	Laynee Burr at Mont. St. Billings (11/06/21)
	35	Channing Cunyus at Mont. St. Billings (11/06/21)

## OPPONENT - INDIVIDUAL GAME HIGHS

Points	14	Taryn Shelley at Mont. St. Billings (11/06/21)
	12	Melajah Sullivan vs Tampa (11/07/21)
	10	Dori Nagy vs Tampa (11/07/21)
	10	Kortney Nelson at Mont. St. Billings (11/06/21)
	10	Shyan Flack vs Montevallo (11/05/21)
Field Goals Made	7	Taryn Shelley at Mont. St. Billings (11/06/21)
	5	Melajah Sullivan vs Tampa (11/07/21)
	5	Dori Nagy vs Tampa (11/07/21)
	5	Kortney Nelson at Mont. St. Billings (11/06/21)
Field Goal Att.	13	Taryn Shelley at Mont. St. Billings (11/06/21)
	12	Melajah Sullivan vs Tampa (11/07/21)
FG Pct (min 5 made)	1.000 (5-5)	Kortney Nelson at Mont. St. Billings (11/06/21)
	.714 (5-7)	Dori Nagy vs Tampa (11/07/21)
3-Point FG Made	2	Eleanore Marciszewski vs Tampa (11/07/21)
	2	Kayla Bonilla vs Tampa (11/07/21)
	2	Danielle Zahn at Mont. St. Billings (11/06/21)
	2	Shayla Montague at Mont. St. Billings (11/06/21)
3-Point FG Att.	8	Shayla Montague at Mont. St. Billings (11/06/21)
	5	Marisa Snodgrass vs Montevallo (11/05/21)
3-Pt FG Pct (min 2 made)	1.000 (2-2)	Eleanore Marciszewski vs Tampa (11/07/21)
	.667 (2-3)	Kayla Bonilla vs Tampa (11/07/21)
Free Throws Made	7	Shyan Flack vs Montevallo (11/05/21)
	3	Jennifer Andrew vs Montevallo (11/05/21)
Free Throw Att.	10	Shyan Flack vs Montevallo (11/05/21)
	4	Jennifer Andrew vs Montevallo (11/05/21)
FT Pct (min 3 made)	.750 (3-4)	Jennifer Andrew vs Montevallo (11/05/21)
	.700 (7-10)	Shyan Flack vs Montevallo (11/05/21)
Rebounds	13	Shyan Flack vs Montevallo (11/05/21)
	11	Taryn Shelley at Mont. St. Billings (11/06/21)
Assists	5	Danielle Zahn at Mont. St. Billings (11/06/21)
	4	Cariann Kunkel at Mont. St. Billings (11/06/21)
	4	Skylar Patton at Mont. St. Billings (11/06/21)
Steals	4	Michaela Edwards vs Montevallo (11/05/21)
	2	Shayla Montague at Mont. St. Billings (11/06/21)
Blocked Shots	1	Melajah Sullivan vs Tampa (11/07/21)
	1	Savannah Lee vs Montevallo (11/05/21)
	1	Shyan Flack vs Montevallo (11/05/21)
Turnovers	5	Cariann Kunkel at Mont. St. Billings (11/06/21)
	4	Danielle Zahn at Mont. St. Billings (11/06/21)
	4	Taryn Shelley at Mont. St. Billings (11/06/21)
	4	Savannah Lee vs Montevallo (11/05/21)
	4	Marisa Snodgrass vs Montevallo (11/05/21)
Fouls	5	Dyauni Boyce at Mont. St. Billings (11/06/21)
	4	Dori Nagy vs Tampa (11/07/21)

## DOUBLE-DOUBLES

Opponent  
Montevallo  
Mont. St. Billings  
Tampa

Totals  
Average/Game

Opponent  
Average/Game

## GAME BY GAME SPECIALTY STATS

T/O	2ndCh	Paint	FastB	Bench	Ties	Leads	WL	Score	Leads overcome
17	9	24	0	11	0	0	W	69-55	
16	6	24	8	5	0	3	W	67-61	trailed by 12 2nd-09:46
28	2	22	2	11	0	3	W	56-44	trailed by 3 2nd-07:27
61	17	70	10	27	0	6			
20.3	5.7	23.3	3.3	9.0	0.0	2.0			
34	20	62	9	53	3	5			
11.3	6.7	20.7	3.0	17.7	1.0	1.7			



**LCU - TEAM GAME HIGHS**

POINTS	69	vs Montevallo (11/05/21)
	67	at Mont. St. Billings (11/06/21)
	56	vs Tampa (11/07/21)
FIELD GOALS MADE	25	vs Montevallo (11/05/21)
	22	at Mont. St. Billings (11/06/21)
FIELD GOAL ATTEMPTS	59	vs Montevallo (11/05/21)
	46	at Mont. St. Billings (11/06/21)
FIELD GOAL PERCENTAGE	.478 (22-46)	at Mont. St. Billings (11/06/21)
	.455 (20-44)	vs Tampa (11/07/21)
3 PT FIELD GOALS MADE	13	vs Montevallo (11/05/21)
	8	vs Tampa (11/07/21)
3 PT FG ATTEMPTS	29	vs Montevallo (11/05/21)
	23	vs Tampa (11/07/21)
3 PT FG PERCENTAGE	.448 (13-29)	vs Montevallo (11/05/21)
	.368 (7-19)	at Mont. St. Billings (11/06/21)
FREE THROWS MADE	16	at Mont. St. Billings (11/06/21)
	8	vs Tampa (11/07/21)
FREE THROW ATTEMPTS	21	at Mont. St. Billings (11/06/21)
	11	vs Tampa (11/07/21)
FREE THROW PERCENTAGE	1.000 (6-6)	vs Montevallo (11/05/21)
	.762 (16-21)	at Mont. St. Billings (11/06/21)
REBOUNDS	35	vs Montevallo (11/05/21)
	26	vs Tampa (11/07/21)
ASSISTS	19	vs Montevallo (11/05/21)
	13	vs Tampa (11/07/21)
STEALS	11	vs Montevallo (11/05/21)
	9	at Mont. St. Billings (11/06/21)
BLOCKED SHOTS	5	vs Montevallo (11/05/21)
	2	vs Tampa (11/07/21)
TURNOVERS	14	vs Tampa (11/07/21)
	13	at Mont. St. Billings (11/06/21)
	13	vs Montevallo (11/05/21)
FOULS	18	vs Montevallo (11/05/21)
	14	vs Tampa (11/07/21)

**LCU - TEAM GAME LOWS**

POINTS	56	vs Tampa (11/07/21)
	67	at Mont. St. Billings (11/06/21)
	69	vs Montevallo (11/05/21)
FIELD GOALS MADE	20	vs Tampa (11/07/21)
	22	at Mont. St. Billings (11/06/21)
FIELD GOAL ATTEMPTS	44	vs Tampa (11/07/21)
	46	at Mont. St. Billings (11/06/21)
FIELD GOAL PERCENTAGE	.424 (25-59)	vs Montevallo (11/05/21)
	.455 (20-44)	vs Tampa (11/07/21)
3 PT FIELD GOALS MADE	7	at Mont. St. Billings (11/06/21)
	8	vs Tampa (11/07/21)
3 PT FG ATTEMPTS	19	at Mont. St. Billings (11/06/21)
	23	vs Tampa (11/07/21)
3 PT FG PERCENTAGE	.348 (8-23)	vs Tampa (11/07/21)
	.368 (7-19)	at Mont. St. Billings (11/06/21)
FREE THROWS MADE	6	vs Montevallo (11/05/21)
	8	vs Tampa (11/07/21)
FREE THROW ATTEMPTS	6	vs Montevallo (11/05/21)
	11	vs Tampa (11/07/21)
FREE THROW PERCENTAGE	.727 (8-11)	vs Tampa (11/07/21)
	.762 (16-21)	at Mont. St. Billings (11/06/21)
REBOUNDS	25	at Mont. St. Billings (11/06/21)
	26	vs Tampa (11/07/21)
ASSISTS	10	at Mont. St. Billings (11/06/21)
	13	vs Tampa (11/07/21)
STEALS	6	vs Tampa (11/07/21)
	9	at Mont. St. Billings (11/06/21)
BLOCKED SHOTS	1	at Mont. St. Billings (11/06/21)
	2	vs Tampa (11/07/21)
TURNOVERS	13	vs Montevallo (11/05/21)
	13	at Mont. St. Billings (11/06/21)
FOULS	12	at Mont. St. Billings (11/06/21)
	14	vs Tampa (11/07/21)

**LCU OPPONENT - TEAM GAME HIGHS**

POINTS	61	at Mont. St. Billings (11/06/21)
	55	vs Montevallo (11/05/21)
	44	vs Tampa (11/07/21)
FIELD GOALS MADE	23	at Mont. St. Billings (11/06/21)
	18	vs Montevallo (11/05/21)
FIELD GOAL ATTEMPTS	56	vs Montevallo (11/05/21)
	51	at Mont. St. Billings (11/06/21)
FIELD GOAL PERCENTAGE	.451 (23-51)	at Mont. St. Billings (11/06/21)
	.395 (17-43)	vs Tampa (11/07/21)
3 PT FIELD GOALS MADE	7	at Mont. St. Billings (11/06/21)
	5	vs Tampa (11/07/21)
	5	vs Montevallo (11/05/21)
3 PT FG ATTEMPTS	22	vs Montevallo (11/05/21)
	19	at Mont. St. Billings (11/06/21)
3 PT FG PERCENTAGE	.455 (5-11)	vs Tampa (11/07/21)
	.368 (7-19)	at Mont. St. Billings (11/06/21)
FREE THROWS MADE	14	vs Montevallo (11/05/21)
	8	at Mont. St. Billings (11/06/21)
FREE THROW ATTEMPTS	24	vs Montevallo (11/05/21)
	8	at Mont. St. Billings (11/06/21)
FREE THROW PERCENTAGE	1.000 (8-8)	at Mont. St. Billings (11/06/21)
	.833 (5-6)	vs Tampa (11/07/21)
REBOUNDS	41	vs Montevallo (11/05/21)
	29	at Mont. St. Billings (11/06/21)
ASSISTS	18	at Mont. St. Billings (11/06/21)
	12	vs Tampa (11/07/21)
STEALS	6	vs Montevallo (11/05/21)
	4	at Mont. St. Billings (11/06/21)
BLOCKED SHOTS	2	vs Montevallo (11/05/21)
	1	vs Tampa (11/07/21)
TURNOVERS	18	at Mont. St. Billings (11/06/21)
	17	vs Tampa (11/07/21)
FOULS	20	at Mont. St. Billings (11/06/21)
	15	vs Tampa (11/07/21)

**LCU OPPONENT - TEAM GAME LOWS**

POINTS	44	vs Tampa (11/07/21)
	55	vs Montevallo (11/05/21)
	61	at Mont. St. Billings (11/06/21)
FIELD GOALS MADE	17	vs Tampa (11/07/21)
	18	vs Montevallo (11/05/21)
FIELD GOAL ATTEMPTS	43	vs Tampa (11/07/21)
	51	at Mont. St. Billings (11/06/21)
FIELD GOAL PERCENTAGE	.321 (18-56)	vs Montevallo (11/05/21)
	.395 (17-43)	vs Tampa (11/07/21)
3 PT FIELD GOALS MADE	5	vs Montevallo (11/05/21)
	5	vs Tampa (11/07/21)
3 PT FG ATTEMPTS	11	vs Tampa (11/07/21)
	19	at Mont. St. Billings (11/06/21)
3 PT FG PERCENTAGE	.227 (5-22)	vs Montevallo (11/05/21)
	.368 (7-19)	at Mont. St. Billings (11/06/21)
FREE THROWS MADE	5	vs Tampa (11/07/21)
	8	at Mont. St. Billings (11/06/21)
FREE THROW ATTEMPTS	6	vs Tampa (11/07/21)
	8	at Mont. St. Billings (11/06/21)
FREE THROW PERCENTAGE	.583 (14-24)	vs Montevallo (11/05/21)
	.833 (5-6)	vs Tampa (11/07/21)
REBOUNDS	24	vs Tampa (11/07/21)
	29	at Mont. St. Billings (11/06/21)
ASSISTS	8	vs Montevallo (11/05/21)
	12	vs Tampa (11/07/21)
STEALS	3	vs Tampa (11/07/21)
	4	at Mont. St. Billings (11/06/21)
BLOCKED SHOTS	0	at Mont. St. Billings (11/06/21)
	1	vs Tampa (11/07/21)
TURNOVERS	16	vs Montevallo (11/05/21)
	17	vs Tampa (11/07/21)
FOULS	13	vs Montevallo (11/05/21)
	15	vs Tampa (11/07/21)

## CONFERENCE STATISTICS

## HOME STATISTICS

## AWAY STATISTICS

#	Player	gp-gs	min	avg	Total		3-Point		F-Throw		Rebounds				pf	dq	a	to	blk	stl	pts	avg
					fg-fga	fg%	3fg-fga	3fg%	ft-fa	ft%	off	def	tot	avg								
00	Grace Foster	1-0	7	7.0	0-0	.000	0-0	.000	0-0	.000	0	1	1	1.0	0	0	0	2	0	0	0	0.0
01	Ashton Duncan	1-1	37	37.0	7-11	.636	3-6	.500	5-6	.833	1	4	5	5.0	2	0	2	0	0	2	22	22.0
03	Audrey Robertson	1-0	21	21.0	2-4	.500	0-1	.000	1-1	1.000	0	0	0	0.0	0	0	0	0	0	0	5	5.0
05	Laynee Burr	1-1	36	36.0	1-6	.167	0-2	.000	3-6	.500	1	1	2	2.0	1	0	3	0	0	2	5	5.0
14	Channing Cunyus	1-1	35	35.0	5-11	.455	2-5	.400	0-0	.000	0	1	1	1.0	0	0	2	1	0	3	12	12.0
21	Allie Schulte	1-1	34	34.0	4-10	.400	2-5	.400	6-6	1.000	1	6	7	7.0	3	0	3	5	0	2	16	16.0
22	Juliana Robertson	1-1	25	25.0	3-4	.750	0-0	.000	1-2	.500	1	4	5	5.0	5	1	0	4	1	0	7	7.0
34	Whitney Cox	1-0	5	5.0	0-0	.000	0-0	.000	0-0	.000	0	0	0	0.0	1	0	0	1	0	0	0	0.0
Team											1	3	4									
Total.....		1	200		22-46	.478	7-19	.368	16-21	.762	5	20	25	25.0	12	1	10	13	1	9	67	67.0
Opponents.....		1	200		23-51	.451	7-19	.368	8-8	1.000	8	21	29	29.0	20	1	18	18	0	4	61	61.0

Date	Opponent	Score
! 11/06/21	at Mont. St. Billings	w 67-61

\* = Conference game

! = DII CCA Tip Off Classic at the Trailhead (Billings, Mont.)

## NEUTRAL SITE STATISTICS

#	Player	gp-gs	min	avg	Total		3-Point		F-Throw		Rebounds				pf	dq	a	to	blk	stl	pts	avg
					fg-fga	fg%	3fg-fga	3fg%	ft-fa	ft%	off	def	tot	avg								
00	Grace Foster	2-0	37	18.5	7-13	.538	3-7	.429	0-1	.000	3	8	11	5.5	4	0	1	5	3	1	17	8.5
01	Ashton Duncan	2-2	61	30.5	8-21	.381	6-19	.316	0-0	.000	1	5	6	3.0	2	0	3	2	0	2	22	11.0
02	Maci Maddox	2-0	15	7.5	0-1	.000	0-0	.000	0-0	.000	0	0	0	0.0	0	0	1	0	0	1	0	0.0
03	Audrey Robertson	2-0	29	14.5	1-6	.167	0-2	.000	1-2	.500	0	1	1	0.5	2	0	1	1	0	1	3	1.5
05	Laynee Burr	2-2	64	32.0	10-20	.500	4-7	.571	4-4	1.000	1	5	6	3.0	7	0	8	4	0	5	28	14.0
12	Savannah Sumrall	1-0	2	2.0	0-0	.000	0-0	.000	0-0	.000	0	0	0	0.0	0	0	0	0	0	0	0	0.0
14	Channing Cunyus	2-2	46	23.0	4-7	.571	2-5	.400	0-0	.000	2	5	7	3.5	4	0	4	2	1	2	10	5.0
15	Shaylee Stovall	2-0	9	4.5	0-1	.000	0-1	.000	0-0	.000	0	0	0	0.0	1	0	0	0	0	0	0	0.0
20	Carli Bostwick	1-0	1	1.0	0-0	.000	0-0	.000	0-0	.000	0	1	1	1.0	0	0	0	0	0	0	0	0.0
21	Allie Schulte	2-2	62	31.0	11-16	.688	4-7	.571	3-4	.750	0	9	9	4.5	1	0	9	2	1	5	29	14.5
22	Juliana Robertson	2-2	58	29.0	4-15	.267	2-4	.500	4-4	1.000	1	12	13	6.5	6	0	4	6	0	0	14	7.0
23	Brylee Winfrey	1-0	2	2.0	0-0	.000	0-0	.000	0-0	.000	0	0	0	0.0	0	0	0	1	1	0	0	0.0
30	Audrey Spurgin	2-0	4	2.0	0-0	.000	0-0	.000	2-2	1.000	0	0	0	0.0	2	0	0	2	0	0	2	1.0
34	Whitney Cox	2-0	10	5.0	0-3	.000	0-0	.000	0-0	.000	0	1	1	0.5	3	0	1	1	1	0	0	0.0
Team											1	5	6				1					
Total.....		2	400		45-103	.437	21-52	.404	14-17	.824	9	52	61	30.5	32	0	32	27	7	17	125	62.5
Opponents.....		2	400		35-99	.354	10-33	.303	19-30	.633	17	48	65	32.5	28	0	20	33	3	9	99	49.5

Date	Opponent	Score	Att.
! 11/05/21	vs Montevallo	w 69-55	155
! 11/07/21	vs Tampa	w 56-44	130

\* = Conference game

! = DII CCA Tip Off Classic at the Trailhead (Billings, Mont.)

## CAREER STATISTICS

## BOSTWICK, Carli

				Field Goals		3-Point		F-Throws		Rebounds										Scoring	
SEASON	TEAM	GP-GS	MIN/AVG	FG-FGA	FG%	3FG-3FGA	3FG%	FT-FTA	FT%	OFF	DEF	TOT	AVG	PF-FO	A	TO	BLK	STL		PTS	AVG
2021-22	LCU	1-0	1/1.3	0-0	.000	0-0	.000	0-0	.000	0	1	1	1.0	0-0	0	0	0	0	0	0	0.0
<b>TOTAL</b>		<b>1-0</b>	<b>1/1.3</b>	<b>0-0</b>	<b>.000</b>	<b>0-0</b>	<b>.000</b>	<b>0-0</b>	<b>.000</b>	<b>0</b>	<b>1</b>	<b>1</b>	<b>1.0</b>	<b>0-0</b>	<b>0</b>	<b>0</b>	<b>0</b>	<b>0</b>	<b>0</b>	<b>0</b>	<b>0.0</b>

## Single Game Highs

Statistic	Value
Rebounds	1 vs Montevallo 11/05/21

## BURR, Laynee

				Field Goals		3-Point		F-Throws		Rebounds										Scoring	
SEASON	TEAM	GP-GS	MIN/AVG	FG-FGA	FG%	3FG-3FGA	3FG%	FT-FTA	FT%	OFF	DEF	TOT	AVG	PF-FO	A	TO	BLK	STL		PTS	AVG
2018-19	LCU	25-0	194/7.8	22-49	.449	9-21	.429	12-15	.800	5	4	9	0.4	14-0	9	14	1	11		65	2.6
2019-20	LCU	31-0	474/15.3	51-109	.468	7-30	.233	36-49	.735	11	30	41	1.3	43-0	29	28	1	18		145	4.7
2020-21	LCU	23-0	371/16.1	40-88	.455	5-18	.278	39-46	.848	18	38	56	2.4	37-1	22	24	1	25		124	5.4
2021-22	LCU	3-3	101/33.6	11-26	.423	4-9	.444	7-10	.700	2	6	8	2.7	8-0	11	4	0	7		33	11.0
<b>TOTAL</b>		<b>82-3</b>	<b>1140/13.9</b>	<b>124-272</b>	<b>.456</b>	<b>25-78</b>	<b>.321</b>	<b>94-120</b>	<b>.783</b>	<b>36</b>	<b>78</b>	<b>114</b>	<b>1.4</b>	<b>102-1</b>	<b>71</b>	<b>70</b>	<b>3</b>	<b>61</b>		<b>367</b>	<b>4.5</b>

## Single Game Highs

Statistic	Value
Points	18 vs Tampa 11/07/21
Rebounds	5 4 times
Assists	6 vs Montevallo 11/05/21
Steals	4 vs Midwestern St. 01/27/21, vs Montevallo 11/05/21
Blocks	1 at Western Wash. 12/17/18, at Western N.M. 02/29/20, vs St. Mary's (TX) 03/02/21
FG Made	6 vs Tampa 11/07/21
FG Attempts	10 vs Montevallo 11/05/21, vs Tampa 11/07/21
3FG Made	2 vs UC-Colo. Springs 11/15/19, vs Montevallo 11/05/21, vs Tampa 11/07/21
3FG Attempts	4 vs Eastern N.M. 12/31/18, vs Tampa 11/07/21
FT Made	6 vs Tex. A&M Int'l 01/22/21, vs Cameron 03/05/21
FT Attempts	8 vs Tex. A&M Int'l 01/22/21



**LUBBOCK CHRISTIAN UNIVERSITY WOMEN'S BASKETBALL GAME NOTES**
**COX, Whitney**

				Field Goals		3-Point		F-Throws		Rebounds										Scoring	
SEASON	TEAM	GP-GS	MIN/AVG	FG-FGA	FG%	3FG-3FGA	3FG%	FT-FTA	FT%	OFF	DEF	TOT	AVG	PF-FO	A	TO	BLK	STL		PTS	AVG
2019-20	LCU	15-0	107/7.1	8-32	.250	0-5	.000	5-8	.625	5	21	26	1.7	13-0	3	3	9	3		21	1.4
2020-21	LCU	18-0	161/9.0	14-43	.326	0-1	.000	5-13	.385	4	35	39	2.2	18-0	6	8	13	6		33	1.8
2021-22	LCU	3-0	15/5.0	0-3	.000	0-0	.000	0-0	.000	0	1	1	0.3	4-0	1	2	1	0		0	0.0
<b>TOTAL</b>		<b>36-0</b>	<b>283/7.9</b>	<b>22-78</b>	<b>.282</b>	<b>0-6</b>	<b>.000</b>	<b>10-21</b>	<b>.476</b>	<b>9</b>	<b>57</b>	<b>66</b>	<b>1.8</b>	<b>35-0</b>	<b>10</b>	<b>13</b>	<b>23</b>	<b>9</b>		<b>54</b>	<b>1.5</b>

**Single Game Highs**

Statistic	Value	
Points	5	vs Western N.M. 02/11/21
Rebounds	5	vs St. Mary's (TX) 12/11/20
Assists	1	10 times
Steals	2	vs Western N.M. 02/11/21
Blocks	3	vs Tex. A&M Int'l 01/23/21, vs St. Mary's (TX) 12/11/20, vs Angelo St. 01/16/21
FG Made	2	6 times
FG Attempts	7	vs St. Mary's (TX) 12/12/20
3FG Attempts	1	6 times
FT Made	2	4 times
FT Attempts	4	at Cameron 12/19/19, vs Tex. A&M-Commerce 03/06/21

**CUNYUS, Channing**

				Field Goals		3-Point		F-Throws		Rebounds										Scoring	
SEASON	TEAM	GP-GS	MIN/AVG	FG-FGA	FG%	3FG-3FGA	3FG%	FT-FTA	FT%	OFF	DEF	TOT	AVG	PF-FO	A	TO	BLK	STL		PTS	AVG
2018-19	LCU	22-0	158/7.2	17-29	.586	2-5	.400	14-20	.700	4	33	37	1.7	15-0	16	10	0	11		50	2.3
2019-20	LCU	31-0	402/13.0	44-89	.494	19-39	.487	14-16	.875	14	48	62	2.0	33-0	34	22	9	12		121	3.9
2020-21	LCU	21-0	342/16.3	46-98	.469	16-45	.356	15-18	.833	10	34	44	2.1	34-0	21	27	15	20		123	5.9
2021-22	LCU	3-3	82/27.2	9-18	.500	4-10	.400	0-0	.000	2	6	8	2.7	4-0	6	3	1	5		22	7.3
<b>TOTAL</b>		<b>77-3</b>	<b>984/12.8</b>	<b>116-234</b>	<b>.496</b>	<b>41-99</b>	<b>.414</b>	<b>43-54</b>	<b>.796</b>	<b>30</b>	<b>121</b>	<b>151</b>	<b>2.0</b>	<b>86-0</b>	<b>77</b>	<b>62</b>	<b>25</b>	<b>48</b>		<b>316</b>	<b>4.1</b>

**Single Game Highs**

Statistic	Value	
Points	14	vs St. Mary's (TX) 03/02/21
Rebounds	7	vs Tex. A&M Int'l 02/09/19
Assists	5	vs St. Mary's (TX) 01/23/20
Steals	3	at Texas-Tyler 02/01/20, vs St. Mary's (TX) 03/02/21, at Mont. St. Billings 11/06/21
Blocks	2	5 times
FG Made	5	4 times
FG Attempts	11	at Mont. St. Billings 11/06/21
3FG Made	4	vs St. Mary's (TX) 03/02/21
3FG Attempts	6	vs St. Mary's (TX) 03/02/21
FT Made	4	at Ark.-Fort Smith 02/14/19, vs Cameron 03/13/21
FT Attempts	6	vs Cameron 03/13/21

**DUNCAN, Ashton**

				Field Goals		3-Point		F-Throws		Rebounds									Scoring	
SEASON	TEAM	GP-GS	MIN/AVG	FG-FGA	FG%	3FG-3FGA	3FG%	FT-FTA	FT%	OFF	DEF	TOT	AVG	PF-FO	A	TO	BLK	STL	PTS	AVG
2017-18	LCU	18-0	118/6.6	15-39	.385	12-28	.429	1-2	.500	4	19	23	1.3	10-0	11	5	2	9	43	2.4
2018-19	LCU	31-0	302/9.7	38-121	.314	26-93	.280	8-13	.615	12	23	35	1.1	14-0	17	12	2	7	110	3.5
2019-20	LCU	31-27	774/25.0	105-222	.473	79-182	.434	9-11	.818	7	53	60	1.9	46-0	42	27	5	24	298	9.6
2020-21	LCU	23-23	664/28.9	90-209	.431	69-165	.418	20-27	.741	10	45	55	2.4	25-0	38	19	6	24	269	11.7
2021-22	LCU	3-3	97/32.3	15-32	.469	9-25	.360	5-6	.833	2	9	11	3.7	4-0	5	2	0	4	44	14.7
<b>TOTAL</b>		<b>106-53</b>	<b>1956/18.4</b>	<b>263-623</b>	<b>.422</b>	<b>195-493</b>	<b>.396</b>	<b>43-59</b>	<b>.729</b>	<b>35</b>	<b>149</b>	<b>184</b>	<b>1.7</b>	<b>99-0</b>	<b>113</b>	<b>65</b>	<b>15</b>	<b>68</b>	<b>764</b>	<b>7.2</b>

**Single Game Highs**

Statistic	Value	
Points	26	vs St. Mary's (TX) 12/11/20
Rebounds	8	vs Daemen 03/23/21
Assists	6	vs Tex. A&M Int'l 02/20/20, vs St. Mary's (TX) 03/02/21
Steals	3	4 times
Blocks	2	vs Central Mo. 03/24/21
FG Made	10	at Angelo St. 11/23/19
FG Attempts	16	at Angelo St. 11/23/19, vs Tex. A&M Int'l 01/22/21
3FG Made	8	vs St. Mary's (TX) 12/11/20
3FG Attempts	13	vs Cameron 03/05/21
FT Made	6	vs Drury 03/26/21
FT Attempts	8	vs Drury 03/26/21

**FOSTER, Grace**

				Field Goals		3-Point		F-Throws		Rebounds									Scoring	
SEASON	TEAM	GP-GS	MIN/AVG	FG-FGA	FG%	3FG-3FGA	3FG%	FT-FTA	FT%	OFF	DEF	TOT	AVG	PF-FO	A	TO	BLK	STL	PTS	AVG
2021-22	LCU	3-0	44/14.6	7-13	.538	3-7	.429	0-1	.000	3	9	12	4.0	4-0	1	7	3	1	17	5.7
<b>TOTAL</b>		<b>3-0</b>	<b>44/14.6</b>	<b>7-13</b>	<b>.538</b>	<b>3-7</b>	<b>.429</b>	<b>0-1</b>	<b>.000</b>	<b>3</b>	<b>9</b>	<b>12</b>	<b>4.0</b>	<b>4-0</b>	<b>1</b>	<b>7</b>	<b>3</b>	<b>1</b>	<b>17</b>	<b>5.7</b>

**Single Game Highs**

Statistic	Value	
Points	10	vs Tampa 11/07/21
Rebounds	9	vs Montevallo 11/05/21
Assists	1	vs Montevallo 11/05/21
Steals	1	vs Tampa 11/07/21
Blocks	2	vs Montevallo 11/05/21
FG Made	4	vs Tampa 11/07/21
FG Attempts	7	vs Tampa 11/07/21
3FG Made	2	vs Tampa 11/07/21
3FG Attempts	5	vs Tampa 11/07/21
FT Attempts	1	vs Tampa 11/07/21

**LUBBOCK CHRISTIAN UNIVERSITY WOMEN'S BASKETBALL GAME NOTES**
**MADDOX, Maci**

WBBOW, Inc.

				Field Goals		3-Point		F-Throws		Rebounds										Scoring	
SEASON	TEAM	GP-GS	MIN/AVG	FG-FGA	FG%	3FG-3FGA	3FG%	FT-FTA	FT%	OFF	DEF	TOT	AVG	PF-FO	A	TO	BLK	STL	PTS	AVG	
2020-21	LCU	15-0	98/6.6	13-25	.520	3-8	.375	3-3	1.000	3	6	9	0.6	5-0	8	7	0	13	32	2.1	
2021-22	LCU	2-0	15/7.5	0-1	.000	0-0	.000	0-0	.000	0	0	0	0.0	0-0	1	0	0	1	0	0.0	
TOTAL		17-0	113/6.7	13-26	.500	3-8	.375	3-3	1.000	3	6	9	0.5	5-0	9	7	0	14	32	1.9	

**Single Game Highs**

Statistic	Value	
Points	7	vs Tex. A&M Int'l 01/23/21
Rebounds	2	at Texas-Tyler 01/02/21
Assists	2	vs St. Mary's (TX) 12/11/20, vs St. Mary's (TX) 12/12/20, vs Western N.M. 02/12/21
Steals	4	at Texas-Tyler 01/03/21
FG Made	2	vs Tex. A&M Int'l 01/23/21, at Texas-Tyler 01/02/21, vs St. Mary's (TX) 03/02/21
FG Attempts	3	4 times
3FG Made	1	vs St. Mary's (TX) 12/12/20, vs Midwestern St. 01/27/21, at Texas-Tyler 01/03/21
3FG Attempts	2	at Texas-Tyler 01/03/21
FT Made	3	vs Tex. A&M Int'l 01/23/21
FT Attempts	3	vs Tex. A&M Int'l 01/23/21

**ROBERTSON, Audrey**

				Field Goals		3-Point		F-Throws		Rebounds								Scoring		
SEASON	TEAM	GP-GS	MIN/AVG	FG-FGA	FG%	3FG-3FGA	3FG%	FT-FTA	FT%	OFF	DEF	TOT	AVG	PF-FO	A	TO	BLK	STL	PTS	AVG
2020-21	LCU	20-0	177/8.9	12-33	.364	3-14	.214	7-9	.778	17	7	24	1.2	14-0	11	12	0	9	34	1.7
2021-22	LCU	3-0	49/16.5	3-10	.300	0-3	.000	2-3	.667	0	1	1	0.3	2-0	1	1	0	1	8	2.7
TOTAL		23-0	226/9.8	15-43	.349	3-17	.176	9-12	.750	17	8	25	1.1	16-0	12	13	0	10	42	1.8

**Single Game Highs**

Statistic	Value	
Points	6	vs St. Mary's (TX) 12/11/20
Rebounds	4	at Texas-Tyler 01/02/21, at Texas-Tyler 01/03/21
Assists	6	at Texas-Tyler 01/02/21
Steals	2	at Texas-Tyler 01/02/21
FG Made	3	vs St. Mary's (TX) 12/11/20
FG Attempts	4	4 times
3FG Made	1	vs St. Mary's (TX) 12/12/20, vs Angelo St. 01/16/21, at Texas-Tyler 01/03/21
3FG Attempts	3	vs Angelo St. 01/16/21
FT Made	3	at Tex. Permian Basin 02/19/21
FT Attempts	3	at Tex. Permian Basin 02/19/21



**LUBBOCK CHRISTIAN UNIVERSITY WOMEN'S BASKETBALL GAME NOTES**
**ROBERTSON, Juliana**

				Field Goals		3-Point		F-Throws		Rebounds									Scoring	
SEASON	TEAM	GP-GS	MIN/AVG	FG-FGA	FG%	3FG-3FGA	3FG%	FT-FTA	FT%	OFF	DEF	TOT	AVG	PF-FO	A	TO	BLK	STL	PTS	AVG
2017-18	LCU	19-0	103/5.4	8-18	.444	0-2	.000	6-8	.750	10	26	36	1.9	14-0	8	17	2	5	22	1.2
2018-19	LCU	37-2	629/17.0	61-116	.526	3-12	.250	49-71	.690	50	92	142	3.8	56-0	53	47	16	26	174	4.7
2019-20	LCU	29-16	474/16.3	34-77	.442	4-12	.333	28-42	.667	33	93	126	4.3	54-1	39	33	22	12	100	3.4
2020-21	LCU	23-23	557/24.2	64-131	.489	4-20	.200	36-44	.818	40	94	134	5.8	55-1	55	36	15	26	168	7.3
2021-22	LCU	3-3	83/27.6	7-19	.368	2-4	.500	5-6	.833	2	16	18	6.0	11-1	4	10	1	0	21	7.0
TOTAL		111-44	1846/16.6	174-361	.482	13-50	.260	124-171	.725	135	321	456	4.1	190-3	159	143	56	69	485	4.4

**Single Game Highs**

Statistic	Value	
Points	16	vs Southwestern Okla. 03/15/21
Rebounds	12	vs Southwestern Okla. 11/16/19, vs Southwestern Okla. 03/15/21
Assists	8	vs St. Mary's (TX) 12/11/20
Steals	4	vs Tex. A&M-Commerce 03/06/21
Blocks	4	vs Southwestern Okla. 11/16/19
FG Made	6	vs Southwestern Okla. 03/15/21
FG Attempts	11	vs Southwestern Okla. 03/15/21
3FG Made	1	13 times
3FG Attempts	5	vs Western N.M. 02/12/21
FT Made	6	vs Tex. A&M Int'l 03/07/19, vs Midwestern St. 01/27/21
FT Attempts	8	vs Tex. A&M Int'l 03/07/19

**SCHULTE, Allie**

				Field Goals		3-Point		F-Throws		Rebounds										Scoring	
SEASON	TEAM	GP-GS	MIN/AVG	FG-FGA	FG%	3FG-3FGA	3FG%	FT-FTA	FT%	OFF	DEF	TOT	AVG	PF-FO	A	TO	BLK	STL	PTS	AVG	
2017-18	LCU	32-0	399/12.5	32-72	.444	13-36	.361	16-25	.640	15	37	52	1.6	29-0	36	20	2	23	93	2.9	
2018-19	LCU	37-36	1023/27.7	138-252	.548	60-116	.517	55-71	.775	33	78	111	3.0	59-0	110	77	10	67	391	10.6	
2019-20	LCU	31-31	859/27.7	148-291	.509	41-88	.466	44-56	.786	24	106	130	4.2	41-1	94	61	10	73	381	12.3	
2020-21	LCU	23-23	668/29.0	116-201	.577	31-65	.477	84-95	.884	20	74	94	4.1	31-1	83	35	8	66	347	15.1	
2021-22	LCU	3-3	97/32.2	15-26	.577	6-12	.500	9-10	.900	1	15	16	5.3	4-0	12	7	1	7	45	15.0	
TOTAL		126-93	3046/24.2	449-842	.533	151-317	.476	208-257	.809	93	310	403	3.2	164-2	335	200	31	236	1257	10.0	

**Single Game Highs**

Statistic	Value	
Points	24	vs Central Mo. 03/24/21
Rebounds	9	vs Southern Nazarene 11/29/19, vs St. Edward's 01/25/20
Assists	9	vs Colorado St.-Pueblo 11/10/18
Steals	6	vs Midwestern St. 01/27/21
Blocks	3	vs Tex. Permian Basin 02/20/21
FG Made	9	vs St. Edward's 01/25/20
FG Attempts	18	vs Angelo St. 01/11/20
3FG Made	6	at Texas-Tyler 01/03/21
3FG Attempts	7	6 times
FT Made	9	vs Drury 03/26/21
FT Attempts	10	vs Drury 03/26/21

**SPURGIN, Audrey**

				Field Goals		3-Point		F-Throws		Rebounds									Scoring	
SEASON	TEAM	GP-GS	MIN/AVG	FG-FGA	FG%	3FG-3FGA	3FG%	FT-FTA	FT%	OFF	DEF	TOT	AVG	PF-FO	A	TO	BLK	STL	PTS	AVG
2021-22	LCU	2-0	4/1.9	0-0	.000	0-0	.000	2-2	1.000	0	0	0	0.0	2-0	0	2	0	0	2	1.0
TOTAL		2-0	4/1.9	0-0	.000	0-0	.000	2-2	1.000	0	0	0	0.0	2-0	0	2	0	0	2	1.0

**Single Game Highs**

Statistic	Value	
Points	2	vs Montevallo 11/05/21
FT Made	2	vs Montevallo 11/05/21
FT Attempts	2	vs Montevallo 11/05/21

THE STAT CREW SYSTEM  
Lubbock Christian Individual Game-by-Game (as of Nov 12, 2021)  
All games

#00 Grace Foster

Opponent	Date	gs	min	Total		3-Pointers		Free throws		Rebounds				pf	a	t/o	blk	stl	pts	avg
				fg-fga	pct	3fg-fga	pct	ft-fta	pct	off	def	tot	avg							
vs Montevallo	11/05/21		18	3-6	.500	1-2	.500	0-0	.000	2	7	9	9.0	2	1	2	2	0	7	7.0
at Mont. St. Billings	11/06/21		7	0-0	.000	0-0	.000	0-0	.000	0	1	1	5.0	0	0	2	0	0	0	3.5
vs Tampa	11/07/21		19	4-7	.571	2-5	.400	0-1	.000	1	1	2	4.0	2	0	3	1	1	10	5.7
Totals		0	44	7-13	.538	3-7	.429	0-1	.000	3	9	12	4.0	4	1	7	3	1	17	5.7

Games played: 3  
Minutes/game: 14.7  
Points/game: 5.7  
FG Pct: 53.8  
3FG Pct: 42.9  
FT Pct: 0.0

Rebounds/game: 4.0  
Assists/game: 0.3  
Turnovers/game: 2.3  
Assist/turnover ratio: 0.1  
Steals/game: 0.3  
Blocks/game: 1.0

THE STAT CREW SYSTEM  
Lubbock Christian Individual Game-by-Game (as of Nov 12, 2021)  
All games

#01 Ashton Duncan

Opponent	Date	gs	min	Total		3-Pointers		Free throws		Rebounds				pf	a	t/o	blk	stl	pts	avg
				fg-fga	pct	3fg-fga	pct	ft-fla	pct	off	def	tot	avg							
vs Montevallo	11/05/21	*	30	4-12	.333	4-12	.333	0-0	.000	1	3	4	4.0	2	1	1	0	2	12	12.0
at Mont. St. Billings	11/06/21	*	37	7-11	.636	3-6	.500	5-6	.833	1	4	5	4.5	2	2	0	0	2	22	17.0
vs Tampa	11/07/21	*	31	4-9	.444	2-7	.286	0-0	.000	0	2	2	3.7	0	2	1	0	0	10	14.7
Totals			3	98	15-32	.469	9-25	.360	5-6	.833	2	9	11	3.7	4	5	2	0	44	14.7

Games played: 3  
Minutes/game: 32.7  
Points/game: 14.7  
FG Pct: 46.9  
3FG Pct: 36.0  
FT Pct: 83.3

Rebounds/game: 3.7  
Assists/game: 1.7  
Turnovers/game: 0.7  
Assist/turnover ratio: 2.5  
Steals/game: 1.3

THE STAT CREW SYSTEM  
Lubbock Christian Individual Game-by-Game (as of Nov 12, 2021)  
All games

#02 Maci Maddox

Opponent	Date	gs	min	Total		3-Pointers		Free throws		Rebounds				pf	a	t/o	blk	stl	pts	avg
				fg-fga	pct	3fg-fga	pct	ft-flt	pct	off	def	tot	avg							
vs Montevallo	11/05/21		10	0-1	.000	0-0	.000	0-0	.000	0	0	0	0.0	0	0	0	0	1	0	0.0
vs Tampa	11/07/21		5	0-0	.000	0-0	.000	0-0	.000	0	0	0	0.0	0	1	0	0	0	0	0.0
Totals		0	15	0-1	.000	0-0	.000	0-0	.000	0	0	0	0.0	0	1	0	0	1	0	0.0

Games played: 2  
Minutes/game: 7.5  
FG Pct: 0.0

Assists/game: 0.5  
Assist/turnover ratio: 99.9  
Steals/game: 0.5



THE STAT CREW SYSTEM  
Lubbock Christian Individual Game-by-Game (as of Nov 12, 2021)  
All games

#03 Audrey Robertson

Opponent	Date	gs	min	Total		3-Pointers		Free throws		Rebounds				pf	a	t/o	blk	stl	pts	avg
				fg-fga	pct	3fg-fga	pct	ft-fla	pct	off	def	tot	avg							
vs Montevallo	11/05/21		16	1-4	.250	0-1	.000	0-0	.000	0	0	0	0.0	1	0	0	0	1	2	2.0
at Mont. St. Billings	11/06/21		21	2-4	.500	0-1	.000	1-1	1.000	0	0	0	0.0	0	0	0	0	0	5	3.5
vs Tampa	11/07/21		13	0-2	.000	0-1	.000	1-2	.500	0	1	1	0.3	1	1	1	0	0	1	2.7
Totals		0	50	3-10	.300	0-3	.000	2-3	.667	0	1	1	0.3	2	1	1	0	1	8	2.7

Games played: 3  
Minutes/game: 16.7  
Points/game: 2.7  
FG Pct: 30.0  
3FG Pct: 0.0  
FT Pct: 66.7

Rebounds/game: 0.3  
Assists/game: 0.3  
Turnovers/game: 0.3  
Assist/turnover ratio: 1.0  
Steals/game: 0.3

THE STAT CREW SYSTEM  
Lubbock Christian Individual Game-by-Game (as of Nov 12, 2021)  
All games

#05 Laynee Burr

Opponent	Date	gs	min	Total		3-Pointers		Free throws		Rebounds				pf	a	t/o	blk	stl	pts	avg
				fg-fga	pct	3fg-fga	pct	ft-fla	pct	off	def	tot	avg							
vs Montevallo	11/05/21	*	31	4-10	.400	2-3	.667	0-0	.000	1	2	3	3.0	4	6	3	0	4	10	10.0
at Mont. St. Billings	11/06/21	*	36	1-6	.167	0-2	.000	3-6	.500	1	1	2	2.5	1	3	0	0	2	5	7.5
vs Tampa	11/07/21	*	33	6-10	.600	2-4	.500	4-4	1.000	0	3	3	2.7	3	2	1	0	1	18	11.0
Totals		3	100	11-26	.423	4-9	.444	7-10	.700	2	6	8	2.7	8	11	4	0	7	33	11.0

Games played: 3  
Minutes/game: 33.3  
Points/game: 11.0  
FG Pct: 42.3  
3FG Pct: 44.4  
FT Pct: 70.0

Rebounds/game: 2.7  
Assists/game: 3.7  
Turnovers/game: 1.3  
Assist/turnover ratio: 2.8  
Steals/game: 2.3

THE STAT CREW SYSTEM  
Lubbock Christian Individual Game-by-Game (as of Nov 12, 2021)  
All games

#12 Savannah Sumrall

Opponent	Date	gs	min	Total		3-Pointers		Free throws		Rebounds				pf	a	t/o	blk	stl	pts	avg
				fg-fga	pct	3fg-fga	pct	ft-fla	pct	off	def	tot	avg							
vs Montevallo	11/05/21		2	0-0	.000	0-0	.000	0-0	.000	0	0	0	0.0	0	0	0	0	0	0	0.0
Totals		0	2	0-0	.000	0-0	.000	0-0	.000	0	0	0	0.0	0	0	0	0	0	0	0.0

Games played: 1  
Minutes/game: 2.0

THE STAT CREW SYSTEM  
Lubbock Christian Individual Game-by-Game (as of Nov 12, 2021)  
All games

# 14 Channing Cunyus

Opponent	Date	gs	min	Total		3-Pointers		Free throws		Rebounds				pf	a	t/o	blk	stl	pts	avg
				fg-fga	pct	3fg-fga	pct	ft-fla	pct	off	def	tot	avg							
vs Montevallo	11/05/21	*	21	3-3	1.000	2-2	1.000	0-0	.000	1	1	2	2.0	3	2	1	1	1	8	8.0
at Mont. St. Billings	11/06/21	*	35	5-11	.455	2-5	.400	0-0	.000	0	1	1	1.5	0	2	1	0	3	12	10.0
vs Tampa	11/07/21	*	25	1-4	.250	0-3	.000	0-0	.000	1	4	5	2.7	1	2	1	0	1	2	7.3
Totals		3	81	9-18	.500	4-10	.400	0-0	.000	2	6	8	2.7	4	6	3	1	5	22	7.3

Games played: 3  
Minutes/game: 27.0  
Points/game: 7.3  
FG Pct: 50.0  
3FG Pct: 40.0

Rebounds/game: 2.7  
Assists/game: 2.0  
Turnovers/game: 1.0  
Assist/turnover ratio: 2.0  
Steals/game: 1.7  
Blocks/game: 0.3



THE STAT CREW SYSTEM  
Lubbock Christian Individual Game-by-Game (as of Nov 12, 2021)  
All games

#15 Shaylee Stovall

Opponent	Date	gs	min	Total		3-Pointers		Free throws		Rebounds				pf	a	t/o	blk	stl	pts	avg
				fg-fga	pct	3fg-fga	pct	ft-fla	pct	off	def	tot	avg							
vs Montevallo	11/05/21		6	0-1	.000	0-1	.000	0-0	.000	0	0	0	0.0	1	0	0	0	0	0	0.0
vs Tampa	11/07/21		3	0-0	.000	0-0	.000	0-0	.000	0	0	0	0.0	0	0	0	0	0	0	0.0
Totals		0	9	0-1	.000	0-1	.000	0-0	.000	0	0	0	0.0	1	0	0	0	0	0	0.0

Games played: 2  
Minutes/game: 4.5  
FG Pct: 0.0  
3FG Pct: 0.0

THE STAT CREW SYSTEM  
Lubbock Christian Individual Game-by-Game (as of Nov 12, 2021)  
All games

#20 Carli Bostwick

Opponent	Date	gs	min	Total		3-Pointers		Free throws		Rebounds				pf	a	t/o	blk	stl	pts	avg
				fg-fga	pct	3fg-fga	pct	ft-flt	pct	off	def	tot	avg							
vs Montevallo	11/05/21		1	0-0	.000	0-0	.000	0-0	.000	0	1	1	1.0	0	0	0	0	0	0	0.0
Totals		0	1	0-0	.000	0-0	.000	0-0	.000	0	1	1	1.0	0	0	0	0	0	0	0.0

Games played: 1  
Minutes/game: 1.0

Rebounds/game: 1.0

THE STAT CREW SYSTEM  
Lubbock Christian Individual Game-by-Game (as of Nov 12, 2021)  
All games

#21 Allie Schulte

Opponent	Date	gs	min	Total		3-Pointers		Free throws		Rebounds				pf	a	t/o	blk	stl	pts	avg	
				fg-fga	pct	3fg-fga	pct	ft-fta	pct	off	def	tot	avg								
vs Montevallo	11/05/21	*	30	8-11	.727	3-5	.600	0-0	.000	0	5	5	5.0	0	5	2	0	2	19	19.0	
at Mont. St. Billings	11/06/21	*	34	4-10	.400	2-5	.400	6-6	1.000	1	6	7	6.0	3	3	5	0	2	16	17.5	
vs Tampa	11/07/21	*	32	3-5	.600	1-2	.500	3-4	.750	0	4	4	5.3	1	4	0	1	3	10	15.0	
Totals			3	96	15-26	.577	6-12	.500	9-10	.900	1	15	16	5.3	4	12	7	1	7	45	15.0

Games played: 3  
Minutes/game: 32.0  
Points/game: 15.0  
FG Pct: 57.7  
3FG Pct: 50.0  
FT Pct: 90.0

Rebounds/game: 5.3  
Assists/game: 4.0  
Turnovers/game: 2.3  
Assist/turnover ratio: 1.7  
Steals/game: 2.3  
Blocks/game: 0.3

THE STAT CREW SYSTEM  
Lubbock Christian Individual Game-by-Game (as of Nov 12, 2021)  
All games

#22 Juliana Robertson

Opponent	Date	gs	min	Total		3-Pointers		Free throws		Rebounds				pf	a	t/o	blk	stl	pts	avg	
				fg-fga	pct	3fg-fga	pct	ft-fla	pct	off	def	tot	avg								
vs Montevallo	11/05/21	*	24	2-9	.222	1-3	.333	4-4	1.000	0	6	6	6.0	4	3	2	0	0	9	9.0	
at Mont. St. Billings	11/06/21	*	25	3-4	.750	0-0	.000	1-2	.500	1	4	5	5.5	5	0	4	1	0	7	8.0	
vs Tampa	11/07/21	*	34	2-6	.333	1-1	1.000	0-0	.000	1	6	7	6.0	2	1	4	0	0	5	7.0	
Totals			3	83	7-19	.368	2-4	.500	5-6	.833	2	16	18	6.0	11	4	10	1	0	21	7.0

Games played: 3  
Minutes/game: 27.7  
Points/game: 7.0  
FG Pct: 36.8  
3FG Pct: 50.0  
FT Pct: 83.3

Rebounds/game: 6.0  
Assists/game: 1.3  
Turnovers/game: 3.3  
Assist/turnover ratio: 0.4  
Blocks/game: 0.3

THE STAT CREW SYSTEM  
Lubbock Christian Individual Game-by-Game (as of Nov 12, 2021)  
All games

#23 Brylee Winfrey

Opponent	Date	gs	min	Total		3-Pointers		Free throws		Rebounds				pf	a	t/o	blk	stl	pts	avg
				fg-fga	pct	3fg-fga	pct	ft-fla	pct	off	def	tot	avg							
vs Montevallo	11/05/21		2	0-0	.000	0-0	.000	0-0	.000	0	0	0	0.0	0	0	1	1	0	0	0.0
Totals		0	2	0-0	.000	0-0	.000	0-0	.000	0	0	0	0.0	0	0	1	1	0	0	0.0

Games played: 1  
Minutes/game: 2.0

Turnovers/game: 1.0  
Blocks/game: 1.0



THE STAT CREW SYSTEM  
Lubbock Christian Individual Game-by-Game (as of Nov 12, 2021)  
All games

#30 Audrey Spurgin

Opponent	Date	gs	min	Total		3-Pointers		Free throws		Rebounds				pf	a	t/o	blk	stl	pts	avg
				fg-fga	pct	3fg-fga	pct	ft-fla	pct	off	def	tot	avg							
vs Montevallo	11/05/21		3	0-0	.000	0-0	.000	2-2	1.000	0	0	0	0.0	0	0	1	0	0	2	2.0
vs Tampa	11/07/21		1	0-0	.000	0-0	.000	0-0	.000	0	0	0	0.0	2	0	1	0	0	0	1.0
Totals		0	4	0-0	.000	0-0	.000	2-2	1.000	0	0	0	0.0	2	0	2	0	0	2	1.0

Games played: 2  
Minutes/game: 2.0  
Points/game: 1.0  
FT Pct: 100.0

Turnovers/game: 1.0

THE STAT CREW SYSTEM  
Lubbock Christian Individual Game-by-Game (as of Nov 12, 2021)  
All games

#34 Whitney Cox

Opponent	Date	gs	min	Total		3-Pointers		Free throws		Rebounds				pf	a	t/o	blk	stl	pts	avg
				fg-fga	pct	3fg-fga	pct	ft-fla	pct	off	def	tot	avg							
vs Montevallo	11/05/21		6	0-2	.000	0-0	.000	0-0	.000	0	1	1	1.0	1	1	0	1	0	0	0.0
at Mont. St. Billings	11/06/21		5	0-0	.000	0-0	.000	0-0	.000	0	0	0	0.5	1	0	1	0	0	0	0.0
vs Tampa	11/07/21		4	0-1	.000	0-0	.000	0-0	.000	0	0	0	0.3	2	0	1	0	0	0	0.0
Totals		0	15	0-3	.000	0-0	.000	0-0	.000	0	1	1	0.3	4	1	2	1	0	0	0.0

Games played: 3  
Minutes/game: 5.0  
FG Pct: 0.0

Rebounds/game: 0.3  
Assists/game: 0.3  
Turnovers/game: 0.7  
Assist/turnover ratio: 0.5  
Blocks/game: 0.3

THE STAT CREW SYSTEM  
Lubbock Christian Individual Game-by-Game (as of Nov 12, 2021)  
All games

#TM TEAM

Opponent	Date	gs	min	Total		3-Pointers		Free throws		Rebounds				pf	a	t/o	blk	stl	pts	avg
				fg-fga	pct	3fg-fga	pct	ft-fla	pct	off	def	tot	avg							
vs Montevallo	11/05/21		0	0-0	.000	0-0	.000	0-0	.000	1	3	4	4.0	0	0	0	0	0	0	0.0
at Mont. St. Billings	11/06/21		0	0-0	.000	0-0	.000	0-0	.000	1	3	4	4.0	0	0	0	0	0	0	0.0
vs Tampa	11/07/21		0	0-0	.000	0-0	.000	0-0	.000	0	2	2	3.3	0	0	1	0	0	0	0.0
Totals		0	0	0-0	.000	0-0	.000	0-0	.000	2	8	10	3.3	0	0	1	0	0	0	0.0

Games played: 3

Rebounds/game: 3.3

Turnovers/game: 0.3



## OPPONENT BREAKDOWN

### Colorado Christian (0-0, 0-0)



Location: Lakewood, Colo.  
Enrollment: 8,579  
Head Coach: Diane Thompson  
Assistant: Carissa Ratliff

## ALL-TIME MEETINGS

Date	Winner	Score
12/4/93	CCU (H)	72-55

A - road team won  
H - home team won

## ROSTER

#	Full Name	Pos	Ht.	Yr.	Hometown / High School
1	Haley Hanson	G	5-8	Jr.	Camas, WA / Northwest Nazarene University
2	Grace Field	F	5-10	So.	Albany, NY / Holy Names
3	Tessa Hauser	F	6-3	Fr.	Norton, KS / Norton Community HS
5	Jordyn Brown	G	5-9	Jr.	Clovis, CA / Arkansas State
10	Agnes Paul	F	6-2	So.	Nigeria / University of Delaware
11	Lourdes Gonzalez	F	5-11	Sr.	Mazatlan, Mexico /
13	Sydney Daniels	G	5-8	So.	Highlands Ranch, CO / Regis University
14	Sophia Karasinski	G	5-10	Jr.	Grand Rapids, MI / Central Michigan University
20	Molly VandenBrink	F	5-10	Jr.	Bellevue, WA / Bellevue HS
21	Emily Blackmon	G	5-6	So.	Houston, TX / Second Baptist High School
22	Megan Kamps	F	6-1	Jr.	Manhattan, MT / Southern Utah University
24	Mia Guest	G	5-8	Fr.	Los Lunas, NM / Los Lunas HS
33	India Cole	F	5-11	So.	Castle Rock, CO / Castle View HS
34	Christen Curry	G	5-6	Sr.	Olathe, KS / Johnson County CC
52	Angela Neyland	F	5-10	Jr.	Aurora, CO / Central Wyoming College

## 2020-21 TEAM STATISTICS

Overall Record: 5-13 Conf: 5-13 Home: 4-5 Away: 1-8 Neutral: 0-0

#	Player	GP-GS	MIN	AVG	FG		3PT		FT		Rebounds				PF	DQ	A	TO	BLK	STL	PTS	AVG
					FG-FGA	FG%	3FG-FGA	3FG%	FT-FTA	FT%	OFF	DEF	TOT	AVG								
21	Hurlbut, Brooklyn	18-18	555	30.8	82-176	.466	15-41	.366	50-73	.685	26	103	129	7.2	52	0	24	43	4	23	229	12.7
10	Gonzalez, Lourdes	12-10	365	30.4	51-108	.472	0-0	.000	35-61	.574	28	59	87	7.3	33	0	21	30	4	14	137	11.4
01	Ferris, Taylor	4-1	93	23.3	13-26	.500	0-2	.000	12-15	.800	5	12	17	4.3	11	1	2	9	0	4	38	9.5
02	Christy, Olivia	18-18	573	31.8	42-150	.280	23-81	.284	21-27	.778	4	31	35	1.9	32	0	28	39	3	15	128	7.1
00	Nunez, Sam	18-13	446	24.8	48-176	.273	12-76	.158	15-30	.500	17	57	74	4.1	32	0	29	28	8	26	123	6.8
12	Walker, McClain	18-3	281	15.6	32-101	.317	14-47	.298	14-22	.636	5	21	26	1.4	16	0	21	22	0	10	92	5.1
30	Curry, Christen	17-4	259	15.2	30-85	.353	0-4	.000	15-18	.833	16	10	26	1.5	24	1	7	19	0	9	75	4.4
50	Kemmer, Mara	18-11	353	19.6	21-51	.412	19-42	.452	3-3	1.000	8	23	31	1.7	23	0	22	10	2	19	64	3.6
15	Wade, Riley	8-1	96	12.0	8-22	.364	3-10	.300	4-6	.667	4	8	12	1.5	3	0	3	7	0	3	23	2.9
20	VandenBrink, Molly	16-5	260	16.3	9-30	.300	0-1	.000	18-28	.643	8	21	29	1.8	29	1	4	11	1	11	36	2.3
42	Gumber, Brooke	17-6	203	11.9	12-32	.375	0-0	.000	4-8	.500	6	22	28	1.6	20	0	1	10	6	3	28	1.6
32	Field, Grace	12-0	55	4.6	4-9	.444	1-1	1.000	3-3	1.000	8	9	17	1.4	7	0	2	4	0	2	12	1.0
23	Morgan, Denvia	15-0	58	3.9	2-26	.077	1-15	.067	3-4	.750	1	1	2	0.1	5	0	1	2	0	2	8	0.5
40	Blackmon, Emily	2-0	2	1.0	0-0	.000	0-0	.000	0-0	.000	0	0	0	0.0	0	0	0	0	0	0	0	0.0
24	Fournier, Julie	2-0	1	0.5	0-0	.000	0-0	.000	0-0	.000	0	1	1	0.5	0	0	0	0	0	0	0	0.0
Total		18	3600	200.0	354-992	.357	88-320	.275	197-298	.661	152	419	571	31.7	287	3	165	246	28	141	993	55.17
Opponents			3600	200.0	442-1031	.429	114-333	.342	178-250	.712	193	508	701	38.9	287	3	232	263	33	121	1176	65.33

## 2020-2021 RESULTS

Conf	Date	Opponent	W/L
*	12/04/20	at Colorado Mesa	L
*	12/12/20	FORT LEWIS	L
*	12/15/20	at MSU Denver	L
*	12/19/20	SOUTH DAKOTA MINES	W
*	01/03/21	ADAMS ST.	W
*	01/08/21	at Fort Lewis	L
*	01/09/21	at Western Colo.	L
*	01/16/21	COLORADO MESA	L
*	01/17/21	WESTMINSTER (UT)	L
*	01/23/21	UC-COLO. SPRINGS	L
*	01/30/21	at Black Hills St.	L
*	02/06/21	at Colo. Sch. of Mines	L
*	02/13/21	at South Dakota Mines	L
*	02/16/21	COLORADO ST.-PUEBLO	L
*	02/18/21	at UC-Colo. Springs	W
*	02/22/21	at Regis (CO)	L
*	02/26/21	BLACK HILLS ST.	W
*	02/27/21	CHADRON ST.	W

\* = Conference game



## OPPONENT BREAKDOWN

### Colorado State-Pueblo (0-0)



Location: Pueblo, Colo.  
Enrollment: 3,633  
Head Coach: Tommie Johnson  
Assistant Coach: Jalen Little

## ALL-TIME MEETINGS (LCU leads 6-4)

Date	Winner	Score
12/9/88	LCU (H)	58-56
12/8/89	CSU-P (H)	73-72
12/7/02	LCU (H)	90-82
12/3/04	CSU-P (H)	79-67
12/2/05	CSU-P (H)	72-64
11/13/15	LCU (R)	68-43
11/12/16	CSU-P (N1)	65-61
11/10/17	LCU (N2)	57-52
11/9/18	LCU (H)	78-74
11/8/19	LCU (A)	77-60

(H) - Home team won  
(R) - Road team won  
(N1) - Neutral Site Game in Denver, Colo.  
(N2) - Neutral Site Game in Commerce, Texas

### LCU SERIES HIGHS (SINCE 2008)

<b>Points:</b>	90	at LCU 12/7/02
<b>Individual Points:</b>	22	Olivia Robertson 11/10/18
<b>Field Goal %:</b>	.500	at CSU-P 11/13/15
<b>Indiv. FG made:</b>	8	Olivia Robertson 11/12/16
<b>Three-pointers:</b>	11	at CSU-P 11/8/19
<b>Individual "3's":</b>	4	Two Tied
<b>Rebounds:</b>	47	at CSU-P 11/13/15
<b>Individual Reb:</b>	10	Nicole Hampton 11/13/15
<b>Assists:</b>	22	vs CSU-P 11/10/18
<b>Individual Assists:</b>	9	Allie Schulte 11/10/18
<b>Blocks:</b>	6	at CSU-P 11/13/15
<b>Individual Blocks:</b>	3	Tess Bruffey 11/13/15

## ROSTER

#	Name	Pos.	Year	Ht.	Hometown / High School	Previous School
0	Ro Dominguez	G	Jr.	5-7	Denver, Colo. /	
1	Kianna Lemons	G	Fr.	5-6	Colo. Springs, Colo. / Sand Creek HS	
2	JaNaiya Davis	G	Jr.	5-7	Hewitt, Texas / Midway HS	
3	Sydni Williams	F/C	Sr.	6-2	Little Rock, Ark. / Parkview Magnet HS	Three Rivers CC
4	Torie Bass	G	Fr.	5-4	Fountain, Colo. /	
5	Caleese Ramirez	G	Jr.	6-0	Thornton, Colo. /	
10	Morgan Dial	SG	Jr.	5-7	Denver City, Texas / Denver City HS	Western Tex. Coll.
13	Tomia Johnson	G	So.	5-6	Colorado Springs, Colo. /	
14	Jalen Long	SG	So.	5-5	Moreno Valley, Calif. / Valley View HS	Eastern Ariz. Coll.
15	Alisha Davis	F	Jr.	6-1	Aurora, Colo. /	
21	Kansas Watts	G/F	Jr.	5-10	Houston, Texas / Episcopal HS	
22	Amaya Lewis	G	Jr.	5-8	Hobbs, N.M. / Hobbs HS	New Mexico JC
23	Jadyn Ross	SG	Fr.	5-10	Aurora, Colo. / Eaglecrest HS	
24	Daeja Johnson	G	Fr.	5-9	Queen Creek, Ariz. /	
32	Jazzy Hughes	PF	Sr.	6-0	Tucson, Ariz. / Mountain View HS	Purdue Ft. Wayne
34	Aubriana Noti	F	Jr.	6-1	Colorado Springs, Colo. / Doherty HS	Univ. Utah
40	Reilly Dunn	F/C	Jr.	6-2	Fort Collins, Colo. / Fossil Ridge HS	South Plains Coll.

## TEAM STATISTICS (20-21 FINAL)

Overall Record: 3-13 Conf: 3-13 Home: 1-5 Away: 2-8 Neutral: 0-0

#	Player	GP-GS	MIN	AVG	FG		3PT		FT		Rebounds		PF	DQ	A	TO	BLK	STL	PTS	AVG		
					FG-FA	FG%	3FG-3FA	3FG%	FT-FTA	FT%	OFF	DEF	TO									
03	Williams, Sydni	16-16	408	25.5	67-169	.396	11-44	.250	59-75	.787	48	58	106	6.6	50	1	7	40	13	12.8	12.8	
02	Davis, JaNaiya	16-16	615	38.4	69-175	.394	9-40	.225	34-38	.895	30	75	105	6.6	38	1	89	19	48	18.1	11.3	
34	Noti, Aubriana	15-15	393	26.2	62-120	.517	0-0	.000	23-37	.622	36	66	102	6.8	46	2	4	38	14	11	9.8	
32	Hughes, Jazzy	16-7	440	27.5	47-103	.456	10-29	.345	18-27	.667	14	57	71	4.4	31	1	22	29	8	12.2	7.6	
14	Long, Jalen	16-7	401	25.1	33-112	.295	22-72	.306	8-11	.727	3	20	23	1.4	34	2	13	23	2	15	9.6	
10	Dial, Morgan	16-13	303	18.9	22-82	.268	22-74	.297	0-0	.000	6	16	22	1.4	20	0	7	15	0	9	6.6	4.1
12	Nelson, Andrea	11-6	149	13.5	14-43	.326	9-33	.273	4-6	.667	4	9	13	1.2	6	0	6	9	0	5	4.1	3.7
21	Watts, Kansas	16-0	223	13.9	22-51	.431	0-0	.000	15-27	.556	21	17	38	2.4	22	0	3	9	4	10	59	3.7
22	Robinson, Aubrey	5-0	76	15.2	7-22	.318	3-10	.300	1-2	.500	2	2	4	0.8	5	0	1	2	0	3	18	3.6
01	Lemons, Kianna	11-0	99	9.0	8-27	.296	3-17	.176	10-11	.909	3	7	10	0.9	9	0	4	6	0	5	29	2.6
11	Craft, Danielle	3-0	30	10.0	2-11	.182	1-9	.111	0-0	.000	0	2	2	0.7	3	0	1	1	0	1	5	1.7
40	Till, Ellie	4-0	8	2.0	0-3	.000	0-2	.000	2-2	1.000	1	2	3	0.8	0	0	0	0	0	0	2	0.5
40	Dunn, Reilly	5-0	39	7.8	1-5	.200	0-0	.000	0-2	.000	3	3	6	1.2	2	0	0	2	1	1	2	0.4
24	Diaz, Hanna	4-0	16	4.0	0-2	.000	0-1	.000	0-0	.000	0	1	1	0.3	1	0	1	2	0	0	0	0.0
Total		16	3200	200.0	354-925	.383	90-331	.272	174-238	.731	191	353	544	34.0	267	7	158	232	61	135	97.2	60.75
Opponents			3200	200.0	366-862	.425	118-309	.382	200-270	.741	158	393	551	34.4	231	2	209	232	42	118	1050	65.63

## 2020-2021 RESULTS

Conf	Date	Opponent	W/L	Score
*	12/10/20	at Adams St.	L	61-62
*	12/18/20	WESTMINSTER (UT)	L	51-64
*	12/19/20	COLORADO MESA	L	67-81
*	01/16/21	UC-COLO. SPRINGS	W	62-50
*	01/19/21	at MSU Denver	L	54-72
*	01/22/21	FORT LEWIS	L	52-57
*	01/23/21	WESTERN COLO.	L	73-83
*	01/29/21	at Colo. Sch. of Mines	L	50-61
*	01/30/21	at Regis (CO)	L	66-77
*	02/02/21	at South Dakota Mines	L	65-73
*	02/06/21	BLACK HILLS ST.	L	54-64
*	02/08/21	at UC-Colo. Springs	W	66-56
*	02/13/21	at Westminster (UT)	L	64-74
*	02/16/21	at Western Christian	W	70-51
*	02/19/21	at Western Colo.	L	57-62
*	02/20/21	at Fort Lewis	L	60-63

\* = Conference game

## SINGLE-SEASON RECORDS

## Points Scored:

657	Beth Capps	1996-97
574	Beth Capps	1995-96
562	Kelsey Canavan	2011-12
560	Jordan Hampton	2006-07
543	Olivia Robertson	2018-19

## Points Per Game Average:

22.7	Beth Capps	1996-97
20.0	Kechia Mason	1997-98
19.9	Burgundy Bass	1989-90
18.7	Nettie Gilbreath	1986-87

## Field Goals Attempted:

516	Tonya Ivie	1981-82
492	Beth Capps	1995-96
435	Darla Lynch	1980-81
429	Kelsey Canavan	2011-12
425	Beth Capps	1996-97

## Field Goals Made:

237	Beth Capps	1996-97
236	Kelsey Canavan	2011-12
217	Tonya Ivie	1981-82
210	Beth Capps	1995-96
202	Mamy N'Kolomoni	2000-01

## Field Goal Percentage (Min. 300 Att.):

.580	Nicole Hampton	2015-16
.561	Roberta Ross	1986-87
.558	Beth Capps	1996-97
.556	Tess Bruffey	2015-16
.554	Carol Hise	1990-91

## Assists:

221	Krista Lent	1990-91
211	Nicole Hampton	2015-16
197	Sierra Lovorn	2007-08
192	Nicole Hampton	2012-13
189	Krista Lent	1989-90

## Three Pointers Attempted:

216	Kelsey Hoppel	2015-16
203	Angie Taylor	1997-98
188	Sierra Lovorn	2007-08
182	Ashton Duncan	2019-20
180	Lauren Abbott	2004-05

## Three Pointers Made:

90	Kelsey Hoppel	2015-16
79	Ashton Duncan	2019-20
74	Kelsey Hoppel	2012-13
74	Jordan Hampton	2007-08
74	Angie Taylor	1997-98

## Three Point Percentage (Min. 100 Att.):

.517	Allie Schulte	2018-19
.497	Jordan Hampton	2007-08
.469	Kelsey Hoppel	2013-14
.466	Jordan Hampton	2006-07
.463	Bailey Haist	2014-15

## Steals:

115	Krista Lent	1990-91
107	Nicole Hampton	2015-16
105	Sherry Blackwell	1990-91
102	Tina Phillips	1991-92
99	Selestine Hurst	1996-97

## Free Throws Attempted:

228	Mamy N'Kolomoni	2001-02
212	Beth Capps	1996-97
211	Carolyn Manning	2007-08
201	Emily Pool (Atkins)	2010-11
197	Emily Pool (Atkins)	2011-12

## Free Throws Made:

177	Carolyn Manning	2007-08
166	Beth Capps	1996-97
157	Emily Pool (Atkins)	2011-12
156	Jordan Hampton	2006-07
153	Mamy N'Kolomoni	2001-02

## Free Throw Percentage (Min. 50 Att.):

.938	Kelsey Hoppel	2013-14
.924	Nicole Hampton	2011-12
.922	Caitlyn Cunyus	2017-18
.921	Nicole Hampton	2012-13
.913	Brittany Roberts (Hampton)	2011-12

## Blocked Shots:

129	Tess Bruffey	2017-18
113	Kellyn Schneider	2014-15
108	Tess Bruffey	2016-17
91	Kellyn Schneider	2015-16
86	Tess Bruffey	2014-15

## Rebounds:

310	Nicole Hampton	2012-13
288	Kellyn Schneider	2014-15
282	Carolyn Manning	2007-08
281	Tess Bruffey	2017-18
278	Darla Lynch	1981-82

## Rebounds Per Game:

10.5	Laura Geurin	1983-84
10.3	Kellyn Schneider	2014-15
10.1	Nettie Gilbreath	1986-87
9.9	Darla Lynch	1981-82
9.2	Mamy N'Kolomoni	2000-01

## CAREER RECORDS

## Points Scored:

1,796	Nicole Hampton	2011-16
1,773	Beth Capps	1995-97
1,767	Jordan Hampton	2005-09
1,728	Tess Bruffey	2014-18
1,725	Emily Pool (Atkins)	2010-14

## Points Per Game Average:

17.1	Nettie Gilbreath	1985-87
16.1	Beth Capps	1993-97
15.8	Burgundy Bass	1987-90
15.4	Darla Lynch	1979-83

## Field Goals Attempted:

1,387	Darla Lynch	1979-83
1,352	Tess Bruffey	2014-18
1,316	Beth Capps	1993-97
1,278	Mamy N'Kolomoni	1998-02
1,213	Emily Pool (Atkins)	2010-14

## Field Goals Made:

640	Beth Capps	1993-97
631	Tess Bruffey	2014-18
628	Mamy N'Kolomoni	1998-02
590	Nicole Hampton	2011-16
588	Darla Lynch	1979-83

## Field Goal Percentage (Min. 700 Att.):

.585	Haley Fowler	416-711
.547	Kelsey Canavan	416-760
.540	Nicole Hampton	590-1093
.511	Roberta Ross	362-709
.510	Maddi Chitsey	503-987

## Assists:

659	Nicole Hampton	2011-16
633	Sierra Lovorn (Wilcox)	2005-09
439	Haley Burton	2010-15
397	Brittany Roberts (Hampton)	2008-12
363	Jessica Dahlstrom	1992-96

## Three Pointers Attempted:

672	Sierra Lovorn (Wilcox)	2005-09
646	Kelsey Hoppel	2011-16
560	Jordan Hampton	2005-09
559	Haley Burton	2010-15
534	Angie Taylor	1996-00

## Three Pointers Made:

272	Kelsey Hoppel	2011-16
248	Jordan Hampton	2005-09
234	Sierra Lovorn (Wilcox)	2005-09
204	Haley Burton	2010-15
195	Ashton Duncan	2017-->

## Three Point Percentage (Min. 200 Att.):

.443	Jordan Hampton	192-407
.421	Kelsey Hoppel	272-646
.407	Brittany Roberts (Hampton)	154-378
.407	Bailey Haist	148-364
.391	Lindsay Reeves	83-212

## Steals:

330	Nicole Hampton	2011-16
271	Sherry Brown	1979-83
236	Allie Schulte	2016-->
235	Sherry Blackwell	1988-91
226	Tabitha Qubty-Sellers	2000-04

## Free Throws Attempted:

725	Emily Pool (Atkins)	2010-14
706	Mamy N'Kolomoni	1998-02
586	Beth Capps	1993-97
560	Nicole Hampton	2011-16
519	Jordan Hampton	2005-09

## Free Throws Made:

565	Emily Pool (Atkins)	2010-14
510	Nicole Hampton	2011-16
459	Brittany Roberts (Hampton)	2008-12
456	Mamy N'Kolomoni	1998-02
449	Jordan Hampton	2005-09

## Free Throw Percentage (Min. 100 Att.):

.911	Nicole Hampton	510-560
.874	Brittany Roberts (Hampton)	458-525
.873	Olivia Robertson	282-323
.865	Jordan Hampton	449-519
.848	Severyn Smith	224-264

## Blocked Shots:

396	Tess Bruffey	2014-18
204	Kellyn Schneider	2014-16
174	Suzanne Copeland	1988-92
149	Maddi Chitsey	2016-20
122	Candace Clenney	2002-06

## Rebounds:

1,053	Nicole Hampton	2011-16
911	Mamy N'Kolomoni	1998-02
845	Tess Bruffey	2014-18
838	Darla Lynch	1979-83
732	Carol Hise	1990-94

## Rebounds Per Game:

9.39	Nettie Gilbreath	1985-87
8.38	Darla Lynch	1979-83
8.10	Nicole Hampton	2011-16
8.09	Kellyn Schneider	2014-16
7.92	Sharon Marion	1984-86

## SINGLE GAME TEAM RECORDS

Points Scored:	
Lady Chaps:	125 vs Whittier College (12/28/94)
Opponents:	110 Panhandle State (2/11/93)
Individual:	38 Beth Capps (1/22/96)
Field Goals Made:	
Lady Chaps:	52 vs Whittier College (1/28/94)
Opponents:	44 Midwestern State (1/9/87)
Individual:	16 Nettie Gilbreath (1/10/87), Beth Capps (11/22/96 & 2/1/96)
Field Goals Attempted:	
Lady Chaps:	94 vs McMurry (2/26/82)
Opponents:	95 Bishop College (1/7/82)
Individual:	29 Beth Capps (2/1/96)
Field Goal Percentage:	
Lady Chaps:	.692 (36-52) vs Eastern New Mexico (11/29/14)
Opponents:	.714 Panhandle State (1/15/90)
Three Pointers Made:	
Lady Chaps:	18 vs Oklahoma Panhandle State (2/18/17)
Opponents:	16 Cameron (12/19/19)
Individual:	8 - Ashton Duncan (12/11/20) , Bailey Haist (1/2/17)
Three Pointers Attempted:	
Lady Chaps:	44 vs Oklahoma City (12/10/15)
Opponents:	41 Whittier College (12/28/94)
Individual:	19 Burgundy Bass (1/18/90)
Three Pointer Percentage:	
Lady Chaps:	.667 (12-18) vs Western New Mexico (11/17/17)
Opponents:	.700 (14-20) Southern Nazarene (1/31/08)
Free Throws Made:	
Lady Chaps:	40 vs Panhandle State (1/26/84)
Opponents:	38 St. Gregory's (2/2/02)
Individual:	15 Nicole Hampton (1/14/16)
Free Throws Attempted:	
Lady Chaps:	51 vs Panhandle State (2/11/93)
Opponents:	46 - 2 times
Individual:	17 Becky Hinojos (2/11/93), Mamy N'Kolomoni (3/1/02) and Nicole Hampton (1/14/16)
Free Throw Percentage:	
Lady Chaps:	1.000 (22-22) vs. Newman (2/15/18)
Opponents:	1.000 (21-21) St. Edward's (2/25/17)
Individual:	1.000 (14-14) Nicole Hampton (1/16/14)
Rebounds:	
Lady Chaps:	73 - 2 times (last: vs. Dallas Christian 12/31/09)
Opponents:	73 McMurry (1/23/82)
Individual:	20 Mamy N'Kolomoni (2/24/01)
Assists:	
Lady Chaps:	39 vs McMurry (1/17/89)
Opponents:	29 McMurry (1/11/88)
Individual:	13 Sierra Lovorn (2/10/07)
Steals:	
Lady Chaps:	38 vs McMurry (11/12/91)
Opponents:	27 St. Edwards (11/13/87)
Individual:	12 Tina Phillips (11/12/91)
Blocks:	
Lady Chaps:	17 vs. Okla. Panhandle St. (1/19/15) vs. Hardin-Simmons (2/19/91)
Individual:	10 Tess Bruffey - 3 times (12/13/14, 11/26/16, 2/9/17)
Turnovers:	
Lady Chaps:	40 vs. McMurry (2/23/80)
Opoonents:	41 Howard Payne (11/12/90)

## RIP GRIFFIN CENTER RECORDS

### Lady Chap Team Records

<b>Points:</b>	113 vs Northern New Mexico (11/7/09)
<b>Field Goals:</b>	49 vs Dallas Christian (11/4/08)
<b>Field Goals Att.:</b>	91 vs Huston-Tillotson (11/17/00)
<b>Field Goal Pct.:</b>	.692 vs Eastern New Mexico (36-52) (11/29/14)
<b>3-Pointers:</b>	18 vs Oklahoma Panhandle State (2/18/17)
<b>3-Pointers Att.:</b>	44 vs Oklahoma City (12/10/15)
<b>3-Pointers Pct.:</b>	.667 vs USAO (2/28/08) .667 vs Texas - Permian Basin (2/21/15) .667 vs. Western New Mexico (11/17/17)
<b>Free Throws:</b>	35 vs Rogers State (1/19/12)
<b>Free Throw Att.:</b>	44 vs Oklahoma Baptist (2/1/03)
<b>Free Throw Pct.:</b>	1.000 vs Newman (22-22) (2/15/18)
<b>Rebounds:</b>	62 vs Huston-Tillotson (11/17/00)
<b>Assists:</b>	34 vs Dallas Christian (11/4/08)
<b>Blocked Shots:</b>	14 vs Mid-America Christian (11/24/14)
<b>Steals:</b>	26 vs National Christian (12/8/01)

### Lady Chap Individual Records

<b>Points:</b>	36 - Emily Pool (Atkins) vs Northern New Mexico College (11/5/10)
<b>Field Goals:</b>	13 - Mamy N'Kolomoni vs Huston-Tillotson (11/17/00)
<b>Field Goals Att.:</b>	22 - Cari Bigham vs UTPB
<b>Field Goal Pct. (10 attempts):</b>	.917 - Brittany Blackmon (11-12) vs Univ. of the Southwest (11/10/08)
<b>3-Pointers:</b>	8 - Ashton Duncan vs St. Mary's (12/11/20)
<b>3-Pointers Att.:</b>	12 - Lindsay Reeves vs Mesa State (11/21/03) 12 - Kelsey Hoppel vs. Angelo State (3/11/16) 12 - Claire Bruffey vs. Texas A&M Int'l (2/2/17) 12 - Ashton Duncan vs. St. Mary's (12/11/20)
<b>3-Point Pct. (5 attempts):</b>	1.000 - Kelsey Hoppel (5-5) vs.Okla. Christian (2/8/14) 1.000 - Bailey Haist (5-5) vs. St. Edward's (2/19/15)
<b>Free Throws:</b>	12 - 4 Times
<b>Free Throws Att.:</b>	17 - Mamy N'Kolomoni vs Southern Nazarene (3/1/02)
<b>Free Throw Pct. (10 attempts):</b>	1.00 - Tabitha Qubty-Sellers (10-10) vs Okla. Christian (1/18/01) 1.00 - Emily Pool (10-10) vs. Newman (11/23/13)
<b>Rebounds:</b>	20 - Mamy N'Kolomoni vs St. Gregory's (2/24/01)
<b>Assists:</b>	13 - Sierra Lovorn vs Oklahoma Baptist (2/10/07)
<b>Blocked Shots:</b>	10 - Tess Bruffey vs. St. Mary's (2/9/17)



RADIO / TV HEADSHOT ROSTER



**1 - ASHTYN DUNCAN**  
Sr. | 5-9 | G  
Lubbock, Texas



**1 - ASHTYN DUNCAN**  
Gr. | 5-9 | G  
Lubbock, Texas



**2 - MACI MADDOX**  
So. | 5-7  
Lubbock, Texas



**3 - AUDREY ROBERTSON**  
So. | 5-8 | G  
Kerrville, Texas



**4 - RACHEL HAASE**  
Fr. | 5-8 | G  
Amarillo, Texas



**5 - LAYNEE BURR**  
Sr. | 5-9 | G  
Stratford, Texas




**12 - SAVANNAH SUMRALL**  
Jr. | 5-9 | G  
Wellington, Texas



**14 - CHANNING CUNYUS**  
Sr. | 5-9 | G  
Canyon, Texas



**15 - SHAYLEE STOVALL**  
So. | 5-6 | G  
Idalou, Texas



**20 - CARLI BOSTWICK**  
Fr. | 5-9 | FW/G  
Lubbock, Texas



**21 - ALLIE SCHULTE**  
Gr. | 5-10 | G  
Nazareth, Texas



**22 - JULIANA ROBERTSON**  
Gr. | 5-10 | FW  
Kerrville, Texas



**23 - BRYLEE WINFREY**  
Jr. | 5-9 | G  
Canyon, Texas



**30 - AUDREY SPURGIN**  
Fr. | 6-1 | P  
Fredericksburg, Texas




**32 - WHITNEY COX**  
Jr. | 6-1 | FW  
Flower Mound, Texas



**40 - REESE SCHUMANN**  
Fr. | 6-2 | P  
Houston, Texas



**STEVE GOMEZ**  
Head Coach  
19th Season



**VIC SELF**  
Assistant Coach  
10th Season



**KAYCIE WILSON**  
Assistant Coach  
7th Season



**JULIO PACHECO**  
Volunteer Assistant Coach  
2nd Season



**SERENITY SEILER**  
Associate Athletic Trainer  
4th Season