



# LUBBOCK CHRISTIAN UNIVERSITY

## 2021-22 WOMEN'S BASKETBALL GAME NOTES

MEMBERS OF THE LONE STAR CONFERENCE - FIVE NCAA REGION TOURNAMENT APPEARANCES - 2015-16, 18-19 & 20-21 NCAA DIV. II CHAMPIONS

### WOMEN'S BASKETBALL GAME NOTES January 27, 2022

#### LCU LADY CHAPARRALS

**Location** ..... Lubbock, Texas  
**Founded** ..... 1957  
**Enrollment** ..... 2,000  
**Affiliation** ..... NCAA Div. II  
**Conference** ..... Lone Star  
**Nickname** ..... Lady Chaparrals "Lady Chaps"  
**Athletic Director** ..... Scott Larson  
**Sports Information** ..... Chris Due  
**Head Coach** ..... Steve Gomez  
**Career Record (year)** ..... 464-128 / 19th

#### 2021-22 LADY CHAPS SCHEDULE

Date	Site	Opponent	Result
11/5	N	Montevallo !	W 69-55
11/6	A	Montana State Billings !	W 67-51
11/7	N	No.11 Tampa !	W 56-44
11/12	A	Colorado Christian ^	W 60-46
11/13	N	Colorado State Pueblo ^	L 56-64
11/19	H	No.1 Lander	W 76-72
11/20	H	No.20 Daemen College	W 62-37
11/25	N	Minnesota Crookston \$	W 62-42
11/26	A	Hawaii Pacific \$	W 73-52
12/7	H	West Texas A&M	W 60-49
12/11	A	Western New Mexico	W 67-39
12/16	H	Cameron	W 75-61
12/31	A	Texas A&M - Kingsville *	L 42-59
1/2	A	Texas A&M International *	W 62-48
1/6	H	Arkansas Fort Smith *	W 71-34
1/13	A	No.6 Texas A&M - Commerce*	L 62-66
1/15	A	UT Tyler *	W 57-37
1/20	H	St. Edward's *	W 64-44
1/22	H	St. Mary's *	W 72-39
1/27	A	Angelo State *	5:30 PM
1/29	A	UT Permian Basin *	2:00 PM
1/31	H	Oklahoma Christian *	2:00 PM
2/3	H	Midwestern State *	5:30 PM
2/5	H	Texas Woman's *	2:00 PM
2/10	A	West Texas A&M *	5:30 PM
2/12	A	Cameron *	2:00 PM
2/17	A	Eastern New Mexico	6:30 PM
2/22	H	Eastern New Mexico *	5:30 PM
2/24	H	Western New Mexico *	5:30 PM

\* - Lone Star Conference Game Times are Central

! - D2CCA Tipoff Classic at The Trailhead (Billings, Mont.)  
 ^ - RMAC/Lone Star Conference Tip-Off Classic (Lakewood, Colo.)  
 \$ - Oahu Thanksgiving Classic (Honolulu, Hawaii)



### LONE STAR CONFERENCE



FACEBOOK/LCUCAPS  
 TWITTER: @LCUCAPS  
 INSTAGRAM: @LCUCAPS  
 YOUTUBE: #LCUathletics



#### AT ANGELO STATE

LONE STAR CONFERENCE GAME >> JUNNELL CENTER (SAN ANGELO, TEXAS)

LIVE SCORING: <a href="http://statb.us/v/lubb/373003">http://statb.us/v/lubb/373003</a>	RADIO: N/A
WATCH ONLINE: <a href="http://www.lcuchaps.com/live">http://www.lcuchaps.com/live</a>	LISTEN ONLINE: N/A
ASU RECORD: 5-10, 2-2 (LSC)	ALL-TIME SERIES: LCU LEADS 15-3
ASU: HOME 5-2, ROAD 0-4, NEUTRAL 0-4	LAST MEETING: 1/16/21 vs. ASU (W 77-46)
RANKINGS:	LAST WIN BY LCU: 1/16/21
	LAST WIN BY ASU: 12/29/00

#### AT TEXAS - PERMIAN BASIN

LONE STAR CONFERENCE GAME >> FALCON DOME (ODESSA, TEXAS)

LIVE SCORING: <a href="http://statb.us/v/lubb/379527">http://statb.us/v/lubb/379527</a>	RADIO: N/A
WATCH ONLINE: <a href="http://www.lcuchaps.com/live">http://www.lcuchaps.com/live</a>	LISTEN ONLINE: N/A
UTPB RECORD: 4-13, 0-5 (LSC)	ALL-TIME SERIES: LCU LEADS 25-0
UTPB HOME 3-3, ROAD 0-8, NEUTRAL 1-2	LAST MEETING: 2/21/21 vs UTPB (W 72-48)
RANKINGS:	LAST WIN BY LCU: 2/21/21
	LAST WIN BY UTPB: N/A

#### IN THE AREA

No.8 Lubbock Christian University will be back on the road this week, in Lone Star Conference play, but their trip will involve regional trips, with a stop Thursday in San Angelo, Texas (face Angelo State at 5:30 p.m.) and Saturday in Odessa, Texas (facing UT Permian Basin at 2 p.m.). The contest in San Angelo starts a sequence of three games in a five-day span, as LCU will return home Monday to host Oklahoma Christian.

#### CHAP NOTES

●> Allie Schulte, who actively ranks for playing in the second-most games in NCAA Division II (142 games played in her career), leads the squad in scoring with an average of 11.8 points per game. She also leads the team in assists (67) and steals (60). Her 67 assists ranks fourth in the conference, with a pace of 3.5 per game (11th in the LSC), and her 60 steals is second in the nation (Ashley Steffek has 64). She has 31 steals in conference play (has her with 4.4 steals per conference game), with a career-high eight steals on Jan. 2 at Texas A&M International. The 60 steals also has her with

289 career steals, which is the second active leading mark in career steals in NCAA Division II (second highest mark in program history).

●> Ashton Duncan leads LCU with 52 three-pointers, averaging 2.74 per game (second in the conference). The 52 three-pointers ranks 10th in the nation and leads the LSC (Taylor Flores of Arkansas - Monticello leads the nation with 63). Duncan, who 64 points shy of 1,000 career points, is second on the team averaging 11.4 points per game. She matched a program single-game record with 8 three-pointers Saturday against St. Mary's (second time in her career), which placed her with 238 career three pointers and moved her into third in program history (passed Sierra Lovorn (Wilcox), who had 234 three-pointers from 2005-2009). She needs 11 three-points to reach 249 three-pointers, which would move her past Jordan Hampton (248 from 2005-09) and into second in program history. Duncan's 238 career three-pointers ranks 11th actively in NCAA Division II for career three-pointers.

●> The Lady Chaps have claimed the Lone Star Conference



#### LUBBOCK CHRISTIAN (@LCUCAPS) LADY CHAPARRALS

Record: 16-3, 5-2 Lone Star  
 Last Game: 72-39 W vs. St. Mary's  
 Coach: Steve Gomez  
 Gomez vs. ASU: 10-0  
 Gomez vs. UTPB: 19-0

#### PROJECTED STARTERS

Pos.	Player	Class	Pts/p	Reb/p
G	Ashton Duncan	Gr.	11.4	2.3
G	Allie Schulte	Gr.	11.8	3.4
G	Laynee Burr	Sr.	8.2	3.1
G	Channing Cunyus	Sr.	8.1	3.7
F	Juliana Robertson	Gr.	6.3	7.1

#### LCU LEADERS

AVG. POINTS  
 11.8 Allie Schulte

#### REBOUNDS

7.1 (135) Juliana Robertson

#### ASSISTS

3.5 (67) Allie Schulte

#### STEALS

3.2 (60) Allie Schulte



#### ANGELO STATE (@ANGELOATHLETICS) BELLES

Record: 5-10, 2-2 Lone Star  
 Last Game: 68-100 L at Cameron  
 Coach: Alesha Ellis  
 Career Record: 194-62  
 ASU Record: 5-10

#### PROJECTED STARTERS

Pos.	Player	Class	Pts/p	Reb/p
G	Payton Brown	Jr.	10.1	4.1
G	Sawyer Lloyd	So.	9.3	4.2
G	Madeline Stephens	Fr.	9.7	7.5
F	Tayjanna McGhee-Pleasant	So.	10.2	5.8
F	Blakely Gerber	So.	10.9	3.7

#### ASU LEADERS

AVG. POINTS  
 10.9 Blakely Gerber

#### REBOUNDS

7.5 (112) Madeline Stephens

#### ASSISTS

4.4 (66) Payton Brown

#### STEALS

1.7 (25) 2 Tied



#### TEXAS PERMIAN BASIN (@UTPBFALECONS) FALCONS

Record: 4-13, 0-5 Lone Star  
 Last Game: 44-61 L at West Texas A&M  
 Coach: Rae Boothe  
 Career Record: 191-154  
 UTPB Record: 32-87

#### PROJECTED STARTERS

Pos.	Player	Class	Pts/p	Reb/p
G	Avalon Munoz	Fr.	9.8	4.5
G	Holly Hemmeline	So.	6.1	1.6
G	Kamari Portalis	Fr.	7.1	2.1
F	Morgan Helgesen	Fr.	5.9	4.4
F	Alexus Wykoff	Sr.	13.8	4.5

#### UTPB LEADERS

AVG. POINTS  
 13.8 Alexis Wykoff

#### REBOUNDS

5.5 (82) Alexis Quaadman

#### ASSISTS

4.1 (70) Avalon Munoz

#### STEALS

2.4 (40) Avalon Munoz

## LUBBOCK CHRISTIAN UNIVERSITY WOMEN'S BASKETBALL GAME NOTES

Defensive Player of the Week honor in four of the nine weeks the award has been issued. Allie Schulte has received the honor twice, with teammates Grace Foster and Juliana Robertson also receiving the award. Overall for Offensive and Defensive, LCU has claimed five LSC honors issued this season (four defensive and one offensive).

●> Laynee Burr, who has two performances of at least 18 points this season, is averaging 8.2 points per game. A member of the DII CCA Tip-Off Classic at the Trailhead All-Tournament Team selection, Burr enters Thursday's play 15th in the conference in assists with 47 on the season.

●> LCU opened the season making their first 14 free-throw attempts and are 77.5% (210/271) from the free-throw line, which ranks 22nd nationally. From their game against Tampa (Nov. 7) to their game at Colorado Christian (Nov.12), in which they made 13 consecutive free-throws to start the game, LCU made a sequence of 17 consecutive free-throws. They topped that mark in their opening home stand of the season, making 43 consecutive free-throws (They made 28 straight free-throws in their game against Lander as part of the sequence). Schulte, who is 23-of-23 on the season from the line in the fourth quarter of games, is 50-of-56 (89.3%) from the free-throw line on the season, which is 11th nationally.

●> Grace Foster and Juliana Robertson have provided LCU strong defensive play inside the perimeter. Robertson ranks fifth in the LSC in rebounds (135) and third in defensive rebounds per game (5.7). Last Thursday against St. Edward's, Robertson matched career highs in blocks (4) and steals (4). She posted a career-high 18-rebound performance at Tyler on Jan. 15 (most by a Lady Chaps member since Kellyn Schneider posted 18 rebounds on the exact date in 2015 against Rogers State). Foster, who had her first collegiate double-double (20 points and 11 rebounds) and career-high six blocks on Jan. 13 at Texas A&M-Commerce, leads LCU in blocks (19, sixth in the LSC), with Robertson ranking second with 16 blocks (ninth in the LSC). Foster has been LCU's leading scorer in four of their last nine games and is averaging 8.1 points a game in conference play (third on the team).

●> LCU is 12th nationally in turnovers...or lack thereof, as they average 12.4 per game. The stat has Allie Schulte second in the LSC in assist/turnover ratio at 2.39. As a team, LCU ranks 28th nationally and leading the LSC for team assist/turnover ratio (1.09).

### D-UP!

LCU defensively has held opponents to an average of 49.9 points a game, which ranks third nationally. Lady Chap opponents have been held to under 50 points in 11 of their 19 games this season.

### ROADIES

LCU is 6-2 in road contests this season, with Ashton Duncan leading the squad averaging 12.0 points per game on the road (Allie Schulte is right with Duncan, averaging 11.9 points a game on the road). The Lady Chaps are averaging a point-margin of 10.2 in road contests. They are shooting 41.6% on the road, while holding the home team to 36.8% shooting from the field. LCU has an 89-43 advantage in steals on the road, with Allie Schulte averaging 4.4 per game. Ashton Duncan has 23 three-pointers on the road this season. Juliana Robertson leads LCU averaging 7.8 rebounds per game on the road.

### SWEET HOME (ON) CHICAGO

LCU went 13-0 at home season, culminating with the LSC Championships and becoming the first team since 2007 to win the LSC Championship tournament on a campus venue. They are 7-0 at home this season, which has their active home win streak sitting at 98 games (it is the active and all-time leading mark in NCAA Division II women's basketball). LCU's last home loss came on Jan. 1, 2015 against Oklahoma City University. LCU, who also has a 7-0 mark in NCAA postseason play in Lub-

bock in the mix (not including a 3-0 mark in LSC postseason play), has also won 77 consecutive home conference games, with their last conference home loss occurring Jan. 10, 2013 (against Oklahoma City). They completed a 49-0 all-time mark in Heartland Conference home games (they are 25-0 in LSC home games).

### NCAA DIVISION II'S LONGEST HOME WIN STREAKS

98 - Lubbock Christian Jan. 1, 2015 -->  
87 - Neb.-Kearney Jan. 31, 1995-Nov. 24, 2001  
85 - West Tex. A&M Jan. 9, 1987-Dec. 6, 1991

### NCAA'S ACTIVE-LEADING HOME WIN STREAKS

97 - LCU (Division II)  
45 - North Georgia (Division II)  
42 - Hope (Division III)

### NCAA DIVISION LONGEST HOME WIN STREAKS BY DIVISION

Division I - 99 - UConn 2006/07 - 2011/12  
Division II - 98 - Lubbock Christian Jan. 1, 2015 -->  
Division III - 121 - Amherst Jan. 31, 2009-Feb. 6, 2016

### EYE-OPENING

The 2021-22 season marks LCU's ninth since leaving the NAIA, and heading into Thursday's action, LCU is 230-32 in that span (87.8%). In NCAA postseason play, the Lady Chaps are 20-1 all-time.

### NATIONALLY KNOWN

The Lady Chaps claimed the No.1 spot in the WBCA's National Top-25 Preseason Poll for the first time in program history this year, and also for the first time they were the favorites in both the WBCA and D2SIDA preseason polls. LCU fell to CSU Pueblo in Lakewood, Colo., which ended their 39-game win streak and knocked them out of the No.1 spot. For three consecutive polls, LCU was not in the No.1 spot, but they worked their way back to the top spot in the WBCA poll. Their return to No.1 status lasted through two WBCA and one D2SIDA poll before their loss at Texas A&M-Kingsville resulted in them showing up at No.6 (WBCA) and No.7 (D2SIDA) in the following week's polls. They worked back up to No.2 (D2SIDA) and No.4 (WBCA), but fell to No.10 last week (both polls) after falling at A&M-Commerce. They are currently No.8 in WBCA and No.11 in D2SIDA. Overall this season, LCU has been No.1 in three WBCA polls and two D2SIDA polls (They have been in the Top-10 all season in the WBCA).

On Dec.14, both LCU women's and men's basketball programs were each No.1 in their respective polls, marking the first time in LCU history in which LCU's men's and women's basketball programs were each ranked No.1 at the same time.

### SO ARE SOME OTHERS

Thursday, LCU fell at No.6 Texas A&M-Commerce, which was their first loss of the season against a Top-25 nationally ranked opponent (it has been their only road game against a nationally ranked opponent this season). LCU went 6-0 against nationally ranked programs last season and 4-2 in 2019-20 against the nations ranked foes. This season, LCU is 3-1 against ranked opponents, as they have defeated No.11 Tampa (Nov. 7 in Billings, Mont.), No.1 Lander (Nov. 19 in Lubbock) and No.20 Daemen (Nov. 20 in Lubbock).

### STARS IN THE CONFERENCE

LCU is 37-5 all-time in Lone Star Conference play and they had a 22-game win streak snapped Dec. 31 in their loss at Texas A&M-Kingsville. The Lady Chaps went 13-0 in LSC play last season and they are 5-2 in conference play this season, with Allie Schulte averaging 11.6 points per game. She is also averaging 4.4 steals per conference contest. LCU is averaging 12.7 steals per conference game and have forced opponents into an average of 21.1 turnovers per game. Grace Foster is averaging 10.2 points the past five LSC contests and Ashton Duncan is averaging 15.7 points per game the over the prior three LSC contests.

### FIVE THINGS ABOUT ASU

1 > The Belles head into Thursday 5-10 on the season. They have an 2-2 mark in LSC play, falling 100-68 at Cameron Saturday to end a two-game win streak.

2 > ASU, who entered the season No.15 in the LSC Preseason Poll, has Blakely Gerber in LSC play, averaging 14.3 points a game in conference competition. The Belles have five players averaging double figures in conference play.

3 > Angelo State is 4-2 this season at home and have won four consecutive home games.

4 > The contest will mark LCU's first game to face the Belles with Alesha Ellis as their head coach. It marks the second-ever meeting between LCU's head coach Steve Gomez and Ellis. LCU faced an Ellis-led Wayland Baptist program during the 2016-17 season in Lubbock (LCU won 72-50 on Nov. 21, 2016).

## LADY CHAPS HISTORY

NCAA NATIONAL CHAMPIONSHIPS  
2016 2019 2021

NCAA TOURNAMENT APPEARANCES  
2016 2018 2019 2020 2021

NCAA DIV. II SOUTH CENTRAL REGION  
TOURNAMENT CHAMPIONS  
2016 2018 2019 2021

LONE STAR CONFERENCE  
CHAMPIONS  
2020 (Won Tournament) 2021 (Regular Season)

LONE STAR CONFERENCE  
DIVISION CHAMPIONS  
2021 (West)

HEARTLAND CONFERENCE  
2013/2014 First Place  
2014/2015 Regular Season Champions  
2015/2016 Regular Season Champions  
2017/2018 Regular Season Champions  
2018/2019 Regular Season Champions

HEARTLAND CONFERENCE  
TOURNAMENT CHAMPIONS  
2016 2018 2019

SAC CONFERENCE CHAMPIONS  
2006/2007  
2011/2012

SAC TOURNAMENT CHAMPIONS  
2013

NAIA NATIONAL QUALIFIERS  
2004 2009  
2005 2010  
2006 2011  
2007 2012  
2008 2013

NAIA SWEET SIXTEEN FINISH  
2007  
2009

NAIA ELITE EIGHT FINISH  
2008  
2011  
2013

NAIA FAB FOUR SEMIFINALISTS  
2012

NAIA NATIONAL FINALIST  
2006

5 > The Belles rank 55th nationally and third in the LSC in assists per game (15.3). Payton Brown is third in the LSC with 4.4 assists per game. She also ranks third in assist/turnover ratio (1.69).

### THE SERIES AGAINST ASU

LCU leads the series with a 15-3 all-time mark. LCU swept the regular season meetings last season with a home-and-home series (it was the season opening series for the Belles). They opened last season's series in San Angelo, with LCU winning 77-46 to improve to 6-1 all-time in San Angelo. The two teams have met 10 times since 2012, but had not met since Nov. 30, 2001 prior to that. The last ASU win in the series was their victory on Dec. 29, 2000, as LCU has won 11 consecutive meetings.

### ACTIVE LADY CHAP LEADERS VS. ASU

Here is a look at LCU's top three active leaders career vs. ASU:

Allie Schulte 7gp - 12.9 pts/g, 11/24 3-pt gp (45.8%), 2.3 stl/g  
Ashton Duncan 6gp - 10.5 pts/g, 15/31 3-pt gp (48.4%)  
Channing Cunyus 5gp - 7.0 pts/g, 7/11 3-pt gp (63.6%)

### PRIOR MEETING VS. ASU

**LUBBOCK, Texas (January 16, 2021)** - No.3 Lubbock Christian University connected on 11 three-pointers in the opening half and used a 17-0 run in the first quarter to dash past Angelo State 77-46 for a Lone Star Conference West Division victory inside Rip Griffin Center, where LCU's home win streak was extended to 81 consecutive wins (leads all of NCAA women's basketball for active home win streaks).

LCU, playing in their first home game since December 12, 2020, took advantage of lost time entertaining a COVID-19 50%-capacity sellout crowd with hot shooting to

## 21-22 LADY CHAPS IN THE RANKINGS

	D2SIDA	WBCA
Preseason	1	1
Poll 1	10	No Poll
Poll 2	6	2
Poll 3	6	2
Poll 4	6	2
Poll 5	4	1
Poll 6	1	1
Poll 7	No Poll	No Poll
Poll 8	7	6
Poll 9	2	4
Poll 10	10	10
Poll 11	11	8
Poll 12	-	-
Poll 13	-	-
Poll 14	-	-
Poll 15	-	-
Final	-	-
Postseason	-	-

## LUBBOCK CHRISTIAN UNIVERSITY WOMEN'S BASKETBALL GAME NOTES

start the game. Their first shot attempt did not fall, but after a Sadie Misner three-pointer provided a 3-0 lead for the Belles, LCU made five straight field goals, with Allie Schulte and Ashton Duncan connecting 26 seconds apart.

The sequence of made field goals led to a 17-0 LCU run, capped by Duncan's second three-pointer of the run. Duncan would connect on three three-pointers in the quarter, as LCU hit five in the quarter and led 25-10 at the end of the quarter.

The mark was topped in the second quarter. LCU made five consecutive field goal attempts and all five were from long distance. Schulte and Savannah Sumrall each had a pair, and Audrey Robertson also connected during the stretch. The first four came during a 12-0 run to put LCU's lead at 39-13 with 5:45 left in the half.

LCU made eight field goals in the quarter, and six consecutive made field goals were three-pointers. They finished with 11 in the half on 18 attempts for a 61.1% mark. Duncan was 4-of-5 and Schulte was 3-of-4 in the half, as LCU had a 47-22 halftime lead.

The Lady Chaps opted for close-range shot attempts in the second half, only firing away on three outside attempts in the quarter. As LCU gradually worked their bench into the contest, LCU would receive points from seven different players in the quarter, with eight points coming off the bench.

The bench had a late spark in the third quarter, which drifted into the fourth quarter, as LCU went a seven-minute stretch in which they were 7-of-10 from the field. The sequence would contain all three of LCU's three-pointers of the second half (all from three different players). Sumrall had one of the three-pointers, and it provided LCU their largest lead of the game (68-30 with 8:46 left in the fourth quarter).

LCU would not fare well down the stretch, making two of their final nine shot attempts of the game. The Lady Chaps did not score in the game's final 3:50, but the best the Belles could do was receive a Madeline Stephens three-pointer in the closing span.

ASU would hit four three-pointers in the quarter. They finished with 18 field goals, with seven coming from long range. Stephens led ASU with 17 points, and Sawyer Lloyd added 13.

The Lady Chaps had an abnormal stat line in shooting. They shot 46.7% (28/60) from the field, but 56% (14/25) from beyond the arc. That placed LCU's shooting percentage at 40% (14/35) for inside the perimeter. LCU finished with six players connecting with at least one three-pointer (four had at least two). Duncan (4-of-5), Sumrall (3-of-4) and Schulte (3-of-5) combined to go 10-of-14 (71.4%) from outside. LCU's 14 three-pointers I their second highest total of the season (15 on Dec. 11 vs. St. Mary's).

Schulte, who was +35 (plus/minus) in 23 minutes played, led LCU with 15 points. Duncan was LCU's only other player in double figures, finishing with 14 points.

LCU was unable to extend their streak of consecutive games with at least 10 steals (ended at five games), but they did force ASU into 20 turnovers (LCU had 10). The turnovers forced led to LCU outscoring ASU 22-8 in points off turnovers.

### FIVE THINGS ABOUT UTPB

- 1 > The Falcons enter the week 4-13 on the season. They have an 0-5 record in LSC action and open the week hosting Eastern New Mexico Thursday.
- 2 > UTPB, preseason slated at No.12 in the LSC Preseason Poll, has Alexis Wykoff leading the Rattlers in LSC contests. She is averaging 14.3 points an LSC game (13.8 to lead the team overall on the season). They also have Avalon Munoz averaging 10.4 points a game in LSC play.
- 3 > UT Permian Basin is 3-3 at home this season, with an 0-2 mark in LSC contests hosted inside Falcon Dome.
- 4 > The Falcons rank 11th in NCAA Division II in steals, with a conference-leading 217 (pace of 12.8 per game ranks 15th nationally). Munoz leads the team and is third in the LSC with 40 steals (2.35 per game ranks fourth).
- 5 > Wykoff leads the LSC and is fifth nationally in field goal percentage, with a mark of 63.8% from the field.

### THE SERIES AGAINST UTPB

LCU is 25-0 all-time against the Falcons. They are 9-0 against UTPB in Odessa and 10-0 all-time against the Falcons all-time as conference opponents (1-0 against the Falcons in conference postseason play). The prior meeting in Odessa was Feb. 19, 2021, with LCU claiming a 74-43 win. The two programs have been conference foes in both the Heartland and Lone Star Conference.

### ACTIVE LADY CHAP LEADERS VS. UTPB

Here is a look at LCU's top three active leaders career vs. StMU:

Ashton Duncan 6gp – 14.2 pts/g, 20/40 3-pt fg (50.0%)  
Allie Schulte 6gp – 10.4 pts/g, 27/42 fg (64.3%), 4.0 a/pg  
Audrey Robertson 2gp – 4.5 pts/g, 3/6 fg (50.0%)

### PRIOR MEETING VS. UTPB

**LUBBOCK, Texas (February 21, 2021)** – No.1 Lubbock Christian University had four players in double figures and all four were seniors, making it a special Senior Day inside Rip Griffin Center, as Allie Schulte had 16 points to lead the Lady Chapparrals to a 72-48 Lone Star Conference West Division victory over UT Permian Basin. The win was even more special as LCU matched

## GAME-BY-GAME RESULTS AND HIGHS

Opponent	Date	Score	Points	Rebounds	Assists	Steals	Blocked shots
vs Montevallo	11/05/21	69-55	19-Allie Schulte	9-Grace Foster	6-Layne Burr	4-Layne Burr	2-Grace Foster
at Mont. St. Billings	11/06/21	67-61	22-Ashton Duncan	7-Allie Schulte	3-Allie Schulte Layne Burr	3-Channing Cunyus	1-Juliana Robertson
vs Tampa	11/07/21	56-44	18-Layne Burr	7-Juliana Robertson	4-Allie Schulte	3-Allie Schulte	1-Grace Foster Allie Schulte
at Colo. Christian	11/12/21	60-46	19-Layne Burr	8-Channing Cunyus Juliana Robertson	3-Allie Schulte Layne Burr	5-Allie Schulte	1-Audrey Robertson Whitney Cox Allie Schulte
vs Colorado St.-Pueblo	11/13/21	56-64	20-Ashton Duncan	6-Allie Schulte	8-Allie Schulte	3-Juliana Robertson	1-Layne Burr Channing Cunyus Juliana Robertson
LANDER	11/19/21	76-72	12-Allie Schulte Audrey Robertson	8-Grace Foster	5-Layne Burr	1-Allie Schulte Audrey Robertson Maci Maddox Channing Cunyus	2-Grace Foster
DAEMEN	11/20/21	62-37	17-Allie Schulte	7-Juliana Robertson	2-Savannah Sumrall Channing Cunyus Grace Foster Allie Schulte	1-Ashton Duncan Grace Foster Channing Cunyus Maci Maddox Carli Bostwick Savannah Sumrall Whitney Cox Layne Burr	1-Juliana Robertson
vs Minn.-Crookston	11/25/21	62-42	12-Allie Schulte	7-Channing Cunyus	4-Allie Schulte Channing Cunyus	2-Audrey Spurgin Allie Schulte	1-Layne Burr Grace Foster Channing Cunyus Juliana Robertson Audrey Spurgin
at Hawaii Pacific	11/26/21	73-52	22-Allie Schulte	13-Juliana Robertson	6-Allie Schulte	5-Allie Schulte	None
WEST TEX. A&M	12/07/21	60-49	20-Ashton Duncan	15-Juliana Robertson	3-Maci Maddox	2-Juliana Robertson	2-Juliana Robertson
at Western N.M.	12/11/21	67-39	11-Grace Foster	4-Ashton Duncan Reese Schumann Whitney Cox	2-Brylee Winfrey Maci Maddox Layne Burr Whitney Cox Grace Foster	4-Allie Schulte	1-Ashton Duncan Grace Foster
CAMERON	12/16/21	75-61	20-Grace Foster	8-Juliana Robertson	5-Allie Schulte Layne Burr	3-Allie Schulte	1-Layne Burr
at Tex. A&M-Kingsville	12/31/21	42-59	9-Layne Burr	8-Juliana Robertson	3-Layne Burr	7-Allie Schulte	1-Allie Schulte Channing Cunyus Juliana Robertson
at Tex. A&M Int'l	01/02/22	62-48	23-Allie Schulte	7-Channing Cunyus	5-Channing Cunyus Allie Schulte	8-Allie Schulte	2-Grace Foster
ARK.-FORT SMITH	01/06/22	71-34	14-Grace Foster	4-Whitney Cox Grace Foster Juliana Robertson	3-Juliana Robertson Allie Schulte	4-Allie Schulte	2-Whitney Cox
at Tex. A&M-Commerce	01/13/22	62-66	20-Grace Foster	11-Grace Foster	3-Juliana Robertson Channing Cunyus	3-Allie Schulte	6-Grace Foster
at Texas-Tyler	01/15/22	57-37	20-Ashton Duncan	18-Juliana Robertson	4-Allie Schulte	1-Allie Schulte Ashton Duncan Juliana Robertson	2-Juliana Robertson
ST. EDWARD'S	01/20/22	64-44	11-Allie Schulte Channing Cunyus	8-Juliana Robertson	4-Juliana Robertson	4-Juliana Robertson Allie Schulte	4-Juliana Robertson
ST. MARY'S (TX)	01/22/22	72-39	24-Ashton Duncan	6-Layne Burr	8-Allie Schulte	4-Allie Schulte	2-Grace Foster

a NCAA Division II women's basketball record with their 87th consecutive home victory inside Rip Griffin Center.

The Lady Chaps, who last tasted a home defeat on January 1, 2015, matched the NCAA Division II women's basketball mark completed by Nebraska-Kearney (Jan. 31, 1995-Nov. 24, 2001). The current streak includes a 7-0 record in NCAA postseason games, and Sunday's win extended their home win streak in conference games to 73 straight games (20-0 for Lone Star Conference home matches).

LCU and UTPB both had sluggish starts to Sunday's contest. The Lady Chaps opened the game 3-of-13 from the field, while UTPB was 1-of-15 off the opening tip. An 18-7 UTPB rebound advantage in the first quarter led to seven more field goal attempts in the quarter and the Falcons used it to their advantage, taking an 8-7 lead at the close of the opening quarter.

Despite a six-minute stretch in the first quarter without a field goal, LCU never faced anything bigger than a three-point deficit. Schulte, held scoreless in the first quarter, helped rally back the Lady Chaps. She scored LCU's first points of the second quarter, and after LCU trailed 12-9, the Lady Chaps went on a 12-0 run, with Schulte scoring four of the points. She had eight points in the quarter and helped LCU take a 27-20 halftime lead.

LCU closed the half on a 4-0 run and opened the second half on a 7-0 run to combine for an 11-0 run and a 38-20 lead. The Lady Chaps were 0-of-8 from three-point range in the first half, and Ashton Duncan started the 7-0 portion of the 11-0 run with a three-pointer. LCU shot 64.3% from the field in the third quarter and took a 53-37 lead into the final frame.

UTPB was held to three field goals in the final quarter. They went a span of 4:12 without a field goal and went the final 3:57 of the game without a field goal. LCU, using an 11-2 run in the quarter, received 13 of their 19 points in the quarter from seniors.

The Lady Chaps shot 58.1% (18/31) from the field in the second half, going 15-of-21 (71.4%) inside the arc. Seniors Duncan, Emma Middleton, Juliana Robertson, Madelyn Turner and Schulte combined for 36 points in the second half and accounted for 80% of LCU's 45 points in the second half.

Along with Schulte's 16 points (she also led LCU with seven rebounds and posted three blocks), LCU received 14 points from Middleton, 13 from Turner and 11 from Duncan. LCU, shooting 49% (25/51) in the game, finished the contest with a 42-14 scoring advantage in points in the paint.

UTPB was led by 14 points from Alexis Potham. The Falcons, who shot 23% (14/61) from the field, shot 90% (18/20) from the free-throw line.

## 2021-2022 LCU ROSTER

No.	Name	Pos.	Ht.	Cl.	Yrs.Left	Hometown School	High School
0	Grace Foster	FW	6-1	Fr.	4	Childress, Texas	Childress H.S.
1	Ashton Duncan	G	5-9	Gr.	1	Lubbock, Texas	Trinity Christian H.S.
2	Maci Maddox	G	5-7	So.	4	Lubbock, Texas	Frenship HS
3	Audrey Robertson	G	5-8	So.	4	Kerrville, Texas	Tivy HS
4	Rachel Haase	G	5-8	Fr.	4	Amarillo, Texas	Amarillo H.S.
5	Laynee Burr	G	5-9	Sr.	2	Stratford, Texas	Stratford H.S.
12	Savannah Sumrall	G	5-9	Jr.	3	Wellington, Texas	Wellington H.S.
14	Channing Cunyus	G	5-9	Sr.	2	Canyon, Texas	Canyon H.S.
15	Shaylee Stovall	G	5-6	So.	4	Idalou, Texas	Idalou HS
20	Carli Bostwick	FW/G	5-9	Fr.	4	Lubbock, Texas	Homeschool
21	Allie Schulte	G	5-10	Gr.	1	Nazareth, Texas	Nazareth H.S.
22	Juliana Robertson	FW	5-10	Gr.	1	Kerrville, Texas	Tivy H.S.
23	Brylee Winfrey	G	5-9	Jr.	3	Canyon, Texas	Canyon H.S.
30	Audrey Spurgin	P	6-1	Fr.	4	Fredericksburg, Texas	Fredericksburg H.S.
34	Whitney Cox	FW	6-1	Jr.	3	Flower Mound, Texas	Flower Mound H.S.
40	Reese Schumann	P	6-2	Fr.	4	Houston, Texas	Clear Lake H.S.

Head Coach: Steve Gomez

Assistant Coaches: Vic Self, Kaycie Wilson, Julio Pacheco

**PRONUNCIATIONS**

HAASE: haw-SEE (like "Aussie" but add the "H" sound prior)  
 SUMRALL: sum-rah-l  
 CUNYUS: kunn-yuss  
 STOVALL: stoe-VAHL  
 BOSTWICK: BOSS-twick  
 SCHULTE: shuhl-tee  
 SPURGIN: spur-JEN  
 SCHUMANN: shewman

**GEO PRONUNCIATIONS**

IDALOU: EYE-da-LOO  
 NAZARETH: naZRR-eth  
 TIVY: tie-vee

**CHAPS:** shhapps (not CH-apps)

## NCAA DIVISION II POLLS

**WBCA DIV.II TOP 25 (1/25/22)**

Rank	School	Pts	1st.	Prev.
1	Glenville State (16-0)	561	19	3
2	Ashland (14-1)	528	2	5
3	Azusa Pacific (12-1)	496	0	6
4	Drury (19-2)	484	2	1
5	Lander (14-2)	453	0	7
6	North Georgia (14-1)	439	0	9
7	Fort Hays State (16-2)	426	0	2
8	Lubbock Christian (16-3)	386	0	10
9	Western Washington (12-1)	381	0	11
10	Texas A&M-Commerce (15-2)	378	0	4
11	Grand Valley State (15-1)	372	0	12
12	Colorado School of Mines (15-1)	335	0	13
13	Union, TN (15-2)	323	0	15
14	Gannon (12-2)	230	0	19
15	Barton (13-1)	222	0	20
16	Eckerd (12-1)	203	0	21
17	Nebraska Kearney (15-3)	190	0	14
18	Valdosta State (14-3)	182	0	16
19	Alaska Anchorage (10-3)	170	0	8
20	Catawba (15-2)	121	0	24
21	Indiana, PA (11-3)	90	0	17
22	Tampa (18-4)	85	0	18
23	Wingate (16-1)	72	0	NR
24	Savannah State (14-1)	67	0	22
25	Missouri Western State (14-3)	48	0	NR

**Receiving Votes:** Lee, TN (14-3) 45; Southern New Hampshire (12-2) 35; Southwestern Oklahoma State (15-4) 30; Cal State East Bay (13-1) 15; Cal State San Marcos (11-2) 10; Southern Indiana (12-3) 5; Missouri Southern State (12-5) 4; Walsh (14-3) 4; Carson-Newman (15-4) 3.  
**Dropped out:** No. 23 Southwestern Oklahoma State (15-4) 23; No. 25 Southern Indiana (12-3) 25.

**D2SIDA DIV.II TOP 25 (1/25/22)**

Rank	School	Rec	Pts	Prev.
1	Ashland (10)	14-1	388	4
2	Glenville State (3)	16-0	347	6
3	North Georgia	14-1	345	7
4	Drury	19-2	338	1
5	Colorado School of Mines	15-1	332	11
6	Fort Hays State (2)	16-2	306	3
7	Texas A&M-Commerce	15-2	294	2
8	Union (Tenn.) (1)	15-2	291	9
9	Lander	14-2	286	8
10	Western Washington	12-1	274	13
11	Lubbock Christian	16-3	234	10
12	Azusa Pacific	12-1	216	14
13	Grand Valley State	15-1	208	15
14	Nebraska-Kearney	15-3	182	12
15	Wingate	16-1	167	17
16	Southern New Hampshire	12-2	164	18
17	Valdosta State	14-3	141	20
18	Cal State-East Bay	13-1	137	21
19	Tampa	18-4	99	16
20	Colorado Mesa	12-3	60	23
21	Barton	13-1	54	RV
T22	Pace 14-2	48	NR	
T22	St. Cloud State	14-3	48	RV
24	Eckerd	12-1	47	RV
25	Cal State-San Marcos	11-2	46	RV

**RV:** Seton Hill 39, Southern Indiana 35, Gannon 18, Alaska-Anchorage 17, Mount Olive 12, Lee 10, Le Moyne 7, Minnesota-Duluth 5, Texas A&M-Kingsville 3, Southwestern Oklahoma State 2  
**DO:** Alaska-Anchorage, Southwestern Oklahoma State, University of the Sciences, Kutztown, Southern Indiana

**NCAA SOUTH CENTRAL REGIONAL RANKINGS**

Rank School vs. D2 rec. In-Region

**D2SIDA SOUTH CENTRAL REGION POLL**

Rank	School (First-Place Votes)	W-L	Pts.	Prev.
1	Colorado School of Mines (5)	15-1	58	T-2
2	Texas A&M - Commerce (1)	15-2	54	1
3	Lubbock Christian	16-3	50	T-2
T-4	Colorado Mesa	12-3	34	4
T-4	Texas A&M-Kingsville	13-4	34	6
6	Colorado State Pueblo	14-5	22	5
7	West Texas A&M	12-7	19	7
8	Westminster College	8-5	17	9
9	Texas - Tyler	11-4	12	RV
10	Metropolitan State of Denver	12-4	11	RV

## WEBSITE &amp; BROADCAST PARTNERS

**ON THE NET - WWW.LCUCHAPS.COM**

The official website of LCU Athletics is where you can find everything relating to the LCU basketball teams. Schedules, results, rosters, bios, statistics and game notes can be found there.

**ON THE AIR**

Each game will be broadcast on the LSC Digital Network as an option for fans unable to attend. The LSC Digital Network will offer season passes for basketball, giving fans access to all regular-season contests on the network for that sport. In addition, viewers will continue to have the option to purchase a \$10 day pass that provides access to all broadcasts aired that day and access to all archived content for 24 hours.

**2021-22 LSC Digital Network Rates**

24-Hour Day Pass:	\$10.00
Men's and Women's Basketball Season Pass:	\$75.00
Archive Download:	\$10 per broadcast

The LSC Digital Network is in its third year showcasing the academic and athletic events of the league and its 18 member institutions. Fans can watch games and purchase passes online at [www.lonestarconferencenetwork.com](http://www.lonestarconferencenetwork.com) or [www.lcuchaps.com](http://www.lcuchaps.com) live on computer and mobile devices. Viewers can also tune in to games on the LSC Digital Network via OTT apps available on Apple TV, Amazon Fire TV, Android TV and Roku by searching for "LSC Digital Network."

**DIGITAL NETWORK**

## HEAD COACH STEVE GOMEZ

AT LCU: 19th Season (464-128)  
OVERALL: 19th Season (464-128)

### PERSONAL

HOMETOWN: Lubbock, Texas  
SPOUSE: Shawna  
CHILDREN: Hayden, Landon

### EDUCATION

Lubbock Christian / 1988

### COACHING EXPERIENCE

Lubbock Cooper High School (7 seasons)  
LCU (19th season)



In 10 seasons at the helm while an NAIA institution, the Lady Chaps made 10 consecutive trips to the NAIA Division I Women's Basketball National Championship tournament. Coach Gomez's arrival to the LCU women's basketball program certainly changed the foundation of the program. In those 10 seasons at the helm, LCU posted a 234-96 record under Gomez in the NAIA.

LCU jumped into NCAA Division II transition in 2013 (membership in 2015) and the results have not changed since transitioning. LCU went a remarkable 25-1 overall in 2013-2014 and they completed the Heartland Conference with a perfect 20-0 mark for their first perfect conference record in program history. They followed in 2014-2015 claiming Co-Heartland Conference Regular Season title honors after a 15-3 stretch in conference and a 21-7 overall season. That led to an astounding 2015-2016 season. A season that started off with an exhibition game loss at NCAA Div. I No. 1 Connecticut and ended with a perfect 35-0 season in LCU's first season eligible for NCAA postseason. They went 18-0 in Heartland Conference play to capture a regular season title and then a Heartland Conference Tournament title (first season eligible for the tournament). The Lady Chaps went on to capture a South Central Regional Tournament title and eventually a NCAA Div. II National Title. Gomez claimed WBCA NCAA Div. II National Coach of the Year honors and also spent a portion of the offseason as a court coach at the 2016 USA Basketball Women's U17 World Championship Team Trials in Colorado Springs, Colo.

2016-17 served as a rebuilding year for the Lady Chaps, who returned one starter off the championship squad. Despite the rebuilding, LCU still went 19-11 overall and 12-4 in conference, en route to the Heartland Conference Tournament championship game, which they lost to St. Edward's. They bounced back in 2017-18, claiming another Heartland Conference regular season and tournament title, leading to Gomez receiving Heartland Conference Coach of the Year honors. The Lady Chaps hosted the NCAA Division II South Central Region Tournament for a second time and won the tournament to stamp their second berth towards an NCAA Division II Elite Eight Tournament loss. They lost to eventual national champion Central Missouri at the tournament held in Sioux Falls, S.D., ending their season with a 31-2 record.

The Lady Chaps returned to the Elite Eight Tournament for the third year in a four-year span in the 2018-19 season after claiming a Heartland Conference regular season and tournament title, along with a NCAA Division II South Central Region tournament championship after wins at Colorado Mesa and at home over Angelo State. LCU made an outstanding run towards their second NCAA Division II National Title, defeating Southwestern Oklahoma State in double overtime to claim the trophy. Gomez, who picked up his third Heartland Coach of the Year honor, became the seventh head coach in NCAA Division II women's basketball history to claim multiple titles. He also was named Female Team Coach of the Year at the West Texas Sports Persons of the Year Banquet following the season.

LCU's title defense was rudely interrupted by the COVID Pandemic in 2019-20. LCU was 28-3 and claimed the Lone Star Conference Championship during their first season in the conference. LCU was chosen to host the NCAA Division II South Central Regionals for a third time, but the COVID shutdown halted the remainder of the season less than 24 hours prior to the first tournament game.

COVID went from being a wall to a hurdle in 2020-21, and one the Lady Chaps would be able to jump over. Through many cancellations and unknowns, LCU claimed a Lone Star Conference title and went to Canyon, Texas, where they claimed a NCAA Division II South Central title and a berth to another NCAA Elite Eight Tournament in Columbus, Ohio. It was there, LCU would claim their third national title, with wins over Daemen, Central Missouri and Drury to complete a 23-0 perfect season. They were the first NCAA Division II program to complete two undefeated seasons.

In 18 seasons at LCU (the 2020-21 season marks his 19th), Gomez enters the 2020-2021 season with a 448-125 collegiate coaching record. The 2021-22 season marks LCU's ninth since leaving the NAIA and LCU is 214-29 in that span (88.1%).

In their final two seasons in the NAIA (2011-2012, 2012-2013), LCU set program single-season win records in each of the seasons. The Lady Chaps went 31-4 in 2013-2014, setting a program single-season wins mark (31). The Lady Chaps won their first ever Sooner Athletic Conference Tournament title en route to their final trip to the NAIA National Championship tournament. In 2011-2012, LCU went 28-6 and made their second ever appearance in the Semifinals of the NAIA National Championship Tournament. They lost out to eventual national champions Oklahoma City to mark the second consecutive season in which they lost out to the team who would claim the title. LCU claimed their second Sooner Athletic Conference crown in program history, as they joined Oklahoma City as conference co-champions with a 21-1 record. They handed OCU their only loss of the season.

LCU went 25-10 in 2010-2011 and marched into the Elite Eight for a third time in program history. The Lady Chaps, who finished third in the Sooner Athletic Conference, lost in the NAIA National Championship to eventual national champion Azusa Pacific.

LCU went 19-12 in the 2009-2010 season, which included a 13-9 finish in the Sooner Athletic Conference, and had their season come to an end in the National Tournament. The highlight of the season was an exhibition victory inside the United Spirit Arena against Texas Tech University.

In 2009-2010, the Lady Chaps finished with a solid 27-7 record and made a trip to the Sweet Sixteen of the National Tournament following a second-place Sooner Athletic Conference season. Gomez chalked up a milestone during the season, becoming the all-time women's basketball wins leader at LCU.

LCU had a memorable 2007-2008 campaign, as the Lady Chaps made another voyage to the NAIA National Tournament. The Lady Chaps completed a 25-10 season, which included a trip to the Elite Eight in the tournament for their second best finish in program history.

In 2006-2007, Gomez led the Lady Chaps to a myriad of firsts in their near thirty year history. Lubbock Christian never left the top-10 in the NAIA National Poll, and set a school mark for wins in a season with 26, eclipsing the school mark of 23 they set the prior season. In addition, LCU made its fourth consecutive trip to the NAIA National Tournament, finishing in the Sweet Sixteen and most impressively, the Lady Chaps captured a share of the Sooner Athletic Conference regular season championship, becoming the first school from outside of the State of Oklahoma to do so in the thirty-one years since the conference was founded.

In 2005-2006, Gomez's Lady Chaps enjoyed what was arguably at the time the best season in school history, as they finished with an overall record of 23-12, and made an unparalleled run at the NAIA National Tournament. Seeded sixth in their eight team bracket in the tournament, Gomez's girls proceeded to oust four of the top six teams in the nation and become the lowest seed ever to reach either the Fab Four or National Championship; appropriately enough, he was named the SAC's Coach of the Year.

In his first season, Gomez's Lady Chaps went 16-14 and finished fifth in the Sooner Athletic Conference. While this might appear to be an average year, big wins for the Lady Chaps and entry into the NAIA National Poll for the first time proved good enough for an at-large bid to the NAIA National Tournament. LCU women's first trip to the big dance. In his second season, the Lady Chaps were able to maintain that level of success. After getting off to the best conference start since joining the Sooner Athletic Conference at 6-2, LCU finished SAC play at 10-8, good enough for another fifth place finish, and for the second season in a row, Coach Gomez guided the Lady Chaps to the NAIA National Tournament.

An LCU graduate, Gomez was a standout perimeter player for Coach John Copeland in the late 1980s, and to this day, he still holds the school record for career free throw percentage at .855. He graduated in 1988 with a Bachelor's of Science Degree in Mathematics and consistently used his degree to teach in the classroom while pursuing coaching on the sidelines. Gomez's career began at Lubbock Monterey High School where he served as an assistant coach in the men's basketball program from 1988 to 1995. In 1996, Gomez accepted the men's basketball head coaching position at Lubbock Cooper High School, where he remained until returning to Lubbock Christian University to take over the reigns of the Lady Chaps in 2003. During his seven seasons at Cooper, the basketball program broke new ground making the playoffs four times, managing the school's first state ranking, and capturing the Pirates only district championship in Gomez's final season. One of the main reasons Coach Gomez is so successful on the court is the support he receives off of it. Steve has been married to his wife Shawna for 31 years, and the couple has two sons: Hayden and Landon.

## GOMEZ'S YEAR-BY-YEAR RESULTS

2003-2004	16-14
2004-2005	16-14
2005-2006	23-12
2006-2007	26-7
2007-2008	25-10
2008-2009	27-7
2009-2010	19-12
2010-2011	23-10
2011-2012	28-6
2012-2013	31-4
2013-2014	25-1
2014-2015	21-7
2015-2016	35-0
2016-2017	19-11
2017-2018	31-1
2018-2019	32-5
2019-2020	28-3
2020-2021	23-0
2021-2022	16-3

## VIC SELF ASSISTANT COACH



Self is a longtime familiar face to basketball among the South Plains. He spent 25 years coaching basketball at Lubbock's Monterey High School and 20 spent as the head coach of the Plainsmen boys' basketball team. Self is no stranger to LCU. The Portales, New Mexico native lettered in basketball and tennis at Lubbock Christian in 1980-1981, after spending two years at Eastern New Mexico University. His first coaching job was as an assistant coach for John Copeland on the Chaps basketball staff. In two decades at Monterey, Self compiled a 416-237 record, four district titles and 13 playoff appearances. Monterey even made a trip to the regional tournament. He rejoins Gomez, but in a reversal of roles. Gomez served as an assistant for Self from 1988-1996. Self resigned from coaching basketball in 2008, but continued to coach boy's golf at Monterey until retiring in 2011. Self has been on staff for all three of LCU's national titles.

## KAYCIE WILSON - ASSISTANT COACH



Kaycie joined the LCU women's basketball coaching staff in the 2014-15 season as a graduate assistant through the 2015-16 season. She has played an integral role in the coaching staff for all three NCAA national championships. She spent her senior season (2013-14) playing in the interior of LCU's first season in the Heartland Conference, which went 20-0 in conference for a regular season first place finish. She spent three seasons (09/10 - 11/12) at NCAA Div. I Missouri-Kansas City, where she combined to average 4.9 points and 3.9 rebounds in 87 games. The forward also combined for 44 steals, 95 assists and 34 blocks for UMKC (21 blocks as a sophomore). Boyles was a multiple recipient on The Summit League Winter/Spring Academic All-League Team and the Commissioner's List of Academic Excellence as a distinguished scholar. She is a Lubbock native and a product of Coronado High School, where she was rated the No.45 best forward in the nation by Collegiate Girls Basketball Report and the No.55 best player in Texas by Premier Basketball Report. The multi-winning All-State recipient was named the Girls Basketball Player of the Year by the Lubbock Avalanche Journal, as well as the 2009 5A-4A All-South Plains Player of the Year after 17.6 points and 7.9 rebounds a game.



## LONE STAR CONFERENCE

## THIS WEEK'S GAMES

Thursday, January 27, 2022

Texas A&M International at UT Tyler  
 Eastern New Mexico at UT Permian Basin  
 Lubbock Christian at Angelo State  
 UAFA at Oklahoma Christian  
 West Texas A&M at Midwestern State  
 Texas A&M-Kingsville at Texas A&M-Commerce  
 Cameron at Texas Woman's  
 Western New Mexico at St. Edward's

Saturday, January 29, 2022

Texas A&M International at Texas A&M-Commerce  
 Western New Mexico at St. Mary's  
 Cameron at Midwestern State  
 Eastern New Mexico at Angelo State  
 Lubbock Christian at UT Permian Basin  
 Texas A&M-Kingsville at UT Tyler  
 West Texas A&M at Texas Woman's

## LSC PLAYERS OF THE WEEK

Date	Offensive	Defensive	
11/15	Maighan Hedge	CU Allie Schulte	LCU
11/22	AllieSchulte	LCU Grace Foster	LCU
11/29	Emily Swiercz	TAMU Allie Schulte	LCU
12/6	Rai Brown	TAMU Brielle Woods	TWU
12/13	Madeline Stephens	ASU Juliana Robertson	LCU
12/20	Dyani Robinson	TAMUC Eva Langton	TAMU
1/3	Maighan Hedge	CU Devon Williams	TAMUK
1/10	Ashley Ingram	TWU Karley Motschenbacher	WT
1/17	Dyani Robinson	TAMUC Anastacia Mickens	TAMUK
1/24	Maighan Hedge	CU Kelsey Crouse	UTT

## PRESEASON POLL

School	1st	Total Points
1. Lubbock Christian	40	741
2. Texas A&M-Commerce	3	674
3. West Texas A&M		647
4. Cameron		590
5. Midwestern State		560
6. Texas A&M International		490
7. St. Mary's		411
8. Oklahoma Christian		397
9. St. Edward's		384
10. Texas A&M-Kingsville		368
11. Texas Woman's		309
12. UT Permian Basin		249
13. Eastern New Mexico		241
14. UAFA		228
15. Angelo State		194
16. UT Tyler	1	132
17. Western New Mexico		117

## 2021-22 LONE STAR CONFERENCE STANDINGS (1/19/22)

School	CONF.	CPct.	Overall	Pct.	Strk	Home	Away	Neutral
Texas A&M-Kingsville	6-0	1.000	13-4	0.765	W7	9-0	3-3	1-1
Cameron	5-0	1.000	10-5	0.667	W5	6-3	3-2	1-0
West Texas A&M	5-0	1.000	12-7	0.632	W5	8-3	3-2	1-2
Texas Woman's	3-1	0.750	10-5	0.667	L2	5-3	4-1	1-1
Lubbock Christian	5-2	0.714	16-3	0.842	W3	7-0	6-2	3-1
Texas A&M-Commerce	4-2	0.667	15-2	0.882	W2	8-1	6-1	1-0
UT Tyler	4-2	0.667	11-4	0.733	W2	6-2	3-2	2-0
Texas A&M International	3-2	0.600	12-4	0.750	W2	9-2	2-2	1-0
Midwestern State	3-3	0.500	9-7	0.563	L1	5-2	4-5	0-0
Angelo State	2-2	0.500	5-10	0.333	L1	5-2	0-4	0-4
Eastern New Mexico	3-4	0.429	7-6	0.538	W2	3-1	2-5	2-0
St. Edward's	3-5	0.375	10-9	0.526	W1	8-2	2-6	0-1
UAFA	2-6	0.250	4-13	0.235	W1	3-6	1-7	0-0
Western New Mexico	0-4	0.000	4-8	0.333	L4	4-5	0-3	0-0
UT Permian Basin	0-5	0.000	4-13	0.235	L5	3-3	0-8	1-2

## OFFENSIVE RANKINGS

Team	G	W-L	PTS	AVG/G
1 Texas A&M-Commerce	17	15-2	1382	81.3
2 Cameron	15	10-5	1199	79.9
3 Texas A&M International	16	12-4	1173	73.3
4 West Texas A&M	19	12-7	1319	69.4
5 Midwestern State	16	9-7	1087	67.9
6 UT Tyler	15	11-4	1005	67.0
7 Angelo State	15	5-10	987	65.8
8 St. Edward's	19	10-9	1242	65.4
9 Texas Woman's	15	10-5	968	64.5
10 Lubbock Christian	19	16-3	1213	63.8
11 Oklahoma Christian	13	0-13	827	63.6
12 UAFA	17	4-13	1053	61.9
13 Texas A&M-Kingsville	17	13-4	1041	61.2
14 Eastern New Mexico	13	7-6	785	60.4
15 UT Permian Basin	17	4-13	1020	60.0
16 St. Mary's	16	1-15	909	56.8
17 Western New Mexico	12	4-8	651	54.3

## DEFENSIVE RANKINGS

Team	G	W-L	PTS	AVG/G
1 Lubbock Christian	19	16-3	949	49.9
2 Texas A&M-Kingsville	17	13-4	917	53.9
3 Texas Woman's	15	10-5	888	59.2
4 UT Tyler	15	11-4	900	60.0
5 West Texas A&M	19	12-7	1175	61.8
6 Western New Mexico	12	4-8	743	61.9
7 St. Edward's	19	10-9	1182	62.2
8 UT Permian Basin	17	4-13	1061	62.4
9 Texas A&M-Commerce	17	15-2	1090	64.1
10 Eastern New Mexico	13	7-6	837	64.4
11 Texas A&M International	16	12-4	1034	64.6
12 Angelo State	15	5-10	1013	67.5
13 St. Mary's	16	1-15	1121	70.1
14 Cameron	15	10-5	1051	70.1
15 UAFA	17	4-13	1232	72.5
16 Midwestern State	16	9-7	1199	74.9
17 Oklahoma Christian	13	0-13	1027	79.0

## SCORING LEADERS

	GP	Min	FG	3FG	FT	Points	AVG
1 Hedge, Maighan (Cameron)	15	504	121	44	51	337	22.5
2 Brown, Raiana (Texas A&M Int'l)	16	465	118	0	59	295	18.4
3 Bain, Brooklin (Oklahoma Christian)	13	438	85	9	43	222	17.1
4 Wilson, Hannah (St. Mary's)	16	547	109	0	50	268	16.8
5 Robinson, Dyani (Tex A&M-Commerce)	17	467	103	19	52	277	16.3
6 Morgan Lenahan (Midwestern State)	16	513	81	26	57	245	15.3
7 Davis, Liah (UT Tyler)	15	451	102	1	24	229	15.3
8 Moyer, Sadie (Texas Woman's)	15	547	74	22	57	227	15.1
9 Roberts, Zamorye (West Texas A&M)	15	438	75	28	38	216	14.4
10 Elston, Paige (UAFA)	17	537	82	18	54	236	13.9

## REBOUND LEADERS

	GP	OFF	AVG/G	DEF	AVG/G	TOT.	AVG/G
1 Wilson, Hannah (St. Mary's)	16	73	4.6	121	7.6	194	12.1
2 Bain, Brooklin (Oklahoma Christian)	13	46	3.5	90	6.9	136	10.5
3 Lewis, Alivia (West Texas A&M)	18	44	2.4	103	5.7	147	8.2
4 Motschenbacher, Karley (W Texas A&M)	19	77	4.1	74	3.9	151	7.9
5 Johnson, Destiny (Western NM)	12	28	2.3	65	5.4	93	7.8
6 Lollie, Mar'Shalia (UAFA)	17	68	4.0	62	3.6	130	7.6
7 Davis, Liah (UT Tyler)	15	33	2.2	80	5.3	113	7.5
8 Kernal, DesiRay (Texas A&M-Commerce)	17	46	2.7	82	4.8	128	7.5
9 Stephens, Madeline (Angelo State)	15	32	2.1	80	5.3	112	7.5
10 Robertson, Juliana (Lubbock Christian)	19	26	1.4	109	5.7	135	7.1

## STEALS LEADERS

	GP	No.	AVG/G
Schulte, Allie (Lubbock Christian)	19	60	3.2
2 King, Katie (Cameron)	12	34	2.8
3 Peterson, Stephanie (Cameron)	15	42	2.8
4 Munoz, Avalon (UT Permian Basin)	17	40	2.4
5 Roberts, Zamorye (West Texas A&M)	15	34	2.3
6 Langton, Eva (Texas A&M International)	15	34	2.3
7 Hedge, Maighan (Cameron)	15	33	2.2
8 Woods, Brielle (Texas Woman's)	14	30	2.1
9 Elston, Paige (UAFA)	17	36	2.1
10 Fernandez, Clara (Texas A&M Int'l)	16	32	2.0

## 3FGM LEADERS

	GP	3FGM	AVG/G
1 Hedge, Maighan (Cameron)	15	44	2.9
2 Duncan, Ashton (Lubbock Christian)	19	52	2.7
3 Hardeman, Sydney (St. Mary's)	15	41	2.7
4 Hevinder, Lovisa (UT Tyler)	15	40	2.7
5 Bradley, Kate (Oklahoma Christian)	13	26	2.0
6 Sheridan Bostic (Midwestern State)	16	31	1.9
7 King, Katie (Cameron)	12	23	1.9
8 Roberts, Zamorye (West Texas A&M)	15	28	1.9
9 Stice, Natalie (Eastern New Mexico)	13	22	1.7
10 Allensworth, Korie (Cameron)	15	25	1.7

## FIELD GOAL LEADERS

	GP	FG	FGA	PCT
1 Wykoff, Alexus (UT Permian Basin)	13	67	105	.638
2 Brown, Raiana (Texas A&M Int'l)	16	118	200	.590
3 Davis, Liah (UT Tyler)	15	102	176	.580
4 Hedge, Maighan (Cameron)	15	121	236	.513
5 Wilson, Hannah (St. Mary's)	16	109	220	.495
6 Peterson, Stephanie (Cameron)	15	75	161	.466

## ASSIST LEADERS

	GP	No.	AVG/G
1 Frances King (Midwestern State)	16	79	4.9
2 Quiroz, Evelyn (Texas A&M International)	14	64	4.6
3 Brown, Payton (Angelo State)	15	66	4.4
4 Bradley, Kate (Oklahoma Christian)	13	54	4.2
5 Munoz, Avalon (UT Permian Basin)	17	70	4.1
6 Rivers, Mia (Texas A&M-Kingsville)	17	65	3.8
7 Crouse, Kelsey (UT Tyler)	15	56	3.7
8 Hedge, Maighan (Cameron)	15	55	3.7
9 Peterson, Stephanie (Cameron)	15	54	3.6
10 Robinson, Dyani (Texas A&M-Commerce)	17	61	3.6

## BLOCKS LEADERS

	GP	No.	AVG/G
1 Dufek, Sammie (St. Edward's)	19	52	2.7
2 Hannah Reynolds (Midwestern State)	15	37	2.5
3 Lewis, Alivia (West Texas A&M)	18	42	2.3
4 Davis, Liah (UT Tyler)	15	23	1.5
5 Johnson, Destiny (Western NM)	12	16	1.3
6 Wilson, Hannah (St. Mary's)	16	20	1.3
7 Lee, Olivia (Western New Mexico)	12	14	1.2
8 Tac, Agang (Texas Woman's)	13	14	1.1
9 Foster, Grace (Lubbock Christian)	19	19	1.0
10 Williams, Devon (Texas A&M-Kingsville)	17	17	1.0

## 3FG% LEADERS

	GP	3FG	3FGA	PCT
1 Hevinder, Lovisa (UT Tyler)	15	40	83	.482
2 Hedge, Maighan (Cameron)	15	44	95	.463
3 Duncan, Ashton (Lubbock Christian)	19	52	147	.354
4 Hardeman, Sydney (St. Mary's)	15	41	116	.353
5 Bradley, Kate (Oklahoma Christian)	13	26	88	.295

## FT% LEADERS

	GP	FT	FTA	PCT
1 Schulte, Allie (Lubbock Christian)	19	50	56	.893
2 Moyer, Sadie (Texas Woman's)	15	57	64	.891
3 Hedge, Maighan (Cameron)	15	51	60	.850
4 Morgan Lenahan (Midwestern State)	16	57	68	.838
5 Smith, Asiyha (Tex A&M-Commerce)	17	45	54	.833
6 Robinson, Dyani (Tx A&M-Commerce)	17	52	63	.825
7 Lewis, Alivia (West Texas A&M)	18	61	74	.824
8 Frances King (Midwestern State)	16	70	85	.824

## Eight is Enough Again For Duncan Against Rattlers

LCU's Ashton Duncan Matches Program Single-Game Three-Point Record and Forces Opponent Into Most Turnovers Since 2008

### LUBBOCK CHRISTIAN -VS- ST. MARY'S




# 72

Jan. 22 - LUBBOCK, TEXAS

RIP GRIFFIN CENTER

# 39

Ashton Duncan matched a Lubbock Christian University Lady Chaparrals program single-game record in three-pointers, as she connected on eight long-range shots and climbed the LCU record books in the process during a 72-39 victory for the No.10 Lady Chaps over St. Mary's Saturday afternoon in Lone Star Conference play. The victory inside Rip Griffin Center extended LCU's NCAA Division II leading home win streak to 98 games.

Duncan's eight three pointers matched her career high, while also matching a program single-game record. Bailey Haist first set the bar at eight three-pointers on Jan. 2, 2017 (at Texas A&M International). Duncan tied the record on Dec. 11, 2020 with eight three-pointers against St. Mary's, marking Saturday's performance the third time the feat has been completed by a Lady Chap (Duncan has two of the three performances and has the only ones inside Rip Griffin Center). In addition to the single-game record, the eight three-pointers for Duncan also moved her into third on LCU's career three-point field goals list with 238 in her LCU career. She surpassed Sierra Lovorn (Wilcox), who had 234 three-pointers from 2005-2009.

StMU's leading scorer, Hannah Wilson, opened the game's scoring with a bucket 27 seconds into the contest, but that would be the only lead of the game for the Rattlers and the only points in the game from Wilson. LCU responded with a 9-0 run, with four points of the run tallied by Allie Schulte and Duncan's first three-pointer of the game also in the mix. The Rattlers called a timeout and responded with a 5-0 run. Tonia Bilic connected on a three-pointer for StMU, cutting LCU's lead to 9-7 with 5:42 left in the quarter. The Lady Chaps erupted with a 12-0 run off four consecutive three-point attempts. Duncan had a trio of the three-pointers and finished the quarter with four three-pointers to help LCU take a 25-13 lead.

LCU had another run of three-pointers in the first half during the second quarter. Duncan led off a 9-0 run with a trey before Schulte and Shaylee Stovall followed to put LCU up 36-16 midway through the quarter. The Lady Chaps were scoreless the ensuing two minutes, as a pair of field goals by Michaela Kucera completed a 6-0 StMU run. Stovall and Duncan connected with three-pointers to end the Rattlers run and placed LCU with a 42-22 halftime lead.

Duncan and Stovall each co-led LCU in scoring in the second quarter with six points, and Duncan had 18 points in the half off 6-of-9 shooting from three-point range. She also had four steals in the half. LCU was 10-of-18 (55.6%) from three-point range in the half.

StMU, 3-of-5 in the first half from long range, had two three-pointers in the third quarter, but they stood as the only Rattlers only field goals in the quarter. LCU outscored StMU 17-8 in the quarter. Duncan had two three-pointers in the quarter, with her eighth three-pointer hit with 6:05 left in the quarter, and LCU took a 59-30 lead into the final quarter.

LCU dressed 16 players and all 16 received playing time, as 14 players played in the fourth quarter. Reese Schumann led LCU with six points in the quarter, including a layup with 97 seconds left in the game, which opened a 7-0 LCU run.

The Lady Chaps attempted a season-high 31 three-pointers, making 12 of them for a 38.7% mark from outside. Duncan's eight three-pointers led to a 24-point performance and she was two points shy of her career high. She also notched a career-high four steals, helping LCU to their second-highest steals total this season (17). Schulte also had four steals, which added to her 11 points and eight assists (one shy of matching a career high).

LCU's steals total played a part of StMU completing the game with 34 turnovers, which is the highest turnover total by an LCU opponent since Dallas Christian was forced into 35 turnovers on Nov. 4, 2008. Their turnovers (forced) and 16 offensive rebounds led to 70 field goal attempts for LCU (their highest total since 70 in the 2019 NCAA Div. II championship game against Southwestern Oklahoma on Mar. 29, 2019). LCU, holding StMU to 31% (31/42) from the field, had a 28-shot margin in shot attempts (70-42), which is their biggest shot margin since Dec. 31, 2009 in Abilene, Texas against Dallas Christian.

The Rattlers fell to 1-14 overall and 0-4 in the LSC. Sydney Hardeman led the Rattlers with 11 points.

LCU, improving to 16-3 overall and 5-2 in the LSC, notched their 12th consecutive win in the head-to-head series against the Rattlers. The Lady Chaps are 20-3 in the all-time series with the Rattlers.

### TURNING POINT

LCU's 12-0 run in the first quarter helped LCU cruise the rest of the game. The Lady Chaps nearly had a 9-2 lead slip away after StMU rallied with a 7-0 run. Duncan hit four consecutive three-point attempts, with three drained during the 12-0 run. They came during a stretch in which LCU made six of seven consecutive three-point attempts. The 12-0 run was during a span of 2:13 and put LCU up 21-7.

St. Mary's (TX) 39 • 1-14, 0-4 Lone St															
		Total			3-Ptr			Rebounds			PF			Min	
#	Player	FG	FGA	FT	FTA	Off	Def	Off	Def	TP	A	TO	Bk		
22	Faith Phillips	f	1-7	0-1	0-0	1	6	7	2	2	1	3	0	25	
25	Tonia Bilic	f	2-2	1-1	1-2	0	2	2	0	6	1	4	0	18	
21	Hannah Wilson	f	1-7	0-0	0-0	1	7	8	1	2	2	4	0	25	
10	Mya Culiver	g	2-6	1-1	2-2	1	1	2	3	7	3	11	0	36	
23	Sydney Hardeman	g	3-8	3-5	2-2	0	2	2	0	11	0	5	0	1	36
02	Michaela Kucera		2-5	0-1	0-0	1	2	3	5	4	1	2	1	0	14
05	Natalia Ryng		1-2	0-0	0-0	1	4	5	1	2	0	2	0	1	19
21	Bella Hughes		1-5	1-2	2-3	0	3	3	1	5	0	2	1	0	27
Team						3	0	3				1			
Totals			13-42	6-11	7-9	8	27	35	13	39	8	34	2	7	200
1st - FG %:		5-9	55.6%	2nd: 3-12	25.0%	3rd: 2-9	22.2%	4th: 3-12	25.0%	Game: 13-42	31.0%	Deadball			
3FG %:		2-2	100.0%	1-3	33.3%	2-3	66.7%	1-3	33.3%	6-11	54.5%	Rebounds			1
FT %:		1-2	50.0%	2-2	100.0%	2-2	100.0%	2-3	66.7%	7-9	77.8%				
Lubbock Christian 72 • 16-3, 5-2 Lone St															
		Total			3-Ptr			Rebounds			PF			Min	
#	Player	FG	FGA	FT	FTA	Off	Def	Off	Def	TP	A	TO	Bk		
22	Juliana Robertson	f	0-3	0-0	0-0	2	2	4	1	0	2	0	1	1	14
01	Ashton Duncan	g	8-13	8-13	0-0	0	2	2	1	24	0	3	1	4	26
05	Laynee Burr	g	2-8	1-5	0-0	3	3	6	1	5	2	1	1	0	22
14	Channing Cunyus	g	1-4	0-0	0-0	0	0	0	0	2	2	1	1	3	20
21	Allie Schulte	g	5-9	1-3	0-0	2	3	5	1	11	8	0	0	4	23
00	Grace Foster		4-8	0-3	0-0	2	3	5	0	8	0	1	2	0	15
02	Maci Maddox		2-4	0-1	0-0	0	0	0	0	4	0	1	0	0	11
03	Audrey Robertson		0-2	0-1	1-2	0	0	0	0	2	1	5	2	1	15
04	Rachel Haase		0-0	0-0	0-0	0	0	0	1	0	0	0	0	0	5
12	Savannah Sumrall		0-2	0-2	0-0	0	0	0	0	0	0	0	0	0	3
15	Shaylee Stovall		2-3	2-3	0-0	0	0	0	0	2	6	0	0	0	11
20	Carl Bostwick		1-2	0-0	1-1	0	1	1	0	3	1	1	0	0	5
23	Brylee Winfrey		0-0	0-0	0-0	0	4	4	0	0	3	1	0	1	6
30	Audrey Spurgin		1-4	0-0	0-0	1	2	3	1	2	0	2	0	0	8
34	Whitney Cox		1-5	0-0	0-0	2	1	3	0	2	1	0	1	0	10
40	Reese Schumann		2-3	0-0	0-0	1	0	1	0	4	0	0	0	0	6
Team						3	1	4							
Totals			29-70	12-31	2-5	16	22	38	12	72	23	15	7	17	200
1st - FG %:		10-20	50.0%	2nd: 6-16	37.5%	3rd: 7-17	41.2%	4th: 6-17	35.3%	Game: 29-70	41.4%	Deadball			
3FG %:		5-9	55.6%	2-9	22.2%	1-2	50.0%	0-4	0.0%	12-31	38.7%	Rebounds			1
FT %:		0-0	0.0%	0-2	0.0%	1-2	50.0%	1-1	100.0%	2-5	40.0%				
Officials: Kelsey Curry, Randall Arbuckle, Michael Urdiales															
Technical fouls: St. Mary's (TX)-None, Lubbock Christian-None.															
Attendance: 476															
2021-22 Women's Basketball. Round: 0. Lubbock Christian vs St. Mary's (TX). PI															
Score by periods															
		1st	2nd	3rd	4th	Total									
St. Mary's (TX)		13	9	8	9	39									
Lubbock Christian		25	17	17	13	72									



## 2021-22 STATISTICS

Overall record: 16-3 Conf: 5-2 Home: 7-0 Away: 6-2 Neutral: 3-1

#	Player	gp-gs	min	avg	Total		3-Point		F-Throw		Rebounds				pf	dq	a	to	blk	stl	pts	avg
					fg-fga	fg%	3fg-fga	3fg%	ft-fa	ft%	off	def	tot	avg								
00	Grace Foster	19-0	297	15.6	57-108	.528	15-42	.357	18-25	.720	20	50	70	3.7	25	1	12	25	19	5	147	7.7
01	Ashton Duncan	19-19	556	29.3	73-190	.384	52-147	.354	18-22	.818	5	39	44	2.3	24	0	19	18	2	18	216	11.4
02	Maci Maddox	17-0	170	10.0	9-31	.290	1-5	.200	6-6	1.000	1	4	5	0.3	5	0	7	7	0	8	25	1.5
03	Audrey Robertson	19-0	300	15.8	25-68	.368	5-22	.227	14-21	.667	9	8	17	0.9	23	0	17	16	5	15	69	3.6
04	Rachel Haase	2-0	9	4.5	0-1	.000	0-1	.000	0-0	.000	0	0	0	0.0	1	0	0	0	0	0	0	0.0
05	Laynee Burr	19-19	521	27.4	58-129	.450	15-48	.313	24-29	.828	15	43	58	3.1	43	0	47	22	4	22	155	8.2
12	Savannah Sumrall	9-0	50	5.6	2-9	.222	0-4	.000	4-6	.667	1	2	3	0.3	2	0	2	7	0	2	8	0.9
14	Channing Cunyus	19-19	490	25.8	54-112	.482	21-50	.420	24-31	.774	18	52	70	3.7	29	0	35	22	5	26	153	8.1
15	Shaylee Stovall	15-0	96	6.4	7-13	.538	5-9	.556	4-6	.667	0	9	9	0.6	6	0	4	3	0	4	23	1.5
20	Carli Bostwick	9-0	42	4.7	4-9	.444	1-3	.333	5-7	.714	0	3	3	0.3	2	0	2	3	0	2	14	1.6
21	Allie Schulte	19-19	522	27.5	76-159	.478	22-62	.355	50-56	.893	13	51	64	3.4	24	0	67	28	6	60	224	11.8
22	Juliana Robertson	19-19	491	25.8	48-119	.403	5-21	.238	19-27	.704	26	109	135	7.1	49	3	30	37	16	22	120	6.3
23	Brylee Winfrey	9-0	52	5.8	2-13	.154	1-7	.143	6-7	.857	0	11	11	1.2	6	0	8	9	1	3	11	1.2
30	Audrey Spurgin	10-0	50	5.0	2-12	.167	0-0	.000	8-10	.800	1	9	10	1.0	11	0	0	9	1	2	12	1.2
34	Whitney Cox	18-0	114	6.3	9-27	.333	0-0	.000	7-12	.583	4	16	20	1.1	17	0	8	11	6	1	25	1.4
40	Reese Schumann	8-0	40	5.0	4-9	.444	0-0	.000	3-6	.500	7	6	13	1.6	5	0	0	2	0	0	11	1.4
Team											18	37	55				17					
Total.....		19	3800		430-1009	.426	143-421	.340	210-271	.775	138	449	587	30.9	272	4	258	236	65	190	1213	63.8
Opponents.....		19	3802		350-969	.361	85-310	.274	164-247	.664	179	446	625	32.9	279	4	184	340	34	103	949	49.9

TEAM STATISTICS	LCU	OPP
SCORING	1213	949
Points per game	63.8	49.9
Scoring margin	+13.9	-
FIELD GOALS-ATT	430-1009	350-969
Field goal pct	.426	.361
3 POINT FG-ATT	143-421	85-310
3-point FG pct	.340	.274
3-pt FG made per game	7.5	4.5
FREE THROWS-ATT	210-271	164-247
Free throw pct	.775	.664
F-Throws made per game	11.1	8.6
REBOUNDS	587	625
Rebounds per game	30.9	32.9
Rebounding margin	-2.0	-
ASSISTS	258	184
Assists per game	13.6	9.7
TURNOVERS	236	340
Turnovers per game	12.4	17.9
Turnover margin	+5.5	-
Assist/turnover ratio	1.1	0.5
STEALS	190	103
Steals per game	10.0	5.4
BLOCKS	65	34
Blocks per game	3.4	1.8
ATTENDANCE	4410	3907
Home games-Avg/Game	7-630	8-416
Neutral site-Avg/Game	-	4-146

Score by Periods	1st	2nd	3rd	4th	Totals
Lubbock Christian	314	322	305	272	1213
Opponents	221	211	251	266	949

Date	Opponent	Score	Att.
! 11/05/21	vs Montevallo	w 69-55	155
! 11/06/21	at Mont. St. Billings	w 67-61	397
! 11/07/21	vs Tampa	w 56-44	130
^ 11/12/21	at Colo. Christian	w 60-46	237
^ 11/13/21	vs Colorado St.-Pueblo	L 56-64	150
11/19/21	LANDER	w 76-72	612
11/20/21	DAEMEN	w 62-37	617
~ 11/25/21	vs Minn.-Crookston	w 62-42	148
~ 11/26/21	at Hawaii Pacific	w 73-52	152
12/07/21	WEST TEX. A&M	w 60-49	891
12/11/21	at Western N.M.	w 67-39	126
12/16/21	CAMERON	w 75-61	789
* 12/31/21	at Tex. A&M-Kingsville	L 42-59	129
* 01/02/22	at Tex. A&M Int'l	w 62-48	120
* 01/06/22	ARK.-FORT SMITH	w 71-34	512
* 01/13/22	at Tex. A&M-Commerce	L 62-66	1776
* 01/15/22	at Texas-Tyler	w 57-37	387
* 01/20/22	ST. EDWARD'S	w 64-44	513
* 01/22/22	ST. MARY'S (TX)	w 72-39	476

\* = Conference game

! = DII CCA Tip Off Classic at the Trailhead (Billings, Mont.)

^ = RMAC/LSC Tip-Off Challenge (Lakewood, Colo.)

~ = Oahu Thanksgiving Classic (Honolulu, HI)

# LUBBOCK CHRISTIAN UNIVERSITY WOMEN'S BASKETBALL GAME NOTES

## LCU RECORD WHEN...

At home .....	7-0
On the road .....	6-2
Neutral site.....	3-1
Lone Star Conference .....	5-2

Monday .....	0-0
Tuesday.....	1-0
Wednesday.....	1-0
Thursday .....	3-1
Friday.....	4-1
Saturday.....	5-1
Sunday .....	2-0

Against ranked opponents.....	3-1
Top 5 opponents .....	1-0
Top 10 opponents .....	1-1

### Scoring

70-plus points .....	5-0
60-69 points .....	9-1
50-59 points .....	2-1
49 or less points.....	0-1

### Allowing

70-plus points .....	0-1
60-69 points .....	3-1
50-59 points .....	3-1
49 or less points.....	10-0

### Shooting

50% or better .....	2-0
40-49% .....	11-1
30-39% .....	3-1
29% or less .....	0-1

### Opponents Shooting

50% or better .....	0-1
40-49% .....	2-0
30-39% .....	12-2
29.9% or less .....	2-0

### Percentages From The Field

Out-shooting the opponent .....	15-1
Opponents out-shoot LCU .....	1-2
Tied .....	0-0

### Rebounding

Out-rebound an opponent.....	8-0
Opponent out-rebounds LCU .....	8-3
Tied .....	0-0

### Turnovers

Commit 15 or less turnovers .....	14-3
Commit more than 15 turnovers.....	2-0
Force 15 or less turnovers.....	5-2
Force more than 15 .....	11-1

### Misc.

When Leading after the 1st Quarter.....	13-1
When Tied after the 1st Quarter.....	0-1
When Trailing after the 1st Quarter.....	3-1

When Leading at halftime .....	15-1
When Tied at halftime .....	0-0
When Trailing at halftime .....	1-2

When Leading after the 3rd Quarter .....	15-1
When Tied after the 3rd Quarter .....	0-0
When Trailing after the 3rd Quarter .....	1-2
Overtime .....	0-0

## Lubbock Christian Team Game-by-Game Comparison (as of Jan 25, 2022)

### All games

Opponent	1st	2nd	Score	Mar	Total FG	FG Pct	3-Pointers	3FG Pct	Free Throws	FT Pct	Rebounds	Assist	T/Over	Block	Steal	Fouls
Montevallo	36/26	33/29	69-55	+14	25-59/18-56	.424/.321	13-29/5-22	.448/.227	6-6/14-24	.1000/.583	35/41 (6)	19/8	13/16	5/2	11/6	18/13
Mont. St. Billings	36/31	31/30	67-61	+6	22-46/23-51	.478/.451	7-19/7-19	.368/.368	16-21/8-8	.762/1000	25/29 (4)	10/18	13/18	1/0	9/4	12/20
Tampa	24/21	32/23	56-44	+12	20-44/17-43	.455/.395	8-23/5-11	.348/.455	8-11/5-6	.727/.833	26/24 +2	13/12	14/17	2/1	6/3	14/15
Colo. Christian	27/22	33/24	60-46	+14	18-56/18-52	.321/.346	6-23/4-16	.261/.250	18-21/6-13	.857/.462	35/29 +6	9/7	9/15	3/2	9/2	15/17
Colorado St.-Pueblo	28/31	28/33	56-64	(8)	18-51/23-62	.353/.371	6-21/8-25	.286/.320	14-16/10-13	.875/.769	23/41 (18)	8/10	14/13	3/3	9/10	13/14
LANDER	33/37	43/35	76-72	+4	21-45/26-64	.467/.406	4-16/6-20	.250/.300	30-31/14-21	.968/.667	28/40 (12)	10/13	16/17	5/2	4/10	17/24
DAEMEN	27/14	35/23	62-37	+25	19-54/14-49	.352/.286	5-18/1-13	.278/.077	19-22/8-16	.864/.500	36/38 (2)	12/10	8/17	1/2	8/1	21/19
Minn.-Crookston	33/16	29/26	62-42	+20	25-63/14-43	.397/.326	4-25/0-12	.160/.000	8-12/14-22	.667/.636	43/29 +14	17/5	8/15	5/4	7/0	25/12
Hawaii Pacific	41/22	32/30	73-52	+21	27-49/18-57	.551/.316	11-22/6-28	.500/.214	8-12/10-14	.667/.714	34/32 +2	18/9	12/10	0/1	8/3	13/14
WEST TEX. A&M	33/25	27/24	60-49	+11	23-53/18-51	.434/.353	8-19/3-15	.421/.200	6-8/10-15	.750/.667	32/35 (3)	10/8	9/14	2/1	6/7	12/11
Western N.M.	42/15	25/24	67-39	+28	26-58/16-46	.448/.348	8-18/3-14	.444/.214	7-10/4-6	.700/.667	23/29 (6)	12/8	8/23	2/0	15/4	12/12
CAMERON	39/25	36/36	75-61	+14	27-57/24-61	.474/.393	7-20/7-21	.350/.333	14-19/6-6	.737/1000	38/31 +7	19/10	12/17	1/2	9/6	8/16
Tex. A&M-Kingsville	23/31	19/28	42-59	(17)	15-51/22-41	.294/.537	4-28/7-15	.143/.467	8-14/8-13	.571/.615	23/37 (14)	6/13	13/20	3/2	15/8	12/13
Tex. A&M Int'l	33/21	29/27	62-48	+14	22-55/16-45	.400/.356	8-30/5-12	.267/.417	10-14/11-20	.714/.550	26/31 (5)	17/12	15/26	4/1	21/9	18/11
ARK.-FORT SMITH	38/6	33/28	71-34	+37	25-46/14-42	.543/.333	9-18/2-9	.500/.222	12-15/4-8	.800/.500	29/20 +9	14/5	19/25	2/0	11/8	8/12
Tex. A&M-Commerce	36/28	26/38	62-66	(4)	24-55/22-63	.436/.349	6-25/3-12	.240/.250	8-14/19-26	.571/.731	28/47 (19)	9/11	11/14	9/5	9/7	20/15
Texas-Tyler	32/18	25/19	57-37	+20	20-48/14-50	.417/.280	12-24/5-18	.500/.278	5-6/4-5	.833/.800	39/25 +14	17/7	14/9	4/0	3/6	9/13
ST. EDWARD'S	33/21	31/23	64-44	+20	24-49/20-51	.490/.392	5-12/2-17	.417/.118	11-14/2-2	.786/1000	26/32 (6)	15/10	13/20	6/4	13/2	13/15
ST. MARY'S (TX)	42/22	30/17	72-39	+33	29-70/13-42	.414/.310	12-31/6-11	.387/.545	2-5/7-9	.400/.778	38/35 +3	23/8	15/34	7/2	17/7	12/13

Note: Game totals are displayed in the format TEAM/OPPONENT for each category

**LUBBOCK CHRISTIAN UNIVERSITY WOMEN'S BASKETBALL GAME NOTES**

Lubbock Christian Points-Rebounds-Assists (as of Jan 26, 2022)

**All games**

Opponent	Date	Score		00 FOSTER, GRA	01 DUNCAN, ASH	02 MADDOX, MAC	03 ROBERTSON,	04 HAASE, RACH	05 BURR, LAYNE	12 SUMRALL, SA
vs Montevallo	11/05/21	69-55	w	7-9-1	12-4-1	0-0-0	2-0-0	DNP	10-3-6	0-0-0
at Mont. St. Billings	11/06/21	67-61	w	0-1-0	22-5-2	DNP	5-0-0	DNP	5-2-3	DNP
vs Tampa	11/07/21	56-44	w	10-2-0	10-2-2	0-0-1	1-1-1	DNP	18-3-2	DNP
at Colo. Christian	11/12/21	60-46	w	8-2-0	10-2-1	0-1-0	3-3-0	DNP	19-3-3	0-2-0
vs Colorado St.-Pueblo	11/13/21	56-64	L	4-5-0	20-4-0	0-0-0	5-0-0	DNP	2-2-0	DNP
LANDER	11/19/21	76-72	w	7-8-0	7-1-1	4-0-0	12-1-0	DNP	10-4-5	DNP
DAEMEN	11/20/21	62-37	w	8-5-2	10-3-1	2-0-0	0-2-0	DNP	7-2-1	0-0-2
vs Minn.-Crookston	11/25/21	62-42	w	8-3-1	5-3-0	2-0-0	6-4-0	DNP	6-4-1	0-0-0
at Hawaii Pacific	11/26/21	73-52	w	2-1-0	18-1-2	0-0-0	2-0-0	DNP	8-4-4	2-0-0
WEST TEX. A&M	12/07/21	60-49	w	5-0-0	20-1-0	4-1-3	0-0-0	DNP	6-3-2	DNP
at Western N.M.	12/11/21	67-39	w	11-1-2	7-4-0	2-2-2	9-2-0	DNP	8-2-2	0-1-0
CAMERON	12/16/21	75-61	w	20-4-2	9-4-0	2-0-0	7-1-4	DNP	4-5-5	DNP
at Tex. A&M-Kingsville	12/31/21	42-59	L	4-0-1	3-6-1	0-0-0	5-0-1	DNP	9-5-3	DNP
at Tex. A&M Int'l	01/02/22	62-48	w	2-2-0	16-1-3	0-0-0	5-2-2	DNP	3-4-1	DNP
ARK.-FORT SMITH	01/06/22	71-34	w	14-4-1	0-0-1	2-1-0	2-0-1	DNP	10-3-0	2-0-0
at Tex. A&M-Commerce	01/13/22	62-66	L	20-11-0	0-1-0	DNP	0-0-1	DNP	12-2-2	DNP
at Texas-Tyler	01/15/22	57-37	w	2-2-2	20-0-3	3-0-1	0-1-2	DNP	3-0-2	DNP
ST. EDWARD'S	01/20/22	64-44	w	7-5-0	3-0-1	0-0-0	4-0-0	0-0-0	10-1-3	4-0-0
ST. MARY'S (TX)	01/22/22	72-39	w	8-5-0	24-2-0	4-0-0	1-0-5	0-0-0	5-6-2	0-0-0

Opponent	Date	Score		14 CUNYUS, CHA	15 STOVALL, SH	20 BOSTWICK, C	21 SCHULTE, AL	22 ROBERTSON,	23 WINFREY, BR	30 SPURGIN, AU
vs Montevallo	11/05/21	69-55	w	8-2-2	0-0-0	0-1-0	19-5-5	9-6-3	0-0-0	2-0-0
at Mont. St. Billings	11/06/21	67-61	w	12-1-2	DNP	DNP	16-7-3	7-5-0	DNP	DNP
vs Tampa	11/07/21	56-44	w	2-5-2	0-0-0	DNP	10-4-4	5-7-1	DNP	0-0-0
at Colo. Christian	11/12/21	60-46	w	10-8-2	3-2-0	0-0-0	4-3-3	0-8-0	0-0-0	0-0-0
vs Colorado St.-Pueblo	11/13/21	56-64	L	11-1-0	0-0-0	DNP	12-6-8	2-5-0	DNP	DNP
LANDER	11/19/21	76-72	w	11-4-2	DNP	DNP	12-3-2	11-3-0	DNP	DNP
DAEMEN	11/20/21	62-37	w	5-5-2	0-1-1	2-0-0	17-2-2	2-7-1	5-0-0	0-1-0
vs Minn.-Crookston	11/25/21	62-42	w	10-7-4	0-2-2	0-0-0	12-4-4	8-6-3	2-1-1	0-3-0
at Hawaii Pacific	11/26/21	73-52	w	9-4-1	1-1-0	0-0-0	22-4-6	5-13-4	0-2-1	0-0-0
WEST TEX. A&M	12/07/21	60-49	w	5-4-2	DNP	DNP	9-3-2	11-15-1	DNP	DNP
at Western N.M.	12/11/21	67-39	w	6-1-1	6-0-0	0-0-0	6-1-0	5-0-1	0-1-2	1-0-0
CAMERON	12/16/21	75-61	w	13-6-2	0-0-0	DNP	4-5-5	14-8-1	DNP	DNP
at Tex. A&M-Kingsville	12/31/21	42-59	L	6-2-0	0-1-0	DNP	7-1-0	8-8-0	DNP	DNP
at Tex. A&M Int'l	01/02/22	62-48	w	9-7-5	0-1-0	DNP	23-3-5	2-4-1	DNP	DNP
ARK.-FORT SMITH	01/06/22	71-34	w	3-1-1	5-0-1	3-1-1	12-1-3	5-4-3	4-1-1	7-3-0
at Tex. A&M-Commerce	01/13/22	62-66	L	7-1-3	0-0-0	DNP	12-3-0	11-6-3	DNP	DNP
at Texas-Tyler	01/15/22	57-37	w	13-9-0	DNP	DNP	5-2-4	9-18-2	DNP	DNP
ST. EDWARD'S	01/20/22	64-44	w	11-2-3	2-1-0	6-0-0	11-2-3	6-8-4	0-2-0	0-0-0
ST. MARY'S (TX)	01/22/22	72-39	w	2-0-1	6-0-0	3-1-1	11-5-8	0-4-2	0-4-3	2-3-0

## LCU - INDIVIDUAL GAME HIGHS

Points	24	Ashton Duncan vs St. Mary's (TX) (01/22/22)
	23	Allie Schulte at Tex. A&M Int'l (01/02/22)
	22	Allie Schulte at Hawaii Pacific (11/26/21)
	22	Ashton Duncan at Mont. St. Billings (11/06/21)
	20	Ashton Duncan at Texas-Tyler (01/15/22)
	20	Grace Foster at Tex. A&M-Commerce (01/13/22)
	20	Grace Foster vs Cameron (12/16/21)
	20	Ashton Duncan vs West Tex. A&M (12/07/21)
	20	Ashton Duncan vs Colorado St.-Pueblo (11/13/21)
Field Goals Made	9	Allie Schulte at Hawaii Pacific (11/26/21)
	8	Ashton Duncan vs St. Mary's (TX) (01/22/22)
	8	Grace Foster vs Cameron (12/16/21)
	8	Ashton Duncan vs West Tex. A&M (12/07/21)
	8	Ashton Duncan vs Colorado St.-Pueblo (11/13/21)
	8	Allie Schulte vs Montevallo (11/05/21)
Field Goal Att.	18	Ashton Duncan at Tex. A&M Int'l (01/02/22)
	15	Ashton Duncan vs West Tex. A&M (12/07/21)
FG Pct (min 5 made)	.833 (5-6)	Channing Cunyus at Texas-Tyler (01/15/22)
	.833 (5-6)	Allie Schulte vs Ark.-Fort Smith (01/06/22)
3-Point FG Made	8	Ashton Duncan vs St. Mary's (TX) (01/22/22)
	6	Ashton Duncan at Texas-Tyler (01/15/22)
	6	Ashton Duncan at Hawaii Pacific (11/26/21)
3-Point FG Att.	16	Ashton Duncan at Tex. A&M Int'l (01/02/22)
	13	Ashton Duncan vs St. Mary's (TX) (01/22/22)
3-Pt FG Pct (min 2 made)	1.000 (2-2)	Channing Cunyus at Texas-Tyler (01/15/22)
	1.000 (2-2)	Grace Foster at Western N.M. (12/11/21)
	1.000 (2-2)	Channing Cunyus at Western N.M. (12/11/21)
	1.000 (2-2)	Channing Cunyus vs Montevallo (11/05/21)
Free Throws Made	10	Allie Schulte vs Lander (11/19/21)
	8	Allie Schulte vs Colorado St.-Pueblo (11/13/21)
Free Throw Att.	10	Allie Schulte vs Lander (11/19/21)
	8	Allie Schulte at Tex. A&M Int'l (01/02/22)
	8	Channing Cunyus vs Cameron (12/16/21)
	8	Allie Schulte vs Colorado St.-Pueblo (11/13/21)
FT Pct (min 3 made)	1.000 (10-10)	Allie Schulte vs Lander (11/19/21)
	1.000 (8-8)	Allie Schulte vs Colorado St.-Pueblo (11/13/21)
	1.000 (6-6)	Allie Schulte vs Daemen (11/20/21)
	1.000 (6-6)	Channing Cunyus at Colo. Christian (11/12/21)
	1.000 (6-6)	Allie Schulte at Mont. St. Billings (11/06/21)
	1.000 (4-4)	Carli Bostwick vs St. Edward's (01/20/22)
	1.000 (4-4)	Whitney Cox at Western N.M. (12/11/21)
	1.000 (4-4)	Channing Cunyus vs Lander (11/19/21)
	1.000 (4-4)	Laynee Burr vs Lander (11/19/21)
	1.000 (4-4)	Laynee Burr vs Tampa (11/07/21)
	1.000 (4-4)	Juliana Robertson vs Montevallo (11/05/21)
	1.000 (3-3)	Laynee Burr at Tex. A&M-Commerce (01/13/22)
	1.000 (3-3)	Grace Foster vs Cameron (12/16/21)
	1.000 (3-3)	Laynee Burr at Colo. Christian (11/12/21)
Rebounds	18	Juliana Robertson at Texas-Tyler (01/15/22)
	15	Juliana Robertson vs West Tex. A&M (12/07/21)
Assists	8	Allie Schulte vs St. Mary's (TX) (01/22/22)
	8	Allie Schulte vs Colorado St.-Pueblo (11/13/21)
Steals	8	Allie Schulte at Tex. A&M Int'l (01/02/22)

## OPPONENT - INDIVIDUAL GAME HIGHS

Points	27	Zamiya Passmore vs Lander (11/19/21)
	18	Dyani Robinson at Tex. A&M-Commerce (01/13/22)
	18	Alisha Davis vs Colorado St.-Pueblo (11/13/21)
	16	Jayde Tschritter at Tex. A&M-Kingsville (12/31/21)
	16	Avery Cargill at Hawaii Pacific (11/26/21)
Field Goals Made	10	Zamiya Passmore vs Lander (11/19/21)
	7	Dyani Robinson at Tex. A&M-Commerce (01/13/22)
	7	Alisha Davis vs Colorado St.-Pueblo (11/13/21)
	7	Taryn Shelley at Mont. St. Billings (11/06/21)
Field Goal Att.	19	Dyani Robinson at Tex. A&M-Commerce (01/13/22)
	19	Zamiya Passmore vs Lander (11/19/21)
FG Pct (min 5 made)	1.000 (5-5)	Kortney Nelson at Mont. St. Billings (11/06/21)
	.833 (5-6)	Agnes Paul at Colo. Christian (11/12/21)
3-Point FG Made	4	Lovisa Hevinder at Texas-Tyler (01/15/22)
	4	Jayde Tschritter at Tex. A&M-Kingsville (12/31/21)
	4	Avery Cargill at Hawaii Pacific (11/26/21)
3-Point FG Att.	4	Tomia Johnson vs Colorado St.-Pueblo (11/13/21)
	9	Tomia Johnson vs Colorado St.-Pueblo (11/13/21)
	8	Lovisa Hevinder at Texas-Tyler (01/15/22)
	8	Makaela Zeldenryk at Hawaii Pacific (11/26/21)
	8	Avery Cargill at Hawaii Pacific (11/26/21)
	8	Zamiya Passmore vs Lander (11/19/21)
	8	Shayla Montague at Mont. St. Billings (11/06/21)
3-Pt FG Pct (min 2 made)	1.000 (2-2)	Eleanore Marciszewski vs Tampa (11/07/21)
	.750 (3-4)	Whitney Outon vs Cameron (12/16/21)
Free Throws Made	7	DesiRay Kernal at Tex. A&M-Commerce (01/13/22)
	7	Shyan Flack vs Montevallo (11/05/21)
Free Throw Att.	13	Raiana Brown at Tex. A&M Int'l (01/02/22)
	10	DesiRay Kernal at Tex. A&M-Commerce (01/13/22)
	10	Shyan Flack vs Montevallo (11/05/21)
FT Pct (min 3 made)	1.000 (4-4)	Dorian Norris at Tex. A&M-Commerce (01/13/22)
	1.000 (4-4)	Allison Ross at Hawaii Pacific (11/26/21)
	1.000 (3-3)	Emily Swiercz at Tex. A&M Int'l (01/02/22)
Rebounds	13	Shyan Flack vs Montevallo (11/05/21)
	12	Alisha Davis vs Colorado St.-Pueblo (11/13/21)
Assists	7	Zamiya Passmore vs Lander (11/19/21)
	6	Mia Rivers at Tex. A&M-Kingsville (12/31/21)
Steals	5	Karley Motschenbach vs West Tex. A&M (12/07/21)
	4	Makaila Cange vs Lander (11/19/21)
	4	Michaela Edwards vs Montevallo (11/05/21)
Blocked Shots	2	Sammie Dufek vs St. Edward's (01/20/22)
	2	Dorian Norris at Tex. A&M-Commerce (01/13/22)
	2	DesiRay Kernal at Tex. A&M-Commerce (01/13/22)
	2	Abigail Leach vs Minn.-Crookston (11/25/21)
	2	Abi Fraaza vs Minn.-Crookston (11/25/21)
	2	Miriam Recarte vs Lander (11/19/21)
Turnovers	11	Mya Culiver vs St. Mary's (TX) (01/22/22)
	7	Raiana Brown at Tex. A&M Int'l (01/02/22)
	7	Emily Swiercz at Tex. A&M Int'l (01/02/22)
Fouls	5	Michaela Kucera vs St. Mary's (TX) (01/22/22)
	5	Sarah Crews vs Lander (11/19/21)
	5	Sydney Daniels at Colo. Christian (11/12/21)
	5	Dyauni Boyce at Mont. St. Billings (11/06/21)

## DOUBLE-DOUBLES

Grace Foster	20 pts, 11 reb; at Tex. A&M-Commerce, 01/13/22
Juliana Robertson	11 pts, 15 reb; WEST TEX. A&M, 12/07/21

## GAME BY GAME SPECIALTY STATS

Opponent	T/O	2ndCh	Paint	FastB	Bench	Ties	Leads	WL	Score	Leads overcome
Montevallo	17	9	24	0	11	0	0	W	69-55	
Mont. St. Billings	16	6	24	8	5	0	3	W	67-61	trailed by 12 2nd-09:46
Tampa	28	2	22	2	11	0	3	W	56-44	trailed by 3 2nd-07:27
Colo. Christian	14	12	18	4	17	1	2	W	60-46	trailed by 2 1st-02:44
Colorado St.-Pueblo	10	0	20	0	9	1	3	L	56-64	lost 5 3rd-04:12
Lander	20	8	26	15	25	3	7	W	76-72	trailed by 13 2nd-04:52
Daemen	15	10	22	2	21	0	0	W	62-37	
Minn.-Crookston	18	19	36	6	21	0	0	W	62-42	
Hawaii Pacific	11	9	30	4	11	0	1	W	73-52	trailed by 2 1st-09:15
West Tex. A&M	22	5	24	4	9	3	3	W	60-49	trailed by 5 1st-03:06
Western N.M.	33	9	26	2	35	0	1	W	67-39	trailed by 1 1st-07:15
Cameron	24	4	34	1	31	0	1	W	75-61	trailed by 9 1st-06:32
Tex. A&M-Kingsville	15	8	20	9	9	2	0	L	42-59	
Tex. A&M Int'l	20	7	24	3	9	0	0	W	62-48	
Ark.-Fort Smith	27	4	28	10	41	0	0	W	71-34	
Tex. A&M-Commerce	8	2	32	8	20	1	0	L	62-66	lost 11 2nd-04:28
Texas-Tyler	7	5	8	2	7	0	3	W	57-37	trailed by 2 1st-07:19
St. Edward's	19	8	36	7	23	0	0	W	64-44	
St. Mary's (TX)	31	4	34	14	30	1	1	W	72-39	trailed by 2 1st-09:33
Totals	355	131	488	101	345	12	28			
Average/Game	18.7	6.9	25.7	5.3	18.2	0.6	1.5			
Opponent	215	140	432	85	269	20	24			
Average/Game	11.3	7.4	22.7	4.5	14.2	1.1	1.3			

## LCU - TEAM GAME HIGHS

POINTS	76	LANDER (11/19/21)
	75	CAMERON (12/16/21)
	73	at Hawaii Pacific (11/26/21)
	72	ST. MARY'S (TX) (01/22/22)
	71	ARK.-FORT SMITH (01/06/22)
FIELD GOALS MADE	29	ST. MARY'S (TX) (01/22/22)
	27	CAMERON (12/16/21)
	27	at Hawaii Pacific (11/26/21)
FIELD GOAL ATTEMPTS	70	ST. MARY'S (TX) (01/22/22)
	63	vs Minn.-Crookston (11/25/21)
FIELD GOAL PERCENTAGE	.551 (27-49)	at Hawaii Pacific (11/26/21)
	.543 (25-46)	ARK.-FORT SMITH (01/06/22)
3 PT FIELD GOALS MADE	13	vs Montevallo (11/05/21)
	12	ST. MARY'S (TX) (01/22/22)
	12	at Texas-Tyler (01/15/22)
3 PT FG ATTEMPTS	31	ST. MARY'S (TX) (01/22/22)
	30	at Tex. A&M Int'l (01/02/22)
3 PT FG PERCENTAGE	.500 (12-24)	at Texas-Tyler (01/15/22)
	.500 (11-22)	at Hawaii Pacific (11/26/21)
	.500 (9-18)	ARK.-FORT SMITH (01/06/22)
FREE THROWS MADE	30	LANDER (11/19/21)
	19	DAEMEN (11/20/21)
FREE THROW ATTEMPTS	31	LANDER (11/19/21)
	22	DAEMEN (11/20/21)
FREE THROW PERCENTAGE	1.000 (6-6)	vs Montevallo (11/05/21)
	.968 (30-31)	LANDER (11/19/21)
REBOUNDS	43	vs Minn.-Crookston (11/25/21)
	39	at Texas-Tyler (01/15/22)
ASSISTS	23	ST. MARY'S (TX) (01/22/22)
	19	CAMERON (12/16/21)
	19	vs Montevallo (11/05/21)
STEALS	21	at Tex. A&M Int'l (01/02/22)
	17	ST. MARY'S (TX) (01/22/22)
BLOCKED SHOTS	9	at Tex. A&M-Commerce (01/13/22)
	7	ST. MARY'S (TX) (01/22/22)
TURNOVERS	19	ARK.-FORT SMITH (01/06/22)
	16	LANDER (11/19/21)
FOULS	25	vs Minn.-Crookston (11/25/21)
	21	DAEMEN (11/20/21)

## LCU - TEAM GAME LOWS

POINTS	42	at Tex. A&M-Kingsville (12/31/21)
	56	vs Tampa (11/07/21)
	56	vs Colorado St.-Pueblo (11/13/21)
	57	at Texas-Tyler (01/15/22)
	60	at Colo. Christian (11/12/21)
	60	WEST TEX. A&M (12/07/21)
FIELD GOALS MADE	15	at Tex. A&M-Kingsville (12/31/21)
	18	at Colo. Christian (11/12/21)
	18	vs Colorado St.-Pueblo (11/13/21)
FIELD GOAL ATTEMPTS	44	vs Tampa (11/07/21)
	45	LANDER (11/19/21)
FIELD GOAL PERCENTAGE	.294 (15-51)	at Tex. A&M-Kingsville (12/31/21)
	.321 (18-56)	at Colo. Christian (11/12/21)
3 PT FIELD GOALS MADE	4	LANDER (11/19/21)
	4	vs Minn.-Crookston (11/25/21)
	4	at Tex. A&M-Kingsville (12/31/21)
3 PT FG ATTEMPTS	12	ST. EDWARD'S (01/20/22)
	16	LANDER (11/19/21)
3 PT FG PERCENTAGE	.143 (4-28)	at Tex. A&M-Kingsville (12/31/21)
	.160 (4-25)	vs Minn.-Crookston (11/25/21)
FREE THROWS MADE	2	ST. MARY'S (TX) (01/22/22)
	5	at Texas-Tyler (01/15/22)
FREE THROW ATTEMPTS	5	ST. MARY'S (TX) (01/22/22)
	6	vs Montevallo (11/05/21)
	6	at Texas-Tyler (01/15/22)
FREE THROW PERCENTAGE	.400 (2-5)	ST. MARY'S (TX) (01/22/22)
	.571 (8-14)	at Tex. A&M-Kingsville (12/31/21)
	.571 (8-14)	at Tex. A&M-Commerce (01/13/22)
REBOUNDS	23	vs Colorado St.-Pueblo (11/13/21)
	23	at Western N.M. (12/11/21)
	23	at Tex. A&M-Kingsville (12/31/21)
ASSISTS	6	at Tex. A&M-Kingsville (12/31/21)
	8	vs Colorado St.-Pueblo (11/13/21)
STEALS	3	at Texas-Tyler (01/15/22)
	4	LANDER (11/19/21)
BLOCKED SHOTS	0	at Hawaii Pacific (11/26/21)
	1	at Mont. St. Billings (11/06/21)
	1	DAEMEN (11/20/21)
	1	CAMERON (12/16/21)
TURNOVERS	8	DAEMEN (11/20/21)
	8	vs Minn.-Crookston (11/25/21)
	8	at Western N.M. (12/11/21)
FOULS	8	CAMERON (12/16/21)
	8	ARK.-FORT SMITH (01/06/22)

## LCU OPPONENT - TEAM GAME HIGHS

POINTS	72	LANDER (11/19/21)
	66	at Tex. A&M-Commerce (01/13/22)
	64	vs Colorado St.-Pueblo (11/13/21)
	61	CAMERON (12/16/21)
	61	at Mont. St. Billings (11/06/21)
FIELD GOALS MADE	26	LANDER (11/19/21)
	24	CAMERON (12/16/21)
FIELD GOAL ATTEMPTS	64	LANDER (11/19/21)
	63	at Tex. A&M-Commerce (01/13/22)
FIELD GOAL PERCENTAGE	.537 (22-41)	at Tex. A&M-Kingsville (12/31/21)
	.451 (23-51)	at Mont. St. Billings (11/06/21)
3 PT FIELD GOALS MADE	8	vs Colorado St.-Pueblo (11/13/21)
	7	at Tex. A&M-Kingsville (12/31/21)
	7	CAMERON (12/16/21)
	7	at Mont. St. Billings (11/06/21)
3 PT FG ATTEMPTS	28	at Hawaii Pacific (11/26/21)
	25	vs Colorado St.-Pueblo (11/13/21)
3 PT FG PERCENTAGE	.545 (6-11)	ST. MARY'S (TX) (01/22/22)
	.467 (7-15)	at Tex. A&M-Kingsville (12/31/21)
FREE THROWS MADE	19	at Tex. A&M-Commerce (01/13/22)
	14	vs Minn.-Crookston (11/25/21)
	14	LANDER (11/19/21)
	14	vs Montevallo (11/05/21)
FREE THROW ATTEMPTS	26	at Tex. A&M-Commerce (01/13/22)
	24	vs Montevallo (11/05/21)
FREE THROW PERCENTAGE	1.000 (8-8)	at Mont. St. Billings (11/06/21)
	1.000 (6-6)	CAMERON (12/16/21)
	1.000 (2-2)	ST. EDWARD'S (01/20/22)
REBOUNDS	47	at Tex. A&M-Commerce (01/13/22)
	41	vs Colorado St.-Pueblo (11/13/21)
	41	vs Montevallo (11/05/21)
ASSISTS	18	at Mont. St. Billings (11/06/21)
	13	at Tex. A&M-Kingsville (12/31/21)
	13	LANDER (11/19/21)
STEALS	10	LANDER (11/19/21)
	10	vs Colorado St.-Pueblo (11/13/21)
BLOCKED SHOTS	5	at Tex. A&M-Commerce (01/13/22)
	4	ST. EDWARD'S (01/20/22)
	4	vs Minn.-Crookston (11/25/21)
TURNOVERS	34	ST. MARY'S (TX) (01/22/22)
	26	at Tex. A&M Int'l (01/02/22)
FOULS	24	LANDER (11/19/21)
	20	at Mont. St. Billings (11/06/21)

## LCU OPPONENT - TEAM GAME LOWS

POINTS	34	ARK.-FORT SMITH (01/06/22)
	37	DAEMEN (11/20/21)
	37	at Texas-Tyler (01/15/22)
	39	at Western N.M. (12/11/21)
	39	ST. MARY'S (TX) (01/22/22)
FIELD GOALS MADE	13	ST. MARY'S (TX) (01/22/22)
	14	DAEMEN (11/20/21)
	14	vs Minn.-Crookston (11/25/21)
	14	ARK.-FORT SMITH (01/06/22)
	14	at Texas-Tyler (01/15/22)
FIELD GOAL ATTEMPTS	41	at Tex. A&M-Kingsville (12/31/21)
	42	ARK.-FORT SMITH (01/06/22)
	42	ST. MARY'S (TX) (01/22/22)
FIELD GOAL PERCENTAGE	.280 (14-50)	at Texas-Tyler (01/15/22)
	.286 (14-49)	DAEMEN (11/20/21)
3 PT FIELD GOALS MADE	0	vs Minn.-Crookston (11/25/21)
	1	DAEMEN (11/20/21)
3 PT FG ATTEMPTS	9	ARK.-FORT SMITH (01/06/22)
	11	vs Tampa (11/07/21)
	11	ST. MARY'S (TX) (01/22/22)
3 PT FG PERCENTAGE	.000 (0-12)	vs Minn.-Crookston (11/25/21)
	.077 (1-13)	DAEMEN (11/20/21)
FREE THROWS MADE	2	ST. EDWARD'S (01/20/22)
	4	at Western N.M. (12/11/21)
	4	ARK.-FORT SMITH (01/06/22)
	4	at Texas-Tyler (01/15/22)
FREE THROW ATTEMPTS	2	ST. EDWARD'S (01/20/22)
	5	at Texas-Tyler (01/15/22)
FREE THROW PERCENTAGE	.462 (6-13)	at Colo. Christian (11/12/21)
	.500 (4-8)	ARK.-FORT SMITH (01/06/22)
	.500 (8-16)	DAEMEN (11/20/21)
REBOUNDS	20	ARK.-FORT SMITH (01/06/22)
	24	vs Tampa (11/07/21)
ASSISTS	5	vs Minn.-Crookston (11/25/21)
	5	ARK.-FORT SMITH (01/06/22)
STEALS	0	vs Minn.-Crookston (11/25/21)
	1	DAEMEN (11/20/21)
BLOCKED SHOTS	0	at Mont. St. Billings (11/06/21)
	0	at Western N.M. (12/11/21)
	0	ARK.-FORT SMITH (01/06/22)
	0	at Texas-Tyler (01/15/22)
TURNOVERS	9	at Texas-Tyler (01/15/22)
	10	at Hawaii Pacific (11/26/21)
FOULS	11	WEST TEX. A&M (12/07/21)
	11	at Tex. A&M Int'l (01/02/22)

## CONFERENCE STATISTICS

#	Player	gp-gs	min	avg	fg-fga	fg%	3fg-fga	3fg%	ft-fa	ft%	off	def	tot	avg	pf	dq	a	to	blk	stl	pts	avg
00	Grace Foster	7-0	118	16.9	22-43	.512	7-19	.368	6-11	.545	11	18	29	4.1	11	1	4	9	12	2	57	8.1
01	Ashton Duncan	7-7	201	28.7	21-73	.288	19-65	.292	5-6	.833	0	10	10	1.4	10	0	9	8	1	10	66	9.4
02	Maci Maddox	6-0	55	9.2	4-10	.400	1-3	.333	0-0	.000	1	0	1	0.2	1	0	1	4	0	2	9	1.5
03	Audrey Robertson	7-0	103	14.7	6-15	.400	1-6	.167	4-8	.500	2	1	3	0.4	12	0	12	10	3	8	17	2.4
04	Rachel Haase	2-0	9	4.5	0-1	.000	0-1	.000	0-0	.000	0	0	0	0.0	1	0	0	0	0	0	0	0.0
05	Layne Burr	7-7	179	25.6	20-45	.444	6-20	.300	6-8	.750	7	14	21	3.0	13	0	13	7	1	7	52	7.4
12	Savannah Sumrall	3-0	21	7.0	1-5	.200	0-4	.000	4-6	.667	0	0	0	0.0	0	0	0	3	0	0	6	2.0
14	Channing Cunyus	7-7	174	24.9	20-39	.513	7-15	.467	4-6	.667	9	13	22	3.1	12	0	13	10	2	9	51	7.3
15	Shaylee Stovall	6-0	44	7.3	5-7	.714	3-4	.750	0-0	.000	0	3	3	0.5	2	0	1	2	0	4	13	2.2
20	Carli Bostwick	3-0	19	6.3	3-4	.750	1-1	1.000	5-5	1.000	0	2	2	0.7	0	0	2	1	0	0	12	4.0
21	Allie Schulte	7-7	182	26.0	30-63	.476	9-25	.360	12-16	.750	7	10	17	2.4	7	0	23	11	3	31	81	11.6
22	Juliana Robertson	7-7	183	26.1	18-42	.429	2-5	.400	3-6	.500	9	43	52	7.4	14	1	15	9	10	14	41	5.9
23	Brylee Winfrey	3-0	21	7.0	1-2	.500	0-0	.000	2-2	1.000	0	7	7	2.3	0	0	4	5	0	2	4	1.3
30	Audrey Spurgin	3-0	23	7.7	2-6	.333	0-0	.000	5-6	.833	1	5	6	2.0	3	0	0	5	0	0	9	3.0
34	Whitney Cox	7-0	49	7.0	4-14	.286	0-0	.000	0-0	.000	3	8	11	1.6	4	0	4	6	3	0	8	1.1
40	Reese Schumann	3-0	19	6.3	2-5	.400	0-0	.000	0-2	.000	3	0	3	1.0	2	0	0	2	0	0	4	1.3
Team											9	13	22				8					
Total.....		7	1400		159-374	.425	56-168	.333	56-82	.683	62	147	209	29.9	92	2	101	100	35	89	430	61.4
Opponents.....		7	1400		121-334	.362	30-94	.319	55-83	.663	66	161	227	32.4	92	1	66	148	14	47	327	46.7

## HOME STATISTICS

#	Player	gp-gs	min	avg	fg-fga	fg%	3fg-fga	3fg%	ft-fa	ft%	off	def	tot	avg	pf	dq	a	to	blk	stl	pts	avg
00	Grace Foster	7-0	111	15.9	27-47	.574	6-16	.375	9-10	.900	10	21	31	4.4	7	0	5	9	5	1	69	9.9
01	Ashton Duncan	7-7	188	26.9	25-65	.385	18-45	.400	5-6	.833	1	10	11	1.6	9	0	4	8	1	9	73	10.4
02	Maci Maddox	7-0	81	11.6	6-16	.375	0-3	.000	6-6	1.000	1	1	2	0.3	3	0	3	5	0	3	18	2.6
03	Audrey Robertson	7-0	112	16.0	9-24	.375	2-6	.333	6-8	.750	2	2	4	0.6	11	0	10	6	2	5	26	3.7
04	Rachel Haase	2-0	9	4.5	0-1	.000	0-1	.000	0-0	.000	0	0	0	0.0	1	0	0	0	0	0	0	0.0
05	Layne Burr	7-7	175	25.0	19-43	.442	7-19	.368	7-7	1.000	6	18	24	3.4	12	0	18	8	1	6	52	7.4
12	Savannah Sumrall	4-0	27	6.8	1-6	.167	0-4	.000	4-6	.667	0	0	0	0.0	0	0	2	3	0	1	6	1.5
14	Channing Cunyus	7-7	167	23.9	16-33	.485	5-13	.385	13-17	.765	3	19	22	3.1	9	0	13	8	1	8	50	7.1
15	Shaylee Stovall	5-0	41	8.2	5-8	.625	3-4	.750	0-0	.000	0	2	2	0.4	2	0	2	2	0	2	13	2.6
20	Carli Bostwick	4-0	23	5.8	4-5	.800	1-1	1.000	5-5	1.000	0	2	2	0.5	1	0	2	2	0	1	14	3.5
21	Allie Schulte	7-7	180	25.7	26-46	.565	5-12	.417	19-19	1.000	5	16	21	3.0	6	0	25	8	2	17	76	10.9
22	Juliana Robertson	7-7	154	22.0	19-44	.432	2-7	.286	9-13	.692	13	36	49	7.0	14	1	12	12	8	12	49	7.0
23	Brylee Winfrey	4-0	27	6.8	2-8	.250	1-3	.333	4-5	.800	0	7	7	1.8	2	0	4	5	0	2	9	2.3
30	Audrey Spurgin	4-0	27	6.8	2-6	.333	0-0	.000	5-6	.833	1	6	7	1.8	4	0	0	6	0	0	9	2.3
34	Whitney Cox	7-0	55	7.9	5-17	.294	0-0	.000	2-4	.500	4	8	12	1.7	7	0	3	4	4	1	12	1.7
40	Reese Schumann	4-0	23	5.8	2-5	.400	0-0	.000	0-2	.000	3	0	3	0.8	3	0	0	2	0	0	4	1.0
Team											10	20	30				4					
Total.....		7	1400		168-374	.449	50-134	.373	94-114	.825	59	168	227	32.4	91	1	103	92	24	68	480	68.6
Opponents.....		7	1402		129-360	.358	27-106	.255	51-77	.662	74	157	231	33.0	110	2	64	144	13	41	336	48.0

## AWAY STATISTICS

#	Player	gp-gs	min	avg	fg-fga	fg%	3fg-fga	3fg%	ft-fa	ft%	off	def	tot	avg	pf	dq	a	to	blk	stl	pts	avg
00	Grace Foster	8-0	122	15.3	17-38	.447	6-17	.353	9-14	.643	6	14	20	2.5	11	1	5	10	10	2	49	6.1
01	Ashton Duncan	8-8	251	31.4	31-86	.360	23-71	.324	11-14	.786	2	18	20	2.5	11	0	12	6	1	7	96	12.0
02	Maci Maddox	6-0	56	9.3	2-12	.167	1-2	.500	0-0	.000	0	3	3	0.5	1	0	3	2	0	3	5	0.8
03	Audrey Robertson	8-0	127	15.9	11-24	.458	3-10	.300	4-7	.571	4	4	8	1.0	9	0	6	8	3	7	29	3.6
05	Layne Burr	8-8	227	28.4	26-55	.473	4-18	.222	11-16	.688	6	16	22	2.8	18	0	20	8	1	10	67	8.4
12	Savannah Sumrall	3-0	14	4.7	1-2	.500	0-0	.000	0-0	.000	1	2	3	1.0	2	0	0	3	0	1	2	0.7
14	Channing Cunyus	8-8	225	28.1	26-56	.464	10-24	.417	10-12	.833	12	21	33	4.1	11	0	14	9	1	13	72	9.0
15	Shaylee Stovall	6-0	36	6.0	2-3	.667	2-3	.667	4-6	.667	0	5	5	0.8	2	0	0	1	0	2	10	1.7
20	Carli Bostwick	3-0	12	4.0	0-1	.000	0-1	.000	0-2	.000	0	0	0	0.0	0	0	0	1	0	1	0	0.0
21	Allie Schulte	8-8	229	28.6	32-77	.416	12-36	.333	19-23	.826	6	18	24	3.0	11	0	21	14	3	35	95	11.9
22	Juliana Robertson	8-8	223	27.9	21-48	.438	1-5	.200	4-8	.500	10	52	62	7.8	24	2	11	17	6	7	47	5.9
23	Brylee Winfrey	3-0	15	5.0	0-2	.000	0-2	.000	0-0	.000	0	3	3	1.0	3	0	3	1	0	1	0	0.0
30	Audrey Spurgin	3-0	10	3.3	0-5	.000	0-0	.000	1-2	.500	0	0	0	0.0	3	0	0	1	0	0	1	0.3
34	Whitney Cox	8-0	42	5.3	4-7	.571	0-0	.000	5-6	.833	0	7	7	0.9	5	0	3	5	1	0	13	1.6
40	Reese Schumann	3-0	11	3.7	1-2	.500	0-0	.000	2-2	1.000	2	3	5	1.7	0	0	0	0	0	0	4	1.3
Team											6	12	18				9					
Total.....		8	1600		174-418	.416	62-189	.328	80-112	.714	55	178	233	29.1	111	3	98	95	26	89	490	61.2
Opponents.....		8	1600		149-405	.368	40-134	.299	70-105	.667	72	187	259	32.4	115	2	85	135	11	43	408	51.0

## NEUTRAL SITE STATISTICS

#	Player	Total					3-Point		F-Throw		Rebounds														
		gp-gs	min	avg	fg-fga	fg%	3fg-fga	3fg%	ft-fa	ft%	off	def	tot	avg	pf	dq	a	to	blk	stl	pts	avg			
00	Grace Foster	4-0	64	16.0	13-23	.565	3-9	.333	0-1	.000	4	15	19	4.8	7	0	2	6	4	2	29	7.3			
01	Ashton Duncan	4-4	117	29.3	17-39	.436	11-31	.355	2-2	1.000	2	11	13	3.3	4	0	3	4	0	2	47	11.8			
02	Maci Maddox	4-0	33	8.3	1-3	.333	0-0	.000	0-0	.000	0	0	0	0.0	1	0	1	0	0	2	2	0.5			
03	Audrey Robertson	4-0	61	15.3	5-20	.250	0-6	.000	4-6	.667	3	2	5	1.3	3	0	1	2	0	3	14	3.5			
05	Layne Burr	4-4	119	29.8	13-31	.419	4-11	.364	6-6	1.000	3	9	12	3.0	13	0	9	6	2	6	36	9.0			
12	Savannah Sumrall	2-0	9	4.5	0-1	.000	0-0	.000	0-0	.000	0	0	0	0.0	0	0	0	1	0	0	0	0.0			
14	Channing Cunyus	4-4	98	24.5	12-23	.522	6-13	.462	1-2	.500	3	12	15	3.8	9	0	8	5	3	5	31	7.8			
15	Shaylee Stovall	4-0	19	4.8	0-2	.000	0-2	.000	0-0	.000	0	2	2	0.5	2	0	2	0	0	0	0	0.0			
20	Carli Bostwick	2-0	7	3.5	0-3	.000	0-1	.000	0-0	.000	0	1	1	0.5	1	0	0	0	0	0	0	0.0			
21	Allie Schulte	4-4	113	28.3	18-36	.500	5-14	.357	12-14	.857	2	17	19	4.8	7	0	21	6	1	8	53	13.3			
22	Juliana Robertson	4-4	114	28.5	8-27	.296	2-9	.222	6-6	1.000	3	21	24	6.0	11	0	7	8	2	3	24	6.0			
23	Brylee Winfrey	2-0	10	5.0	0-3	.000	0-2	.000	2-2	.000	0	1	1	0.5	1	0	3	1	1	0	2	1.0			
30	Audrey Spurgin	3-0	13	4.3	0-1	.000	0-0	.000	2-2	1.000	0	3	1	0.4	4	0	2	1	1	2	0	0.7			
34	Whitney Cox	3-0	17	5.7	0-3	.000	0-0	.000	0-2	.000	0	1	1	0.3	5	0	2	2	1	0	0	0.0			
40	Reese Schumann	1-0	6	6.0	1-2	.500	0-0	.000	1-2	.500	2	3	5	5.0	2	0	0	0	0	0	3	3.0			
	Team										2	5	7				4								
	Total.....	4	800		88-217		406	31-98		.316	36-45		800	24	103	127	31.8	70	0	57	49	15	33	243	60.8
	Opponents.....	4	800		72-204		353	18-70		.257	43-65		662	33	102	135	33.8	54	0	35	61	10	19	205	51.2

# LUBBOCK CHRISTIAN UNIVERSITY WOMEN'S BASKETBALL GAME NOTES

Lubbock Christian Overall/Conference Statistics (as of Jan 26, 2022)

## All games

SUMMARY	Overall Statistics										Conference Statistics									
	gp-gs	min/g	fg%	3fg%	ft%	r/g	a/g	stl	blk	pts/g	gp-gs	min/g	fg%	3fg%	ft%	r/g	a/g	stl	blk	pts/g
Grace Foster	19-0	15.6	.528	.357	.720	3.7	0.6	5	19	7.7	7-0	16.9	.512	.368	.545	4.1	0.6	2	12	8.1
Ashton Duncan	19-19	29.3	.384	.354	.818	2.3	1.0	18	2	11.4	7-7	28.7	.288	.292	.833	1.4	1.3	10	1	9.4
Maci Maddox	17-0	10.0	.290	.200	1.000	0.3	0.4	8	0	1.5	6-0	9.2	.400	.333	.000	0.2	0.2	2	0	1.5
Audrey Robertson	19-0	15.8	.368	.227	.667	0.9	0.9	15	5	3.6	7-0	14.7	.400	.167	.500	0.4	1.7	8	3	2.4
Rachel Haase	2-0	4.5	.000	.000	.000	0.0	0.0	0	0	0.0	2-0	4.5	.000	.000	.000	0.0	0.0	0	0	0.0
Laynee Burr	19-19	27.4	.450	.313	.828	3.1	2.5	22	4	8.2	7-7	25.6	.444	.300	.750	3.0	1.9	7	1	7.4
Savannah Sumrall	9-0	5.6	.222	.000	.667	0.3	0.2	2	0	0.9	3-0	7.0	.200	.000	.667	0.0	0.0	0	0	2.0
Channing Cunyus	19-19	25.8	.462	.420	.774	3.7	1.8	26	5	8.1	7-7	24.9	.513	.467	.667	3.1	1.9	9	2	7.3
Shaylee Stovall	15-0	6.4	.538	.556	.667	0.6	0.3	4	0	1.5	6-0	7.3	.714	.750	.000	0.5	0.2	4	0	2.2
Carli Bostwick	9-0	4.7	.444	.333	.714	0.3	0.2	2	0	1.6	3-0	6.3	.750	1.000	1.000	0.7	0.7	0	0	4.0
Allie Schulte	19-19	27.5	.478	.355	.893	3.4	3.5	60	6	11.8	7-7	26.0	.476	.360	.750	2.4	3.3	31	3	11.6
Juliana Robertson	19-19	25.8	.403	.238	.704	7.1	1.6	22	16	6.3	7-7	26.1	.429	.400	.500	7.4	2.1	14	10	5.9
Brylee Winfrey	9-0	5.8	.154	.143	.857	1.2	0.9	3	1	1.2	3-0	7.0	.500	.000	1.000	2.3	1.3	2	0	1.3
Audrey Spurgin	10-0	5.0	.167	.000	.800	1.0	0.0	2	1	1.2	3-0	7.7	.333	.000	.833	2.0	0.0	0	0	3.0
Whitney Cox	18-0	6.3	.333	.000	.583	1.1	0.4	1	6	1.4	7-0	7.0	.286	.000	.000	1.6	0.6	0	3	1.1
Reese Schumann	8-0	5.0	.444	.000	.500	1.6	0.0	0	0	1.4	3-0	6.3	.400	.000	.000	1.0	0.0	0	0	1.3
Totals	19		.426	.340	.775	30.9	13.6	190	65	63.8	7		.425	.333	.683	29.9	14.4	89	35	61.4
Opponent	19		.361	.274	.664	32.9	9.7	103	34	49.9	7		.362	.319	.663	32.4	9.4	47	14	46.7

SCORING	Overall Statistics										Conference Statistics									
	fg-fga	fg%	3fg-fga	3fg%	ft-fa	ft%	pts	pts/g	fg-fga	fg%	3fg-fga	3fg%	ft-fa	ft%	pts	pts/g				
Grace Foster	57-108	.528	15-42	.357	18-25	.720	147	7.7	22-43	.512	7-19	.368	6-11	.545	57	8.1				
Ashton Duncan	73-190	.384	52-147	.354	18-22	.818	216	11.4	21-73	.288	19-65	.292	5-6	.833	66	9.4				
Maci Maddox	9-31	.290	1-5	.200	6-6	1.000	25	1.5	4-10	.400	1-3	.333	0-0	.000	9	1.5				
Audrey Robertson	25-68	.368	5-22	.227	14-21	.667	69	3.6	6-15	.400	1-6	.167	4-8	.500	17	2.4				
Rachel Haase	0-1	.000	0-1	.000	0-0	.000	0	0.0	0-1	.000	0-1	.000	0-0	.000	0	0.0				
Laynee Burr	58-129	.450	15-48	.313	24-29	.828	155	8.2	20-45	.444	6-20	.300	6-8	.750	52	7.4				
Savannah Sumrall	2-9	.222	0-4	.000	4-6	.667	8	0.9	1-5	.200	0-4	.000	4-6	.667	6	2.0				
Channing Cunyus	54-112	.482	21-50	.420	24-31	.774	153	8.1	20-39	.513	7-15	.467	4-6	.667	51	7.3				
Shaylee Stovall	7-13	.538	5-9	.556	4-6	.667	23	1.5	5-7	.714	3-4	.750	0-0	.000	13	2.2				
Carli Bostwick	4-9	.444	1-3	.333	5-7	.714	14	1.6	3-4	.750	1-1	1.000	5-5	1.000	12	4.0				
Allie Schulte	76-159	.478	22-62	.355	50-56	.893	224	11.8	30-63	.476	9-25	.360	12-16	.750	81	11.6				
Juliana Robertson	48-119	.403	5-21	.238	19-27	.704	120	6.3	18-42	.429	2-5	.400	3-6	.500	41	5.9				
Brylee Winfrey	2-13	.154	1-7	.143	6-7	.857	11	1.2	1-2	.500	0-0	.000	2-2	1.000	4	1.3				
Audrey Spurgin	2-12	.167	0-0	.000	8-10	.800	12	1.2	2-6	.333	0-0	.000	5-6	.833	9	3.0				
Whitney Cox	9-27	.333	0-0	.000	7-12	.583	25	1.4	4-14	.286	0-0	.000	0-0	.000	8	1.1				
Reese Schumann	4-9	.444	0-0	.000	3-6	.500	11	1.4	2-5	.400	0-0	.000	0-2	.000	4	1.3				
Totals	430-1009	.426	143-421	.340	210-271	.775	1213	63.8	159-374	.425	56-168	.333	56-82	.683	430	61.4				
Opponent	350-969	.361	85-310	.274	164-247	.664	949	49.9	121-334	.362	30-94	.319	55-83	.663	327	46.7				

TOTALS	Overall Statistics										Conference Statistics									
	c-reb	d-reb	total	pf	fo	a	to	a/to	hi	pts	c-reb	d-reb	total	pf	fo	a	to	a/to	hi	pts
Grace Foster	20	50	70	25	1	12	25	0.5	20	11	18	29	11	1	4	9	0.4	20	11	11
Ashton Duncan	5	39	44	24	0	19	18	1.1	24	0	10	10	0	10	0	9	8	1.1	24	0
Maci Maddox	1	4	5	5	0	7	7	1.0	4	1	0	1	1	0	1	4	0.3	4	1	
Audrey Robertson	9	8	17	23	0	17	16	1.1	12	2	1	3	12	0	12	10	1.2	5	5	
Rachel Haase	0	0	0	1	0	0	0	0.0	0	0	0	1	0	0	0	0	0.0	0	0	
Laynee Burr	15	43	58	43	0	47	22	2.1	19	7	14	21	13	0	13	7	1.9	12	12	
Savannah Sumrall	1	2	3	2	0	2	7	0.3	4	0	0	0	0	0	0	3	0.0	4	4	
Channing Cunyus	18	52	70	29	0	35	22	1.6	13	9	13	22	12	0	13	10	1.3	13	13	
Shaylee Stovall	0	9	9	6	0	4	3	1.3	6	0	3	3	2	0	1	2	0.5	6	6	
Carli Bostwick	0	3	3	2	0	2	3	0.7	6	0	2	2	0	0	2	1	2.0	6	6	
Allie Schulte	13	51	64	24	0	67	28	2.4	23	7	10	17	7	0	23	11	2.1	23	23	
Juliana Robertson	26	109	135	49	3	30	37	0.8	14	9	43	52	14	1	15	9	1.7	11	11	
Brylee Winfrey	0	11	11	6	0	8	9	0.9	5	0	7	7	0	0	4	5	0.8	4	4	
Audrey Spurgin	1	9	10	11	0	0	9	0.0	7	1	5	6	3	0	0	5	0.0	7	7	
Whitney Cox	4	16	20	17	0	8	11	0.7	4	3	8	11	4	0	4	6	0.7	4	4	
Reese Schumann	7	6	13	5	0	0	2	0.0	4	3	0	3	2	0	0	2	0.0	4	4	
Totals	138	449	587	272	4	258	236	1.1	76	62	147	209	92	2	101	100	1.0	72	72	
Opponent	179	446	625	279	4	184	340	0.5	72	66	161	227	92	1	66	148	0.4	76	76	

Lubbock Christian Season/Career Statistics (as of Jan 26, 2022)

## All games

SEASON STATISTICS											CAREER STATISTICS										
SUMMARY	gp-gs	min/g	fg%	3fg%	ft%	r/g	a/g	stl	blk	pts/g	gp-gs	min/g	fg%	3fg%	ft%	r/g	a/g	stl	blk	pts/g	
Grace Foster	19-0	15.6	.528	.357	.720	3.7	0.6	5	19	7.7	19-0	15.6	.528	.357	.720	3.7	0.6	5	19	7.7	
Ashton Duncan	19-19	29.3	.384	.354	.818	2.3	1.0	18	2	11.4	122-69	19.9	.411	.387	.747	1.8	1.0	82	17	7.7	
Maci Maddox	17-0	10.0	.290	.200	1.000	0.3	0.4	8	0	1.5	32-0	8.4	.293	.308	1.000	0.4	0.5	21	0	1.8	
Audrey Robertson	19-0	15.8	.368	.227	.667	0.9	0.9	15	5	3.6	39-0	12.2	.366	.222	.700	1.1	0.7	24	5	2.6	
Rachel Haase	2-0	4.5	.000	.000	.000	0.0	0.0	0	0	0.0	2-0	4.5	.000	.000	.000	0.0	0.0	0	0	0.0	
Laynee Burr	19-19	27.4	.450	.313	.828	3.1	2.5	22	4	8.2	98-19	15.9	.456	.308	.799	1.7	1.1	76	7	5.0	
Savannah Sumrall	9-0	5.6	.222	.000	.667	0.3	0.2	2	0	0.9	42-0	6.6	.433	.375	.778	0.6	0.2	6	2	1.9	
Channing Cunniff	19-19	25.8	.482	.240	.774	3.7	1.8	26	5	8.1	93-19	15.0	.491	.477	.788	2.3	1.1	69	29	4.8	
Shaylee Stovall	15-0	6.4	.538	.556	.667	0.6	0.3	4	0	1.5	31-0	5.8	.393	.421	.800	0.5	0.5	5	0	1.2	
Carli Bostwick	9-0	4.7	.444	.333	.714	0.3	0.2	0	0	1.6	9-0	4.7	.444	.333	.714	0.3	0.2	0	0	1.6	
Ashley Schulte	19-19	27.5	.475	.283	3.5	6.0	6	11.8	142-109	24.5	52.3	45.5	.822	3.2	2.7	289	36	10	1.6		
Juliana Robertson	19-19	25.8	.403	.238	704	7.1	1.6	22	6.6	6.3	127-80	17.7	.469	.239	719	4.5	1.5	71	71	4.6	
Brylee Winfrey	9-0	5.8	.154	.143	.857	1.2	0.9	3	1	1.2	40-0	5.1	.242	.103	.857	0.9	0.5	12	2	1.1	
Audrey Spurgeon	10-0	5.0	.167	.000	.800	1.0	0.0	2	1	1.2	10-0	5.0	.167	.000	.800	1.0	0.0	2	1	1.2	
Whitney Cox	18-0	6.3	.333	.000	.583	1.1	0.4	1	6	1.4	5-0	7.5	.304	.000	.515	1.7	0.3	10	28	1.5	
Reese Schumann	8-0	5.0	.444	.000	.500	1.6	0.0	0	0	1.4	8-0	5.0	.444	.000	.500	1.6	0.0	0	0	1.4	
SCORING																					
	fg-gpa	fg%	3fg-gpa	3fg%	ft-fta	ft%	pts	pts/g	fg-gpa	fg%	3fg-gpa	3fg%	ft-fta	ft%	pts	pts/g					
Grace Foster	57-108	.528	15-42	.357	18-25	.720	147	7.7	57-108	.528	15-42	.357	18-25	.720	147	7.7					
Ashton Duncan	73-190	.384	52-147	.354	18-22	.818	216	11.4	321-781	.411	238-615	.387	56-75	.747	936	7.7					
Maci Maddox	9-31	.290	1-5	.200	6-6	1.000	25	1.5	22-56	.393	4-13	.308	9	1.000	57	1.7					
Audrey Robertson	25-68	.368	5-22	.227	14-21	.667	69	3.6	37-101	.366	8-36	.222	21-30	.700	103	2.6					
Rachel Haase	0-1	.000	0-1	.000	0-0	.000	0	0.0	0-1	.000	0-1	.000	0-0	.000	0	0.0					
Laynee Burr	58-129	.450	15-48	.313	24-29	.828	155	8.2	171-375	.456	36-117	.308	111-139	.799	489	5.0					
Savannah Sumrall	2-9	.222	0-4	.000	4-6	.667	8	0.9	26-60	.433	15-40	.375	14-18	.778	81	1.9					
Channing Cunniff	54-112	.482	21-50	.420	24-31	.774	153	8.1	161-328	.491	58-139	.477	67-85	.788	447	4.8					
Shaylee Stovall	7-13	.538	5-9	.556	4-6	.667	23	1.5	11-28	.393	8-19	.421	8-10	.800	38	1.2					
Carli Bostwick	4-9	.444	1-3	.333	5-7	.714	14	1.6	4-9	.444	1-3	.333	5-7	.714	14	1.6					
Ashley Schulte	76-159	.478	22-62	.355	50-56	.893	224	11.8	510-975	.523	167-367	.455	249-303	.822	1436	10.1					
Juliana Robertson	48-119	.403	5-21	.238	19-27	.704	120	6.3	215-461	.409	16-27	.238	138-192	.719	584	4.6					
Brylee Winfrey	2-13	.154	1-7	.143	6-7	.857	11	1.2	15-62	.242	3-29	.103	12-14	.857	15	1.1					
Audrey Spurgeon	1-12	.167	0-0	.000	8-10	.800	12	1.2	2-12	.167	0-0	.000	8-10	.800	12	1.2					
Whitney Cox	9-27	.333	0-0	.000	7-12	.583	25	1.4	31-102	.304	0-6	.000	17-33	.515	79	1.5					
Reese Schumann	4-9	.444	0-0	.000	3-6	.500	11	1.4	4-9	.444	0-0	.000	3-6	.500	11	1.4					
TOTALS																					
	o-rb	d-rb	t-rb	pf	o-st	a-to	a-to		o-rb	d-rb	t-rb	pf	o-st	a-to	a-to						
Grace Foster	20	50	70	25	1	12	25	0.5	20	50	70	25	1	12	25	0.5					
Ashton Duncan	5	39	44	24	0	19	18	1.1	38	179	217	119	0	127	81	1.6					
Maci Maddox	1	4	5	0	7	7	1.0	1	4	10	14	10	0	15	14	1.1					
Audrey Robertson	9	8	17	23	0	17	16	1.1	26	15	41	37	0	28	28	1.0					
Rachel Haase	0	0	0	1	0	0	0.0	0	0	1	0	0	0	0	0	0.0					
Laynee Burr	15	43	58	43	0	47	22	2.1	49	115	164	137	1	107	88	1.2					
Savannah Sumrall	1	2	3	2	0	2	7	0.3	4	23	27	14	0	10	25	0.4					
Channing Cunniff	18	52	70	29	0	35	22	1.6	46	167	213	111	0	106	81	1.3					
Shaylee Stovall	0	9	9	6	0	4	3	1.3	1	13	14	11	0	15	7	2.1					
Carli Bostwick	0	3	3	2	0	2	3	0.7	0	3	3	2	0	2	3	0.7					
Ashley Schulte	15	51	64	24	0	67	28	2.4	105	346	451	184	2	390	221	1.8					
Juliana Robertson	26	109	135	49	4	30	37	0.8	159	414	573	228	5	165	170	1.1					
Brylee Winfrey	0	11	11	6	0	8	0.9	0.0	6	29	35	19	0	18	26	0.9					
Audrey Spurgeon	1	9	10	0	0	9	9.0	0.0	1	9	10	11	0	0	9	9.0					
Whitney Cox	4	16	20	17	0	8	11	0.7	13	72	85	48	0	17	22	0.8					
Reese Schumann	7	6	13	5	0	0	2	0.0	7	6	13	5	0	0	2	0.0					

## CAREER STATISTICS

## BOSTWICK, Carli

				Field Goals		3-Point		F-Throws		Rebounds									Scoring	
SEASON	TEAM	GP-GS	MIN/AVG	FG-FGA	FG%	3FG-3FGA	3FG%	FT-FTA	FT%	OFF	DEF	TOT	AVG	PF-FO	A	TO	BLK	STL	PTS	AVG
2021-22	LCU	9-0	43/4.8	4-9	.444	1-3	.333	5-7	.714	0	3	3	0.3	2-0	2	3	0	2	14	1.6
<b>TOTAL</b>		<b>9-0</b>	<b>43/4.8</b>	<b>4-9</b>	<b>.444</b>	<b>1-3</b>	<b>.333</b>	<b>5-7</b>	<b>.714</b>	<b>0</b>	<b>3</b>	<b>3</b>	<b>0.3</b>	<b>2-0</b>	<b>2</b>	<b>3</b>	<b>0</b>	<b>2</b>	<b>14</b>	<b>1.6</b>

## Single Game Highs

Statistic	Value	
Points	6	vs St. Edward's 01/20/22
Rebounds	1	vs Montevallo 11/05/21, vs Ark.-Fort Smith 01/06/22, vs St. Mary's (TX) 01/22/22
Assists	1	vs Ark.-Fort Smith 01/06/22, vs St. Mary's (TX) 01/22/22
Steals	1	at Hawaii Pacific 11/26/21, vs Daemen 11/20/21
FG Made	1	4 times
FG Attempts	3	vs Minn.-Crookston 11/25/21
3FG Made	1	vs Ark.-Fort Smith 01/06/22
3FG Attempts	1	vs Minn.-Crookston 11/25/21, at Hawaii Pacific 11/26/21, vs Ark.-Fort Smith 01/06/22
FT Made	4	vs St. Edward's 01/20/22
FT Attempts	4	vs St. Edward's 01/20/22

## BURR, Laynee

				Field Goals		3-Point		F-Throws		Rebounds									Scoring	
SEASON	TEAM	GP-GS	MIN/AVG	FG-FGA	FG%	3FG-3FGA	3FG%	FT-FTA	FT%	OFF	DEF	TOT	AVG	PF-FO	A	TO	BLK	STL	PTS	AVG
2018-19	LCU	25-0	194/7.8	22-49	.449	9-21	.429	12-15	.800	5	4	9	0.4	14-0	9	14	1	11	65	2.6
2019-20	LCU	31-0	474/15.3	51-109	.468	7-30	.233	36-49	.735	11	30	41	1.3	43-0	29	28	1	18	145	4.7
2020-21	LCU	23-0	371/16.1	40-88	.455	5-18	.278	39-46	.848	18	38	56	2.4	37-1	22	24	1	25	124	5.4
2021-22	LCU	19-19	522/27.5	58-129	.450	15-48	.313	24-29	.828	15	43	58	3.1	43-0	47	22	4	22	155	8.2
<b>TOTAL</b>		<b>98-19</b>	<b>1561/15.9</b>	<b>171-375</b>	<b>.456</b>	<b>36-117</b>	<b>.308</b>	<b>111-139</b>	<b>.799</b>	<b>49</b>	<b>115</b>	<b>164</b>	<b>1.7</b>	<b>137-1</b>	<b>107</b>	<b>88</b>	<b>7</b>	<b>76</b>	<b>489</b>	<b>5.0</b>

## Single Game Highs

Statistic	Value	
Points	19	at Colo. Christian 11/12/21
Rebounds	6	vs St. Mary's (TX) 01/22/22
Assists	6	vs Montevallo 11/05/21
Steals	4	vs Midwestern St. 01/27/21, vs Montevallo 11/05/21
Blocks	1	7 times
FG Made	7	at Colo. Christian 11/12/21
FG Attempts	12	at Colo. Christian 11/12/21
3FG Made	2	6 times
3FG Attempts	5	at Colo. Christian 11/12/21, vs St. Mary's (TX) 01/22/22
FT Made	6	vs Tex. A&M Int'l 01/22/21, vs Cameron 03/05/21
FT Attempts	8	vs Tex. A&M Int'l 01/22/21

**LUBBOCK CHRISTIAN UNIVERSITY WOMEN'S BASKETBALL GAME NOTES**
**COX, Whitney**

				Field Goals		3-Point		F-Throws		Rebounds										Scoring	
SEASON	TEAM	GP-GS	MIN/AVG	FG-FGA	FG%	3FG-3FGA	3FG%	FT-FTA	FT%	OFF	DEF	TOT	AVG	PF-FO	A	TO	BLK	STL		PTS	AVG
2019-20	LCU	15-0	107/7.1	8-32	.250	0-5	.000	5-8	.625	5	21	26	1.7	13-0	3	3	9	3		21	1.4
2020-21	LCU	18-0	161/9.0	14-43	.326	0-1	.000	5-13	.385	4	35	39	2.2	18-0	6	8	13	6		33	1.8
2021-22	LCU	18-0	112/6.2	9-27	.333	0-0	.000	7-12	.583	4	16	20	1.1	17-0	8	11	6	1		25	1.4
<b>TOTAL</b>		<b>51-0</b>	<b>380/7.4</b>	<b>31-102</b>	<b>.304</b>	<b>0-6</b>	<b>.000</b>	<b>17-33</b>	<b>.515</b>	<b>13</b>	<b>72</b>	<b>85</b>	<b>1.7</b>	<b>48-0</b>	<b>17</b>	<b>22</b>	<b>28</b>	<b>10</b>		<b>79</b>	<b>1.5</b>

**Single Game Highs**

Statistic	Value	
Points	5	vs Western N.M. 02/11/21
Rebounds	5	vs St. Mary's (TX) 12/11/20
Assists	2	at Western N.M. 12/11/21
Steals	2	vs Western N.M. 02/11/21
Blocks	3	vs Tex. A&M Int'l 01/23/21, vs St. Mary's (TX) 12/11/20, vs Angelo St. 01/16/21
FG Made	2	6 times
FG Attempts	7	vs St. Mary's (TX) 12/12/20
3FG Attempts	1	6 times
FT Made	4	at Western N.M. 12/11/21
FT Attempts	4	4 times

**CUNYUS, Channing**

				Field Goals		3-Point		F-Throws		Rebounds										Scoring	
SEASON	TEAM	GP-GS	MIN/AVG	FG-FGA	FG%	3FG-3FGA	3FG%	FT-FTA	FT%	OFF	DEF	TOT	AVG	PF-FO	A	TO	BLK	STL		PTS	AVG
2018-19	LCU	22-0	158/7.2	17-29	.586	2-5	.400	14-20	.700	4	33	37	1.7	15-0	16	10	0	11		50	2.3
2019-20	LCU	31-0	402/13.0	44-89	.494	19-39	.487	14-16	.875	14	48	62	2.0	33-0	34	22	9	12		121	3.9
2020-21	LCU	21-0	342/16.3	46-98	.469	16-45	.356	15-18	.833	10	34	44	2.1	34-0	21	27	15	20		123	5.9
2021-22	LCU	19-19	489/25.7	54-112	.482	21-50	.420	24-31	.774	18	52	70	3.7	29-0	35	22	5	26		153	8.1
<b>TOTAL</b>		<b>93-19</b>	<b>1391/15.0</b>	<b>161-328</b>	<b>.491</b>	<b>58-139</b>	<b>.417</b>	<b>67-85</b>	<b>.788</b>	<b>46</b>	<b>167</b>	<b>213</b>	<b>2.3</b>	<b>111-0</b>	<b>106</b>	<b>81</b>	<b>29</b>	<b>69</b>		<b>447</b>	<b>4.8</b>

**Single Game Highs**

Statistic	Value	
Points	14	vs St. Mary's (TX) 03/02/21
Rebounds	9	at Texas-Tyler 01/15/22
Assists	5	vs St. Mary's (TX) 01/23/20, at Tex. A&M Int'l 01/02/22
Steals	4	at Tex. A&M Int'l 01/02/22
Blocks	2	5 times
FG Made	5	5 times
FG Attempts	11	at Mont. St. Billings 11/06/21
3FG Made	4	vs St. Mary's (TX) 03/02/21
3FG Attempts	6	vs St. Mary's (TX) 03/02/21
FT Made	6	at Colo. Christian 11/12/21
FT Attempts	8	vs Cameron 12/16/21

**DUNCAN, Ashton**

				Field Goals		3-Point		F-Throws		Rebounds									Scoring	
SEASON	TEAM	GP-GS	MIN/AVG	FG-FGA	FG%	3FG-3FGA	3FG%	FT-FTA	FT%	OFF	DEF	TOT	AVG	PF-FO	A	TO	BLK	STL	PTS	AVG
2017-18	LCU	18-0	118/6.6	15-39	.385	12-28	.429	1-2	.500	4	19	23	1.3	10-0	11	5	2	9	43	2.4
2018-19	LCU	31-0	302/9.7	38-121	.314	26-93	.280	8-13	.615	12	23	35	1.1	14-0	17	12	2	7	110	3.5
2019-20	LCU	31-27	774/25.0	105-222	.473	79-182	.434	9-11	.818	7	53	60	1.9	46-0	42	27	5	24	298	9.6
2020-21	LCU	23-23	664/28.9	90-209	.431	69-165	.418	20-27	.741	10	45	55	2.4	25-0	38	19	6	24	269	11.7
2021-22	LCU	19-19	554/29.1	73-190	.384	52-147	.354	18-22	.818	5	39	44	2.3	24-0	19	18	2	18	216	11.4
<b>TOTAL</b>		<b>122-69</b>	<b>2412/19.8</b>	<b>321-781</b>	<b>.411</b>	<b>238-615</b>	<b>.387</b>	<b>56-75</b>	<b>.747</b>	<b>38</b>	<b>179</b>	<b>217</b>	<b>1.8</b>	<b>119-0</b>	<b>127</b>	<b>81</b>	<b>17</b>	<b>82</b>	<b>936</b>	<b>7.7</b>

**Single Game Highs**

Statistic	Value	
Points	26	vs St. Mary's (TX) 12/11/20
Rebounds	8	vs Daemen 03/23/21
Assists	6	vs Tex. A&M Int'l 02/20/20, vs St. Mary's (TX) 03/02/21
Steals	4	vs St. Mary's (TX) 01/22/22
Blocks	2	vs Central Mo. 03/24/21
FG Made	10	at Angelo St. 11/23/19
FG Attempts	18	at Tex. A&M Int'l 01/02/22
3FG Made	8	vs St. Mary's (TX) 12/11/20, vs St. Mary's (TX) 01/22/22
3FG Attempts	16	at Tex. A&M Int'l 01/02/22
FT Made	6	vs Drury 03/26/21
FT Attempts	8	vs Drury 03/26/21

**FOSTER, Grace**

				Field Goals		3-Point		F-Throws		Rebounds									Scoring	
SEASON	TEAM	GP-GS	MIN/AVG	FG-FGA	FG%	3FG-3FGA	3FG%	FT-FTA	FT%	OFF	DEF	TOT	AVG	PF-FO	A	TO	BLK	STL	PTS	AVG
2021-22	LCU	19-0	298/15.7	57-108	.528	15-42	.357	18-25	.720	20	50	70	3.7	25-1	12	25	19	5	147	7.7
<b>TOTAL</b>		<b>19-0</b>	<b>298/15.7</b>	<b>57-108</b>	<b>.528</b>	<b>15-42</b>	<b>.357</b>	<b>18-25</b>	<b>.720</b>	<b>20</b>	<b>50</b>	<b>70</b>	<b>3.7</b>	<b>25-1</b>	<b>12</b>	<b>25</b>	<b>19</b>	<b>5</b>	<b>147</b>	<b>7.7</b>

**Single Game Highs**

Statistic	Value	
Points	20	vs Cameron 12/16/21, at Tex. A&M-Commerce 01/13/22
Rebounds	11	at Tex. A&M-Commerce 01/13/22
Assists	2	4 times
Steals	1	5 times
Blocks	6	at Tex. A&M-Commerce 01/13/22
FG Made	8	vs Cameron 12/16/21
FG Attempts	13	vs Cameron 12/16/21, at Tex. A&M-Commerce 01/13/22
3FG Made	3	at Tex. A&M-Commerce 01/13/22
3FG Attempts	7	at Tex. A&M-Commerce 01/13/22
FT Made	3	vs Cameron 12/16/21, at Tex. A&M-Commerce 01/13/22
FT Attempts	6	at Tex. A&M-Commerce 01/13/22

**LUBBOCK CHRISTIAN UNIVERSITY WOMEN'S BASKETBALL GAME NOTES**
**HAASE, Rachel**

				Field Goals		3-Point		F-Throws		Rebounds									Scoring	
SEASON	TEAM	GP-GS	MIN/AVG	FG-FGA	FG%	3FG-3FGA	3FG%	FT-FTA	FT%	OFF	DEF	TOT	AVG	PF-FO	A	TO	BLK	STL	PTS	AVG
2021-22	LCU	2-0	9/4.5	0-1	.000	0-1	.000	0-0	.000	0	0	0	0.0	1-0	0	0	0	0	0	0.0
TOTAL		2-0	9/4.5	0-1	.000	0-1	.000	0-0	.000	0	0	0	0.0	1-0	0	0	0	0	0	0.0

**Single Game Highs**

Statistic		Value	
FG Attempts		1	vs St. Edward's 01/20/22
3FG Attempts		1	vs St. Edward's 01/20/22

**MADDOX, Maci**

				Field Goals		3-Point		F-Throws		Rebounds									Scoring	
SEASON	TEAM	GP-GS	MIN/AVG	FG-FGA	FG%	3FG-3FGA	3FG%	FT-FTA	FT%	OFF	DEF	TOT	AVG	PF-FO	A	TO	BLK	STL	PTS	AVG
2020-21	LCU	15-0	98/6.6	13-25	.520	3-8	.375	3-3	1.000	3	6	9	0.6	5-0	8	7	0	13	32	2.1
2021-22	LCU	17-0	168/9.9	9-31	.290	1-5	.200	6-6	1.000	1	4	5	0.3	5-0	7	7	0	8	25	1.5
TOTAL		32-0	266/8.3	22-56	.393	4-13	.308	9-9	1.000	4	10	14	0.4	10-0	15	14	0	21	57	1.8

**Single Game Highs**

Statistic	Value	
Points	7	vs Tex. A&M Int'l 01/23/21
Rebounds	2	at Texas-Tyler 01/02/21, at Western N.M. 12/11/21
Assists	3	vs West Tex. A&M 12/07/21
Steals	4	at Texas-Tyler 01/03/21
FG Made	2	4 times
FG Attempts	4	vs West Tex. A&M 12/07/21, at Western N.M. 12/11/21, vs St. Mary's (TX) 01/22/22
3FG Made	1	4 times
3FG Attempts	2	at Texas-Tyler 01/03/21
FT Made	3	vs Tex. A&M Int'l 01/23/21
FT Attempts	3	vs Tex. A&M Int'l 01/23/21

**ROBERTSON, Audrey**

				Field Goals		3-Point		F-Throws		Rebounds									Scoring	
SEASON	TEAM	GP-GS	MIN/AVG	FG-FGA	FG%	3FG-3FGA	3FG%	FT-FTA	FT%	OFF	DEF	TOT	AVG	PF-FO	A	TO	BLK	STL	PTS	AVG
2020-21	LCU	20-0	177/8.9	12-33	.364	3-14	.214	7-9	.778	17	7	24	1.2	14-0	11	12	0	9	34	1.7
2021-22	LCU	19-0	300/15.8	25-68	.368	5-22	.227	14-21	.667	9	8	17	0.9	23-0	17	16	5	15	69	3.6
TOTAL		39-0	477/12.2	37-101	.366	8-36	.222	21-30	.700	26	15	41	1.1	37-0	28	28	5	24	103	2.6

**Single Game Highs**

Statistic	Value	
Points	12	vs Lander 11/19/21
Rebounds	4	at Texas-Tyler 01/02/21, at Texas-Tyler 01/03/21, vs Minn.-Crookston 11/25/21
Assists	6	at Texas-Tyler 01/02/21
Steals	2	5 times
Blocks	1	5 times
FG Made	4	at Western N.M. 12/11/21
FG Attempts	9	vs Lander 11/19/21
3FG Made	1	8 times
3FG Attempts	3	vs Angelo St. 01/16/21, vs Lander 11/19/21
FT Made	5	vs Lander 11/19/21
FT Attempts	6	vs Lander 11/19/21

**LUBBOCK CHRISTIAN UNIVERSITY WOMEN'S BASKETBALL GAME NOTES**
**ROBERTSON, Juliana**

				Field Goals		3-Point		F-Throws		Rebounds										Scoring	
SEASON	TEAM	GP-GS	MIN/AVG	FG-FGA	FG%	3FG-3FGA	3FG%	FT-FTA	FT%	OFF	DEF	TOT	AVG	PF-FO	A	TO	BLK	STL	PTS	AVG	
2017-18	LCU	19-0	103/5.4	8-18	.444	0-2	.000	6-8	.750	10	26	36	1.9	14-0	8	17	2	5	22	1.2	
2018-19	LCU	37-2	629/17.0	61-116	.526	3-12	.250	49-71	.690	50	92	142	3.8	56-0	53	47	16	26	174	4.7	
2019-20	LCU	29-16	474/16.3	34-77	.442	4-12	.333	28-42	.667	33	93	126	4.3	54-1	39	33	22	12	100	3.4	
2020-21	LCU	23-23	557/24.2	64-131	.489	4-20	.200	36-44	.818	40	94	134	5.8	55-1	55	36	15	26	168	7.3	
2021-22	LCU	19-19	494/26.0	48-119	.403	5-21	.238	19-27	.704	26	109	135	7.1	49-3	30	37	16	22	120	6.3	
TOTAL		127-60	2257/17.8	215-461	.466	16-67	.239	138-192	.719	159	414	573	4.5	228-5	185	170	71	91	584	4.6	

**Single Game Highs**

Statistic	Value	
Points	16	vs Southwestern Okla. 03/15/21
Rebounds	18	at Texas-Tyler 01/15/22
Assists	8	vs St. Mary's (TX) 12/11/20
Steals	4	vs Tex. A&M-Commerce 03/06/21, vs St. Edward's 01/20/22
Blocks	4	vs Southwestern Okla. 11/16/19, vs St. Edward's 01/20/22
FG Made	6	vs Southwestern Okla. 03/15/21
FG Attempts	13	vs Cameron 12/16/21, at Texas-Tyler 01/15/22
3FG Made	1	16 times
3FG Attempts	5	vs Western N.M. 02/12/21, vs Cameron 12/16/21
FT Made	6	vs Tex. A&M Int'l 03/07/19, vs Midwestern St. 01/27/21
FT Attempts	8	vs Tex. A&M Int'l 03/07/19

**SCHULTE, Allie**

				Field Goals		3-Point		F-Throws		Rebounds									Scoring	
SEASON	TEAM	GP-GS	MIN/AVG	FG-FGA	FG%	3FG-3FGA	3FG%	FT-FTA	FT%	OFF	DEF	TOT	AVG	PF-FO	A	TO	BLK	STL	PTS	AVG
2017-18	LCU	32-0	399/12.5	32-72	.444	13-36	.361	16-25	.640	15	37	52	1.6	29-0	36	20	2	23	93	2.9
2018-19	LCU	37-36	1023/27.7	138-252	.548	60-116	.517	55-71	.775	33	78	111	3.0	59-0	110	77	10	67	391	10.6
2019-20	LCU	31-31	859/27.7	148-291	.509	41-88	.466	44-56	.786	24	106	130	4.2	41-1	94	61	10	73	381	12.3
2020-21	LCU	23-23	668/29.0	116-201	.577	31-65	.477	84-95	.884	20	74	94	4.1	31-1	83	35	8	66	347	15.1
2021-22	LCU	19-19	525/27.6	76-159	.478	22-62	.355	50-56	.893	13	51	64	3.4	24-0	67	28	6	60	224	11.8
TOTAL		142-109	3474/24.5	510-975	.523	167-367	.455	249-303	.822	105	346	451	3.2	184-2	390	221	36	289	1436	10.1

**Single Game Highs**

Statistic	Value	
Points	24	vs Central Mo. 03/24/21
Rebounds	9	vs Southern Nazarene 11/29/19, vs St. Edward's 01/25/20
Assists	9	vs Colorado St.-Pueblo 11/10/18
Steals	8	at Tex. A&M Int'l 01/02/22
Blocks	3	vs Tex. Permian Basin 02/20/21
FG Made	9	vs St. Edward's 01/25/20, at Hawaii Pacific 11/26/21
FG Attempts	18	vs Angelo St. 01/11/20
3FG Made	6	at Texas-Tyler 01/03/21
3FG Attempts	7	8 times
FT Made	10	vs Lander 11/19/21
FT Attempts	10	vs Drury 03/26/21, vs Lander 11/19/21

**SCHUMANN, Reese**

				Field Goals		3-Point		F-Throws		Rebounds										Scoring	
SEASON	TEAM	GP-GS	MIN/AVG	FG-FGA	FG%	3FG-3FGA	3FG%	FT-FTA	FT%	OFF	DEF	TOT	AVG	PF-FO	A	TO	BLK	STL	PTS	AVG	
2021-22	LCU	8-0	42/5.2	4-9	.444	0-0	.000	3-6	.500	7	6	13	1.6	5-0	0	2	0	0	11	1.4	
TOTAL		8-0	42/5.2	4-9	.444	0-0	.000	3-6	.500	7	6	13	1.6	5-0	0	2	0	0	11	1.4	

**Single Game Highs**

Statistic	Value	
Points	4	vs St. Mary's (TX) 01/22/22
Rebounds	5	vs Minn.-Crookston 11/25/21
FG Made	2	vs St. Mary's (TX) 01/22/22
FG Attempts	3	vs St. Mary's (TX) 01/22/22
FT Made	2	at Hawaii Pacific 11/26/21
FT Attempts	2	vs Minn.-Crookston 11/25/21, at Hawaii Pacific 11/26/21, vs St. Edward's 01/20/22

# LUBBOCK CHRISTIAN UNIVERSITY WOMEN'S BASKETBALL GAME NOTES

## SPURGIN, Audrey

				Field Goals		3-Point		F-Throws		Rebounds								Scoring		
SEASON	TEAM	GP-GS	MIN/AVG	FG-FGA	FG%	3FG-3FGA	3FG%	FT-FTA	FT%	OFF	DEF	TOT	AVG	PF-FO	A	TO	BLK	STL	PTS	AVG
2021-22	LCU	10-0	50/5.0	2-12	.167	0-0	.000	8-10	.800	1	9	10	1.0	11-0	0	9	1	2	12	1.2
TOTAL		10-0	50/5.0	2-12	.167	0-0	.000	8-10	.800	1	9	10	1.0	11-0	0	9	1	2	12	1.2

## Single Game Highs

Statistic	Value	
Points	7	vs Ark.-Fort Smith 01/06/22
Rebounds	3	vs Minn.-Crookston 11/25/21, vs Ark.-Fort Smith 01/06/22, vs St. Mary's (TX) 01/22/22
Steals	2	vs Minn.-Crookston 11/25/21
Blocks	1	vs Minn.-Crookston 11/25/21
FG Made	1	vs Ark.-Fort Smith 01/06/22, vs St. Mary's (TX) 01/22/22
FG Attempts	4	vs St. Mary's (TX) 01/22/22
FT Made	5	vs Ark.-Fort Smith 01/06/22
FT Attempts	6	vs Ark.-Fort Smith 01/06/22

## STOVALL, Shaylee

				Field Goals		3-Point		F-Throws		Rebounds								Scoring		
SEASON	TEAM	GP-GS	MIN/AVG	FG-FGA	FG%	3FG-3FGA	3FG%	FT-FTA	FT%	OFF	DEF	TOT	AVG	PF-FO	A	TO	BLK	STL	PTS	AVG
2020-21	LCU	16-0	86/5.4	4-15	.267	3-10	.300	4-4	1.000	1	4	5	0.3	5-0	11	4	0	1	15	0.9
2021-22	LCU	15-0	94/6.3	7-13	.538	5-9	.556	4-6	.667	0	9	9	0.6	6-0	4	3	0	4	23	1.5
TOTAL		31-0	180/5.8	11-28	.393	8-19	.421	8-10	.800	1	13	14	0.5	11-0	15	7	0	5	38	1.2

## Single Game Highs

Statistic	Value	
Points	6	at Western N.M. 12/11/21, vs St. Mary's (TX) 01/22/22
Rebounds	2	at Texas-Tyler 01/02/21, at Colo. Christian 11/12/21, vs Minn.-Crookston 11/25/21
Assists	2	vs Tex. A&M Int'l 01/23/21, vs Western N.M. 02/12/21, vs Minn.-Crookston 11/25/21
Steals	1	5 times
FG Made	2	at Western N.M. 12/11/21, vs Ark.-Fort Smith 01/06/22, vs St. Mary's (TX) 01/22/22
FG Attempts	3	4 times
3FG Made	2	at Western N.M. 12/11/21, vs St. Mary's (TX) 01/22/22
3FG Attempts	3	at Western N.M. 12/11/21, vs St. Mary's (TX) 01/22/22
FT Made	3	at Colo. Christian 11/12/21
FT Attempts	4	at Colo. Christian 11/12/21

## SUMRALL, Savannah

		Field Goals				3-Point		F-Throws		Rebounds								Scoring		
SEASON TEAM	GP-GS	MIN/AVG	FG-FGA	FG%	3FG-3FGA	3FG%	FT-FTA	FT%	OFF	DEF	TOT	AVG	PF-FO	A	TO	BLK	STL	PTS	AVG	
2019-20	LCU	14-0	83/5.9	7-15	.467	3-8	.375	5-6	.833	1	8	9	0.6	3-0	4	10	0	1	22	1.6
2020-21	LCU	19-0	142/7.5	17-36	.472	12-28	.429	5-6	.833	2	13	15	0.8	9-0	4	8	2	3	51	2.7
2021-22	LCU	9-0	50/5.6	2-9	.222	0-4	.000	4-6	.667	1	2	3	0.3	2-0	2	7	0	2	8	0.9
TOTAL		42-0	275/6.5	26-60	.433	15-40	.375	14-18	.778	4	23	27	0.6	14-0	10	25	2	6	81	1.9

## Single Game Highs

Statistic	Value	
Points	12	at Texas-Tyler 01/02/21
Rebounds	4	at Texas-Tyler 01/03/21
Assists	2	vs Daemen 11/20/21
Steals	1	6 times
Blocks	1	vs Angelo St. 01/16/21, vs Cameron 03/13/21
FG Made	4	at Texas-Tyler 01/02/21
FG Attempts	7	at Texas-Tyler 01/02/21
3FG Made	4	at Texas-Tyler 01/02/21
3FG Attempts	7	at Texas-Tyler 01/02/21
FT Made	4	vs Cameron 03/05/21
FT Attempts	4	vs Cameron 03/05/21, vs Ark.-Fort Smith 01/06/22

## WINFREY, Brylee

			Field Goals		3-Point		F-Throws		Rebounds							Scoring				
SEASON	TEAM	GP-GS	MIN/AVG	FG-FGA	FG%	3FG-3FGA	3FG%	FT-FTA	FT%	OFF	DEF	TOT	AVG	PF-FO	A	TO	BLK	STL	PTS	AVG
2019-20	LCU	15-0	76/5.1	7-26	.269	0-12	.000	1-1	1.000	2	9	11	0.7	8-0	3	5	1	3	15	1.0
2020-21	LCU	16-0	77/4.8	6-23	.261	2-10	.200	5-6	.833	4	9	13	0.8	5-0	7	12	0	6	19	1.2
2021-22	LCU	9-0	53/5.8	2-13	.154	1-7	.143	6-7	.857	0	11	11	1.2	6-0	8	9	1	3	11	1.2
TOTAL		40-0	206/5.1	15-62	.242	3-29	.103	12-14	.857	6	29	35	0.9	19-0	18	26	2	12	45	1.1

## Single Game Highs

Statistic	Value	
Points	5	vs Cameron 03/13/21, vs Daemen 11/20/21
Rebounds	4	vs St. Mary's (TX) 01/22/22
Assists	3	vs St. Mary's (TX) 01/22/22
Steals	2	vs Tex. A&M Int'l 02/20/20
Blocks	1	at Cameron 12/19/19, vs Montevallo 11/05/21
FG Made	2	at Western N.M. 02/29/20, vs Tex. Permian Basin 02/20/21
FG Attempts	6	at Texas-Tyler 01/03/21, vs Daemen 11/20/21
3FG Made	1	at Tex. Permian Basin 02/19/21, vs Western N.M. 02/11/21, vs Daemen 11/20/21
3FG Attempts	3	4 times
FT Made	3	vs Cameron 03/13/21
FT Attempts	4	vs Cameron 03/13/21

THE STAT CREW SYSTEM  
Lubbock Christian Individual Game-by-Game (as of Jan 26, 2022)  
All games

#00 Grace Foster

Opponent	Date	gs	min	Total		3-Pointers		Free throws		Rebounds				pf	a	t/o	blk	stl	pts	avg
				fg-fga	pct	3fg-fga	pct	ft-fa	pct	off	def	tot	avg							
vs Montevallo	11/05/21		18	3-6	.500	1-2	.500	0-0	.000	2	7	9	9.0	2	1	2	2	0	7	7.0
at Mont. St. Billings	11/06/21		7	0-0	.000	0-0	.000	0-0	.000	0	1	1	5.0	0	0	2	0	0	0	3.5
vs Tampa	11/07/21		19	4-7	.571	2-5	.400	0-1	.000	1	1	2	4.0	2	0	3	1	1	10	5.7
at Colo. Christian	11/12/21		15	3-8	.375	0-3	.000	2-2	1.000	1	1	2	3.5	3	0	0	0	0	8	6.3
vs Colorado St.-Pueblo	11/13/21		19	2-4	.500	0-0	.000	0-0	.000	0	5	5	3.8	0	0	1	0	1	4	5.8
LANDER	11/19/21		19	2-5	.400	1-1	1.000	2-2	1.000	2	6	8	4.5	1	0	4	2	0	7	6.0
DAEMEN	11/20/21		16	3-5	.600	0-1	.000	2-2	1.000	1	4	5	4.6	1	2	0	0	1	8	6.3
vs Minn.-Crookston	11/25/21		8	4-6	.667	0-2	.000	0-0	.000	1	2	3	4.4	3	1	0	1	0	8	6.5
at Hawaii Pacific	11/26/21		12	0-0	.000	0-0	.000	2-2	1.000	0	1	1	4.0	0	0	1	0	0	2	6.0
WEST TEX. A&M	12/07/21		13	2-5	.400	1-2	.500	0-0	.000	0	0	0	3.6	1	0	0	0	0	5	5.9
at Western N.M.	12/11/21		14	4-6	.667	2-2	1.000	1-2	.500	0	1	1	3.4	1	2	1	1	0	11	6.4
CAMERON	12/16/21		19	8-13	.615	1-5	.200	3-3	1.000	1	3	4	3.4	0	2	2	0	0	20	7.5
at Tex. A&M-Kingsville	12/31/21		15	1-4	.250	1-3	.333	1-2	.500	0	0	0	3.2	1	1	0	0	0	4	7.2
at Tex. A&M Int'l	01/02/22		14	1-3	.333	0-1	.000	0-0	.000	1	1	2	3.1	5	0	2	2	1	2	6.9
ARK.-FORT SMITH	01/06/22		13	5-7	.714	2-3	.667	2-2	1.000	1	3	4	3.1	1	1	0	0	0	14	7.3
at Tex. A&M-Commerce	01/13/22		28	7-13	.538	3-7	.429	3-6	.500	3	8	11	3.6	1	0	2	6	1	20	8.1
at Texas-Tyler	01/15/22		17	1-4	.250	0-1	.000	0-0	.000	1	1	2	3.5	0	2	2	1	0	2	7.8
ST. EDWARD'S	01/20/22		16	3-4	.750	1-1	1.000	0-1	.000	3	2	5	3.6	3	0	2	1	0	7	7.7
ST. MARY'S (TX)	01/22/22		15	4-8	.500	0-3	.000	0-0	.000	2	3	5	3.7	0	0	1	2	0	8	7.7
Totals		0	297	57-108	.528	15-42	.357	18-25	.720	20	50	70	3.7	25	12	25	19	5	147	7.7

Games played: 19  
Minutes/game: 15.6  
Points/game: 7.7  
FG Pct: 52.8  
3FG Pct: 35.7  
FT Pct: 72.0

Rebounds/game: 3.7  
Assists/game: 0.6  
Turnovers/game: 1.3  
Assist/turnover ratio: 0.5  
Steals/game: 0.3  
Blocks/game: 1.0

THE STAT CREW SYSTEM  
Lubbock Christian Individual Game-by-Game (as of Jan 26, 2022)  
All games

#01 Ashton Duncan

Opponent	Date	gs	min	Total		3-Pointers		Free throws		Rebounds				pf	a	t/o	blk	stl	pts	avg	
				fg-fga	pct	3fg-fga	pct	ft-fa	pct	off	def	tot	avg								
vs Montevallo	11/05/21	*	30	4-12	.333	4-12	.333	0-0	.000	1	3	4	4.0	2	1	1	0	2	12	12.0	
at Mont. St. Billings	11/06/21	*	37	7-11	.636	3-6	.500	5-6	.833	1	4	5	4.5	2	2	0	0	2	22	17.0	
vs Tampa	11/07/21	*	31	4-9	.444	2-7	.286	0-0	.000	0	2	2	3.7	0	2	1	0	0	10	14.7	
at Colo. Christian	11/12/21	*	29	3-7	.429	3-6	.500	1-2	.500	0	2	2	3.3	1	1	0	0	0	10	13.5	
vs Colorado St.-Pueblo	11/13/21	*	36	8-14	.571	4-8	.500	0-0	.000	0	4	4	3.4	0	0	2	0	0	20	14.8	
LANDER	11/19/21	*	35	2-6	.333	1-4	.250	2-2	1.000	0	1	1	3.0	2	1	1	0	0	7	13.5	
DAEMEN	11/20/21	*	23	4-14	.286	2-8	.250	0-0	.000	0	3	3	3.0	2	1	1	0	1	10	13.0	
vs Minn.-Crookston	11/25/21	*	20	1-4	.250	1-4	.250	2-2	1.000	1	2	3	3.0	2	0	0	0	0	5	12.0	
at Hawaii Pacific	11/26/21	*	31	6-12	.500	6-11	.545	0-0	.000	0	1	1	2.8	0	2	1	0	0	18	12.7	
WEST TEX. A&M	12/07/21	*	33	8-15	.533	4-10	.400	0-0	.000	0	1	1	2.6	1	0	1	0	1	20	13.4	
at Western N.M.	12/11/21	*	18	3-6	.500	1-3	.333	0-0	.000	1	3	4	2.7	1	0	0	1	1	7	12.8	
CAMERON	12/16/21	*	32	2-7	.286	2-3	.667	3-4	.750	1	3	4	2.8	1	0	2	0	1	9	12.5	
at Tex. A&M-Kingsville	12/31/21	*	32	1-13	.077	0-11	.000	1-2	.500	0	6	6	3.1	2	1	1	0	1	3	11.8	
at Tex. A&M Int'l	01/02/22	*	37	5-18	.278	4-16	.250	2-2	1.000	0	1	1	2.9	1	3	2	0	1	16	12.1	
ARK.-FORT SMITH	01/06/22	*	15	0-5	.000	0-3	.000	0-0	.000	0	0	0	2.7	0	1	0	0	1	0	11.3	
at Tex. A&M-Commerce	01/13/22	*	31	0-6	.000	0-6	.000	0-0	.000	0	1	1	2.6	1	0	0	0	1	0	10.6	
at Texas-Tyler	01/15/22	*	36	6-13	.462	6-12	.500	2-2	1.000	0	0	0	2.5	3	3	2	0	1	20	11.1	
ST. EDWARD'S	01/20/22	*	24	1-5	.200	1-4	.250	0-0	.000	0	0	0	2.3	2	1	0	0	1	3	10.7	
ST. MARY'S (TX)	01/22/22	*	26	8-13	.615	8-13	.615	0-0	.000	0	2	2	2.3	1	0	3	1	4	24	11.4	
Totals			19	556	73-190	.384	52-147	.354	18-22	.818	5	39	44	2.3	24	19	18	2	18	216	11.4

Games played: 19  
Minutes/game: 29.3  
Points/game: 11.4  
FG Pct: 38.4  
3FG Pct: 35.4  
FT Pct: 81.8

Rebounds/game: 2.3  
Assists/game: 1.0  
Turnovers/game: 0.9  
Assist/turnover ratio: 1.1  
Steals/game: 0.9  
Blocks/game: 0.1

THE STAT CREW SYSTEM  
Lubbock Christian Individual Game-by-Game (as of Jan 26, 2022)  
All games

#02 Maci Maddox

Opponent	Date	gs	min	Total		3-Pointers		Free throws		Rebounds				pf	a	t/o	blk	stl	pts	avg
				fg-fga	pct	3fg-fga	pct	ft-fla	pct	off	def	tot	avg							
vs Montevallo	11/05/21		10	0-1	.000	0-0	.000	0-0	.000	0	0	0	0.0	0	0	0	0	1	0	0.0
vs Tampa	11/07/21		5	0-0	.000	0-0	.000	0-0	.000	0	0	0	0.0	0	1	0	0	0	0	0.0
at Colo. Christian	11/12/21		13	0-3	.000	0-0	.000	0-0	.000	0	1	1	0.3	0	0	0	0	0	0	0.0
vs Colorado St.-Pueblo	11/13/21		3	0-0	.000	0-0	.000	0-0	.000	0	0	0	0.3	0	0	0	0	0	0	0.0
LANDER	11/19/21		12	1-1	1.000	0-0	.000	2-2	1.000	0	0	0	0.2	1	0	1	0	1	4	0.8
DAEMEN	11/20/21		12	0-1	.000	0-0	.000	2-2	1.000	0	0	0	0.2	1	0	1	0	1	2	1.0
vs Minn.-Crookston	11/25/21		15	1-2	.500	0-0	.000	0-0	.000	0	0	0	0.1	1	0	0	0	1	2	1.1
at Hawaii Pacific	11/26/21		7	0-2	.000	0-0	.000	0-0	.000	0	0	0	0.1	0	0	1	0	0	0	1.0
WEST TEX. A&M	12/07/21		11	1-4	.250	0-0	.000	2-2	1.000	0	1	1	0.2	0	3	0	0	0	4	1.3
at Western N.M.	12/11/21		18	1-4	.250	0-1	.000	0-0	.000	0	2	2	0.4	1	2	0	0	2	2	1.4
CAMERON	12/16/21		9	1-3	.333	0-1	.000	0-0	.000	0	0	0	0.4	0	0	0	0	0	2	1.5
at Tex. A&M-Kingsville	12/31/21		9	0-1	.000	0-0	.000	0-0	.000	0	0	0	0.3	0	0	0	0	1	0	1.3
at Tex. A&M Int'l	01/02/22		4	0-0	.000	0-0	.000	0-0	.000	0	0	0	0.3	0	0	1	0	0	0	1.2
ARK.-FORT SMITH	01/06/22		15	1-2	.500	0-1	.000	0-0	.000	1	0	1	0.4	0	0	0	0	0	2	1.3
at Texas-Tyler	01/15/22		5	1-2	.500	1-1	1.000	0-0	.000	0	0	0	0.3	0	1	0	0	0	3	1.4
ST. EDWARD'S	01/20/22		11	0-1	.000	0-0	.000	0-0	.000	0	0	0	0.3	1	0	2	0	1	0	1.3
ST. MARY'S (TX)	01/22/22		11	2-4	.500	0-1	.000	0-0	.000	0	0	0	0.3	0	0	1	0	0	4	1.5
Totals		0	170	9-31	.290	1-5	.200	6-6	1.000	1	4	5	0.3	5	7	7	0	8	25	1.5

Games played: 17  
Minutes/game: 10.0  
Points/game: 1.5  
FG Pct: 29.0  
3FG Pct: 20.0  
FT Pct: 100.0

Rebounds/game: 0.3  
Assists/game: 0.4  
Turnovers/game: 0.4  
Assist/turnover ratio: 1.0  
Steals/game: 0.5

THE STAT CREW SYSTEM  
Lubbock Christian Individual Game-by-Game (as of Jan 26, 2022)  
All games

#03 Audrey Robertson

Opponent	Date	gs	min	Total		3-Pointers		Free throws		Rebounds				pf	a	t/o	blk	stl	pts	avg
				fg-fga	pct	3fg-fga	pct	ft-fla	pct	off	def	tot	avg							
vs Montevallo	11/05/21		16	1-4	.250	0-1	.000	0-0	.000	0	0	0	0.0	1	0	0	0	1	2	2.0
at Mont. St. Billings	11/06/21		21	2-4	.500	0-1	.000	1-1	1.000	0	0	0	0.0	0	0	0	0	0	5	3.5
vs Tampa	11/07/21		13	0-2	.000	0-1	.000	1-2	.500	0	1	1	0.3	1	1	1	0	0	1	2.7
at Colo. Christian	11/12/21		18	1-5	.200	1-2	.500	0-0	.000	2	1	3	1.0	2	0	1	1	1	3	2.8
vs Colorado St.-Pueblo	11/13/21		17	2-7	.286	0-2	.000	1-2	.500	0	0	0	0.8	1	0	1	0	2	5	3.2
LANDER	11/19/21		25	3-9	.333	1-3	.333	5-6	.833	1	0	1	0.8	1	0	1	1	1	12	4.7
DAEMEN	11/20/21		12	0-2	.000	0-0	.000	0-0	.000	0	2	2	1.0	1	0	1	0	0	0	4.0
vs Minn.-Crookston	11/25/21		15	2-7	.286	0-2	.000	2-2	1.000	3	1	4	1.4	0	0	0	0	0	6	4.3
at Hawaii Pacific	11/26/21		16	1-2	.500	0-1	.000	0-0	.000	0	0	0	1.2	0	0	1	0	0	2	4.0
WEST TEX. A&M	12/07/21		9	0-1	.000	0-1	.000	0-0	.000	0	0	0	1.1	0	0	0	0	1	0	3.6
at Western N.M.	12/11/21		13	4-5	.800	1-1	1.000	0-0	.000	0	2	2	1.2	2	0	0	0	1	9	4.1
CAMERON	12/16/21		22	3-5	.600	1-1	1.000	0-0	.000	1	0	1	1.2	2	4	0	0	0	7	4.3
at Tex. A&M-Kingsville	12/31/21		20	1-2	.500	1-2	.500	2-2	1.000	0	0	0	1.1	1	1	4	0	1	5	4.4
at Tex. A&M Int'l	01/02/22		16	2-3	.667	0-1	.000	1-2	.500	2	0	2	1.1	1	2	2	1	2	5	4.4
ARK.-FORT SMITH	01/06/22		14	1-2	.500	0-0	.000	0-0	.000	0	0	0	1.1	2	1	0	0	1	2	4.3
at Tex. A&M-Commerce	01/13/22		12	0-1	.000	0-1	.000	0-2	.000	0	0	0	1.0	2	1	0	0	2	0	4.0
at Texas-Tyler	01/15/22		11	0-2	.000	0-1	.000	0-0	.000	0	1	1	1.0	1	2	0	1	0	0	3.8
ST. EDWARD'S	01/20/22		15	2-3	.667	0-0	.000	0-0	.000	0	0	0	0.9	3	0	2	0	0	4	3.8
ST. MARY'S (TX)	01/22/22		15	0-2	.000	0-1	.000	1-2	.500	0	0	0	0.9	2	5	2	1	2	1	3.6
Totals		0	300	25-68	.368	5-22	.227	14-21	.667	9	8	17	0.9	23	17	16	5	15	69	3.6

Games played: 19  
Minutes/game: 15.8  
Points/game: 3.6  
FG Pct: 36.8  
3FG Pct: 22.7  
FT Pct: 66.7

Rebounds/game: 0.9  
Assists/game: 0.9  
Turnovers/game: 0.8  
Assist/turnover ratio: 1.1  
Steals/game: 0.8  
Blocks/game: 0.3

THE STAT CREW SYSTEM  
Lubbock Christian Individual Game-by-Game (as of Jan 26, 2022)  
All games

#04 Rachel Haase

Opponent	Date	gs	min	Total		3-Pointers		Free throws		Rebounds				pf	a	t/o	blk	stl	pts	avg
				fg-fga	pct	3fg-fga	pct	ft-fla	pct	off	def	tot	avg							
ST. EDWARD'S	01/20/22		4	0-1	.000	0-1	.000	0-0	.000	0	0	0	0.0	0	0	0	0	0	0	0.0
ST. MARY'S (TX)	01/22/22		5	0-0	.000	0-0	.000	0-0	.000	0	0	0	0.0	1	0	0	0	0	0	0.0
Totals		0	9	0-1	.000	0-1	.000	0-0	.000	0	0	0	0.0	1	0	0	0	0	0	0.0

Games played: 2  
Minutes/game: 4.5  
FG Pct: 0.0  
3FG Pct: 0.0

THE STAT CREW SYSTEM  
Lubbock Christian Individual Game-by-Game (as of Jan 26, 2022)  
All games

#05 Laynee Burr

Opponent	Date	gs	min	Total		3-Pointers		Free throws		Rebounds				pf	a	t/o	blk	stl	pts	avg	
				fg-fga	pct	3fg-fga	pct	ft-fla	pct	off	def	tot	avg								
vs Montevallo	11/05/21	*	31	4-10	.400	2-3	.667	0-0	.000	1	2	3	3.0	4	6	3	0	4	10	10.0	
at Mont. St. Billings	11/06/21	*	36	1-6	.167	0-2	.000	3-6	.500	1	1	2	2.5	1	3	0	0	2	5	7.5	
vs Tampa	11/07/21	*	33	6-10	.600	2-4	.500	4-4	1.000	0	3	3	2.7	3	2	1	0	1	18	11.0	
at Colo. Christian	11/12/21	*	27	7-12	.583	2-5	.400	3-3	1.000	0	3	3	2.8	3	3	1	0	2	19	13.0	
vs Colorado St.-Pueblo	11/13/21	*	31	0-3	.000	0-1	.000	2-2	1.000	0	2	2	2.6	4	0	1	1	0	2	10.8	
LANDER	11/19/21	*	29	3-5	.600	0-1	.000	4-4	1.000	1	3	4	2.8	4	5	1	0	0	10	10.7	
DAEMEN	11/20/21	*	27	2-6	.333	1-3	.333	2-2	1.000	0	2	2	2.7	0	1	0	0	1	7	10.1	
vs Minn.-Crookston	11/25/21	*	24	3-8	.375	0-3	.000	0-0	.000	2	2	4	2.9	2	1	1	1	1	6	9.6	
at Hawaii Pacific	11/26/21	*	26	4-6	.667	0-1	.000	0-0	.000	1	3	4	3.0	3	4	1	0	0	8	9.4	
WEST TEX. A&M	12/07/21	*	32	2-7	.286	2-3	.667	0-0	.000	0	3	3	3.0	4	2	2	0	1	6	9.1	
at Western N.M.	12/11/21	*	19	4-7	.571	0-1	.000	0-0	.000	1	1	2	2.9	0	2	0	0	2	8	9.0	
CAMERON	12/16/21	*	27	2-4	.500	0-1	.000	0-0	.000	1	4	5	3.1	2	5	4	1	1	4	8.6	
at Tex. A&M-Kingsville	12/31/21	*	30	4-6	.667	0-1	.000	1-2	.500	3	2	5	3.2	4	3	1	0	2	9	8.6	
at Tex. A&M Int'l	01/02/22	*	28	1-6	.167	0-2	.000	1-2	.500	0	4	4	3.3	1	1	1	0	1	3	8.2	
ARK.-FORT SMITH	01/06/22	*	16	4-5	.800	2-3	.667	0-0	.000	0	3	3	3.3	0	0	0	0	0	10	8.3	
at Tex. A&M-Commerce	01/13/22	*	33	4-8	.500	1-3	.333	3-3	1.000	0	2	2	3.2	2	2	1	1	1	12	8.6	
at Texas-Tyler	01/15/22	*	28	1-4	.250	1-3	.333	0-0	.000	0	0	0	3.0	4	2	3	0	0	3	8.2	
ST. EDWARD'S	01/20/22	*	22	4-8	.500	1-3	.333	1-1	1.000	1	0	1	2.9	1	3	0	0	2	10	8.3	
ST. MARY'S (TX)	01/22/22	*	22	2-8	.250	1-5	.200	0-0	.000	3	3	6	3.1	1	2	1	0	1	5	8.2	
Totals			19	521	58-129	.450	15-48	.313	24-29	.828	15	43	58	3.1	43	47	22	4	22	155	8.2

Games played: 19  
Minutes/game: 27.4  
Points/game: 8.2  
FG Pct: 45.0  
3FG Pct: 31.3  
FT Pct: 82.8

Rebounds/game: 3.1  
Assists/game: 2.5  
Turnovers/game: 1.2  
Assist/turnover ratio: 2.1  
Steals/game: 1.2  
Blocks/game: 0.2

THE STAT CREW SYSTEM  
Lubbock Christian Individual Game-by-Game (as of Jan 26, 2022)  
All games

#12 Savannah Sumrall

Opponent	Date	gs	min	Total		3-Pointers		Free throws		Rebounds				pf	a	t/o	blk	stl	pts	avg
				fg-fga	pct	3fg-fga	pct	ft-fla	pct	off	def	tot	avg							
vs Montevallo	11/05/21		2	0-0	.000	0-0	.000	0-0	.000	0	0	0	0.0	0	0	0	0	0	0	0.0
at Colo. Christian	11/12/21		2	0-0	.000	0-0	.000	0-0	.000	1	1	2	1.0	0	0	1	0	0	0	0.0
DAEMEN	11/20/21		6	0-1	.000	0-0	.000	0-0	.000	0	0	0	0.7	0	2	0	0	1	0	0.0
vs Minn.-Crookston	11/25/21		7	0-1	.000	0-0	.000	0-0	.000	0	0	0	0.5	0	0	1	0	0	0	0.0
at Hawaii Pacific	11/26/21		3	1-1	1.000	0-0	.000	0-0	.000	0	0	0	0.4	1	0	2	0	0	2	0.4
at Western N.M.	12/11/21		9	0-1	.000	0-0	.000	0-0	.000	0	1	1	0.5	1	0	0	0	1	0	0.3
ARK.-FORT SMITH	01/06/22		13	0-1	.000	0-1	.000	2-4	.500	0	0	0	0.4	0	0	2	0	0	2	0.6
ST. EDWARD'S	01/20/22		5	1-2	.500	0-1	.000	2-2	1.000	0	0	0	0.4	0	0	1	0	0	4	1.0
ST. MARY'S (TX)	01/22/22		3	0-2	.000	0-2	.000	0-0	.000	0	0	0	0.3	0	0	0	0	0	0	0.9
Totals		0	50	2-9	.222	0-4	.000	4-6	.667	1	2	3	0.3	2	2	7	0	2	8	0.9

Games played: 9  
Minutes/game: 5.6  
Points/game: 0.9  
FG Pct: 22.2  
3FG Pct: 0.0  
FT Pct: 66.7

Rebounds/game: 0.3  
Assists/game: 0.2  
Turnovers/game: 0.8  
Assist/turnover ratio: 0.3  
Steals/game: 0.2

THE STAT CREW SYSTEM  
Lubbock Christian Individual Game-by-Game (as of Jan 26, 2022)  
All games

#14 Channing Cunyus

Opponent	Date	gs	min	Total		3-Pointers		Free throws		Rebounds				pf	a	t/o	blk	stl	pts	avg	
				fg-fga	pct	3fg-fga	pct	ft-fla	pct	off	def	tot	avg								
vs Montevallo	11/05/21	*	21	3-3	1.000	2-2	1.000	0-0	.000	1	1	2	2.0	3	2	1	1	1	8	8.0	
at Mont. St. Billings	11/06/21	*	35	5-11	.455	2-5	.400	0-0	.000	0	1	1	1.5	0	2	1	0	3	12	10.0	
vs Tampa	11/07/21	*	25	1-4	.250	0-3	.000	0-0	.000	1	4	5	2.7	1	2	1	0	1	2	7.3	
at Colo. Christian	11/12/21	*	25	2-8	.250	0-4	.000	6-6	1.000	3	5	8	4.0	1	2	1	0	1	10	8.0	
vs Colorado St.-Pueblo	11/13/21	*	29	4-9	.444	2-4	.500	1-2	.500	0	1	1	3.4	3	0	3	1	2	11	8.6	
LANDER	11/19/21	*	26	3-6	.500	1-4	.250	4-4	1.000	1	3	4	3.5	1	2	1	0	1	11	9.0	
DAEMEN	11/20/21	*	24	2-4	.500	0-1	.000	1-1	1.000	0	5	5	3.7	2	2	0	0	1	5	8.4	
vs Minn.-Crookston	11/25/21	*	23	4-7	.571	2-4	.500	0-0	.000	1	6	7	4.1	2	4	0	1	1	10	8.6	
at Hawaii Pacific	11/26/21	*	25	3-5	.600	1-1	1.000	2-2	1.000	0	4	4	4.1	1	1	0	0	1	9	8.7	
WEST TEX. A&M	12/07/21	*	31	2-6	.333	0-2	.000	1-2	.500	0	4	4	4.1	2	2	2	0	0	5	8.3	
at Western N.M.	12/11/21	*	21	2-5	.400	2-2	1.000	0-0	.000	1	0	1	3.8	1	1	1	0	3	6	8.1	
CAMERON	12/16/21	*	31	3-5	.600	2-3	.667	5-8	.625	1	5	6	4.0	0	2	1	0	2	13	8.5	
at Tex. A&M-Kingsville	12/31/21	*	24	2-6	.333	1-4	.250	1-2	.500	1	1	2	3.8	1	0	3	1	1	6	8.3	
at Tex. A&M Int'l	01/02/22	*	33	4-8	.500	1-3	.333	0-0	.000	2	5	7	4.1	3	5	0	0	4	9	8.4	
ARK.-FORT SMITH	01/06/22	*	15	1-2	.500	1-2	.500	0-0	.000	0	1	1	3.9	1	1	2	0	1	3	8.0	
at Tex. A&M-Commerce	01/13/22	*	30	3-7	.429	1-3	.333	0-0	.000	1	0	1	3.7	4	3	3	0	0	7	7.9	
at Texas-Tyler	01/15/22	*	32	5-6	.833	2-2	1.000	1-2	.500	4	5	9	4.0	0	0	0	0	0	13	8.2	
ST. EDWARD'S	01/20/22	*	20	4-6	.667	1-1	1.000	2-2	1.000	1	1	2	3.9	1	3	1	0	0	11	8.4	
ST. MARY'S (TX)	01/22/22	*	20	1-4	.250	0-0	.000	0-0	.000	0	0	0	3.7	2	1	1	1	3	2	8.1	
Totals			19	490	54-112	.482	21-50	.420	24-31	.774	18	52	70	3.7	29	35	22	5	26	153	8.1

Games played: 19  
Minutes/game: 25.8  
Points/game: 8.1  
FG Pct: 48.2  
3FG Pct: 42.0  
FT Pct: 77.4

Rebounds/game: 3.7  
Assists/game: 1.8  
Turnovers/game: 1.2  
Assist/turnover ratio: 1.6  
Steals/game: 1.4  
Blocks/game: 0.3

THE STAT CREW SYSTEM  
Lubbock Christian Individual Game-by-Game (as of Jan 26, 2022)  
All games

#15 Shaylee Stovall

Opponent	Date	gs	min	Total		3-Pointers		Free throws		Rebounds				pf	a	t/o	blk	stl	pts	avg
				fg-fga	pct	3fg-fga	pct	ft-fa	pct	off	def	tot	avg							
vs Montevallo	11/05/21		6	0-1	.000	0-1	.000	0-0	.000	0	0	0	0.0	1	0	0	0	0	0	0.0
vs Tampa	11/07/21		3	0-0	.000	0-0	.000	0-0	.000	0	0	0	0.0	0	0	0	0	0	0	0.0
at Colo. Christian	11/12/21		5	0-0	.000	0-0	.000	3-4	.750	0	2	2	0.7	0	0	0	0	0	3	1.0
vs Colorado St.-Pueblo	11/13/21		0	0-0	.000	0-0	.000	0-0	.000	0	0	0	0.5	0	0	0	0	0	0	0.8
DAEMEN	11/20/21		8	0-1	.000	0-0	.000	0-0	.000	0	1	1	0.6	0	1	0	0	0	0	0.6
vs Minn.-Crookston	11/25/21		10	0-1	.000	0-1	.000	0-0	.000	0	2	2	0.8	1	2	0	0	0	0	0.5
at Hawaii Pacific	11/26/21		6	0-0	.000	0-0	.000	1-2	.500	0	1	1	0.9	1	0	0	0	0	1	0.6
at Western N.M.	12/11/21		13	2-3	.667	2-3	.667	0-0	.000	0	0	0	0.8	1	0	1	0	0	6	1.3
CAMERON	12/16/21		1	0-0	.000	0-0	.000	0-0	.000	0	0	0	0.7	0	0	0	0	0	0	1.1
at Tex. A&M-Kingsville	12/31/21		6	0-0	.000	0-0	.000	0-0	.000	0	1	1	0.7	0	0	0	0	1	0	1.0
at Tex. A&M Int'l	01/02/22		4	0-0	.000	0-0	.000	0-0	.000	0	1	1	0.7	0	0	0	0	1	0	0.9
ARK.-FORT SMITH	01/06/22		11	2-3	.667	1-1	1.000	0-0	.000	0	0	0	0.7	0	1	1	0	0	5	1.3
at Tex. A&M-Commerce	01/13/22		2	0-0	.000	0-0	.000	0-0	.000	0	0	0	0.6	0	0	0	0	0	0	1.2
ST. EDWARD'S	01/20/22		10	1-1	1.000	0-0	.000	0-0	.000	0	1	1	0.6	0	0	1	0	1	2	1.2
ST. MARY'S (TX)	01/22/22		11	2-3	.667	2-3	.667	0-0	.000	0	0	0	0.6	2	0	0	0	1	6	1.5
Totals		0	96	7-13	.538	5-9	.556	4-6	.667	0	9	9	0.6	6	4	3	0	4	23	1.5

Games played: 15  
Minutes/game: 6.4  
Points/game: 1.5  
FG Pct: 53.8  
3FG Pct: 55.6  
FT Pct: 66.7

Rebounds/game: 0.6  
Assists/game: 0.3  
Turnovers/game: 0.2  
Assist/turnover ratio: 1.3  
Steals/game: 0.3

THE STAT CREW SYSTEM  
Lubbock Christian Individual Game-by-Game (as of Jan 26, 2022)  
All games

#20 Carli Bostwick

Opponent	Date	gs	min	Total		3-Pointers		Free throws		Rebounds				pf	a	t/o	blk	stl	pts	avg
				fg-fga	pct	3fg-fga	pct	ft-fla	pct	off	def	tot	avg							
vs Montevallo	11/05/21		1	0-0	.000	0-0	.000	0-0	.000	0	1	1	1.0	0	0	0	0	0	0	0.0
at Colo. Christian	11/12/21		2	0-0	.000	0-0	.000	0-0	.000	0	0	0	0.5	0	0	0	0	0	0	0.0
DAEMEN	11/20/21		4	1-1	1.000	0-0	.000	0-0	.000	0	0	0	0.3	1	0	1	0	1	2	0.7
vs Minn.-Crookston	11/25/21		6	0-3	.000	0-1	.000	0-0	.000	0	0	0	0.3	1	0	0	0	0	0	0.5
at Hawaii Pacific	11/26/21		3	0-1	.000	0-1	.000	0-2	.000	0	0	0	0.2	0	0	0	0	1	0	0.4
at Western N.M.	12/11/21		7	0-0	.000	0-0	.000	0-0	.000	0	0	0	0.2	0	0	1	0	0	0	0.3
ARK.-FORT SMITH	01/06/22		10	1-1	1.000	1-1	1.000	0-0	.000	0	1	1	0.3	0	1	0	0	0	3	0.7
ST. EDWARD'S	01/20/22		4	1-1	1.000	0-0	.000	4-4	1.000	0	0	0	0.3	0	0	0	0	0	6	1.4
ST. MARY'S (TX)	01/22/22		5	1-2	.500	0-0	.000	1-1	1.000	0	1	1	0.3	0	1	1	0	0	3	1.6
Totals		0	42	4-9	.444	1-3	.333	5-7	.714	0	3	3	0.3	2	2	3	0	2	14	1.6

Games played: 9  
Minutes/game: 4.7  
Points/game: 1.6  
FG Pct: 44.4  
3FG Pct: 33.3  
FT Pct: 71.4

Rebounds/game: 0.3  
Assists/game: 0.2  
Turnovers/game: 0.3  
Assist/turnover ratio: 0.7  
Steals/game: 0.2

THE STAT CREW SYSTEM  
Lubbock Christian Individual Game-by-Game (as of Jan 26, 2022)  
All games

#21 Allie Schulte

Opponent	Date	gs	min	Total		3-Pointers		Free throws		Rebounds				pf	a	t/o	blk	stl	pts	avg	
				fg-fga	pct	3fg-fga	pct	ft-fla	pct	off	def	tot	avg								
vs Montevallo	11/05/21	*	30	8-11	.727	3-5	.600	0-0	.000	0	5	5	5.0	0	5	2	0	2	19	19.0	
at Mont. St. Billings	11/06/21	*	34	4-10	.400	2-5	.400	6-6	1.000	1	6	7	6.0	3	3	5	0	2	16	17.5	
vs Tampa	11/07/21	*	32	3-5	.600	1-2	.500	3-4	.750	0	4	4	5.3	1	4	0	1	3	10	15.0	
at Colo. Christian	11/12/21	*	26	1-5	.200	0-3	.000	2-2	1.000	1	2	3	4.8	1	3	0	1	5	4	12.3	
vs Colorado St.-Pueblo	11/13/21	*	32	2-8	.250	0-2	.000	8-8	1.000	0	6	6	5.0	3	8	3	0	1	12	12.2	
LANDER	11/19/21	*	30	1-5	.200	0-2	.000	10-10	1.000	0	3	3	4.7	2	2	4	1	1	12	12.2	
DAEMEN	11/20/21	*	22	5-8	.625	1-2	.500	6-6	1.000	1	1	2	4.3	2	2	1	0	0	17	12.9	
vs Minn.-Crookston	11/25/21	*	19	5-12	.417	1-5	.200	1-2	.500	2	2	4	4.3	3	4	1	0	2	12	12.8	
at Hawaii Pacific	11/26/21	*	32	9-14	.643	4-7	.571	0-0	.000	0	4	4	4.2	1	6	0	0	5	22	13.8	
WEST TEX. A&M	12/07/21	*	35	3-6	.500	1-1	1.000	2-2	1.000	0	3	3	4.1	1	2	0	0	1	9	13.3	
at Western N.M.	12/11/21	*	17	3-8	.375	0-2	.000	0-0	.000	0	1	1	3.8	0	0	0	0	4	6	12.6	
CAMERON	12/16/21	*	31	2-4	.500	0-1	.000	0-0	.000	1	4	5	3.9	0	5	1	0	3	4	11.9	
at Tex. A&M-Kingsville	12/31/21	*	32	2-11	.182	1-5	.200	2-4	.500	1	0	1	3.7	1	0	2	1	7	7	11.5	
at Tex. A&M Int'l	01/02/22	*	34	7-13	.538	3-7	.429	6-8	.750	2	1	3	3.6	1	5	4	1	8	23	12.4	
ARK.-FORT SMITH	01/06/22	*	17	5-6	.833	1-2	.500	1-1	1.000	0	1	1	3.5	0	3	1	0	4	12	12.3	
at Tex. A&M-Commerce	01/13/22	*	25	5-13	.385	1-4	.250	1-1	1.000	0	3	3	3.4	4	0	2	0	3	12	12.3	
at Texas-Tyler	01/15/22	*	29	1-3	.333	1-3	.333	2-2	1.000	1	1	2	3.4	0	4	1	0	1	5	11.9	
ST. EDWARD'S	01/20/22	*	22	5-8	.625	1-1	1.000	0-0	.000	1	1	2	3.3	0	3	1	1	4	11	11.8	
ST. MARY'S (TX)	01/22/22	*	23	5-9	.556	1-3	.333	0-0	.000	2	3	5	3.4	1	8	0	0	4	11	11.8	
Totals			19	522	76-159	.478	22-62	.355	50-56	.893	13	51	64	3.4	24	67	28	6	60	224	11.8

Games played: 19  
Minutes/game: 27.5  
Points/game: 11.8  
FG Pct: 47.8  
3FG Pct: 35.5  
FT Pct: 89.3

Rebounds/game: 3.4  
Assists/game: 3.5  
Turnovers/game: 1.5  
Assist/turnover ratio: 2.4  
Steals/game: 3.2  
Blocks/game: 0.3

THE STAT CREW SYSTEM  
Lubbock Christian Individual Game-by-Game (as of Jan 26, 2022)  
All games

#22 Juliana Robertson

Opponent	Date	gs	min	Total		3-Pointers		Free throws		Rebounds				pf	a	t/o	blk	stl	pts	avg	
				fg-fga	pct	3fg-fga	pct	ft-fla	pct	off	def	tot	avg								
vs Montevallo	11/05/21	*	24	2-9	.222	1-3	.333	4-4	1.000	0	6	6	6.0	4	3	2	0	0	9	9.0	
at Mont. St. Billings	11/06/21	*	25	3-4	.750	0-0	.000	1-2	.500	1	4	5	5.5	5	0	4	1	0	7	8.0	
vs Tampa	11/07/21	*	34	2-6	.333	1-1	1.000	0-0	.000	1	6	7	6.0	2	1	4	0	0	5	7.0	
at Colo. Christian	11/12/21	*	26	0-5	.000	0-0	.000	0-0	.000	3	5	8	6.5	3	0	2	0	0	0	5.3	
vs Colorado St.-Pueblo	11/13/21	*	33	0-6	.000	0-4	.000	2-2	1.000	0	5	5	6.2	2	0	1	1	3	2	4.6	
LANDER	11/19/21	*	20	5-7	.714	0-1	.000	1-1	1.000	1	2	3	5.7	5	0	3	0	0	11	5.7	
DAEMEN	11/20/21	*	20	0-3	.000	0-0	.000	2-2	1.000	4	3	7	5.9	3	1	1	1	0	2	5.1	
vs Minn.-Crookston	11/25/21	*	23	4-6	.667	0-1	.000	0-0	.000	2	4	6	5.9	3	3	1	1	0	8	5.5	
at Hawaii Pacific	11/26/21	*	29	2-4	.500	0-0	.000	1-2	.500	1	12	13	6.7	4	4	3	0	1	5	5.4	
WEST TEX. A&M	12/07/21	*	34	5-9	.556	0-0	.000	1-2	.500	4	11	15	7.5	2	1	4	2	2	11	6.0	
at Western N.M.	12/11/21	*	15	2-5	.400	0-1	.000	1-2	.500	0	0	0	6.8	0	1	1	0	0	5	5.9	
CAMERON	12/16/21	*	25	5-13	.385	1-5	.200	3-4	.750	0	8	8	6.9	2	1	2	0	2	14	6.6	
at Tex. A&M-Kingsville	12/31/21	*	30	4-7	.571	0-2	.000	0-0	.000	2	6	8	7.0	2	0	2	1	1	8	6.7	
at Tex. A&M Int'l	01/02/22	*	25	1-3	.333	0-0	.000	0-0	.000	1	3	4	6.8	5	1	1	0	3	2	6.4	
ARK.-FORT SMITH	01/06/22	*	17	2-3	.667	1-1	1.000	0-0	.000	1	3	4	6.6	0	3	1	0	3	5	6.3	
at Tex. A&M-Commerce	01/13/22	*	38	5-7	.714	0-1	.000	1-2	.500	0	6	6	6.6	4	3	2	2	1	11	6.6	
at Texas-Tyler	01/15/22	*	35	4-13	.308	1-1	1.000	0-0	.000	2	16	18	7.2	1	2	2	2	1	9	6.7	
ST. EDWARD'S	01/20/22	*	24	2-6	.333	0-0	.000	2-2	1.000	1	7	8	7.3	1	4	1	4	4	6	6.7	
ST. MARY'S (TX)	01/22/22	*	14	0-3	.000	0-0	.000	0-2	.000	2	2	4	7.1	1	2	0	1	1	0	6.3	
Totals			19	491	48-119	.403	5-21	.238	19-27	.704	26	109	135	7.1	49	30	37	16	22	120	6.3

Games played: 19  
Minutes/game: 25.8  
Points/game: 6.3  
FG Pct: 40.3  
3FG Pct: 23.8  
FT Pct: 70.4

Rebounds/game: 7.1  
Assists/game: 1.6  
Turnovers/game: 1.9  
Assist/turnover ratio: 0.8  
Steals/game: 1.2  
Blocks/game: 0.8

THE STAT CREW SYSTEM  
Lubbock Christian Individual Game-by-Game (as of Jan 26, 2022)  
All games

#23 Brylee Winfrey

Opponent	Date	gs	min	Total		3-Pointers		Free throws		Rebounds				pf	a	t/o	blk	stl	pts	avg
				fg-fga	pct	3fg-fga	pct	ft-fla	pct	off	def	tot	avg							
vs Montevallo	11/05/21		2	0-0	.000	0-0	.000	0-0	.000	0	0	0	0.0	0	0	1	1	0	0	0.0
at Colo. Christian	11/12/21		3	0-0	.000	0-0	.000	0-0	.000	0	0	0	0.0	0	0	1	0	0	0	0.0
DAEMEN	11/20/21		6	1-6	.167	1-3	.333	2-3	.667	0	0	0	0.0	2	0	0	0	0	5	1.7
vs Minn.-Crookston	11/25/21		8	0-3	.000	0-2	.000	2-2	1.000	0	1	1	0.3	1	1	2	0	0	2	1.8
at Hawaii Pacific	11/26/21		3	0-0	.000	0-0	.000	0-0	.000	0	2	2	0.6	2	1	0	0	0	0	1.4
at Western N.M.	12/11/21		9	0-2	.000	0-2	.000	0-0	.000	0	1	1	0.7	1	2	0	0	1	0	1.2
ARK.-FORT SMITH	01/06/22		11	1-1	1.000	0-0	.000	2-2	1.000	0	1	1	0.7	0	1	4	0	1	4	1.6
ST. EDWARD'S	01/20/22		4	0-1	.000	0-0	.000	0-0	.000	0	2	2	0.9	0	0	0	0	0	0	1.4
ST. MARY'S (TX)	01/22/22		6	0-0	.000	0-0	.000	0-0	.000	0	4	4	1.2	0	3	1	0	1	0	1.2
Totals		0	52	2-13	.154	1-7	.143	6-7	.857	0	11	11	1.2	6	8	9	1	3	11	1.2

Games played: 9  
Minutes/game: 5.8  
Points/game: 1.2  
FG Pct: 15.4  
3FG Pct: 14.3  
FT Pct: 85.7

Rebounds/game: 1.2  
Assists/game: 0.9  
Turnovers/game: 1.0  
Assist/turnover ratio: 0.9  
Steals/game: 0.3  
Blocks/game: 0.1

THE STAT CREW SYSTEM  
Lubbock Christian Individual Game-by-Game (as of Jan 26, 2022)  
All games

#30 Audrey Spurgin

Opponent	Date	gs	min	Total		3-Pointers		Free throws		Rebounds				pf	a	t/o	blk	stl	pts	avg
				fg-fga	pct	3fg-fga	pct	ft-fla	pct	off	def	tot	avg							
vs Montevallo	11/05/21		3	0-0	.000	0-0	.000	2-2	1.000	0	0	0	0.0	0	0	1	0	0	2	2.0
vs Tampa	11/07/21		1	0-0	.000	0-0	.000	0-0	.000	0	0	0	0.0	2	0	1	0	0	0	1.0
at Colo. Christian	11/12/21		2	0-1	.000	0-0	.000	0-0	.000	0	0	0	0.0	1	0	0	0	0	0	0.7
DAEMEN	11/20/21		4	0-0	.000	0-0	.000	0-0	.000	0	1	1	0.3	1	0	1	0	0	0	0.5
vs Minn.-Crookston	11/25/21		9	0-1	.000	0-0	.000	0-0	.000	0	3	3	0.8	2	0	0	1	2	0	0.4
at Hawaii Pacific	11/26/21		3	0-1	.000	0-0	.000	0-0	.000	0	0	0	0.7	0	0	0	0	0	0	0.3
at Western N.M.	12/11/21		5	0-3	.000	0-0	.000	1-2	.500	0	0	0	0.6	2	0	1	0	0	1	0.4
ARK.-FORT SMITH	01/06/22		10	1-1	1.000	0-0	.000	5-6	.833	0	3	3	0.9	2	0	2	0	0	7	1.3
ST. EDWARD'S	01/20/22		5	0-1	.000	0-0	.000	0-0	.000	0	0	0	0.8	0	0	1	0	0	0	1.1
ST. MARY'S (TX)	01/22/22		8	1-4	.250	0-0	.000	0-0	.000	1	2	3	1.0	1	0	2	0	0	2	1.2
Totals		0	50	2-12	.167	0-0	.000	8-10	.800	1	9	10	1.0	11	0	9	1	2	12	1.2

Games played: 10  
Minutes/game: 5.0  
Points/game: 1.2  
FG Pct: 16.7  
FT Pct: 80.0

Rebounds/game: 1.0  
Turnovers/game: 0.9  
Steals/game: 0.2  
Blocks/game: 0.1

THE STAT CREW SYSTEM  
Lubbock Christian Individual Game-by-Game (as of Jan 26, 2022)  
All games

#34 Whitney Cox

Opponent	Date	gs	min	Total		3-Pointers		Free throws		Rebounds				pf	a	t/o	blk	stl	pts	avg
				fg-fga	pct	3fg-fga	pct	ft-fla	pct	off	def	tot	avg							
vs Montevallo	11/05/21		6	0-2	.000	0-0	.000	0-0	.000	0	1	1	1.0	1	1	0	1	0	0	0.0
at Mont. St. Billings	11/06/21		5	0-0	.000	0-0	.000	0-0	.000	0	0	0	0.5	1	0	1	0	0	0	0.0
vs Tampa	11/07/21		4	0-1	.000	0-0	.000	0-0	.000	0	0	0	0.3	2	0	1	0	0	0	0.0
at Colo. Christian	11/12/21		6	1-2	.500	0-0	.000	1-2	.500	0	1	1	0.5	0	0	0	1	0	3	0.8
LANDER	11/19/21		4	1-1	1.000	0-0	.000	0-0	.000	0	0	0	0.4	0	0	0	1	0	2	1.0
DAEMEN	11/20/21		12	1-2	.500	0-0	.000	2-4	.500	0	2	2	0.7	4	0	1	0	1	4	1.5
vs Minn.-Crookston	11/25/21		7	0-0	.000	0-0	.000	0-2	.000	0	0	0	0.6	2	1	1	0	0	0	1.3
at Hawaii Pacific	11/26/21		3	1-1	1.000	0-0	.000	0-0	.000	0	0	0	0.5	0	0	0	0	0	2	1.4
WEST TEX. A&M	12/07/21		2	0-0	.000	0-0	.000	0-0	.000	1	0	1	0.6	1	0	0	0	0	0	1.2
at Western N.M.	12/11/21		13	0-1	.000	0-0	.000	4-4	1.000	0	4	4	0.9	1	2	1	0	0	4	1.5
CAMERON	12/16/21		3	1-3	.333	0-0	.000	0-0	.000	0	0	0	0.8	1	0	0	0	0	2	1.5
at Tex. A&M-Kingsville	12/31/21		2	0-1	.000	0-0	.000	0-0	.000	0	0	0	0.8	0	0	0	0	0	0	1.4
at Tex. A&M Int'l	01/02/22		5	1-1	1.000	0-0	.000	0-0	.000	0	2	2	0.8	1	0	1	0	0	2	1.5
ARK.-FORT SMITH	01/06/22		13	1-5	.200	0-0	.000	0-0	.000	1	3	4	1.1	1	1	3	2	0	2	1.5
at Tex. A&M-Commerce	01/13/22		1	0-0	.000	0-0	.000	0-0	.000	0	0	0	1.0	2	0	1	0	0	0	1.4
at Texas-Tyler	01/15/22		7	1-1	1.000	0-0	.000	0-0	.000	0	0	0	0.9	0	1	1	0	0	2	1.4
ST. EDWARD'S	01/20/22		11	0-1	.000	0-0	.000	0-0	.000	0	2	2	1.0	0	1	0	0	0	0	1.4
ST. MARY'S (TX)	01/22/22		10	1-5	.200	0-0	.000	0-0	.000	2	1	3	1.1	0	1	0	1	0	2	1.4
Totals		0	114	9-27	.333	0-0	.000	7-12	.583	4	16	20	1.1	17	8	11	6	1	25	1.4

Games played: 18  
Minutes/game: 6.3  
Points/game: 1.4  
FG Pct: 33.3  
FT Pct: 58.3

Rebounds/game: 1.1  
Assists/game: 0.4  
Turnovers/game: 0.6  
Assist/turnover ratio: 0.7  
Steals/game: 0.1  
Blocks/game: 0.3

THE STAT CREW SYSTEM  
Lubbock Christian Individual Game-by-Game (as of Jan 26, 2022)  
All games

#40 Reese Schumann

Opponent	Date	gs	min	Total		3-Pointers		Free throws		Rebounds				pf	a	t/o	blk	stl	pts	avg
				fg-fga	pct	3fg-fga	pct	ft-fla	pct	off	def	tot	avg							
at Colo. Christian	11/12/21		1	0-0	.000	0-0	.000	0-0	.000	0	0	0	0.0	0	0	0	0	0	0	0.0
DAEMEN	11/20/21		4	0-0	.000	0-0	.000	0-0	.000	0	0	0	0.0	1	0	0	0	0	0	0.0
vs Minn.-Crookston	11/25/21		6	1-2	.500	0-0	.000	1-2	.500	2	3	5	1.7	2	0	0	0	0	3	1.0
at Hawaii Pacific	11/26/21		1	0-0	.000	0-0	.000	2-2	1.000	1	0	1	1.5	0	0	0	0	0	2	1.3
at Western N.M.	12/11/21		9	1-2	.500	0-0	.000	0-0	.000	1	3	4	2.0	0	0	0	0	0	2	1.4
ARK.-FORT SMITH	01/06/22		10	0-2	.000	0-0	.000	0-0	.000	2	0	2	2.0	1	0	2	0	0	0	1.2
ST. EDWARD'S	01/20/22		3	0-0	.000	0-0	.000	0-2	.000	0	0	0	1.7	1	0	0	0	0	0	1.0
ST. MARY'S (TX)	01/22/22		6	2-3	.667	0-0	.000	0-0	.000	1	0	1	1.6	0	0	0	0	0	4	1.4
Totals		0	40	4-9	.444	0-0	.000	3-6	.500	7	6	13	1.6	5	0	2	0	0	11	1.4

Games played: 8  
Minutes/game: 5.0  
Points/game: 1.4  
FG Pct: 44.4  
FT Pct: 50.0

Rebounds/game: 1.6  
Turnovers/game: 0.3

THE STAT CREW SYSTEM  
Lubbock Christian Individual Game-by-Game (as of Jan 26, 2022)  
All games

#TM TEAM

Opponent	Date	gs	min	Total		3-Pointers		Free throws		Rebounds				pf	a	t/o	blk	stl	pts	avg
				fg-fga	pct	3fg-fga	pct	ft-fla	pct	off	def	tot	avg							
vs Montevallo	11/05/21		0	0-0	.000	0-0	.000	0-0	.000	1	3	4	4.0	0	0	0	0	0	0	0.0
at Mont. St. Billings	11/06/21		0	0-0	.000	0-0	.000	0-0	.000	1	3	4	4.0	0	0	0	0	0	0	0.0
vs Tampa	11/07/21		0	0-0	.000	0-0	.000	0-0	.000	0	2	2	3.3	0	0	1	0	0	0	0.0
at Colo. Christian	11/12/21		0	0-0	.000	0-0	.000	0-0	.000	0	0	0	2.5	0	0	2	0	0	0	0.0
vs Colorado St.-Pueblo	11/13/21		0	0-0	.000	0-0	.000	0-0	.000	0	0	0	2.0	0	0	2	0	0	0	0.0
LANDER	11/19/21		0	0-0	.000	0-0	.000	0-0	.000	1	3	4	2.3	0	0	0	0	0	0	0.0
DAEMEN	11/20/21		0	0-0	.000	0-0	.000	0-0	.000	1	5	6	2.9	0	0	0	0	0	0	0.0
vs Minn.-Crookston	11/25/21		0	0-0	.000	0-0	.000	0-0	.000	1	0	1	2.6	0	0	1	0	0	0	0.0
at Hawaii Pacific	11/26/21		0	0-0	.000	0-0	.000	0-0	.000	1	2	3	2.7	0	0	2	0	0	0	0.0
WEST TEX. A&M	12/07/21		0	0-0	.000	0-0	.000	0-0	.000	1	3	4	2.8	0	0	0	0	0	0	0.0
at Western N.M.	12/11/21		0	0-0	.000	0-0	.000	0-0	.000	0	0	0	2.5	0	0	1	0	0	0	0.0
CAMERON	12/16/21		0	0-0	.000	0-0	.000	0-0	.000	2	3	5	2.8	0	0	0	0	0	0	0.0
at Tex. A&M-Kingsville	12/31/21		0	0-0	.000	0-0	.000	0-0	.000	0	0	0	2.5	0	0	0	0	0	0	0.0
at Tex. A&M Int'l	01/02/22		0	0-0	.000	0-0	.000	0-0	.000	0	0	0	2.4	0	0	1	0	0	0	0.0
ARK.-FORT SMITH	01/06/22		0	0-0	.000	0-0	.000	0-0	.000	1	3	4	2.5	0	0	1	0	0	0	0.0
at Tex. A&M-Commerce	01/13/22		0	0-0	.000	0-0	.000	0-0	.000	2	2	4	2.6	0	0	0	0	0	0	0.0
at Texas-Tyler	01/15/22		0	0-0	.000	0-0	.000	0-0	.000	2	5	7	2.8	0	0	3	0	0	0	0.0
ST. EDWARD'S	01/20/22		0	0-0	.000	0-0	.000	0-0	.000	1	2	3	2.8	0	0	1	0	0	0	0.0
ST. MARY'S (TX)	01/22/22		0	0-0	.000	0-0	.000	0-0	.000	3	1	4	2.9	0	0	2	0	0	0	0.0
Totals		0	0	0-0	.000	0-0	.000	0-0	.000	18	37	55	2.9	0	0	17	0	0	0	0.0

Games played: 19

Rebounds/game: 2.9

Turnovers/game: 0.9

# LUBBOCK CHRISTIAN UNIVERSITY WOMEN'S BASKETBALL GAME NOTES

## Montevallo vs Lubbock Christian 11/05/21 3:30 pm at Billings, MT

### Montevallo 55 • 0-1,0-0 Gulf Sou

#	Player	Total		3-Ptr		Rebounds			PF	TP	A TO Blk Stl				Min
		FG-FGA	FG-FGA	FT-FTA	FT-FTA	Off	Def	Tot			A	TO	Blk	Stl	
12	Shyan Flack	r	1-8	1-3	7-10	2	11	13	0	10	1	1	1	0	27
22	Savannah Lee	f	4-11	0-3	1-2	4	5	9	2	9	0	4	1	1	27
05	Marisa Snodgrass	g	2-6	1-5	0-1	1	3	4	2	5	1	4	0	1	31
11	Kiya Sain	g	4-10	0-3	0-0	2	2	4	0	8	2	0	0	0	28
23	Jordan Jones	g	2-8	0-1	0-2	1	1	2	3	4	1	2	0	0	20
01	Jennifer Andrew		0-1	0-0	3-4	0	1	1	2	3	1	1	0	0	11
02	Sara Strohmeier		0-0	0-0	0-0	0	0	0	1	0	0	0	0	0	4
03	Tiara McLeod		1-1	0-0	2-2	0	4	4	1	4	0	0	0	0	10
04	Anna Katherine Eastm		0-2	1-2	0-0	0	0	0	2	3	0	1	0	0	13
14	Leisha Steger		0-1	0-1	0-0	0	0	0	0	0	0	0	0	0	3
20	Miriam Oldacre		0-1	0-0	0-0	0	0	0	0	0	1	1	0	0	3
30	Elizabeth Hill		1-3	1-3	0-0	0	0	0	0	3	1	1	0	0	5
33	Michaela Edwards		2-4	1-1	1-3	1	1	1	0	6	0	1	0	4	18
Team						2	1	3							
Totals			18-56	5-22	14-24	13	28	41	13	55	8	16	2	6	200

1st - FG %:	3-14	21.4%	2nd: 6-17	35.3%	3rd: 3-13	23.1%	4th: 6-12	50.0%	Game: 18-56	32.1%	Deadball
3FG %:	1-5	20.0%	1-7	14.3%	1-5	20.0%	2-5	40.0%	5-22	22.7%	Rebounds
FT %:	4-4	100.0%	2-6	33.3%	5-8	62.5%	3-6	50.0%	14-24	58.3%	6

### Lubbock Christian 69 • 1-0,0-0 Lone Sta

#	Player	Total		3-Ptr		Rebounds			PF	TP	A TO Blk Stl				Min
		FG-FGA	FG-FGA	FT-FTA	FT-FTA	Off	Def	Tot			A	TO	Blk	Stl	
22	Juliana Robertson	r	2-9	1-3	4-4	0	6	6	4	9	3	2	0	0	24
01	Ashton Duncan	g	4-12	4-12	0-0	1	3	4	2	12	1	1	0	2	30
05	Laynee Burr	g	4-10	2-3	0-0	1	2	3	4	10	6	3	0	4	31
14	Channing Cunyus	g	3-3	2-2	0-0	1	1	2	3	8	2	1	1	1	21
21	Allie Schulte	g	8-11	3-5	0-0	0	5	5	0	19	5	2	0	2	30
00	Grace Foster		3-6	1-2	0-0	2	7	9	2	7	1	2	2	0	18
02	Maci Maddox		0-1	0-0	0-0	0	0	0	0	0	0	0	0	1	10
03	Audrey Robertson		1-4	0-1	0-0	0	0	0	1	2	0	0	0	1	16
12	Savannah Sumrall		0-0	0-0	0-0	0	0	0	0	0	0	0	0	0	2
15	Shaylee Stovall		0-1	0-1	0-0	0	0	0	1	0	0	0	0	0	6
20	Carli Bostwick		0-0	0-0	0-0	0	1	1	0	0	0	0	0	0	1
23	Brylee Winfrey		0-0	0-0	0-0	0	0	0	0	0	0	1	1	0	2
30	Audrey Spurgin		0-0	0-0	2-2	0	0	0	0	2	0	1	0	0	3
34	Whitney Cox		0-2	0-0	0-0	0	1	1	1	0	1	0	1	0	6
Team						1	3	4							
Totals			25-59	13-29	6-6	6	29	35	18	69	19	13	5	11	200

1st - FG %:	8-18	44.4%	2nd: 6-14	42.9%	3rd: 7-16	43.8%	4th: 4-11	36.4%	Game: 25-59	42.4%	Deadball
3FG %:	5-10	50.0%	3-7	42.9%	2-4	50.0%	3-8	37.5%	13-29	44.8%	Rebounds
FT %:	0-0	0.0%	0-0	0.0%	4-4	100.0%	0-2	100.0%	6-6	100.0%	0

Officials: Brian Williams, Steven Landro, Aaron Haugen  
Technical fouls: Montevallo-None. Lubbock Christian-None.

Attendance: 155

2021-22 Women's Basketball. Round: 0. Lubbock Christian vs Montevallo. Played

Score by periods	1st	2nd	3rd	4th	Total
Montevallo	11	15	12	17	55
Lubbock Christian	21	15	20	13	69

## Lubbock Christian vs Mont. St. Billings 11/06/21 7:00 pm at Billings, MT

### Lubbock Christian 67 • 2-0,0-0 Lone Sta

#	Player	Total		3-Ptr		Rebounds			PF	TP	A TO Blk Stl				Min
		FG-FGA	FG-FGA	FT-FTA	FT-FTA	Off	Def	Tot			A	TO	Blk	Stl	
22	Juliana Robertson	r	3-4	0-0	1-2	1	4	5	5	7	0	4	1	0	25
01	Ashton Duncan	g	7-11	3-6	5-6	1	4	5	2	22	2	0	0	2	37
05	Laynee Burr	g	1-6	0-2	3-6	1	1	2	1	5	3	0	0	2	36
14	Channing Cunyus	g	5-11	2-5	0-0	0	1	1	0	12	2	1	0	3	35
21	Allie Schulte	g	4-10	2-5	6-6	1	6	7	3	16	3	5	0	2	34
00	Grace Foster		0-0	0-0	0-0	0	1	1	0	0	0	2	0	0	7
03	Audrey Robertson		2-4	0-1	1-1	0	0	0	0	5	0	0	0	0	21
34	Whitney Cox		0-0	0-0	0-0	0	0	0	1	0	0	1	0	0	5
Team						1	3	4							
Totals			22-46	7-19	16-21	5	20	25	12	67	10	13	1	9	200

1st - FG %:	3-14	21.4%	2nd: 9-13	69.2%	3rd: 5-11	45.5%	4th: 5-8	62.5%	Game: 22-46	47.8%	Deadball
3FG %:	2-8	25.0%	3-5	60.0%	1-4	25.0%	1-2	50.0%	7-19	36.8%	Rebounds
FT %:	0-0	0.0%	7-7	100.0%	1-4	25.0%	6-10	60.0%	16-21	76.2%	2

### Mont. St. Billings 61 • 1-1,0-0 Great No

#	Player	Total		3-Ptr		Rebounds			PF	TP	A TO Blk Stl				Min
		FG-FGA	FG-FGA	FT-FTA	FT-FTA	Off	Def	Tot			A	TO	Blk	Stl	
15	Cariann Kunkel	r	2-6	0-1	2-2	2	6	8	1	6	4	5	0	1	28
22	Taryn Shelley	r	7-13	0-1	0-0	3	8	11	2	14	2	4	0	0	30
12	Shayla Montague	g	3-10	2-8	0-0	0	2	2	2	8	1	0	0	2	31
21	Danielle Zahn	g	3-7	2-4	0-0	0	1	1	2	8	5	4	0	1	28
25	Addison Gardner	g	1-3	1-3	2-2	0	1	1	1	5	0	2	0	0	21
02	Skyler Patton		1-3	1-1	2-2	0	0	0	2	5	4	1	0	0	12
14	Kortney Nelson		5-5	0-0	0-0	2	2	4	3	10	1	0	0	0	25
30	Dyauni Boyce		1-4	1-1	2-2	1	1	2	5	5	1	0	0	0	21
33	Natalie Andreas		0-0	0-0	0-0	0	0	0	0	0	0	0	0	0	3
34	Shannon Reny		0-0	0-0	0-0	0	0	0	2	0	0	0	0	0	1
Team						0	0	0							
Totals			23-51	7-19	8-8	8	21	29	20	61	18	18	0	4	200

1st - FG %:	7-13	53.8%	2nd: 5-12	41.7%	3rd: 6-15	40.0%	4th: 5-11	45.5%	Game: 23-51	45.1%	Deadball
3FG %:	1-2	50.0%	2-4	50.0%	2-7	28.6%	2-6	33.3%	7-19	36.8%	Rebounds
FT %:	2-2	100.0%	2-2	100.0%	2-2	100.0%	2-2	100.0%	8-8	100.0%	0,1

Officials: Craig Thompson, Aaron Haugen, Gretchen Fowell

Technical fouls: Lubbock Christian-None. Mont. St. Billings-None.

Attendance: 397

2021-22 Women's Basketball. Round: 0. Lubbock Christian vs Mont. St. Billings.

Score by periods	1st	2nd	3rd	4th	Total
Lubbock Christian	8	28	14	17	67
Mont. St. Billings	17	14	16	14	61

## Lubbock Christian vs Tampa 11/07/21 4:15 pm at Billings, MT

### Lubbock Christian 56 • 3-0,0-0 Lone Sta

#	Player	Total		3-Ptr		Rebounds			PF	TP	A TO Blk Stl				Min
		FG-FGA	FG-FGA	FT-FTA	FT-FTA	Off	Def	Tot			A	TO	Blk	Stl	
22	Juliana Robertson	r	2-6	1-1	0-0	1	6	7	2	5	1	4	0	0	34
01	Ashton Duncan	g	4-9	2-7	0-0	0	2	2	0	10	2	1	0	0	31
05	Laynee Burr	g	6-10	2-4	4-4	0	3	3	3	18	2	1	0	1	33
14	Channing Cunyus	g	1-4	0-3	0-0	1	4	5	1	2	2	1	0	1	25
21	Allie Schulte	g	3-5	1-2	3-4	0	4	4	1	10	4	0	1	3	32
00	Grace Foster		4-7	2-5	0-1	1	1	2	2	10	0	3	1	1	19
02	Maci Maddox		0-0	0-0	0-0	0	0	0	0	0	1	0	0	0	5
03	Audrey Robertson		0-2	0-1	1-2	0	1	1	1	1	1	1	0	0	13
15	Shaylee Stovall		0-0	0-0	0-0	0	0	0	0	0	0	0	0	0	3
30	Audrey Spurgin		0-0	0-0	0-0	0	0	0	2	0	0	1	0	0	1
34	Whitney Cox		0-1	0-0	0-0	0	0	0	2	0	0	1	0	0	4
Team						0	2	2							
Totals			20-44	8-23	8-11	3	23	26	14	56	13	14	2	6	200

1st - FG %:	4-11	36.4%	2nd: 5-13	38.5%	3rd: 5-9	55.6%	4th: 6-11	54.5%	Game: 20-44	45.5%	Deadball
3FG %:	3-8	37.5%	1-4	25.0%	3-6	50.0%	1-5	20.0%	8-23	34.8%	Rebounds
FT %:	1-2	50.0%	1-2	50.0%	2-3	66.7%	4-4	100.0%	8-11	72.7%	2

### Tampa 4

# LUBBOCK CHRISTIAN UNIVERSITY WOMEN'S BASKETBALL GAME NOTES

## Lubbock Christian vs Colorado St.-Pueblo 11/13/21 11:00 am at Lakewood, CO

### Lubbock Christian 56 • 4-1,0-0 Lone Sta

#	Player	Total		3-Ptr	Rebounds					PF	TP	A	TO	Blk	Stl	Min
		FG-FGA	FT-FTA		Off	Def	Tot									
22	Juliana Robertson	f	0-6	0-4	2-2	0	5	5	2	2	0	1	1	3	33	
01	Ashton Duncan	g	8-14	4-8	0-0	0	4	4	0	20	0	2	0	0	36	
05	Layne Burr	g	0-3	0-1	2-2	0	2	2	4	2	0	1	1	0	31	
14	Channing Cunyus	g	4-9	2-4	1-2	0	1	1	3	11	0	3	1	2	29	
21	Allie Schulte	g	2-8	0-2	8-8	0	6	6	3	12	8	3	0	1	32	
00	Grace Foster		2-4	0-0	0-0	0	5	5	0	4	0	1	0	1	19	
02	Maci Maddox		0-0	0-0	0-0	0	0	0	0	0	0	0	0	0	3	
03	Audrey Robertson		2-7	0-2	1-2	0	0	0	1	5	0	1	0	2	17	
15	Shaylee Stovall		0-0	0-0	0-0	0	0	0	0	0	0	0	0	0	0+	
	Team					0	0	0			2					
	Totals		18-51	6-21	14-16	0	23	23	13	56	8	14	3	9	200	
1st	3FG %: 4-16 25.0%	2nd: 5-13 38.5%	3rd: 6-10 60.0%	4th: 3-12 25.0%	Game: 18-51 35.3%	Deadball Rebounds										
	16.7%	60.0%	1-4 25.0%	1-6 16.7%	6-21 28.6%											
	FT %: 2-2 100.0%	4-6 66.7%	4-4 100.0%	4-4 100.0%	14-16 87.5%											

### Colorado St.-Pueblo 64 • 1-1,0-0 RMAC

#	Player	Total		3-Ptr	Rebounds			PF	TP	A	TO	Blk	Stl	Min	
		FG-FGA	FT-FTA		Off	Def	Tot								
23	Alisha Davis	f	7-17	2-3	2-2	5	7	12	2	18	1	0	1	3	31
00	Ro Dominguez	g	2-9	1-6	0-0	0	7	7	2	5	1	3	0	2	28
02	Ja'Naiya Davis	g	3-6	1-3	6-7	1	2	3	1	13	3	1	1	2	28
13	Tomia Johnson	g	5-14	4-9	0-1	0	5	5	3	14	1	2	0	1	27
21	Kansas Watts	g	1-4	0-0	2-2	4	4	8	2	4	1	2	1	0	28
03	Sydni Williams		1-2	0-1	0-0	0	3	3	1	2	1	1	0	1	12
04	Torie Bass		0-2	0-0	0-0	0	0	0	0	0	1	1	0	0	9
10	Morgan Dial		1-2	0-1	0-0	0	0	0	1	2	1	1	0	0	8
22	Amaya Lewis		3-6	0-2	0-1	1	1	2	1	6	0	1	0	1	21
34	Aubriana Noti		0-0	0-0	0-0	0	1	1	1	0	0	0	0	0	8
	Team					0	0	0			1				
Totals			23-62	8-25	10-13	11	30	41	14	64	10	13	3	10	200
1st - FG %: 9-14 64.3%		2nd: 4-14 28.6%		3rd: 4-18 22.2%		4th: 6-16 37.5%		Game: 23-62 37.1%		Deadball					
3FG %: 3-5 60.0%		1-7 14.3%		1-7 14.3%		3-6 50.0%		8-25 32.0%		Rebounds					
FT %: 1-1 100.0%		0-1 0.0%		2-3 66.7%		7-8 87.5%		10-13 76.9%		4					

Officials: Amirah Leonard,Alex Gebers,Kevin Kizewski  
Technical fouls: Lubbock Christian-None. Colorado St.-Pueblo-None.  
Attendance: 150  
2021-22 Women's Basketball. Round: 0. Colorado St.-Pueblo vs Lubbock Christian

Score by periods	1st	2nd	3rd	4th	Total
Lubbock Christian	11	17	17	11	56
Colorado St.-Pueblo	22	9	11	22	64

## Lander vs Lubbock Christian 11/19/21 7:00 pm at Lubbock, TX

### Lander 72 • 2-1,0-0 Peach Be

		Total		3-Ptr	Rebounds										
#	Player	FG-FA	FT-FTA	FG-FA	FT-FTA	Off	Def	TP	PF	TP	A	TO	Blk	Stl	Min
21	Makaila Cange	f	5-8	0-0	3-5	7	3	10	4	13	0	2	0	4	24
05	Miriam Recarte	c	5-14	1-3	0-0	4	1	5	2	11	2	1	2	0	30
01	Amiaya Melvins	g	1-6	0-0	0-2	3	3	6	4	2	1	3	0	2	29
04	Sarah Crews	g	1-4	1-3	0-0	3	2	5	3	2	1	0	1	1	30
11	Zamiya Passmore	g	10-19	2-8	5-6	0	1	1	4	27	7	5	0	1	37
02	Vashae Rideout		1-4	0-2	0-0	0	0	0	3	2	1	1	0	0	11
03	Aniaya Jester		3-9	2-4	6-8	3	5	8	2	14	0	2	0	2	34
10	Jakiyah Parker		0-0	0-0	0-0	0	0	0	0	0	0	2	0	0	5
Team						2	3	5							
Totals			26-64	6-20	14-21	22	18	40	24	72	13	17	2	10	200
1st - FG %: 6-15 40.0%		2nd: 8-18 44.4%		3rd: 7-19 36.8%		4th: 5-12 41.7%		Game: 26-64 40.6%		Deadball					
3FG %: 1-4 25.0%		1-5 20.0%		2-6 33.3%		2-5 40.0%		6-20 30.0%		Rebounds					
FT %: 1-2 50.0%		6-9 66.7%		5-6 83.3%		2-4 50.0%		14-21 66.7%							

### Lubbock Christian 76 • 5-1,0-0 Lone Sta

#	Player	Total		3-Ptr	Rebounds					PF	TP	A	TO	Blk	Stl	Min
		FG-FGA	FT-FTA		Off	Def	Tot									
22	Juliana Robertson	f	5-7	0-1	1-1	1	2	3	5	11	0	3	0	0	20	
01	Ashton Duncan	g	2-6	1-4	2-2	0	1	1	2	7	1	1	0	0	35	
05	Layne Burr	g	3-5	0-1	4-4	1	3	4	4	10	5	1	0	0	29	
14	Channing Cunyus	g	3-6	1-4	4-4	1	3	4	1	11	2	1	0	1	26	
21	Allie Schulte	g	1-5	0-2	10-10	0	3	3	2	12	2	4	1	1	30	
00	Grace Foster		2-5	1-1	2-2	2	6	8	1	7	0	4	2	0	19	
02	Maci Maddox		1-1	0-0	2-2	0	0	0	1	4	0	1	0	1	12	
03	Audrey Robertson		3-9	1-3	5-6	1	0	1	1	12	0	1	1	1	25	
34	Whitney Cox		1-1	0-0	0-0	0	0	0	0	2	0	0	1	0	4	
	Team					1	3	4								
	Totals		21-45	4-16	30-31	7	21	28	17	76	10	16	5	4	200	
1st - FG %: 5-10 50.0%		2nd: 6-13 46.2%		3rd: 5-12 41.7%		4th: 5-10 50.0%		Game: 21-45 46.7%		Deadball						
3FG %: 1-4 25.0%		2-7 28.6%		1-2 50.0%		0-3 0.0%		4-16 25.0%		Rebounds						
FT %: 2-3 66.7%		6-6 100.0%		10-10 100.0%		12-12 100.0%		30-31 96.8%								

Officials: Laura Dominguez,Corey Malone,Chet Martin  
Technical fouls: Lander-None. Lubbock Christian-None.  
Attendance: 612  
2021-22 Women's Basketball. Round: 0. Lander vs Lubbock Christian. Played at R

Score by periods	1st	2nd	3rd	4th	Total
Lander	14	23	21	14	72
Lubbock Christian	13	20	21	22	76

## Daemen vs Lubbock Christian 11/20/21 8:00 pm at Lubbock, TX

### Daemen 37 • 2-2,0-0 ECC

#	Player		Total		3-Ptr	Rebounds			PF	TP	A	TO	Blk	Stl	Min	
			FG-FGA	FT-FTA		Off	Def	Tot								
15	Mickayla Ivy	f	3-9	0-2	2-4	1	1	2	4	8	1	1	0	1	21	
25	Katie Titus	f	3-9	0-0	0-0	1	6	7	2	6	1	2	1	0	29	
01	Tiara Filbert	g	1-8	0-4	2-2	0	4	4	2	4	1	3	0	0	32	
03	Alahna Paige	g	3-7	0-0	1-2	0	5	5	2	7	3	1	0	0	29	
13	Kaytlyn Matz	g	1-3	0-2	0-0	0	2	2	2	2	1	2	0	0	13	
02	Maddy Stearns		0-0	0-0	0-2	0	0	0	0	0	0	0	0	0	1	
04	Sydney Hvizdzak		1-5	1-5	2-2	0	4	4	2	5	0	1	1	0	27	
10	Autumn Buchsenschutz		0-0	0-0	0-0	0	0	0	0	0	1	0	0	0	4	
14	Sarah Cloutier		0-3	0-0	0-0	0	0	0	0	1	0	0	0	0	10	
20	Alina Estrella		0-0	0-0	0-0	1	1	2	0	0	0	1	0	0	5	
24	Natalie Angeletti		1-3	0-0	0-0	4	5	9	1	2	2	4	0	0	23	
32	Gina Fumerelle		0-0	0-0	0-0	0	0	0	0	0	0	0	0	0	1	
55	Marina Maerkl		1-2	0-0	1-4	0	1	1	3	3	0	0	0	0	7	
	Team					2	0	2			2					
Totals			14-49	1-13	8-16	9	29	38	19	37	10	17	2	1	202	
1st - FG %: 2-11 18.2%			2nd: 3-15 20.0%			3rd: 5-12 41.7%			4th: 4-11 36.4%			Game: 14-49 28.6%			Deadball Rebound: 1-13 7.7%	
FT %: 1-2 50.0%			2nd: 5-12 41.7%			3rd: 2-6 33.3%			4th: 3-6 50.0%			Game: 14-49 28.6%			Deadball Rebound: 8-16 50.0%	

# LUBBOCK CHRISTIAN UNIVERSITY WOMEN'S BASKETBALL GAME NOTES

## Lubbock Christian vs Hawaii Pacific 11/26/21 4:00 pm at Honolulu, HI

### Lubbock Christian 73 • 8-1,0-0 Lone Sta

#	Player	Total		3-Ptr		Rebounds			PF	TP	A TO Blk Stl				Min
		FG-FGA	FG-FGA	FT-FTA	FT-FTA	Off	Def	Tot			A	TO	Blk	Stl	
22	Juliana Robertson	f	2-4	0-0	1-2	1	12	13	4	5	4	3	0	1	29
01	Ashton Duncan	g	6-12	6-11	0-0	0	1	1	0	18	2	1	0	0	31
05	Laynee Burr	g	4-6	0-1	0-0	1	3	4	3	8	4	1	0	0	26
14	Channing Cunyus	g	3-5	1-1	2-2	0	4	4	1	9	1	0	0	1	25
21	Allie Schulte	g	9-14	4-7	0-0	0	4	4	1	22	6	0	0	5	32
00	Grace Foster		0-0	0-0	2-2	0	1	1	0	2	0	1	0	0	12
02	Maci Maddox		0-2	0-0	0-0	0	0	0	0	0	0	1	0	0	7
03	Audrey Robertson		1-2	0-1	0-0	0	0	0	0	2	0	1	0	0	16
12	Savannah Sumrall		1-1	0-0	0-0	0	0	0	1	2	0	2	0	0	3
15	Shaylee Stovall		0-0	0-0	1-2	0	1	1	1	1	0	0	0	0	6
20	Carli Bostwick		0-1	0-1	0-2	0	0	0	0	0	0	0	0	1	3
23	Brylee Winfrey		0-0	0-0	0-0	0	2	2	2	0	1	0	0	0	3
30	Audrey Spurgin		0-1	0-0	0-0	0	0	0	0	0	0	0	0	0	3
34	Whitney Cox		1-1	0-0	0-0	0	0	0	0	2	0	0	0	0	3
40	Reese Schumann		0-0	0-0	2-2	1	0	1	0	2	0	0	0	0	1
Team						1	2	3							
Totals			27-49	11-22	8-12	4	30	34	13	73	18	12	0	8	200
1st - FG %:		7-14	50.0%	2nd: 8-13	61.5%	3rd: 7-12	58.3%	4th: 5-10	50.0%	Game: 27-49	55.1%	Deadball		Rebounds	
3FG %:		3-9	33.3%	5-7	71.4%	2-2	100.0%	1-4	25.0%	11-22	50.0%				
FT %:		3-4	75.0%	0-0	0.0%	2-2	100.0%	3-6	50.0%	8-12	66.7%				

### Hawaii Pacific 52 • 3-2,0-0 PacWest

#	Player	Total		3-Ptr		Rebounds			PF	TP	A TO Blk Stl				Min
		FG-FGA	FG-FGA	FT-FTA	FT-FTA	Off	Def	Tot			A	TO	Blk	Stl	
03	Amy Baum	g	4-11	0-4	0-2	1	8	9	1	8	5	4	0	2	38
04	Makaela Zeldenryk	g	2-11	1-8	0-0	1	1	2	2	5	0	1	1	0	35
21	Avery Cargill	g	5-11	4-8	2-2	0	2	2	1	16	0	3	0	0	38
25	Julia Razo	g	2-7	0-3	2-4	2	3	5	1	6	0	0	0	0	27
30	Tavia Rowell	g	2-10	1-3	2-2	1	1	2	2	7	1	0	0	0	25
01	Abby Wrede		0-1	0-1	0-0	0	0	0	0	0	1	0	0	0	3
02	Haley Masaki		0-0	0-0	0-0	0	1	1	1	0	1	0	0	0	6
05	Maleah Turner		0-0	0-0	0-0	0	0	0	0	0	0	0	0	0	2
11	Allison Ross		3-4	0-0	4-4	2	0	2	1	10	1	0	0	1	16
14	Jordyn Jensen		0-1	0-0	0-0	0	0	0	1	0	0	1	0	0	2
23	Ella Berge		0-1	0-1	0-0	0	2	2	3	0	0	0	0	0	6
24	Anau Tu'ivai		0-0	0-0	0-0	0	0	0	1	0	0	0	0	0	1
32	Devyn O'Brien		0-0	0-0	0-0	0	1	1	0	0	0	0	0	0	1
Team						4	2	6			1				
Totals			18-57	6-28	10-14	11	21	32	14	52	9	10	1	3	200
1st - FG %:		5-15	33.3%	2nd: 3-13	23.1%	3rd: 8-16	50.0%	4th: 2-13	15.4%	Game: 18-57	31.6%	Deadball		Rebounds	
3FG %:		2-8	25.0%	1-5	20.0%	1-7	14.3%	6-6	100.0%	6-28	21.4%				
FT %:		0-2	0.0%	2-2	100.0%	2-2	100.0%			10-14	71.4%				

Officials: Steve Piercy, Pete Arceo, Tim Tamashiro  
Technical fouls: Lubbock Christian-Laynee Burr, Hawaii Pacific-None.  
Attendance: 152  
2021-22 Women's Basketball. Round: 0. Hawaii Pacific vs Lubbock Christian. Pla

Score by periods	1st	2nd	3rd	4th	Total
Lubbock Christian	20	21	18	14	73
Hawaii Pacific	12	10	19	11	52

## Lubbock Christian vs Western N.M. 12/11/21 2:00 pm at Silver City, NM

### Lubbock Christian 67 • 10-1,0-0 Lone Sta

#	Player	Total		3-Ptr		Rebounds			PF	TP	A TO Blk Stl				Min
		FG-FGA	FG-FGA	FT-FTA	FT-FTA	Off	Def	Tot			A	TO	Blk	Stl	
22	Juliana Robertson	f	2-5	0-1	1-2	0	0	0	0	5	1	1	0	0	15
01	Ashton Duncan	g	3-6	1-3	0-0	1	3	4	1	7	0	0	1	1	18
05	Laynee Burr	g	4-7	0-1	0-0	1	1	2	0	8	2	0	0	2	19
14	Channing Cunyus	g	2-5	2-2	0-0	1	0	1	1	6	1	1	0	3	21
21	Allie Schulte	g	3-8	0-2	0-0	0	1	1	0	6	0	0	0	4	17
00	Grace Foster		4-6	2-2	1-2	0	1	1	1	11	2	1	1	0	14
02	Maci Maddox		1-4	0-1	0-0	0	2	2	1	2	2	0	0	2	18
03	Audrey Robertson		4-5	1-1	0-0	0	2	2	9	0	0	0	0	1	13
12	Savannah Sumrall		0-1	0-0	0-0	0	1	1	0	0	0	0	0	1	9
15	Shaylee Stovall		2-3	2-3	0-0	0	0	0	1	6	0	1	0	0	13
20	Carli Bostwick		0-0	0-0	0-0	0	0	0	0	0	0	1	0	0	7
23	Brylee Winfrey		0-2	0-2	0-0	0	1	1	1	0	2	0	0	0	9
30	Audrey Spurgin		0-3	0-0	1-2	0	0	0	2	1	0	1	0	0	5
34	Whitney Cox		0-1	0-0	4-4	0	4	4	1	4	2	1	0	0	13
40	Reese Schumann		1-2	0-0	0-0	1	3	4	0	2	0	0	0	0	9
Team						0	0	0			1				
Totals			26-58	8-18	7-10	4	19	23	12	67	12	8	2	15	200
1st - FG %:		9-16	56.3%	2nd: 9-17	52.9%	3rd: 4-13	30.8%	4th: 4-12	33.3%	Game: 26-58	44.8%	Deadball		Rebounds	
3FG %:		1-3	33.3%	4-7	57.1%	0-3	0.0%	3-5	60.0%	8-18	44.4%				
FT %:		1-2	50.0%	0-0	0.0%	4-4	100.0%	2-4	50.0%	7-10	70.0%				

### Western N.M. 39 • 3-4,0-0 Lone Sta

#	Player	Total		3-Ptr		Rebounds			PF	TP	A TO Blk Stl				Min
		FG-FGA	FG-FGA	FT-FTA	FT-FTA	Off	Def	Tot			A	TO	Blk	Stl	
03	Zyan Smith	f	3-10	0-2	2-2	0	5	5	0	8	2	3	0	0	33
24	Destiney Johnson	f	0-6	0-0	2-2	1	6	7	3	2	1	1	0	1	28
05	Alina Simon	g	2-3	1-2	0-0	0	3	4	0	5	0	4	0	0	22
10	Cassandra Vickery	g	1-4	1-1	0-0	1	0	1	4	3	0	1	0	0	20
23	Abigail Walter	g	2-6	1-4	0-0	1	2	3	0	5	3	5	0	0	29
04	Cynaye Bobbitt	g	0-1	0-1	0-0	0	0	0	0	0	0	0	0	0	2
12	Myla Lee		4-8	0-2	0-1	0	3	3	1	8	1	5	0	2	24
21	Olivia Lee		3-5	0-0	0-1	1	4	5	4	6	1	1	0	0	22
31	Bria Reed		0-0	0-0	0-0	0	0	0	0	0	0	0	0	0	5
32	Kaela Chavez		1-3	0-2	0-0	0	1	1	0	2	0	2	0	1	15
Team						0	0	0			1				
Totals			16-46	3-14	4-6	5	24	29	12	39	8	23	0	4	200
1st - FG %:		4-12	33.3%	2nd: 3-12	25.0%	3rd: 5-12	41.7%	4th: 4-10	40.0%	Game: 16-46	34.8%	Deadball		Rebounds	
3FG %:		1-3	33.3%	0-1	0.0%	1-5	20.0%	1-5	20.0%	3-14	21.4%				
FT %:		0-1	0.0%	0-0	0.0%	2-3	66.7%	2-2	100.0%	4-6	66.7%				

Officials: R Skottr, A Avrumi, T Clark  
Technical fouls: Lubbock Christian-None. Western N.M.-None.  
Attendance: 126  
2021-22 Women's Basketball. Round: 0. Lubbock Christian vs Western N.M.. Playe

Score by periods	1st	2nd	3rd	4th	Total
Lubbock Christian	20	22	12	13	67
Western N.M.	9	6	13	11	39

## West Tex. A&M vs Lubbock Christian 12/07/21 6:00 pm at Lubbock, TX

### West Tex. A&M 49 • 6-6,0-0 Lone Sta

#	Player		Total		3-Ptr		Rebounds			PF	TP	A TO Blk Stl				Min
			FG-FGA	FG-FGA	FT-FTA	FT-FTA	Off	Def	Tot			A	TO	Blk	Stl	
21	Alivia Lewis	f	5-10	0-0	2-3	1	7	8	3	12	0	6	0	1	29	
33	Jayla Burgess	f	3-7	0-1	2-2	3	4	7	0	8	2	3	0	0	36	
11	Zamorye Roberts	g	3-16	0-6	0-2	1	6	7	1	6	4	2	1	0	33	
23	Karley Motschenbacher	g	3-6	0-2	3-4	4	3	7	1	9	1	1	0	5	37	
30	Lauren Taylor	g	2-3	1-2	3-4	0	1	1	3	8	0	1	0	1	29	
03	Haylei Janssens		2-5	2-3	0-0	0	2	2	1	6	0	0	0	0	15	
05	McKauley Gregory		0-1	0-0	0-0	0	0	0	1	0	0	0	0	0	2	
14	Taylor Williams		0-3	0-1	0-0	0	0	0	1	0	1	0	0	0	16	
24	Jillian Sowell		0-0	0-0	0-0	0	0	0	0	0	0	0	0	0	3	
	Team		18-51	0-6	10-15	1	2	3	11	49		1		1	200	
	Totals				3-15	10	25	35	11	49		18-51	35-31	7	200	
1st	FG %:	9-12	66.7%	2nd:	1-12	8.3%	3rd:	5-14	35.7%	4th:	4-13	30.8%	Game:	18-51	35.3%	Deadball
	3FG %:	2-3	66.7%		0-5	0.0%		1-5	20.0%		0-2	0.0%		3-15	20.0%	Rebounds
	FT %:	4-5	80.0%		1-4	25.0%		3-3	100.0%		2-3	66.7%		10-15	66.7%	2

# LUBBOCK CHRISTIAN UNIVERSITY WOMEN'S BASKETBALL GAME NOTES

## Lubbock Christian vs Tex. A&M-Kingsville 12/31/21 2:00 pm at Kingsville, TX

### Lubbock Christian 42 • 11-2,0-1 Lone Ste

#	Player		Total		3-Ptr		Rebounds			PF	TP	A	TO	Blk	Stl	Min
			FG-FGA	FG-FGA	FT-FTA	FG-FGA	FG-FGA	FT-FTA	Off							
22	Juliana Robertson	f	4-7	0-2	0-0	2	6	8	2	8	0	2	1	1	30	
01	Ashton Duncan	g	1-13	0-11	1-2	0	6	6	2	3	1	1	0	1	32	
05	Layne Burr	g	4-6	0-1	1-2	3	2	5	4	9	3	1	0	2	30	
14	Channing Cunyus	g	2-6	1-4	1-2	1	1	2	1	6	0	3	1	1	24	
21	Allie Schulte	g	2-11	1-5	2-4	1	0	1	1	7	0	2	1	1	32	
00	Grace Foster		1-4	1-3	1-2	0	0	0	1	4	1	0	0	0	15	
02	Maci Maddox		0-1	0-0	0-0	0	0	0	0	0	0	0	0	1	9	
03	Audrey Robertson		1-2	1-2	2-2	0	0	0	1	5	1	4	0	1	20	
15	Shaylee Stovall		0-0	0-0	0-0	0	1	1	0	0	0	0	0	1	6	
34	Whitney Cox		0-1	0-0	0-0	0	0	0	0	0	0	0	0	0	2	
	Team					0	0	0								
Totals			15-51	4-28	8-14	7	16	23	12	42	6	13	3	15	200	
1st FG %:			4-10	40.0%	2nd: 5-17	29.4%	3rd: 2-14	14.3%	4th: 4-14	28.6%	Game: 15-51			29.4%	Deadball	
3FG %:			2-5	40.0%	1-9	11.1%	1-6	16.7%	0-8	0.0%	4-28			14.3%	Rebounds	
FT %:			1-1	100.0%	1-4	25.0%	2-2	100.0%	4-7	57.1%	8-14			57.1%	2,1	

### Tex. A&M-Kingsville 59 • 7-4,1-0 Lone Sta

#	Player	Total		3-Ptr		Rebounds			PF	TP	A	TO	Blk	Stl	Min
		FG-FGA	FG-FGA	FT-FTA	Off	Def	Tot								
20	Georgia Ohiaeri	f	1-2	0-0	1-2	1	1	2	2	3	0	4	1	1	22
23	Devon Williams	f	4-5	0-0	0-2	1	8	9	2	8	0	2	1	2	20
10	Mia Rivers	g	1-1	0-0	3-4	0	2	2	1	5	6	5	0	2	33
11	Kryslyn Jones	g	4-9	2-4	0-0	0	6	6	3	10	1	2	0	2	24
24	Jayde Tschritter	g	5-10	4-6	2-2	1	2	3	1	16	0	4	0	1	35
03	Brianna Pena	g	3-7	0-1	0-0	0	6	6	0	6	3	3	0	0	28
22	Anastacia Mickens	g	3-4	0-1	0-1	1	3	4	2	6	0	0	0	0	18
35	Janessa Payne	g	1-3	1-3	2-2	0	3	3	2	5	2	0	0	0	15
41	Veyda Lake	g	0-0	0-0	0-0	0	0	0	0	0	1	0	0	0	5
Team							0	2	2						
Totals			22-41	7-15	8-13	4	33	37	13	59	13	20	2	8	200
1st - FG %:		6-11	54.5%	2nd: 6-12	50.0%	3rd: 6-11	54.5%	4th: 4-7	57.1%	Game: 22-41	53.7%	Deadball			
3FG %:		1-3	33.3%	3-5	60.0%	1-3	33.3%	1-3	33.3%	7-15	46.7%	Rebounds			
FT %:		2-3	66.7%	1-2	50.0%	0-0	0.0%	5-8	62.5%	8-13	61.5%	3			

Officials: Technical fouls: Lubbock Christian-None. Tex. A&M-Kingsville-None.  
Attendance: 129  
2021-22 Women's Basketball. Round: 0. Lubbock Christian vs Tex. A&M-Kingsville

Score by periods	1st	2nd	3rd	4th	Total
Lubbock Christian	11	12	7	12	42
Tex. A&M-Kingsville	15	16	14	14	59

## Lubbock Christian vs Tex. A&M Int'l 01/02/22 1:00 pm at Laredo, TX

### Lubbock Christian 62 • 12-2,1-1 Lone Ste

#	Player	Total			3-Ptr		Rebounds			PF	TP	A	TO	Blk	Stl	Min
		FG-FGA	FG-FGA	FT-FTA	FG-FGA	FG-FGA	Off	Def	Tot							
22	Juliana Robertson	f	1-3	0-0	0-0	1	3	4	5	2	1	1	0	3	25	
01	Ashton Duncan	g	5-18	4-16	2-2	0	1	1	1	16	3	2	0	1	37	
05	Layne Burr	g	1-6	0-2	1-2	0	4	4	1	3	1	1	0	1	28	
14	Channing Cunyus	g	4-8	1-3	0-0	2	5	7	3	9	5	0	0	4	33	
21	Allie Schulte	g	7-13	3-7	6-8	2	1	3	1	23	5	4	1	8	34	
00	Grace Foster	g	1-3	0-1	0-0	1	1	2	5	2	0	2	2	1	14	
02	Maci Maddox	g	0-0	0-0	0-0	0	0	0	0	0	0	1	0	0	4	
03	Audrey Robertson	g	2-3	0-1	1-2	2	0	2	1	5	2	2	1	2	16	
15	Shaylee Stovall	g	0-0	0-0	0-0	0	1	1	0	0	0	0	0	1	4	
34	Whitney Cox	g	1-1	0-0	0-0	0	2	2	1	2	0	1	0	0	5	
Team																
Totals			22-55	8-30	10-14	8	18	26	18	62	17	15	4	21	200	
1st - FG %:		7-12	58.3%	2nd: 5-13	38.5%	3rd: 3-17	17.6%	4th: 7-13	53.8%	Game: 22-55	40.0%	Deadball Rebounds				
3FG %:		4-7	57.1%	1-7	14.3%	2-12	16.7%	1-4	25.0%	8-30	26.7%					
FT %:		2-3	66.7%	2-2	100.0%	3-5	60.0%	3-4	75.0%	10-14	71.4%					

### Tex. A&M Int'l 48 • 10-2,1-1 Lone Ste

#	Player		Total			3-Ptr		Rebounds			PF	TP	A	TO	Blk	Stl	Min
			FG-FGA	FG-FGA	FT-FTA			Off	Def	Tot							
10	Eva Langton	f	5-10	3-5	0-0	3	4	7	1	13	4	5	0	1	40		
13	Clara Fernandez	f	6-9	1-2	0-0	1	8	9	0	13	1	1	0	1	40		
23	Raiana Brown	f	2-13	0-0	6-13	2	4	6	2	10	2	7	0	2	33		
12	Emily Swiercz	g	1-6	0-3	3-3	1	2	3	2	5	2	7	1	2	39		
32	Kayla Presley	g	1-3	0-1	1-2	1	4	5	4	3	3	3	0	2	33		
21	Audry Hornaday		1-1	1-1	0-0	0	0	0	2	3	0	3	0	1	10		
35	Sophia Haberer		0-3	0-0	1-2	0	1	1	0	1	0	0	0	0	5		
Team																	
Totals				16-45	5-12	11-20	8	23	31	11	48	12	26	1	9	200	
1st - FG %:			4-10	40.0%	2nd: 4-10	40.0%	3rd: 4-12	33.3%	4th: 4-13	30.8%	Game: 16-45	35.6%	Deadball				
3FG %:			2-4	50.0%	1-2	50.0%	1-3	33.3%	1-3	33.3%	5-12	41.7%	Rebounds				
FT %:			0-0	0.0%	2-3	66.7%	4-9	44.4%	5-8	62.5%	11-20	55.0%	11,2				

Officials: Jeff Russo,Fred Stubing,Jennifer White  
Technical fouls: Lubbock Christian-None. Tex. A&M Int'l-TEAM.  
Attendance: 120  
2021-22 Women's Basketball. Round: 0. Lubbock Christian vs Tex. A&M Int'l. Pla

Score by periods	1st	2nd	3rd	4th	Total
Lubbock Christian	20	13	11	18	62
Tex. A&M Int'l	10	11	13	14	48

## Ark.-Fort Smith vs Lubbock Christian 01/06/22 5:30 pm at Lubbock, TX

### Ark.-Fort Smith 34 • 2-10,0-3 Lone Ste

#	Player	Total			3-Ptr		Rebounds			PF	TP	A	TO	Blk	Stl	Min
		FG-FGA	FG-FGA	FT-FTA	Off	Def	Tot									
24	Laurissa Campbell	f	0-0	0-0	0-0	0	2	2	3	0	0	2	0	2	17	
12	Mar'Shalia Lollie	c	0-1	0-1	0-0	0	2	2	1	0	1	4	0	0	19	
02	Paige Elston	g	4-10	1-3	0-0	1	1	2	2	9	1	5	0	2	25	
11	Ashanti Eden	g	3-6	0-0	0-0	0	3	3	0	6	0	1	0	1	20	
25	Riley Hayes	g	0-3	0-2	0-0	0	0	0	0	0	2	0	0	0	28	
00	Shania Wilson	g	1-5	0-0	1-2	3	3	6	1	3	0	1	0	0	19	
03	Nya Stewart	g	2-6	1-3	2-4	0	1	1	1	7	0	1	0	2	17	
10	Rebecca Christodoulou	g	4-7	0-0	0-0	0	3	3	1	8	1	1	0	0	21	
15	Kalina Foster	g	0-3	0-0	0-0	0	0	0	0	0	0	2	0	1	13	
20	Cacie Gorman	g	0-1	0-0	1-2	0	0	0	1	1	0	0	0	0	5	
22	Dala Allen	g	0-0	0-0	0-0	0	0	0	0	2	0	4	0	0	7	
35	Tyauna Vaughn	g	0-0	0-0	0-0	0	0	0	0	0	0	3	0	0	9	
Team																
Totals			14-42	2-9	4-8	5	15	20	12	34	5	25	0	8	200	
1st - FG %:		1-9	11.1%	2nd: 2-12	16.7%	3rd: 4-9	44.4%	4th: 7-12	58.3%	Game: 14-42	33.3%	Deadball				
3FG %:		0-2	0.0%	1-3	33.3%	1-3	33.3%	1-1	100.0%	2-9	22.2%	Rebounds				
FT %:		0-0	0.0%	0-0	0.0%	1-2	50.0%	3-6	50.0%	4-8	50.0%	4,1				

### Lubbock Christian 71 • 13-2,2-1 Lone Ste

#	Player	Total			3-Ptr			Rebounds			PF	TP	A	TO	Blk
---	--------	-------	--	--	-------	--	--	----------	--	--	----	----	---	----	-----

# LUBBOCK CHRISTIAN UNIVERSITY WOMEN'S BASKETBALL GAME NOTES

## Lubbock Christian vs Texas-Tyler 01/15/22 2:00 pm at Tyler, TX

### Lubbock Christian 57 • 14-3,3-2 Lone St

#	Player	Total			3-Ptr		Rebounds			PF	TP	A	TO	Blk	Stl	Min
		FG-FGA	FG-FGA	FT-FTA		Off	Def	Tot								
22	Juliana Robertson	f	4-13	1-1	0-0	2	16	18	1	9	2	2	2	1	35	
01	Ashton Duncan	g	6-13	6-12	2-2	0	0	0	3	20	3	2	0	1	36	
05	Laynee Burr		1-4	1-3	0-0	0	0	0	4	3	2	3	0	0	28	
14	Channing Cunyus	g	5-6	2-2	1-2	4	5	9	0	13	0	0	0	0	32	
21	Allie Schulte	g	1-3	1-3	2-2	1	1	2	0	5	4	1	0	1	29	
00	Grace Foster		1-4	0-1	0-0	1	1	2	0	2	2	2	1	0	17	
02	Maci Maddox		1-2	1-1	0-0	0	0	0	0	3	1	0	0	0	5	
03	Audrey Robertson		0-2	0-1	0-0	0	1	1	1	0	2	0	1	0	11	
34	Whitney Cox		1-1	0-0	0-0	0	0	0	0	2	1	1	0	0	7	
Team						2	5	7			3					
Totals			20-48	12-24	5-6	10	29	39	9	57	17	14	4	3	200	
1st - FG %:		6-12	50.0%	2nd: 6-9	66.7%	3rd: 4-14	28.6%	4th: 4-13	30.8%	Game: 20-48	41.7%	Deadball				
3FG %:		5-7	71.4%	3-4	75.0%	2-5	40.0%	3-4	75.0%	12-24	50.0%	Rebounds				
FT %:		0-0	0.0%	0-0	0.0%	2-2	100.0%	3-4	75.0%	5-6	83.3%	1				

### Texas-Tyler 37 • 9-4,2-2 Lone Sta

#	Player		Total		3-Ptr		Rebounds			PF	TP	A TO Blk			Stl	Min
			FG-FGA	FG-FGA	FT-FTA	Off	Def	Tot	PF			TP	A	TO		
14	Lovisa Hevinder	f	4-9	4-8	0-0	1	5	6	1	12	1	0	0	0	36	
22	Montse Gutierrez	f	0-4	0-2	0-0	0	1	1	1	0	1	0	0	1	24	
34	Liah Davis	c	5-13	1-1	0-0	2	4	6	3	11	0	2	0	0	33	
01	Destini Whitehead	g	3-12	0-4	1-1	0	0	0	0	7	1	0	0	1	28	
11	Kelsey Crouse	g	0-4	0-1	0-0	0	2	2	3	0	3	2	0	0	38	
02	Lauren Cortinas		0-1	0-0	0-0	0	0	0	0	0	0	0	0	0	1	
03	Elli Emrich		0-0	0-0	1-2	0	2	2	0	1	1	0	0	0	12	
05	Niah Richard		0-0	0-0	0-0	0	0	0	0	0	0	0	0	0	1	
12	Claudia Garrido Trib		0-1	0-1	0-0	0	0	0	0	0	0	1	0	0	1	
13	Martina Machalova		1-4	0-1	2-2	1	1	2	3	4	0	0	0	2	18	
21	Madison Davis		0-1	0-0	0-0	0	0	0	1	0	0	0	0	0	3	
32	Azaria Reed		1-1	0-0	0-0	0	1	1	1	2	0	2	0	2	5	
Team						3	2	5				2				
Totals				14-50	5-18	4-5	7	18	25	13	37	7	9	0	6	200
1st - FG %:			3-9	33.3%	2nd: 4-14	28.6%	3rd: 3-13	23.1%	4th: 4-14	28.6%	Game: 14-50	28.0%	Deadball			
3FG %:			2-5	40.0%	2-6	33.3%	0-2	0.0%	1-5	20.0%	5-18	27.8%	Rebounds			
FT %:			0-0	0.0%	0-0	0.0%	2-2	100.0%	2-3	66.7%	4-5	80.0%	1			

Officials: Paige Parliament,Michael Sasaki,Jonathan Pastusek  
Technical fouls: Lubbock Christian-None. Texas-Tyler-None.  
Attendance: 387  
2021-22 Women's Basketball. Round: 0. Lubbock Christian vs Texas-Tyler. Played

Score by periods	1st	2nd	3rd	4th	Total
Lubbock Christian	17	15	12	13	57
Texas-Tyler	8	10	8	11	37

## St. Edward's vs Lubbock Christian 01/20/22 5:30 pm at Lubbock, TX

### St. Edward's 44 • 9-8,2-4 Lone Sta

#	Player	Total			3-Ptr			Rebounds			PF	TP	A TO Blk			Stl	Min
		FG-FGA	FG-FGA	FT-FTA	Off	Def	Tot	A	T	Blk							
22	McCall Hampton	f	4-8	0-2	0-0	0	2	2	1	8	0	3	0	0	0	15	
13	Sammie Dufek	c	0-1	0-0	0-0	2	2	4	3	0	1	1	2	0	0	23	
04	Morgan Gary	g	2-7	0-2	0-0	2	3	5	1	4	0	3	1	0	0	27	
05	Taylor Cockerill	g	3-6	0-2	0-0	2	2	4	1	6	2	2	0	1	0	26	
14	Lauren Catherman	g	2-10	0-3	2-2	2	0	2	1	6	3	4	0	0	0	33	
01	Matilda Soric		1-2	1-2	0-0	0	0	0	4	3	1	0	0	0	0	12	
02	Ronnie Cantu		0-2	0-2	0-0	0	3	3	1	0	2	0	0	0	0	14	
12	Ainsley Thunell		1-1	0-0	0-0	0	3	3	1	2	0	0	0	0	0	8	
15	Isabel Langenberg		2-5	1-3	0-0	0	0	0	0	5	0	1	0	1	0	13	
24	Dafne Ganesini		0-0	0-0	0-0	1	0	1	0	0	0	0	0	0	0	5	
31	Justina Chan		0-1	0-1	0-0	0	0	0	1	0	1	2	1	0	0	3	
33	Bella Muscoreil		5-8	0-0	0-0	1	2	3	1	10	0	2	1	0	0	21	
Team						3	2	5			2						
Totals			20-51	2-17	2-2	13	19	32	15	44	10	20	4	2	0	200	
1st - FG %:		3-11	27.3%	2nd: 6-12	50.0%	3rd: 4-15	26.7%	4th: 7-13	53.8%	Game: 20-51	39.2%	Deadball					
3FG %:		1-6	16.7%	0-3	0.0%	0-4	0.0%	1-4	25.0%	2-17	11.8%	Rebounds					
FT %:		0-0	0.0%	2-2	100.0%	0-0	0.0%	0-0	0.0%	2-2	100.0%	0					

### Lubbock Christian 64 • 15-3,4-2 Lone St

#	Player	Total			3-Ptr			Rebounds			PF	TP	A	TO	Blk	Stl	Min
		FG-FGA	FG-FGA	FT-FTA	Off	Def	Total										
22	Juliana Robertson	f	2-6	0-0	2-2	1	7	8	1	6	4	1	4	4	1	24	
01	Ashton Duncan		1-5	1-4	0-0	0	0	0	2	3	1	0	0	1	24		
05	Laynee Burr	g	4-8	1-3	1-1	1	0	0	1	10	3	0	0	2	22		
14	Channing Cunyus	g	4-6	1-1	2-2	1	1	2	1	11	3	1	0	0	20		
21	Allie Schulte	g	5-8	1-1	0-0	1	1	2	0	11	3	1	1	4	22		
00	Grace Foster		3-4	1-1	0-1	3	2	5	3	7	0	2	1	0	16		
02	Maci Maddox		0-1	0-0	0-0	0	0	0	1	0	0	2	0	1	11		
03	Audrey Robertson		2-3	0-0	0-0	0	0	0	3	4	0	2	0	0	15		
04	Rachel Haase		0-1	0-1	0-0	0	0	0	0	0	0	0	0	0	4		
12	Savannah Sumrall		1-2	0-1	2-2	0	0	0	0	4	0	1	0	0	5		
15	Shaylee Stovall		1-1	0-0	0-0	0	1	1	0	2	0	1	0	1	10		
20	Carli Bostwick		1-1	0-0	4-4	0	0	0	0	6	0	0	0	0	4		
23	Brylee Winfrey		0-1	0-0	0-0	0	2	2	0	0	0	0	0	0	4		
30	Audrey Spurgin		0-1	0-0	0-0	0	0	0	0	0	0	1	0	0	5		
34	Whitney Cox		0-1	0-0	0-0	0	2	2	0	0	1	0	0	0	11		
40	Reese Schumann		0-0	0-0	0-2	0	0	0	1	0	0	0	0	0	3		
Team						1	2	3				1					
Totals			24-49	5-12	11-14	8	18	26	13	64	15	13	6	13	200		
1st - FG %:		8-16	50.0%	2nd: 6-12	50.0%	3rd: 7-11	63.6%	4th: 3-10	30.0%	Game: 24-49	49.0%	Deadball					
3FG %:		3-4	75.0%	0-1	0.0%	2-5	40.0%	0-2	0.0%	5-12	41.7%	Rebounds					
FT %:		0-0	0.0%	2-2	100.0%	5-5	100.0%	4-7	57.1%	11-14	78.6%	1					

Officials: Chet Martin,Tommy Prorise,Corey Malone  
Technical fouls: St. Edward's-None. Lubbock Christian-None.  
Attendance: 513  
2021-22 Women's Basketball. Round: 0. Lubbock Christian vs St. Edward's. Played

Score by periods	1st	2nd	3rd	4th	Total
St. Edward's	7	14	8	15	44
Lubbock Christian	19	14	21	10	64

## St. Mary's (TX) vs Lubbock Christian 01/22/22 2:00 pm at Lubbock, TX

### St. Mary's (TX) 39 • 1-14,0-4 Lone St

#	Player		Total		3-Ptr		Rebounds			PF	TP	A TO Blk			Stl	Min
			FG-FGA	FG-FGA	FT-FTA	Off	Def	Tot								
22	Faith Phillips	f	1-7	0-1	0-0	1	6	7	2	2	1	3	0	0	25	
25	Tonia Bilic	f	2-2	1-1	1-2	0	2	2	0	6	1	4	0	2	18	
41	Hannah Wilson	f	1-7	0-0	0-0	1	7	8	1	2	2	4	0	0	25	
10	Mya Culiver	g	2-6	1-1	2-2	1	1	2	3	7	3	11	0	3	36	
23	Sydney Hardeman	g	3-8	3-5	2-2	0	2	2	0	11	0	5	0	1	36	
02	Michaela Kucera		2-5	0-1	0-0	1	2	3	5	4	1	2	1	0	14	
05	Natalia Rynog		1-2	0-0	0-0	1	4	5	1	2	0	2	0	1	19	
21	Bella Hughes		1-5	1-2	2-3	0	3	3	1	5	0	2	1	0	27	
Team						3	0	3				1				
Totals				13-42	6-11	7-9	8	27	35	13	39	8	34	2	7	200
1st - FG %:			5-9	55.6%	2nd: 3-12	25.0%	3rd: 2-9	22.2%	4th: 3-12	25.0%	Game: 13-42	31.0%	Deadball			
2nd - FT %:			2-2	100.0%	2-2	100.0%	2-2	100.0%	2-3	66.7%	Game: 11-11	50.0%	Rebounds			
FT %:			1-2	50.0%					2-3	66.7%		7-9	77.8%			

## OPPONENT BREAKDOWN

Angelo State (5-10, 2-2)



Location: San Angelo, Texas

Enrollment: 10,775

Head Coach: Alesha Ellis

Assistant Coach: Andy Ellis

## ALL-TIME MEETINGS (LCU leads 15-3)

Date	Winner	Score
12/5/80	Angelo State (N)	82-42
11/25/91	LCU (H)	85-52
11/21/92	LCU (H)	80-59
12/1/92	Angelo State (H)	75-59
11/13/98	LCU (A)	75-62
12/11/98	LCU (H)	90-57
12/29/00	Angelo State (A)	62-56
11/30/01	LCU (A)	78-75
11/6/12	LCU* (A)	83-65
11/24/14	LCU (A)	71-57
3/11/16	LCU (H1)	101-72
3/10/18	LCU (H1)	61-59
3/19/19	LCU (H1)	76-70
11/23/19	LCU (A)	75-64
1/11/20	LCU (H)	69-52
3/5/20	LCU (L1)	91-65
1/14/21	LCU (A)	65-55
1/16/21	LCU (H)	77-46

\*EXHIBITION GAME FOR ASU

(H) - Won by the home team

(A) - Won by the visiting team

(H1) - NCAA Div. II South Central Region Tournament (Lubbock, Texas)

(L1) - Lone Star Conference Championships (Frisco, Texas)

## ROSTER

#	Name	Pos	HT	Class	Hometown	Previous School
1	Madisen Honea	G	5-7	Fr.	Copperas Cove, Texas	Copperas Cove HS
2	Blakely Gerber	F	6-0	So.	Nazareth, Texas	Wayland Baptist
4	Tynli Harris	G	5-8	Fr.	Shallowater, Texas	Shallowater HS
10	Sawyer Lloyd	G	5-9	So.	Wall, Texas	Wall HS
11	Payton Brown	G	5-6	Jr.	Lubbock, Texas	Wayland Baptist
12	Madeline Stephens	G	6-0	Fr.	Lubbock, Texas	Lubbock Monterey HS
13	Graci Jones	G	5-7	Fr.	Christoval, Texas	Christoval HS
14	Brighton Adams	G	5-6	Fr.	San Saba, Texas	San Saba HS
21	Kyla Cobb	G	5-6	Fr.	Canyon, Texas	Canyon HS
22	Samantha Rocha	F	6-1	So.	Wall, TX	Wall HS
23	Neely Wood	G	5-9	Fr.	Canyon, Texas	Canyon HS
24	Ashlynn Sharp	G	5-7	Sr.	Las Vegas, Nev.	Cal State - San Bernardino
30	Aicha Ndir	F	6-0	Fr.	Blois, France	
31	Taylor Moravcik	F	5-10	Fr.	Shallowater, Texas	Shallowater HS
32	Tayjanna McGhee-Pleasant	F	6-3	So.	Amarillo, Texas	Wayland Baptist

## TEAM STATISTICS

## Game Records

Record	Overall	Home	Away	Neutral
ALL GAMES	5-10	4-2	0-4	1-4
CONFERENCE	2-2	2-0	0-2	0-0
NON-CONFERENCE	3-8	2-2	0-2	1-4

## Score by Periods

Team	1st	2nd	3rd	4th	OT	TOT
Angelo St.	229	231	244	283	0	987
Opponents	243	192	304	274	0	1013

## Team Box Score

No.	Player	GP-GS	MIN	AVG	FG-FGA	FG%	3FG-3FGA	3FG%	FT-FTA	FT%	OFF	DEF	TOT	AVG	PF	DQ	A	TO	BLK	STL	PTS	AVG
2	GERBER, Blakely	15-14	392:28	26.2	56-139	.403	4-47	.085	48-59	.814	29	26	55	3.7	32	1	28	34	2	17	164	10.9
32	MCGHEE-PLEASANT, Tayjanna	15-15	365:36	24.4	67-138	.486	4-17	.235	15-32	.469	29	58	87	5.8	50	3	12	36	7	25	153	10.2
11	BROWN, Payton	15-15	494:59	33.0	55-199	.276	14-66	.212	27-32	.844	11	50	61	4.1	29	1	66	39	2	25	151	10.1
12	STEPHENS, Madeline	15-15	407:22	27.2	57-113	.504	6-23	.261	26-32	.813	32	80	112	7.5	44	3	21	34	9	11	146	9.7
10	LLOYD, Sawyer	10-8	279:06	27.9	36-78	.462	7-26	.269	14-19	.737	11	31	42	4.2	15	0	27	20	1	18	93	9.3
1	HONEA, Madisen	12-8	206:32	17.2	19-69	.275	11-47	.234	1-2	.500	8	15	23	1.9	12	0	16	9	1	12	50	4.2
5	MARCHESE, Linsey	12-0	137:47	11.5	17-35	.486	0-0	.000	12-27	.444	8	16	24	2.0	19	0	4	12	3	6	46	3.8
22	ROCHA, Samantha	15-0	204:46	13.7	19-57	.333	1-7	.143	17-21	.810	14	35	49	3.3	29	1	5	13	4	4	56	3.7
24	SHARP, Ashlynn	15-0	222:22	14.8	19-61	.311	11-38	.289	5-6	.833	8	34	42	2.8	16	0	26	28	2	9	54	3.6
4	HARRIS, Tynli	7-0	51:16	7.3	6-17	.353	4-12	.333	4-8	.500	1	8	9	1.3	9	0	4	2	1	2	20	2.9
14	ADAMS, Brighton	5-0	35:57	7.2	3-7	.429	0-2	.000	3-5	.600	1	0	1	0.2	6	0	2	3	0	1	9	1.8
3	MISNER, Sadie	12-0	96:35	8.0	8-21	.381	2-6	.333	3-4	.750	6	2	8	0.7	16	0	7	7	0	5	21	1.8
31	MORAVCIK, Taylor	8-0	23:27	2.9	4-8	.500	0-1	.000	1-2	.500	2	2	4	0.5	8	0	2	1	0	1	9	1.1
23	WOOD, Neely	12-0	47:16	3.9	5-12	.417	0-0	.000	2-4	.500	7	3	10	0.8	8	0	6	4	0	2	12	1.0
21	COBB, Kyla	7-0	47:35	6.8	1-3	.333	0-0	.000	1-2	.500	0	6	6	0.9	6	0	3	7	0	6	3	0.4
Team											21	37	58					12				
Total		15	3013		372-957	.389	64-292	.219	179-255	.702	188	403	591	39.4	299	9	229	261	32	144	987	65.8
Opponents		15	3000		356-873	.408	72-238	.303	229-346	.662	173	429	602	40.1	250	3	164	284	35	130	1013	67.5

## 2021-2022 RESULTS

Date	Opponent	Score
11/12/2021	vs MSU Denver	L 47-65
11/13/2021	vs Western Colo.	L 57-62
11/19/2021	vs Daemen	L 53-54
11/20/2021	vs Southern Nazarene	L 43-52
11/26/2021	Harding	L 75-83
11/27/2021	Arkansas Tech	L 63-76
12/02/2021	at Tex. A&M Int'l	L 67-98
12/04/2021	at Tex. A&M-Kingsville	L 43-61
12/11/2021	vs St. Edward's	W 72-59
12/13/2021	St. Mary's (TX)	W 69-55
12/14/2021	Huston-Tillotson	W 82-39
12/31/2021	at St. Edward's	L 67-71
01/13/2022	Midwestern St.	W 98-72
01/15/2022	Texas Woman's	W 83-66
01/22/2022	at Cameron	L 68-100

## OPPONENT BREAKDOWN

### Texas-Permian Basin (4-13, 0-5)



Location: Odessa, Texas  
 Enrollment: 6,063  
 Head Coach: Rae Boothe  
 Assistant Coach: Yazmin Batch,  
 Ericka Torres, La'Karis Salter

## ALL-TIME MEETINGS (25-0)

Date	Winner	Score
11/11/02	LCU (H)	86-50
11/18/02	LCU (A)	91-44
11/13/03	LCU (H)	84-68
11/17/03	LCU (A)	84-67
11/9/04	LCU (H)	99-63
11/22/04	LCU (A)	98-55
11/7/05	LCU (H)	86-41
12/2/06	LCU (H)	92-40
12/12/06	LCU (H)	90-47
11/7/11	LCU (H)	69-56
11/1/12	LCU (H)	79-59
1/11/14	LCU (A)	88-79
2/22/14	LCU (H)	90-77
1/22/15	LCU (A)	89-76
1/21/15	LCU (A)	88-53
1/21/16	LCU (H)	70-34
2/20/16	LCU (A)	109-56
3/3/16	LCU (T1)	79-33
11/19/16	LCU (H)	61-37
11/18/17	LCU (H)	72-34
11/17/18	LCU (H)	82-39
2/4/19	LCU (H)	94-49
2/27/20	LCU (A)	75-44
2/19/21	LCU (A)	74-43
2/21/21	LCU (H)	72-48

H - Home Team Won  
 A - Away Team Won  
 N1 - Heartland Conference Tournament (Tulsa, Okla.)

## ROSTER

#	Name	Pos.	Ht.	Year	Hometown / High School	Previous College1
	Sydney Hobbs	F	5-11	Fr.	Las Cruces, New Mexico / Onate High School	
2	Tamia Flores	G	5-8	Fr.	Dallas, Texas / Pinkston High School	
4	Kamari Portalis	G	5-8	Fr.	Magnolia, Texas / Magnolia West High School	
10	Avalon Munoz	G	5-5	Fr.	San Antonio, Texas / Edison High School	
11	Morgan Helgesen	F	6-1	Fr.	Denton, Texas / Guyer High School	
13	Diavian Spencer	G	5-6	Fr.	Arlington, Texas / Arlington Martin High School	
14	Lauren Stallworth	G	5-8	R-Jr.	Wylie, Texas / Wylie High School	Collin College
15	Holly Hemmeline	G	5-7	So.	Denver City, Texas / Denver City High School	
21	Ally Haman	G	5-9	Fr.	Cypress, Texas / Cypress Creek High School	
22	Alexis Popham	F	5-11	R-Jr.	Cibola, Texas / Clemens High School	Kilgore CC
23	Alexus Quaadman	P	6-1	So.	Las Vegas, Nevada / Spring Valley High School	
24	Alexus Wykoff	F	6-0	Sr.	Magnolia, Texas / Magnolia High School	Florida International
25	Rory Carter	G	5-6	So.	Las Vegas, Nevada / Spring Valley High School	
32	Kim Best	F	6-2	Jr.	Carlsbad, New Mexico / Carlsbad High School	Western Texas College
33	Kine Diop	P	5-10	Jr.	Senegal /	Northeastern Oklahoma
34	Ogechi Nwodo	F	6-2	Jr.	Spring, Texas / Oakridge High School	Midland College
45	Karyssa Jackson	F	6-0	Jr.	Dallas, Texas / MacArthur High School	Redlands College

## TEAM STATISTICS

Game Records

Record	Overall	Home	Away	Neutral
ALL GAMES	4-13	3-3	0-8	1-2
CONFERENCE	0-5	0-2	0-3	0-0
NON-CONFERENCE	4-8	3-1	0-5	1-2

Score by Periods

Team	1st	2nd	3rd	4th	OT	TOT
Tex. Permian Basin	259	232	264	239	26	1020
Opponents	263	241	267	257	33	1061

Team Box Score

No.	Player	GP-GS	MIN	AVG	FG-FGA	FG%	3FG-3FGA	3FG%	FT-FTA	FT%	OFF	DEF	TOT	AVG	PF	DQ	A	TO	BLK	STL	PTS	AVG
24	WYKOFF, Alexis	13-8	277:33	21.3	67-105	.638	0-0	.000	45-58	.776	29	29	58	4.5	22	0	10	26	0	16	179	13.8
10	MUNOZ, Avalon	17-17	576:51	33.9	56-184	.304	5-41	.122	50-68	.735	40	37	77	4.5	35	0	70	63	1	40	167	9.8
4	PORTALIS, Kamari	14-6	238:20	17.0	37-83	.446	8-32	.250	17-29	.586	13	17	30	2.1	35	1	18	22	2	22	99	7.1
15	HEMMELINE, Holly	14-8	270:20	19.3	32-95	.337	21-75	.280	1-2	.500	5	18	23	1.6	7	0	13	12	0	14	86	6.1
23	QUAADMAN, Alexis	15-6	280:03	18.7	34-70	.486	0-1	.000	21-38	.553	36	47	83	5.5	26	0	5	30	12	20	89	5.9
11	HELGESEN, Morgan	17-15	437:46	25.8	38-98	.388	13-46	.283	11-13	.846	27	48	75	4.4	38	0	17	30	2	18	100	5.9
25	CARTER, Rory	13-4	232:47	17.9	22-88	.250	9-39	.231	4-8	.500	6	14	20	1.5	16	0	13	18	0	15	57	4.4
21	HAMAN, Ally	17-13	346:41	20.4	27-90	.300	13-52	.250	6-8	.750	7	10	17	1.0	24	0	8	35	2	18	73	4.3
34	NWODO, Ogechi	15-3	150:55	10.1	17-39	.436	0-0	.000	9-20	.450	18	34	52	3.5	26	0	4	15	9	19	43	2.9
22	POPHAM, Alexis	15-2	182:32	12.2	15-48	.313	7-25	.280	2-3	.667	8	14	22	1.5	24	0	8	17	1	10	39	2.6
32	BEST, Kim	7-2	46:16	6.6	6-17	.353	0-2	.000	5-9	.556	4	2	6	0.9	11	0	1	6	0	5	17	2.4
13	SPENCER, Diavian	17-0	124:23	7.3	11-37	.297	6-19	.316	3-3	1.000	2	6	8	0.5	21	1	10	18	0	3	31	1.8
1	HOBBS, Sydney	7-0	37:23	5.3	5-22	.227	1-7	.143	0-0	.000	4	1	5	0.7	4	0	1	4	0	2	11	1.6
33	DIOP, Kine	17-1	174:15	10.2	6-22	.273	0-3	.000	4-6	.667	13	15	28	1.6	24	0	5	11	2	13	16	0.9
14	STALLWORTH, Lauren	15-0	100:15	6.7	5-9	.556	0-1	.000	3-7	.429	8	9	17	1.1	19	0	4	6	1	2	13	0.9
3	TREVINO, Mia	1-0	00:59	1.0	0-0	.000	0-0	.000	0-0	.000	0	0	0	0.0	0	0	0	0	0	0	0	0.0
Team											41	39	80					22				
Total		17	3477		378-1007	.375	83-343	.242	181-272	.665	261	340	601	35.4	332	2	187	335	32	217	1020	60.0
Opponents		17	3475		369-926	.398	126-415	.304	197-265	.743	228	389	617	36.3	302	5	246	384	46	143	1061	62.4

## 2021-2022 RESULTS

Date	Opponent	Score
11/12/2021	vs Colorado Mesa	L 52-62
11/13/2021	vs South Dakota Mines	W 63-36
11/19/2021	vs Alas. Fairbanks	L 69-71
11/20/2021	at Alas. Anchorage	L 53-73
11/26/2021	at Colo. Christian	Lot2 66-69
11/27/2021	at Regis (CO)	L 56-82
12/02/2021	at Tex. A&M-Kingsville	L 53-61
12/04/2021	at Tex. A&M Int'l	L 56-65
12/09/2021	St. Edward's	L 61-63
12/11/2021	St. Mary's (TX)	W 70-63
12/15/2021	Southwest (NM)	W 83-41
12/29/2021	Sul Ross St.	W 70-66
01/13/2022	Texas Woman's	L 37-44
01/15/2022	Midwestern St.	L 58-70
01/17/2022	at St. Edward's	Lot 63-67
01/20/2022	at Cameron	L 66-67
01/22/2022	at West Tex. A&M	L 44-61

## SINGLE-SEASON RECORDS

## Points Scored:

657	Beth Capps	1996-97
574	Beth Capps	1995-96
562	Kelsey Canavan	2011-12
560	Jordan Hampton	2006-07
543	Olivia Robertson	2018-19

## Points Per Game Average:

22.7	Beth Capps	1996-97
20.0	Kechia Mason	1997-98
19.9	Burgundy Bass	1989-90
18.7	Nettie Gilbreath	1986-87

## Field Goals Attempted:

516	Tonya Ivie	1981-82
492	Beth Capps	1995-96
435	Darla Lynch	1980-81
429	Kelsey Canavan	2011-12
425	Beth Capps	1996-97

## Field Goals Made:

237	Beth Capps	1996-97
236	Kelsey Canavan	2011-12
217	Tonya Ivie	1981-82
210	Beth Capps	1995-96
202	Mamy N'Kolomoni	2000-01

## Field Goal Percentage (Min. 300 Att.):

.580	Nicole Hampton	2015-16
.561	Roberta Ross	1986-87
.558	Beth Capps	1996-97
.556	Tess Bruffey	2015-16
.554	Carol Hise	1990-91

## Assists:

221	Krista Lent	1990-91
211	Nicole Hampton	2015-16
197	Sierra Lovorn	2007-08
192	Nicole Hampton	2012-13
189	Krista Lent	1989-90

## Three Pointers Attempted:

216	Kelsey Hoppel	2015-16
203	Angie Taylor	1997-98
188	Sierra Lovorn	2007-08
182	Ashton Duncan	2019-20
180	Lauren Abbott	2004-05

## Three Pointers Made:

90	Kelsey Hoppel	2015-16
79	Ashton Duncan	2019-20
74	Kelsey Hoppel	2012-13
74	Jordan Hampton	2007-08
74	Angie Taylor	1997-98

## Three Point Percentage (Min. 100 Att.):

.517	Allie Schulte	2018-19
.497	Jordan Hampton	2007-08
.469	Kelsey Hoppel	2013-14
.466	Jordan Hampton	2006-07
.463	Bailey Haist	2014-15

## Steals:

115	Krista Lent	1990-91
107	Nicole Hampton	2015-16
105	Sherry Blackwell	1990-91
102	Tina Phillips	1991-92
99	Selestine Hurst	1996-97

## Free Throws Attempted:

228	Mamy N'Kolomoni	2001-02
212	Beth Capps	1996-97
211	Carolyn Manning	2007-08
201	Emily Pool (Atkins)	2010-11
197	Emily Pool (Atkins)	2011-12

## Free Throws Made:

177	Carolyn Manning	2007-08
166	Beth Capps	1996-97
157	Emily Pool (Atkins)	2011-12
156	Jordan Hampton	2006-07
153	Mamy N'Kolomoni	2001-02

## Free Throw Percentage (Min. 50 Att.):

.938	Kelsey Hoppel	2013-14
.924	Nicole Hampton	2011-12
.922	Caitlyn Cunyus	2017-18
.921	Nicole Hampton	2012-13
.913	Brittany Roberts (Hampton)	2011-12

## Blocked Shots:

129	Tess Bruffey	2017-18
113	Kellyn Schneider	2014-15
108	Tess Bruffey	2016-17
91	Kellyn Schneider	2015-16
86	Tess Bruffey	2014-15

## Rebounds:

310	Nicole Hampton	2012-13
288	Kellyn Schneider	2014-15
282	Carolyn Manning	2007-08
281	Tess Bruffey	2017-18
278	Darla Lynch	1981-82

## Rebounds Per Game:

10.5	Laura Geurin	1983-84
10.3	Kellyn Schneider	2014-15
10.1	Nettie Gilbreath	1986-87
9.9	Darla Lynch	1981-82
9.2	Mamy N'Kolomoni	2000-01

## CAREER RECORDS

## Points Scored:

1,796	Nicole Hampton	2011-16
1,773	Beth Capps	1995-97
1,767	Jordan Hampton	2005-09
1,728	Tess Bruffey	2014-18
1,725	Emily Pool (Atkins)	2010-14

## Points Per Game Average:

17.1	Nettie Gilbreath	1985-87
16.1	Beth Capps	1993-97
15.8	Burgundy Bass	1987-90
15.4	Darla Lynch	1979-83

## Field Goals Attempted:

1,387	Darla Lynch	1979-83
1,352	Tess Bruffey	2014-18
1,316	Beth Capps	1993-97
1,278	Mamy N'Kolomoni	1998-02
1,213	Emily Pool (Atkins)	2010-14

## Field Goals Made:

640	Beth Capps	1993-97
631	Tess Bruffey	2014-18
628	Mamy N'Kolomoni	1998-02
590	Nicole Hampton	2011-16
588	Darla Lynch	1979-83

## Field Goal Percentage (Min. 700 Att.):

.585	Haley Fowler	416-711
.547	Kelsey Canavan	416-760
.540	Nicole Hampton	590-1093
.511	Roberta Ross	362-709
.510	Maddi Chitsey	503-987

## Assists:

659	Nicole Hampton	2011-16
633	Sierra Lovorn (Wilcox)	2005-09
439	Haley Burton	2010-15
397	Brittany Roberts (Hampton)	2008-12
390	Allie Schulte	2017-->

## Three Pointers Attempted:

672	Sierra Lovorn (Wilcox)	2005-09
646	Kelsey Hoppel	2011-16
615	Ashton Duncan	2017-->
560	Jordan Hampton	2005-09
559	Haley Burton	2010-15

## Three Pointers Made:

272	Kelsey Hoppel	2011-16
248	Jordan Hampton	2005-09
238	Ashton Duncan	2017-->
234	Sierra Lovorn (Wilcox)	2005-09
204	Haley Burton	2010-15

## Three Point Percentage (Min. 200 Att.):

.443	Jordan Hampton	192-407
.421	Kelsey Hoppel	272-646
.407	Brittany Roberts (Hampton)	154-378
.407	Bailey Haist	148-364
.391	Lindsay Reeves	83-212

## Steals:

330	Nicole Hampton	2011-16
289	Allie Schulte	2017-->
271	Sherry Brown	1979-83
235	Sherry Blackwell	1988-91
226	Tabitha Qubty-Sellers	2000-04

## Free Throws Attempted:

725	Emily Pool (Atkins)	2010-14
706	Mamy N'Kolomoni	1998-02
586	Beth Capps	1993-97
560	Nicole Hampton	2011-16
519	Jordan Hampton	2005-09

## Free Throws Made:

565	Emily Pool (Atkins)	2010-14
510	Nicole Hampton	2011-16
459	Brittany Roberts (Hampton)	2008-12
456	Mamy N'Kolomoni	1998-02
449	Jordan Hampton	2005-09

## Free Throw Percentage (Min. 100 Att.):

.911	Nicole Hampton	510-560
.874	Brittany Roberts (Hampton)	458-525
.873	Olivia Robertson	282-323
.865	Jordan Hampton	449-519
.848	Severyn Smith	224-264

## Blocked Shots:

396	Tess Bruffey	2014-18
204	Kellyn Schneider	2014-16
174	Suzanne Copeland	1988-92
149	Maddi Chitsey	2016-20
122	Candace Clenney	2002-06

## Rebounds:

1,053	Nicole Hampton	2011-16
911	Mamy N'Kolomoni	1998-02
845	Tess Bruffey	2014-18
838	Darla Lynch	1979-83
732	Carol Hise	1990-94

## Rebounds Per Game:

9.39	Nettie Gilbreath	1985-87
8.38	Darla Lynch	1979-83
8.10	Nicole Hampton	2011-16
8.09	Kellyn Schneider	2014-16
7.92	Sharon Marion	1984-86

## SINGLE GAME TEAM RECORDS

Points Scored:	
Lady Chaps:	125 vs Whittier College (12/28/94)
Opponents:	110 Panhandle State (2/11/93)
Individual:	38 Beth Capps (1/22/96)
Field Goals Made:	
Lady Chaps:	52 vs Whittier College (1/28/94)
Opponents:	44 Midwestern State (1/9/87)
Individual:	16 Nettie Gilbreath (1/10/87), Beth Capps (11/22/96 & 2/1/96)
Field Goals Attempted:	
Lady Chaps:	94 vs McMurry (2/26/82)
Opponents:	95 Bishop College (1/7/82)
Individual:	29 Beth Capps (2/1/96)
Field Goal Percentage:	
Lady Chaps:	.692 (36-52) vs Eastern New Mexico (11/29/14)
Opponents:	.714 Panhandle State (1/15/90)
Three Pointers Made:	
Lady Chaps:	18 vs Oklahoma Panhandle State (2/18/17)
Opponents:	16 Cameron (12/19/19)
Individual:	8 - Ashton Duncan & (1/22/22) & (12/11/20), Bailey Haist (1/2/17)
Three Pointers Attempted:	
Lady Chaps:	44 vs Oklahoma City (12/10/15)
Opponents:	41 Whittier College (12/28/94)
Individual:	19 Burgundy Bass (1/18/90)
Three Pointer Percentage:	
Lady Chaps:	.667 (12-18) vs Western New Mexico (11/17/17)
Opponents:	.700 (14-20) Southern Nazarene (1/31/08)
Free Throws Made:	
Lady Chaps:	40 vs Panhandle State (1/26/84)
Opponents:	38 St. Gregory's (2/2/02)
Individual:	15 Nicole Hampton (1/14/16)
Free Throws Attempted:	
Lady Chaps:	51 vs Panhandle State (2/11/93)
Opponents:	46 - 2 times
Individual:	17 Becky Hinojos (2/11/93), Mamy N'Kolomoni (3/1/02) and Nicole Hampton (1/14/16)
Free Throw Percentage:	
Lady Chaps:	1.000 (22-22) vs. Newman (2/15/18)
Opponents:	1.000 (21-21) St. Edward's (2/25/17)
Individual:	1.000 (14-14) Nicole Hampton (1/16/14)
Rebounds:	
Lady Chaps:	73 - 2 times (last: vs. Dallas Christian 12/31/09)
Opponents:	73 McMurry (1/23/82)
Individual:	20 Mamy N'Kolomoni (2/24/01)
Assists:	
Lady Chaps:	39 vs McMurry (1/17/89)
Opponents:	29 McMurry (1/11/88)
Individual:	13 Sierra Lovorn (2/10/07)
Steals:	
Lady Chaps:	38 vs McMurry (11/12/91)
Opponents:	27 St. Edwards (11/13/87)
Individual:	12 Tina Phillips (11/12/91)
Blocks:	
Lady Chaps:	17 vs. Okla. Panhandle St. (1/19/15) vs. Hardin-Simmons (2/19/91)
Individual:	10 Tess Bruffey - 3 times (12/13/14, 11/26/16, 2/9/17)
Turnovers:	
Lady Chaps:	40 vs. McMurry (2/23/80)
Opponents:	41 Howard Payne (11/12/90)

## RIP GRIFFIN CENTER RECORDS

### Lady Chap Team Records

<b>Points:</b>	113 vs Northern New Mexico (11/7/09)
<b>Field Goals:</b>	49 vs Dallas Christian (11/4/08)
<b>Field Goals Att.:</b>	91 vs Huston-Tillotson (11/17/00)
<b>Field Goal Pct.:</b>	.692 vs Eastern New Mexico (36-52) (11/29/14)
<b>3-Pointers:</b>	18 vs Oklahoma Panhandle State (2/18/17)
<b>3-Pointers Att.:</b>	44 vs Oklahoma City (12/10/15)
<b>3-Pointers Pct.:</b>	.667 vs USAO (2/28/08) .667 vs Texas - Permian Basin (2/21/15) .667 vs. Western New Mexico (11/17/17)
<b>Free Throws:</b>	35 vs Rogers State (1/19/12)
<b>Free Throw Att.:</b>	44 vs Oklahoma Baptist (2/1/03)
<b>Free Throw Pct.:</b>	1.000 vs Newman (22-22) (2/15/18)
<b>Rebounds:</b>	62 vs Huston-Tillotson (11/17/00)
<b>Assists:</b>	34 vs Dallas Christian (11/4/08)
<b>Blocked Shots:</b>	14 vs Mid-America Christian (11/24/14)
<b>Steals:</b>	26 vs National Christian (12/8/01)

### Lady Chap Individual Records

<b>Points:</b>	36 - Emily Pool (Atkins) vs Northern New Mexico College (11/5/10)
<b>Field Goals:</b>	13 - Mamy N'Kolomoni vs Huston-Tillotson (11/17/00)
<b>Field Goals Att.:</b>	22 - Cari Bigham vs UTPB
<b>Field Goal Pct. (10 attempts):</b>	.917 - Brittany Blackmon (11-12) vs Univ. of the Southwest (11/10/08)
<b>3-Pointers:</b>	8 - Ashton Duncan (twice) vs St. Mary's (1/22/22) & (12/11/20)
<b>3-Pointers Att.:</b>	13 - Ashton Duncan vs. St. Mary's (1/22/22)
<b>3-Point Pct. (5 attempts):</b>	1.000 - Kelsey Hoppel (5-5) vs. Okla. Christian (2/8/14) 1.000 - Bailey Haist (5-5) vs. St. Edward's (2/19/15)
<b>Free Throws:</b>	12 - 4 Times
<b>Free Throws Att.:</b>	17 - Mamy N'Kolomoni vs Southern Nazarene (3/1/02)
<b>Free Throw Pct. (10 attempts):</b>	1.00 - Tabitha Qubry-Sellers (10-10) vs Okla. Christian (1/18/01) 1.00 - Emily Pool (10-10) vs. Newman (11/23/13) 1.00 - Allie Schulte (10-10) vs. Daemen (11/20/21)
<b>Rebounds:</b>	20 - Mamy N'Kolomoni vs St. Gregory's (2/24/01)
<b>Assists:</b>	13 - Sierra Lovorn vs Oklahoma Baptist (2/10/07)
<b>Blocked Shots:</b>	10 - Tess Bruffey vs. St. Mary's (2/9/17)

RADIO / TV HEADSHOT ROSTER



**0 - GRACE FOSTER**  
Fr. | 6-1 | FW  
Childress, Texas



**1 - ASHTON DUNCAN**  
Gr. | 5-9 | G  
Lubbock, Texas



**2 - MACI MADDOX**  
So. | 5-7  
Lubbock, Texas



**3 - AUDREY ROBERTSON**  
So. | 5-8 | G  
Kerrville, Texas



**4 - RACHEL HAASE**  
Fr. | 5-8 | G  
Amarillo, Texas



**5 - LAYNEE BURR**  
Sr. | 5-9 | G  
Stratford, Texas




**12 - SAVANNAH SUMRALL**  
Jr. | 5-9 | G  
Wellington, Texas



**14 - CHANNING CUNYUS**  
Sr. | 5-9 | G  
Canyon, Texas



**15 - SHAYLEE STOVALL**  
So. | 5-6 | G  
Idalou, Texas



**20 - CARLI BOSTWICK**  
Fr. | 5-9 | FW/G  
Lubbock, Texas



**21 - ALLIE SCHULTE**  
Gr. | 5-10 | G  
Nazareth, Texas




**22 - JULIANA ROBERTSON**  
Gr. | 5-10 | FW  
Kerrville, Texas



**23 - BRYLEE WINFREY**  
Jr. | 5-9 | G  
Canyon, Texas



**30 - AUDREY SPURGIN**  
Fr. | 6-1 | P  
Fredericksburg, Texas




**32 - WHITNEY COX**  
Jr. | 6-1 | FW  
Flower Mound, Texas



**40 - REESE SCHUMANN**  
Fr. | 6-2 | P  
Houston, Texas



**STEVE GOMEZ**  
Head Coach  
19th Season



**VIC SELF**  
Assistant Coach  
10th Season



**KAYCIE WILSON**  
Assistant Coach  
7th Season



**JULIO PACHECO**  
Volunteer Assistant Coach  
2nd Season



**SERENITY SEILER**  
Associate Athletic Trainer  
4th Season