



LUBBOCK CHRISTIAN UNIVERSITY

2021-22 WOMEN'S BASKETBALL GAME NOTES

MEMBERS OF THE LONE STAR CONFERENCE - FIVE NCAA REGION TOURNAMENT APPEARANCES - 2015-16, 18-19 & 20-21 NCAA DIV. II CHAMPIONS

WOMEN'S BASKETBALL GAME NOTES November 5, 2021

LCU LADY CHAPARRALS

Location Lubbock, Texas
Founded 1957
Enrollment 2,000
Affiliation NCAA Div. II
Conference Lone Star
Nickname Lady Chaparrals "Lady Chaps"
Athletic Director Scott Larson
Sports Information Chris Due
Head Coach Steve Gomez
Career Record (year) 448-125 / 19th

2021-22 LADY CHAPS SCHEDULE

Date	Site	Opponent	Result
11/5	N	Montevallo !	3:30 PM
11/6	A	Montana State Billings !	8:00 PM
11/7	N	No.11 Tampa !	4:15 PM
11/12	A	Colorado Christian ^	2:30 PM
11/13	N	Colorado State Pueblo ^	12:00 PM
11/19	H	Lander.....	7:00 PM
11/20	H	Daemen College	8:00 PM
11/25	N	Minnesota Crookston \$	6:00 PM
11/26	A	Hawaii Pacific \$	8:00 PM
12/7	H	West Texas A&M.....	6:00 PM
12/11	A	Western New Mexico.....	2:00 PM
12/16	H	Cameron	5:30 PM
12/31	A	Texas A&M - Kingsville *	2:00 PM
1/2	A	Texas A&M International *	1:00 PM
1/6	H	Arkansas Fort Smith *	5:30 PM
1/8	H	Oklahoma Christian *	2:00 PM
1/13	A	Texas A&M - Commerce *	5:30 PM
1/15	A	UT Tyler *	2:00 PM
1/20	H	St. Edward's *	5:30 PM
1/22	H	St. Mary's *	2:00 PM
1/27	A	Angelo State *	5:30 PM
1/29	A	UT Permian Basin *	2:00 PM
2/3	H	Midwestern State *	5:30 PM
2/5	H	Texas Woman's *	2:00 PM
2/10	A	West Texas A&M *	5:30 PM
2/12	A	Cameron *	2:00 PM
2/17	A	Eastern New Mexico	6:30 PM
2/22	H	Eastern New Mexico *	5:30 PM
2/24	H	Western New Mexico *	5:30 PM

* - Lone Star Conference Game Times are Central

! - D2CCA Tipoff Classic at The Trailhead (Billings, Mont.)
 ^ - RMAC/Lone Star Conference Tip-Off Classic (Lakewood, Colo.)
 \$ - Oahu Thanksgiving Classic (Honolulu, Hawaii)



LONE STAR CONFERENCE



FACEBOOK/LCUCAPS
 TWITTER: @LCUCAPS
 INSTAGRAM: @LCUCAPS
 YOUTUBE: #LCUathletics



vs. MONTEVALLO

Fri. Nov. 5 - 3:30 PM (CENTRAL)

D2CCA TIPOFF CLASSIC AT THE TRAILHEAD >> ALTEROWITZ GYMNASIUM (BILLINGS, MONT.)

LIVE SCORING: https://bit.ly/3EEEx08z	RADIO: N/A
WATCH ONLINE: https://www.youtube.com/watch?v=vNya6ID0aMo	LISTEN ONLINE: N/A
UM 20-21 RECORD: 14-7, 13-4 (GSC)	ALL-TIME SERIES: NO PRIOR MEETINGS
UM 20-21: HOME 7-3, ROAD 7-3, NEUTRAL 0-1	LAST MEETING: N/A
RANKINGS:	LAST WIN BY LCU: N/A
N/A	LAST WIN BY UM: N/A



GAME
1

AT MONTANA STATE BILLINGS

Sat. Nov. 6 - 8 PM (CENTRAL)

D2CCA TIPOFF CLASSIC AT THE TRAILHEAD >> ALTEROWITZ GYMNASIUM (BILLINGS, MONT.)

LIVE SCORING: https://bit.ly/3EEEx08z	TV: SWX RIGHT NOW (BILLINGS ONLY)	RADIO: N/A
WATCH ONLINE: https://www.youtube.com/watch?v=5FgJKfEnXoU	LISTEN ONLINE: N/A	
MSUB 20-21 RECORD: 5-3, 0-0 (GNAC)	ALL-TIME SERIES: NO PRIOR MEETINGS	
MSUB 20-21: HOME 3-2, ROAD 2-1, NEUTRAL 0-0	LAST MEETING: N/A	
RANKINGS:	LAST WIN BY LCU: N/A	
N/A	LAST WIN BY MSUB: N/A	



GAME
2

vs. No.11 TAMPA

Sun. Nov. 7 - 4:15 PM (CENTRAL)

D2CCA TIPOFF CLASSIC AT THE TRAILHEAD >> ALTEROWITZ GYMNASIUM (BILLINGS, MONT.)

LIVE SCORING: https://bit.ly/3EEEx08z	RADIO: N/A
WATCH ONLINE: https://www.youtube.com/watch?v=mQrf2SLvEvs	LISTEN ONLINE: N/A
TAMPA 20-21 RECORD: 7-0, 0-0 (SSC)	ALL-TIME SERIES: NO PRIOR MEETINGS
TAMPA 20-21: HOME 7-0, ROAD 0-0, NEUTRAL 0-0	LAST MEETING: N/A
RANKINGS: No.11 NATIONALLY (WBCA PRESEASON), No.16 NATIONALLY (D2CCA PRESEASON)	LAST WIN BY LCU: N/A
	LAST WIN BY TAMPA: N/A



GAME
3

BIG SKY DEBUT

The defending NCAA Division II Women's Basketball National Champions open their 2021-22 Tampa Sunday (4:15 p.m. Central). The classic/campaign in Billings, Montana, taking part in the tournament is the first of four LCU will participate D2CCA TipOff Classic at the Trailhead for a trio of in during the regular season. LCU opens play with games. LCU tips off their season Friday at 3:30 their first five games on the road. Next week, LCU p.m. (Central) against Montevallo before facing heads to Lakewood, Colo. for the RMAC/Lone Star



MONTEVALLO (@UMFALCONS) FALCONS

20-21 Record: 14-7, 13-4 Gulf South
 Last Game: 70-65 L vs. Union
 Coach: Gary Van Atta
 Career Record: 540-370
 UM Record: 219-128

PROJECTED STARTERS

Pos.	Player	Class	Pts/p	Reb/p
G	Jordan Jones	Sr.	0.0	0.0
G	Marissa Snodgrass Jr.	Sr.	0.0	0.0
G	Kiya Sain	Sr.	0.0	0.0
F	Savannah Lee	Sr.	0.0	0.0
F	Jennifer Andrew	Sr.	0.0	0.0



MONTANA STATE BILLINGS (@MSUBSPORTS) YELLOWJACKETS

20-21 Record: 5-3, 0-0 Great NW Athletic
 Last Game: 75-72 L at NW Nazarene
 Coach: Kevin Woodin
 Career Record: 269-197
 MSUB Record: 269-197

PROJECTED STARTERS

Pos.	Player	Class	Pts/p	Reb/p
G	Shayla Montague	So.	0.0	0.0
G	Addison Gardner	Sr.	0.0	0.0
G	Skylar Patton	Jr.	0.0	0.0
F	Taryn Shelley	Sr.	0.0	0.0
F	Cariann Kunkel	Jr.	0.0	0.0



TAMPA (@TAMPASPARTANS) SPARTANS

Record: 7-0, 0-0 Sunshine State
 Last Game: 64-50 W vs. Palm Beach Atl.
 Coach: Tom Jessee
 Career Record: 543-258
 Tampa Record: 373-169

PROJECTED STARTERS

Pos.	Player	Class	Pts/p	Reb/p
G	Melajah Sullivan	Sr.	0.0	0.0
G	Aliyah Abney	Sr.	0.0	0.0
G	Mia Giusto	So.	0.0	0.0
G	Audrey Ramsey	Fr.	0.0	0.0
F	Lashayla Wright-Ponder Jr.	Jr.	0.0	0.0

UM LEADERS (20-21) AVG. POINTS

13.9 Jordan Jones

REBOUNDS

6.0 (126) Kourtnie Smith

ASSISTS

4.7 (98) Marisa Snodgrass

STEALS

2.5 (53) Marisa Snodgrass

MSUB LEADERS (20-21) AVG. POINTS

17.9 Taryn Shelley

REBOUNDS

7.5 (80) T. Shelley/C. Kunkel

ASSISTS

4.1 (33) Cariann Kunkel

STEALS

1.6 (13) Cariann Kunkel

TAMPA LEADERS (20-21) AVG. POINTS

15.9 Melajah Sullivan

REBOUNDS

7.5 (45) LaShayla Wright-Ponder

ASSISTS

4.1 (29) Melajah Sullivan

STEALS

2.6 (18) Aliyah Abney

LUBBOCK CHRISTIAN UNIVERSITY WOMEN'S BASKETBALL GAME NOTES

Conference Tip-Off Classic before their first home game on Nov. 19, as LCU hosts the Lady Chap Invitational.

THAT WAS FUN

COVID caused a lot of heartaches in the world of college athletics last season, but LCU was able to overcome many obstacles and turn the 2020-21 season into a memorable one by claiming their third NCAA Division II national championship in program history. The Lady Chaps went 13-0 in LSC play and claimed a LSC Championship, leading to the No.1-seed at the NCAA Division II South Central Regional (held in Canyon, Texas). LCU claimed the regional with a win over Southwestern Oklahoma State and earned a return trip to Columbus, Ohio for the NCAA Division II Elite Eight tournament. In the Buckeye State, the Lady Chaps claimed wins over Daeman, Central Missouri and Drury to claim the title and close the season 23-0. LCU went 35-0 in 2016 and their 23-0 season last season, marking the fifth time that has occurred in NCAA postseason history in Division II and the first time in Division II a single program has completed multiple undefeated seasons.

WHO RETURNS

Every LCU player last season received an additional year of eligibility due to COVID, but the nature of scholarships, graduation, grad-school opportunities, injuries and playing opportunities. Not every player returned, but LCU did have 11 student-athletes return, and among them were three starters. Ashton Duncan, Juliana Robertson and Allie Schulte were the three returning starters from last season's squad.

Duncan, a Second Team All-LSC selection last season, averaged 11.7 points per game for the Lady Chaps. She has 186 career three-pointers and is two three-pointers away from moving into fifth place in program history in career three-pointers. She would move past Angie Taylor, who had 187 three-pointers from 1996-2000.

Robertson was a Third Team All-LSC honoree last season. She has appeared in 108 career games with LCU and averaged 7.3 points and 5.8 rebounds per game last season.

Schulte claimed a myriad of honors last season en route to a national title and Elite Eight Most Outstanding Player accolades. She was a member of the LSC's All-Conference (First Team), All-Defensive Team and All-Academic Team. Schulte opens this season with 1,212 career points after averaging 15.1 points per game last season. She also has 323 career assists and 229 steals. Schulte is seven steals away from 236 career steals, which would place her third all-time in career steals in program history. She would pass Sherry Blackwell, who had 235 steals from 1988-1991. The guard is on pace to finish fourth in career field goal shooting (53.2%) and is on pace to shatter the career three-point shooting percentage mark (47.5%).

21-22 LADY CHAPS IN THE RANKINGS

	D2SIDA	WBCA
Preseason	1	1
Poll 1	-	-
Poll 2	-	-
Poll 3	-	-
Poll 4	-	-
Poll 5	-	-
Poll 6	-	-
Poll 7	-	-
Poll 8	-	-
Poll 9	-	-
Poll 10	-	-
Poll 11	-	-
Poll 12	-	-
Poll 13	-	-
Poll 14	-	-
Poll 15	-	-
Final	-	-
Postseason	-	-

WHO THEY LOST

Two starters not returning to this season's roster are Emma Middleton and Madelyn Turner, who are the only players departing that played a significant amount of minutes.

Middleton transferred to Abilene Christian as a graduate transfer and will have one season of eligibility for the Division I Wildcats. The Elite Eight All-Tournament Team selection claimed All-LSC (Second Team), LSC Championships All-Tournament Most Outstanding Player, South Central Region All-Tournament Team and Region Championship Most Outstanding Player honors last season after posting 13.2 points and 5.7 rebounds per game for the Lady Chaps. She led the LSC with 48 blocks and finished with 103 in her LCU career.

Turner, a shooting guard, graduated and did not return for a fifth season with the Lady Chaps. She had 13 points in the national title game last season to surpass 500 career points. The All-LSC Honorable Mention selection last season averaged 6.5 points a contest. She completed her LCU career with 82 three-pointers.

NEW FACES

LCU has five new additions seeking their Lady Chaps debut. Carli Bostwick, Grace Foster, Rachel Haase, Reese Schumann and Audrey Spurgin are first-year Lady Chaps on the 2021-22 roster.

Bostwick is from Lubbock, Texas and was a home-school product competing for the Lubbock Titans. Last season, as a senior, she was part of the Titans squad that claimed a National Christian HomeSchool Basketball Championships (NCHBC) 18U National Championship. The championships in Springfield, Mo. was the Titans first since 2014 and Bostwick poured in 13 points after notching a double-double (20 points, 10 rebounds) in the national semifinal. Bostwick, an inside-out player, capitalized on the big stage, claiming multiple All-Tournament team selections at state and national home-school tournaments.

Foster joins the LCU roster from Childress High School in Childress, Texas, where she excelled in volleyball and basketball. She claimed District MVP honors in both basketball and volleyball and multiple All-Region and All-State honors on the hardwood. As a senior (2020-21), she averaged 19 points and nine rebounds a game in basketball and led the volleyball program to their first playoff win in school history. The Amarillo Globe News selected her as a First Team AGN Girl's Basketball All-City selection.

Haase is a guard from Amarillo, Texas. She prepped at Amarillo High, where last season (2020-21) she posted 10.1 points per game as a senior, leading to All-City honors by the Amarillo Globe News. She claimed a pair of District 3-5A All-District First Team honors, All-Region honors and was a TABC Academic All-State honors. Her older brother, Aaron, attended Wichita State and was a 2021 MLB Draft selection of the Detroit Tigers.

Schumann comes to LCU from Houston, Texas. She attended Clear Lake High School, where she averaged 10.9 points and 6.2 rebounds per game. The 6-2 post player was a two-time 24-6A All-District selection. Played travel-amateur basketball for the Houston Lady Roadrunners.

Spurgin makes the move to Lubbock from Fredericksburg, Texas. A 6-1 inside player, Spurgin is a product of Fredericksburg High School, where she tallied over 1,000 career points for the Billies. She was a two-time TABC and TGCA All-State selection (2020 and 2021), leading the Battlin' Billies to the UIL State Tournament in 2020 (lost in the semifinals) and to the region championship game

LADY CHAPS HISTORY

NCAA NATIONAL CHAMPIONSHIPS
2016 2019 2021

NCAA TOURNAMENT APPEARANCES
2016 2018 2019 2020 2021

NCAA DIV. II SOUTH CENTRAL REGION
TOURNAMENT CHAMPIONS
2016 2018 2019 2021

LONE STAR CONFERENCE
CHAMPIONS
2020 (Won Tournament) 2021 (Regular Season)

LONE STAR CONFERENCE
DIVISION CHAMPIONS
2021 (West)

HEARTLAND CONFERENCE
2013/2014 First Place
2014/2015 Regular Season Champions
2015/2016 Regular Season Champions
2017/2018 Regular Season Champions
2018/2019 Regular Season Champions

HEARTLAND CONFERENCE
TOURNAMENT CHAMPIONS
2016 2018 2019

SAC CONFERENCE CHAMPIONS
2006/2007
2011/2012

SAC TOURNAMENT CHAMPIONS
2013

NAIA NATIONAL QUALIFIERS
2004 2009
2005 2010
2006 2011
2007 2012
2008 2013

NAIA SWEET SIXTEEN FINISH
2007
2009

NAIA ELITE EIGHT FINISH
2008
2011
2013

NAIA FAB FOUR SEMIFINALISTS
2012

NAIA NATIONAL FINALIST
2006

of the UIL 4A Region IV tournament. She is the younger sister of Abby Spurgin, who played for West Texas A&M.

The five are all true freshman, and they join sophomores Maci Maddox, Audrey Robertson and Shaylee Stovall, who each have four seasons of eligibility remaining as well, due to COVID season of competition waivers. That places eight of LCU's 16 rostered players with four seasons of eligibility entering the season.

NATIONALLY KNOWN

For the first time in program history, LCU claimed the No.1 spot in the WBCA's National Top-25 Preseason Poll, and for the first time they were the favorites in both the WBCA and D2SIDA preseason polls.

LCU received the No.1 ranking receiving 20 of the 22 first-place votes available in the WBCA poll. The WBCA NCAA Division II Women's Basketball Preseason Poll, which the WBCA did not produce last season (COVID) is a poll LCU has consistently debut in each season a poll has been conducted since being eligible. Their No.1 ranking marks LCU's third consecutive preseason poll as a top-10 preseason favorite (they were preseason picked No.2 in 2019-20 and No.10 for the 2018-19 season). Along with their consecutive top-10 debuts, LCU has claimed No.11 (2016-17) and No.18 (2015-16) in their prior appearances in the poll.

LCU has found their way into the D2SIDA preseason poll seven consecutive seasons, marking every season they have been eligible to appear (due to the transfer from NAIA to NCAA Div. II), ranking No.1 (2019-20), No.3 (2018-19), No.23 (2017-18), No.4 (2016-17), No.15 (2015-16) and receiving votes in 2014-15. The Lady Chaps received one of the 16 first-place votes, and was the only school other than preseason favorite, Drury, to receive a first-place vote.

SO ARE SOME OTHERS

LCU will face a nationally ranked program Sunday, when they face No.11 Tampa. LCU went 6-0 against nationally ranked programs last season and 4-2 in 2019-20 against the nations ranked foes.

SEASON OPENERS

LCU is probably more known for how they finish the season, than how they begin the season. The Lady Chaps are 8-6 over their last 14 season openers. LCU opened last season with an 88-52 win over St. Mary's in Lubbock (Dec. 11, 2020). LCU is 28-14 all-time and 12-6 under head coach Steve Gomez. The 2017-18 season opener in Commerce, Texas marked LCU's last season opener that was a neutral site game, as they defeated No.5 CSU-Pueblo 57-52.

EYE-OPENING

The 2021-22 season marks LCU's ninth since leaving the NAIA and LCU is 214-29 in that span (88.1%). In NCAA postseason play, the Lady Chaps are 20-1 all-time.

SWEET HOME (ON) CHICAGO

LCU went 13-0 last season inside Rip Griffin Center. The Lady Chaps, who wrapped up home play with the LSC Championships and becoming the first team since 2007 to win the LSC Championship tournament on a campus venue, went 13-0 this season at home and with their active home win streak sitting at 91 games, which is the active and all-time leading mark in NCAA Division II women's basketball. LCU's last home loss came on Jan. 1, 2015 against Oklahoma City University. LCU, who also has a 7-0 mark in NCAA postseason play in Lubbock in the mix (not including a 3-0 mark in LSC postseason play), has also won 74 consecutive home conference games, with their last conference home loss occurring Jan. 10, 2013 (against Oklahoma City). They completed a 49-0 all-time mark in Heartland Conference home games (they are 21-0 in LSC home games).

NCAA DIVISION II'S LONGEST HOME WIN STREAKS

91 - Lubbock Christian Jan. 1, 2015 -->
87 - Neb.-Kearney Jan. 31, 1995-Nov. 24, 2001
85 - West Tex. A&M Jan. 9, 1987-Dec. 6, 1991

NCAA'S ACTIVE-LEADING HOME WIN STREAKS

91 - LCU (Division II)
37 - North Georgia (Division II)
36 - Messiah (Division III)

FIVE THINGS ABOUT UM

1 > The Falcons are coming off of a 14-7 season. They made it to the semifinals of the Gulf South Conference tournament last year.
2 > UM is preseason picked to finish fourth in the GSC this season. They went 13-4 in conference play last season.
3 > Montevallo is coached by Gary Van Atta, who is in his second stint coaching the Falcons. He has a career record of 540-370 and also spent time at the Division I level coaching Tennessee-Martin (1996-2003). Like LCU's Steve Gomez, Van Atta has NAIA coaching experience, as he previously coached at Trevecca Nazarene in Nashville, Tenn.
4 > The Falcons had four players average double figures in points last season, led by Jordan Jones, who averaged 13.9 points a contest.
5 > Marissa Snodgrass, who posted a team-season high 29 points in a contest last season, launched 131 three-point attempts last season, which is an average of 6.2 attempts a game.

THE SERIES AGAINST UM

LCU and Montevallo have never met. The Lady Chaps have not faced an Alabama-based program since facing Auburn-Montgomery on Nov. 27, 2003 in Plainview, Texas. LCU won the contest 83-80, placing them 1-0 all-time against Alabama programs.

FIVE THINGS ABOUT MSUB

1 > The Yellowjackets scaled their schedule down to eight games

GAME-BY-GAME RESULTS AND HIGHS

Opponent	Date	Score	Points	Rebounds	Assists	Steals	Blocked shots
ST. MARY'S (TX)	12/11/20	88-52	26-Ashton Duncan	6-Allie Schulte	8-Juliana Robertson	3-Madelyn Turner	4-Emma Middleton
ST. MARY'S (TX)	12/12/20	67-47	11-Allie Schulte	6-Allie Schulte	5-Allie Schulte	5-Allie Schulte	1-Emma Middleton
at UT Tyler	01/02/21	73-26	15-Allie Schulte	7-Allie Schulte	6-Audrey Robertson	3-Allie Schulte	2-Allie Schulte Whitney Cox
at UT Tyler	01/03/21	69-48	20-Allie Schulte	5-Allie Schulte	3-Juliana Robertson Ashton Duncan Channing Cunyus	4-Maci Maddox	2-Juliana Robertson
at Angelo St.	01/14/21	65-55	20-Allie Schulte	7-Emma Middleton	3-Madelyn Turner Allie Schulte	4-Allie Schulte	2-Emma Middleton
ANGELO ST.	01/16/21	77-46	15-Allie Schulte	6-Channing Cunyus	7-Juliana Robertson	3-Allie Schulte	3-Whitney Cox
TEX. A&M INT'L	01/22/21	71-61	15-Ashton Duncan	11-Juliana Robertson	4-Madelyn Turner Juliana Robertson	3-Allie Schulte Ashton Duncan	3-Emma Middleton
TEX. A&M INT'L	01/23/21	85-42	14-Allie Schulte	7-Emma Middleton	6-Allie Schulte	4-Allie Schulte	3-Whitney Cox
MIDWESTERN ST.	01/27/21	84-54	20-Ashton Duncan Allie Schulte	9-Juliana Robertson	7-Madelyn Turner	6-Allie Schulte	3-Emma Middleton
WESTERN N.M.	02/11/21	80-23	16-Emma Middleton	9-Emma Middleton	4-Emma Middleton	2-Laynee Burr Whitney Cox Allie Schulte	1-Emma Middleton Channing Cunyus Whitney Cox
WESTERN N.M.	02/12/21	75-39	22-Emma Middleton	6-Emma Middleton Juliana Robertson	3-Allie Schulte	3-Madelyn Turner Ashton Duncan Allie Schulte	2-Channing Cunyus
at Tex. Permian Basin	02/19/21	74-43	25-Ashton Duncan	6-Emma Middleton	5-Allie Schulte	4-Allie Schulte	2-Allie Schulte
TEX. PERMIAN BASIN	02/20/21	72-48	16-Allie Schulte	7-Allie Schulte	3-Allie Schulte	3-Ashton Duncan Emma Middleton	3-Allie Schulte
WEST TEX. A&M	02/25/21	68-42	21-Allie Schulte	5-Juliana Robertson	3-Madelyn Turner	2-Allie Schulte Juliana Robertson	2-Emma Middleton
at West Tex. A&M	02/27/21	48-45	16-Emma Middleton	14-Emma Middleton	3-Allie Schulte	4-Allie Schulte	4-Emma Middleton
ST. MARY'S (TX)	03/02/21	76-52	18-Allie Schulte	10-Emma Middleton	6-Ashton Duncan	3-Channing Cunyus Emma Middleton	2-Channing Cunyus Emma Middleton
CAMERON	03/05/21	84-69	19-Ashton Duncan	9-Emma Middleton	6-Madelyn Turner	2-Madelyn Turner Laynee Burr Allie Schulte	2-Emma Middleton
TEX. A&M-COMMERCE	03/06/21	78-57	20-Emma Middleton	5-Juliana Robertson Allie Schulte Laynee Burr	7-Allie Schulte	4-Allie Schulte Juliana Robertson	4-Emma Middleton
vs Cameron	03/13/21	96-66	22-Ashton Duncan	7-Juliana Robertson	4-Juliana Robertson Ashton Duncan	4-Allie Schulte	2-Emma Middleton
vs Southwestern Okla.	03/15/21	78-65	22-Emma Middleton	12-Juliana Robertson	3-Allie Schulte	3-Allie Schulte	1-Juliana Robertson Ashton Duncan Channing Cunyus
vs Daemen	03/23/21	66-49	17-Emma Middleton	8-Ashton Duncan	4-Allie Schulte Madelyn Turner	4-Allie Schulte	1-Allie Schulte Juliana Robertson Emma Middleton
vs Central Mo.	03/24/21	63-61	24-Allie Schulte	6-Juliana Robertson	4-Allie Schulte Juliana Robertson	3-Madelyn Turner	5-Emma Middleton
vs Drury	03/26/21	69-59	18-Allie Schulte	10-Emma Middleton	5-Madelyn Turner	3-Allie Schulte	3-Emma Middleton

last season, going 5-3 overall and 3-2 at home. Their contests were split between a trio of opponents, as they played Lewis-Clark State College, Rocky Mountain College and Northwest Nazarene.

2 > MSUB is preseason picked to finish seventh in the Great Northwest Athletic Conference. Alaska Anchorage and Western Washington, who LCU has played over the past five years, are the conference favorites.

3 > Just as LCU head coach Steve Gomez is in his 19th season at LCU, MSUB head coach Kevin Woodin is in his 18th season as head coach at MSUB. Woodin has a coaching mark of 269-197. The two coaches also spent time coaching high school basketball before coaching collegiately.

4 > The 'jackets have posted exhibition wins over Rocky Mountain College on Oct. 27 (59-50) and Montana Tech on Monday (67-54). Taryn Shelley, a preseason ALL-GNAC selection, had a 19-point and 15-rebound double-double in the win over Montana Tech. She has earned all-conference honors in each of her first two years at MSUB.

5 > Skylar Patton is a lone Texan on the MSUB roster, as she is from Houston (New Caney). She averaged 9.0 points a game last season and is a Gillette College transfer.

THE SERIES AGAINST MSUB

LCU and MSU Billings have never met. LCU has only had one prior meeting against a Montana-based program, as on Dec. 29, 2007 at the Las Vegas Shoot-Out (Sierra Vista High School hosted in Las Vegas, Nev.), the No.14 ranked Lady Chaps edged out the Lady Bulldogs of Montana-Western 63-60.

FIVE THINGS ABOUT TAMPA

1 > The Spartans played an improvised seven-game schedule last season due to COVID. They won all seven contests and all seven were played at home.
2 > UT is preseason picked to win the Sunshine State Conference. They claimed nine of the 11 first-place votes. They are also nationally ranked No.11 by the WBCA.
3 > Another long-time head coach embarks on Billings, as UT head coach Tom Jessee is in his 20th season coaching the Spartans. He is 373-169 at Tampa and has guided the Spartans to 10 NCAA appearances over the past 15 seasons.
4 > The Spartans No.11 preseason ranking is their highest in program history. It is their fifth time in program history to be in the WBCA preseason rankings.
5 > Tampa's roster is filled with D1 transfers, as they have eight players on roster that transferred from a NCAA Division I program.

THE SERIES AGAINST TAMPA


LCU and Tampa have never met. The Lady Chaps are 2-0 all-time against Florida based programs. The Lady Chaps defeated Rollins and Florida Southern during their title run in 2015-16, with a 73-69 win over Florida Southern on Mar. 22, 2016 at the Elite Eight Tournament in Sioux Falls, S.D. marking their last game against a team from the Sunshine State.

2021-2022 LCU ROSTER

No.	Name	Pos.	Ht.	Cl.	Yrs.Left	Hometown School	High School
0	Grace Foster	FW	6-1	Fr.	4	Childress, Texas	Childress H.S.
1	Ashton Duncan	G	5-9	Gr.	1	Lubbock, Texas	Trinity Christian H.S.
2	Maci Maddox	G	5-7	So.	4	Lubbock, Texas	Frenship HS
3	Audrey Robertson	G	5-8	So.	4	Kerrville, Texas	Tivy HS
4	Rachel Haase	G	5-8	Fr.	4	Amarillo, Texas	Amarillo H.S.
5	Laynee Burr	G	5-9	Sr.	2	Stratford, Texas	Stratford H.S.
12	Savannah Sumrall	G	5-9	Jr.	3	Wellington, Texas	Wellington H.S.
14	Channing Cunyus	G	5-9	Sr.	2	Canyon, Texas	Canyon H.S.
15	Shaylee Stovall	G	5-6	So.	4	Idalou, Texas	Idalou HS
20	Carli Bostwick	FW/G	5-9	Fr.	4	Lubbock, Texas	Homeschool
21	Allie Schulte	G	5-10	Gr.	1	Nazareth, Texas	Nazareth H.S.
22	Juliana Robertson	FW	5-10	Gr.	1	Kerrville, Texas	Tivy H.S.
23	Brylee Winfrey	G	5-9	Jr.	3	Canyon, Texas	Canyon H.S.
30	Audrey Spurgin	P	6-1	Fr.	4	Fredericksburg, Texas	Fredericksburg H.S.
34	Whitney Cox	FW	6-1	Jr.	3	Flower Mound, Texas	Flower Mound H.S.
40	Reese Schumann	P	6-2	Fr.	4	Houston, Texas	Clear Lake H.S.

Head Coach: Steve Gomez

Assistant Coaches: Vic Self, Kaycie Wilson, Julio Pacheco

**PRONUNCIATIONS**

HAASE: haw-SEE (like "Aussie" but add the "H" sound prior)
 SUMRALL: sum-rah-l
 CUNYUS: kunn-yuss
 STOVALL: stoe-VAHL
 BOSTWICK: BOSS-twick
 SCHULTE: shuhl-tee
 SPURGIN: spur-JEN
 SCHUMANN: shewman

GEO PRONUNCIATIONS

IDALOU: EYE-da-LOO
 TIVY: tie-vee
 VEGA: VAYga

CHAPS: shhapps (not CH-apps)

NCAA DIVISION II POLLS

**WBCA DIV.II TOP 25 (11/3/21)**

Rank	School	Pts	1st	Prev.
1	Lubbock Christian (23-0)	547	1	20
2	Drury (24-2)	524	2	2
3	Lander (20-2)	465	3	0
4	Fort Hays State (22-4)	408	10	0
5	Azusa Pacific (12-5)	356	16	0
6t	Central Missouri (23-5)	339	4	0
6t	North Georgia (18-2)	339	6	0
8	Ashland (16-9)	326	20	0
9	Gannon (13-1)	311	26	0
10	Texas A&M-Commerce (14-4)	307	17	0
11	Tampa (7-0)	305	NR	0
12	Alaska Anchorage (3-0)	267	NR	0
13	Stonehill (0-0)	257	NR	0
14	Glenville State (12-4)	235	23	0
15	Valdosta State (18-4)	173	13	0
16	Southwestern Oklahoma State (18-4)	171	15	0
17	Charleston, WV (19-3)	155	5	0
18	Minnesota Duluth (14-2)	150	12	0
19	Union, TN (19-6)	147	22	0
20	Daemen (14-3)	125	8	0
21	Carson-Newman (15-4)	124	24	0
22	Bentley (0-0)	93	NR	0
23t	Colorado Mines (17-3)	89	21	0
23t	Truman State (17-5)	89	27	0
25	Belmont Abbey (22-3)	80	7	0
25	Hawaii Pacific (13-1)	80	14	0

Dropped out: No. 10 Michigan Tech (20-2); No. 18 Tusculum (19-4); No. 19 Arkansas Tech (14-2); No. 25 Tuskegee (12-2)
Others receiving votes: Michigan Tech (20-2) 59; Nebraska Kearney (23-4) 58; Indiana PA (14-1) 57; Arkansas Tech (14-2) 51; Western Washington (14-0) 47; Tuskegee (12-2) 44; Barton (13-3) 41; Grand Valley State (14-6) 40; West Texas A&M (15-6) 40; Benedict (12-3) 30; Lee, TN (15-6) 24; Tusculum (19-4) 23; Augustana, SD (12-5) 20; Southeastern Oklahoma State (13-9) 17; University of the Sciences (10-0) 16; Texas A&M International (11-5) 15; Emporia State (10-7) 8; Walsh (17-7) 3.

**D2SIDA DIV.II TOP 25 (11/3/21)**

Rank	School	Rec	Pts	Prev.
1	Lubbock Christian (16)	23-0	400	
2	Drury	17-1	382	
3	Lander	20-2	358	
4	Central Missouri	23-5	352	
5	Alaska-Anchorage	3-0	309	
6	North Georgia	18-2	284	
7	Fort Hays State	22-4	259	
8	Daemen	14-3	249	
9	Gannon	0-0	247	
10	Azusa Pacific	12-5	246	
11	Colorado School of Mines	17-3	216	
12	Union (Tenn.)	19-6	215	
13	Belmont Abbey	24-3	192	
14	Walsh	16-5	180	
15	Nebraska-Kearney	23-4	164	
16	Tampa	7-0	152	
17	Texas A&M-Commerce	14-4	147	
18	Ashland	11-7	132	
19	Stonehill	0-0	128	
20	Bowie State	0-0	116	
21	Minnesota-Duluth	14-2	84	
22	Charleston (W.Va.)	19-3	82	
23	Michigan Tech	17-1	77	
24	Southwestern Oklahoma State	18-4	46	
25	Cal State-San Marcos	0-0	35	

RV: Lee 34, Carson-Newman 27, Adelphi 17, Western Colorado 16, Indiana (Pa.) 15, Arkansas Tech 12, Western Washington 10, Barton 9, Bentley 5, Valdosta State 2, Hawaii Pacific 1

**NCAA SOUTH CENTRAL REGIONAL RANKINGS**

Rank School vs. D2 rec. In-Region

**D2SIDA SOUTH CENTRAL REGION POLL**

Rank School (First-Place Votes) W-L Pts. Prev.

WEBSITE & BROADCAST PARTNERS

ON THE NET - WWW.LCUCHAPS.COM

The official website of LCU Athletics is where you can find everything relating to the LCU basketball teams. Schedules, results, rosters, bios, statistics and game notes can be found there.

ON THE AIR

Each game will be broadcast on the LSC Digital Network as an option for fans unable to attend. The LSC Digital Network will offer season passes for basketball, giving fans access to all regular-season contests on the network for that sport. In addition, viewers will continue to have the option to purchase a \$10 day pass that provides access to all broadcasts aired that day and access to all archived content for 24 hours.

2021-22 LSC Digital Network Rates

24-Hour Day Pass:	\$10.00
Men's and Women's Basketball Season Pass:	\$75.00
Archive Download:	\$10 per broadcast

The LSC Digital Network is in its third year showcasing the academic and athletic events of the league and its 18 member institutions. Fans can watch games and purchase passes online at www.lonestarconferencenetwork.com or www.lcuchaps.com live on computer and mobile devices. Viewers can also tune in to games on the LSC Digital Network via OTT apps available on Apple TV, Amazon Fire TV, Android TV and Roku by searching for "LSC Digital Network."



HEAD COACH STEVE GOMEZ

AT LCU: 19th Season (448-125)
OVERALL: 19th Season (448-125)

PERSONAL

HOMETOWN: Lubbock, Texas
SPOUSE: Shawna
CHILDREN: Hayden, Landon

EDUCATION

Lubbock Christian / 1988

COACHING EXPERIENCE

Lubbock Cooper High School (7 seasons)
LCU (19th season)



In 10 seasons at the helm while an NAIA institution, the Lady Chaps made 10 consecutive trips to the NAIA Division I Women's Basketball National Championship tournament. Coach Gomez's arrival to the LCU women's basketball program certainly changed the foundation of the program. In those 10 seasons at the helm, LCU posted a 234-96 record under Gomez in the NAIA.

LCU jumped into NCAA Division II transition in 2013 (membership in 2015) and the results have not changed since transitioning. LCU went a remarkable 25-1 overall in 2013-2014 and they completed the Heartland Conference with a perfect 20-0 mark for their first perfect conference record in program history. They followed in 2014-2015 claiming Co-Heartland Conference Regular Season title honors after a 15-3 stretch in conference and a 21-7 overall season. That led to an astounding 2015-2016 season. A season that started off with an exhibition game loss at NCAA Div. I No. 1 Connecticut and ended with a perfect 35-0 season in LCU's first season eligible for NCAA postseason. They went 18-0 in Heartland Conference play to capture a regular season title and then a Heartland Conference Tournament title (first season eligible for the tournament). The Lady Chaps went on to capture a South Central Regional Tournament title and eventually a NCAA Div. II National Title. Gomez claimed WBCA NCAA Div. II National Coach of the Year honors and also spent a portion of the offseason as a court coach at the 2016 USA Basketball Women's U17 World Championship Team Trials in Colorado Springs, Colo.

2016-17 served as a rebuilding year for the Lady Chaps, who returned one starter off the championship squad. Despite the rebuilding, LCU still went 19-11 overall and 12-4 in conference, en route to the Heartland Conference Tournament championship game, which they lost to St. Edward's. They bounced back in 2017-18, claiming another Heartland Conference regular season and tournament title, leading to Gomez receiving Heartland Conference Coach of the Year honors. The Lady Chaps hosted the NCAA Division II South Central Region Tournament for a second time and won the tournament to stamp their second berth towards an NCAA Division II Elite Eight Tournament loss. They lost to eventual national champion Central Missouri at the tournament held in Sioux Falls, S.D., ending their season with a 31-2 record.

The Lady Chaps returned to the Elite Eight Tournament for the third year in a four-year span in the 2018-19 season after claiming a Heartland Conference regular season and tournament title, along with a NCAA Division II South Central Region tournament championship after wins at Colorado Mesa and at home over Angelo State. LCU made an outstanding run towards their second NCAA Division II National Title, defeating Southwestern Oklahoma State in double overtime to claim the trophy. Gomez, who picked up his third Heartland Coach of the Year honor, became the seventh head coach in NCAA Division II women's basketball history to claim multiple titles. He also was named Female Team Coach of the Year at the West Texas Sports Persons of the Year Banquet following the season.

LCU's title defense was rudely interrupted by the COVID Pandemic in 2019-20. LCU was 28-3 and claimed the Lone Star Conference Championship during their first season in the conference. LCU was chosen to host the NCAA Division II South Central Regionals for a third time, but the COVID shutdown halted the remainder of the season less than 24 hours prior to the first tournament game.

COVID went from being a wall to a hurdle in 2020-21, and one the Lady Chaps would be able to jump over. Through many cancellations and unknowns, LCU claimed a Lone Star Conference title and went to Canyon, Texas, where they claimed a NCAA Division II South Central title and a berth to another NCAA Elite Eight Tournament in Columbus, Ohio. It was there, LCU would claim their third national title, with wins over Daemen, Central Missouri and Drury to complete a 23-0 perfect season. They were the first NCAA Division II program to complete two undefeated seasons.

In 18 seasons at LCU (the 2020-21 season marks his 19th), Gomez enters the 2020-2021 season with a 448-125 collegiate coaching record. The 2021-22 season marks LCU's ninth since leaving the NAIA and LCU is 214-29 in that span (88.1%).

In their final two seasons in the NAIA (2011-2012, 2012-2013), LCU set program single-season win records in each of the seasons. The Lady Chaps went 31-4 in 2013-2014, setting a program single-season wins mark (31). The Lady Chaps won their first ever Sooner Athletic Conference Tournament title en route to their final trip to the NAIA National Championship tournament. In 2011-2012, LCU went 28-6 and made their second ever appearance in the Semifinals of the NAIA National Championship Tournament. They lost out to eventual national champions Oklahoma City to mark the second consecutive season in which they lost out to the team who would claim the title. LCU claimed their second Sooner Athletic Conference crown in program history, as they joined Oklahoma City as conference co-champions with a 21-1 record. They handed OCU their only loss of the season.

LCU went 25-10 in 2010-2011 and marched into the Elite Eight for a third time in program history. The Lady Chaps, who finished third in the Sooner Athletic Conference, lost in the NAIA National Championship to eventual national champion Azusa Pacific.

LCU went 19-12 in the 2009-2010 season, which included a 13-9 finish in the Sooner Athletic Conference, and had their season come to an end in the National Tournament. The highlight of the season was an exhibition victory inside the United Spirit Arena against Texas Tech University.

In 2009-2010, the Lady Chaps finished with a solid 27-7 record and made a trip to the Sweet Sixteen of the National Tournament following a second-place Sooner Athletic Conference season. Gomez chalked up a milestone during the season, becoming the all-time women's basketball wins leader at LCU.

LCU had a memorable 2007-2008 campaign, as the Lady Chaps made another voyage to the NAIA National Tournament. The Lady Chaps completed a 25-10 season, which included a trip to the Elite Eight in the tournament for their second best finish in program history.

In 2006-2007, Gomez led the Lady Chaps to a myriad of firsts in their near thirty year history. Lubbock Christian never left the top-10 in the NAIA National Poll, and set a school mark for wins in a season with 26, eclipsing the school mark of 23 they set the prior season. In addition, LCU made its fourth consecutive trip to the NAIA National Tournament, finishing in the Sweet Sixteen and most impressively, the Lady Chaps captured a share of the Sooner Athletic Conference regular season championship, becoming the first school from outside of the State of Oklahoma to do so in the thirty-one years since the conference was founded.

In 2005-2006, Gomez's Lady Chaps enjoyed what was arguably at the time the best season in school history, as they finished with an overall record of 23-12, and made an unparalleled run at the NAIA National Tournament. Seeded sixth in their eight team bracket in the tournament, Gomez's girls proceeded to oust four of the top six teams in the nation and become the lowest seed ever to reach either the Fab Four or National Championship; appropriately enough, he was named the SAC's Coach of the Year.

In his first season, Gomez's Lady Chaps went 16-14 and finished fifth in the Sooner Athletic Conference. While this might appear to be an average year, big wins for the Lady Chaps and entry into the NAIA National Poll for the first time proved good enough for an at-large bid to the NAIA National Tournament. LCU women's first trip to the big dance. In his second season, the Lady Chaps were able to maintain that level of success. After getting off to the best conference start since joining the Sooner Athletic Conference at 6-2, LCU finished SAC play at 10-8, good enough for another fifth place finish, and for the second season in a row, Coach Gomez guided the Lady Chaps to the NAIA National Tournament.

An LCU graduate, Gomez was a standout perimeter player for Coach John Copeland in the late 1980s, and to this day, he still holds the school record for career free throw percentage at .855. He graduated in 1988 with a Bachelor's of Science Degree in Mathematics and consistently used his degree to teach in the classroom while pursuing coaching on the sidelines. Gomez's career began at Lubbock Monterey High School where he served as an assistant coach in the men's basketball program from 1988 to 1995. In 1996, Gomez accepted the men's basketball head coaching position at Lubbock Cooper High School, where he remained until returning to Lubbock Christian University to take over the reigns of the Lady Chaps in 2003. During his seven seasons at Cooper, the basketball program broke new ground making the playoffs four times, managing the school's first state ranking, and capturing the Pirates only district championship in Gomez's final season. One of the main reasons Coach Gomez is so successful on the court is the support he receives off of it. Steve has been married to his wife Shawna for 31 years, and the couple has two sons: Hayden and Landon.



VIC SELF ASSISTANT COACH

Self is a longtime familiar face to basketball among the South Plains. He spent 25 years coaching basketball at Lubbock's Monterey High School and 20 spent as the head coach of the Plainsmen boys' basketball team. Self is no stranger to LCU. The Portales, New Mexico native lettered in basketball and tennis at Lubbock Christian in 1980-1981, after spending two years at Eastern New Mexico University. His first coaching job was as an assistant coach for John Copeland on the Chaps basketball staff. In two decades at Monterey, Self compiled a 416-237 record, four district titles and 13 playoff appearances. Monterey even made a trip to the regional tournament. He rejoins Gomez, but in a reversal of roles. Gomez served as an assistant for Self from 1988-1996. Self resigned from coaching basketball in 2008, but continued to coach boy's golf at Monterey until retiring in 2011. Self has been on staff for all three of LCU's national titles.

ern New Mexico University. His first coaching job was as an assistant coach for John Copeland on the Chaps basketball staff. In two decades at Monterey, Self compiled a 416-237 record, four district titles and 13 playoff appearances. Monterey even made a trip to the regional tournament. He rejoins Gomez, but in a reversal of roles. Gomez served as an assistant for Self from 1988-1996. Self resigned from coaching basketball in 2008, but continued to coach boy's golf at Monterey until retiring in 2011. Self has been on staff for all three of LCU's national titles.



KAYCIE WILSON - ASSISTANT COACH

Kaycie joined the LCU women's basketball coaching staff in the 2014-15 season as a graduate assistant through the 2015-16 season. She has played an integral role in the coaching staff for all three NCAA national championships. She spent her senior season (2013-14) playing in the interior of LCU's first season in the Heartland Conference, which went 20-0 in conference for a regular season first place finish. She spent three seasons (09/10 - 11/12) at NCAA Div. I Missouri-Kansas City, where she combined to average 4.9 points and 3.9 rebounds in 87 games. The forward also combined for 44 steals, 95 assists and 34 blocks for UMKC (21 blocks as a sophomore). Boyles was a multiple recipient on The Summit League Winter/Spring Academic All-League Team and the Commissioner's List of Academic Excellence as a distinguished scholar. She is a Lubbock native and a product of Coronado High School, where she was rated the No.45 best forward in the nation by Collegiate Girls Basketball Report and the No.55 best player in Texas by Premier Basketball Report. The multi-winning All-State recipient was named the Girls Basketball Player of the Year by the Lubbock Avalanche Journal, as well as the 2009 5A-4A All-South Plains Player of the Year after 17.6 points and 7.9 rebounds a game.



LONE STAR CONFERENCE

THIS WEEK'S GAMES

Friday, November 5

Lubbock Christian vs. Montevallo (in Billings, Mont.)

Saturday, November 6

Lubbock Christian at Montana State Billings

Sunday, November 7

Lubbock Christian vs. Tampa (in Billings, Mont.)

FINAL 2020-21 LONE STAR CONFERENCE STANDINGS

	School	DIV	DPct.	CONF.	CPct.	Overall	Pct.	Strk	Home	Away	Neutral
WEST	Lubbock Christian	7-0	1.000	13-0	1.000	23-0	1.000	W23	14-0	5-0	4-0
	West Texas A&M	5-3	0.625	13-5	0.722	15-6	0.714	L1	11-1	4-4	0-1
	Midwestern State	3-3	0.500	11-6	0.647	11-7	0.611	L2	7-0	4-7	0-0
	UT Permian Basin	1-5	0.167	5-12	0.294	6-12	0.333	W1	3-6	3-6	0-0
	Angelo State	0-5	0.000	1-13	0.071	1-13	0.071	L10	0-5	1-8	0-0
NORTH	Texas A&M-Commerce	4-1	0.800	11-2	0.846	14-4	0.778	L1	6-1	6-2	2-1
	Cameron	3-3	0.500	10-6	0.625	11-8	0.579	L2	8-3	3-5	0-0
	Oklahoma Christian	2-3	0.400	7-6	0.538	7-8	0.467	L1	3-5	4-3	0-0
	Texas Woman's	2-3	0.400	5-9	0.357	5-9	0.357	L1	4-4	1-5	0-0
	UAFS	1-2	0.333	3-6	0.333	3-6	0.333	W1	0-3	3-3	0-0
SOUTH	Texas A&M International	5-0	1.000	9-4	0.692	11-5	0.688	L1	8-1	3-4	0-0
	St. Mary's	4-2	0.667	6-8	0.429	6-9	0.400	L2	2-3	4-6	0-0
	St. Edward's	5-3	0.625	6-9	0.400	6-9	0.400	L1	3-5	3-4	0-0
	Texas A&M-Kingsville	3-5	0.375	8-8	0.500	8-8	0.500	W2	6-4	2-4	0-0
	UT Tyler	0-7	0.000	0-14	0.000	0-14	0.000	L14	0-6	0-8	0-0

OFFENSIVE RANKINGS

Team	G	W-L	PTS	AVG/G
1 Texas A&M-Commerce	18	14-4	1355	75.3
2 Lubbock Christian	23	23-0	1706	74.2
3 Cameron	19	11-8	1328	69.9
4 Midwestern State	18	11-7	1241	68.9
5 UAFS	9	3-6	612	68.0
6 West Texas A&M	21	15-6	1410	67.1
7 Texas A&M International	16	11-5	1069	66.8
8 Oklahoma Christian	15	7-8	960	64.0
9 Texas A&M-Kingsville	16	8-8	999	62.4
10 St. Edward's	15	6-9	924	61.6
11 UT Permian Basin	18	6-12	1067	59.3
12 Angelo State	14	1-13	811	57.9
13 Texas Woman's	14	5-9	803	57.4
14 St. Mary's	15	6-9	820	54.7
15 UT Tyler	14	0-14	642	45.9

DEFENSIVE RANKINGS

Team	G	W-L	PTS	AVG/G
1 Lubbock Christian	23	23-0	1149	50.0
2 West Texas A&M	21	15-6	1166	55.5
3 Texas A&M-Kingsville	16	8-8	993	62.1
4 St. Mary's	15	6-9	934	62.3
5 Oklahoma Christian	15	7-8	940	62.7
6 Texas A&M International	16	11-5	1004	62.8
7 St. Edward's	15	6-9	944	62.9
8 Texas Woman's	14	5-9	892	63.7
9 Texas A&M-Commerce	18	14-4	1196	66.4
10 UT Permian Basin	18	6-12	1210	67.2
11 Cameron	19	11-8	1294	68.1
12 Midwestern State	18	11-7	1229	68.3
13 UAFS	9	3-6	619	68.8
14 UT Tyler	14	0-14	984	70.3
15 Angelo State	14	1-13	988	70.6

LSC PLAYERS OF THE WEEK

Date	Offensive	Defensive
11/8		

SCORING LEADERS

	GP	Min	FG	3FG	FT	Points	AVG
1 Lexy Hightower (West Texas A&M)	21	620	135	32	62	364	17.3
2 Robinson,Dyani (Tex A&M-Commerce)	15	444	98	12	45	253	16.9
3 Hedge,Maighan (Cameron)	19	647	106	40	61	313	16.5
4 Lenahan,Morgan (Midwestern State)	18	475	101	34	48	284	15.8
5 Kernal,DesiRay (Tex A&M-Commerce)	18	460	88	15	93	284	15.8
6 Schulte,Allie (Lubbock Christian)	23	666	116	31	84	347	15.1
7 Bain,Brooklin (Oklahoma Christian)	15	487	86	15	38	225	15.0
8 Wilson,Hannah (St. Mary's)	15	459	90	0	41	221	14.7
9 Lollie,Mar'Shalia (UAFS)	9	275	51	0	27	129	14.3
10 Heyn,Nicole (Texas A&M Int'l)	16	575	73	51	32	229	14.3

REBOUND LEADERS

	GP	OFF	AVG/G	DEF	AVG/G	TOT.	AVG/G
1 Wilson,Hannah (St. Mary's)	15	61	4.1	100	6.7	161	10.7
2 Heyn,Nicole (Texas A&M International)	16	29	1.8	126	7.9	155	9.7
3 Bain,Brooklin (Oklahoma Christian)	15	33	2.2	109	7.3	142	9.5
4 Stephens,Madelaine (Angelo State)	14	30	2.1	95	6.8	125	8.9
5 Lollie,Mar'Shalia (UAFS)	9	39	4.3	38	4.2	77	8.6
6 Louis,Juliana (Texas A&M-Commerce)	15	55	3.7	66	4.4	121	8.1
7 Kernal,DesiRay (Texas A&M-Commerce)	18	60	3.3	82	4.6	142	7.9
8 Quaadman,Alexus (UT Permian Basin)	18	54	3.0	70	3.9	124	6.9
9 Risley,Haevyn (Midwestern State)	18	35	1.9	80	4.4	115	6.4
10 Abby Spurgin (West Texas A&M)	18	34	1.9	79	4.4	113	6.3

STEALS LEADERS

	GP	No.	AVG/G
1 Schulte,Allie (Lubbock Christian)	23	66	2.9
2 Heyn,Nicole (Texas A&M International)	16	45	2.8
3 Elston,Paige (UAFS)	9	25	2.8
4 Lloyd,Sawyer (Angelo State)	14	38	2.7
5 Lauren Catherman (St. Edward's)	13	35	2.7
6 Charli Becker (St. Edward's)	15	38	2.5
7 Collyer,Maddison (Oklahoma Christian)	15	36	2.4
8 Peck,Tyra (Oklahoma Christian)	15	36	2.4

3FGM LEADERS

	GP	3FGM	AVG/G
1 Duncan,Ashton (Lubbock Christian)	23	69	3.0
2 Heyn,Nicole (Texas A&M International)	16	51	3.2
3 Hedge,Maighan (Cameron)	19	40	2.1
4 Levings,Kendra (Oklahoma Christian)	15	35	2.3
5 Tschritter,Jayde (Texas A&M-Kingsville)	16	34	2.1
6 Lenahan,Morgan (Midwestern State)	18	34	1.9
7 Perkins,Briley (St. Mary's)	15	33	2.2
8 Payne,Janessa (Texas A&M-Kingsville)	16	33	2.1
9 Lovings,Klara (Cameron)	19	33	1.7
10 Lexy Hightower (West Texas A&M)	21	32	1.5

FIELD GOAL LEADERS

	GP	FG	FGA	PCT
1 Schulte,Allie (Lubbock Christian)	23	116	201	.577
2 Lexy Hightower (West Texas A&M)	21	135	254	.531
3 Middleton,Emma (Lubbock Christian)	23	116	223	.520
4 Wilson,Hannah (St. Mary's)	15	90	178	.506
5 Bain,Brooklin (Oklahoma Christian)	15	86	177	.486
6 Pena,Brianna (Texas A&M-Kingsville)	14	77	166	.464

ASSIST LEADERS

	GP	No.	AVG/G
1 Collyer,Maddison (Oklahoma Christian)	15	92	6.1
2 Lloyd,Sawyer (Angelo State)	14	64	4.6
3 Elston,Paige (UAFS)	9	40	4.4
4 Culiver,Mya (St. Mary's)	15	65	4.3
5 Hedge,Maighan (Cameron)	19	79	4.2
6 King,Frances (Midwestern State)	18	72	4.0
7 Jaworska,Patrycja (Texas A&M Int'l)	16	63	3.9
8 Rivers,Mia (Texas A&M-Kingsville)	16	59	3.7
9 Schulte,Allie (Lubbock Christian)	23	83	3.6
10 Lexy Hightower (West Texas A&M)	21	76	3.6

BLOCKS LEADERS

	GP	No.	AVG/G
1 Middleton,Emma (Lubbock Christian)	23	48	2.1
2 Sammie Dufek (St. Edward's)	15	26	1.7
3 Abby Spurgin (West Texas A&M)	18	31	1.7
4 Stephens,Madelaine (Angelo State)	14	19	1.4
5 Williams,Devon (Texas A&M-Kingsville)	14	14	1.0
6 Tac,Agang (Texas A&M-Commerce)	18	17	0.9
7 Campbell,Laurissa (UAFS)	9	8	0.9
8 Risley,Haevyn (Midwestern State)	18	16	0.9
9 Braylyn Dollar (West Texas A&M)	21	18	0.9

3FG% LEADERS

	GP	3FG	3FGA	PCT
1 Payne,Janessa (Tx A&M-Kingsville)	16	33	74	.446
2 Heyn,Nicole (Texas A&M Int'l)	16	51	115	.443
3 Duncan,Ashton (Lubbock Christian)	23	69	165	.418
4 Tschritter,Jayde (Tx A&M-Kingsville)	16	34	89	.382
5 Lloyd,Sawyer (Angelo State)	14	28	75	.373

FT% LEADERS

	GP	FT	FTA	PCT
1 Boyett,Hannah (UAFS)	9	31	35	.886
2 Lexy Hightower (West Texas A&M)	21	62	70	.886
3 Schulte,Allie (Lubbock Christian)	23	84	95	.884
4 Hedge,Maighan (Cameron)	19	61	70	.871
5 Rivers,Mia (Texas A&M-Kingsville)	16	42	50	.840
6 Jenkins,Jordan (Texas Woman's)	11	30	37	.811
7 Middleton,Emma (Lubbock Christian)	23	64	79	.810
8 Kernal,DesiRay (Texas A&M-Commerce)	18	93	115	

LAST TIME OUT: Lady Chaps Are The First-Ever DII Program Undefeated Twice, as Title Claimed in Ohio**LCU Wins Their Third National Title, Defeating Drury in Columbus Again**

LUBBOCK CHRISTIAN -VS- DRURY



69

MAR. 26 - COLUMBUS, OHIO

GREATER COLUMBUS CONV. CENTER

59

Top-seeded and No.1 Lubbock Christian University became the first program in NCAA Division II history to complete two undefeated seasons, as a strong 69-59 victory over No.3-seeded No.2 Drury Friday night inside Greater Columbus Convention Center (GCCC) helped the Lady Chaps claim their third national title in program history. Allie Schulte's 18-point performance led to Most Outstanding Player honors and she was joined on the All-Tournament Team by Emma Middleton, who finished with a double-double (12 points, 10 rebounds). The 23-0 record to complete the season (went 35-0 in 2015-16) allowed LCU to become the fifth program to claim the title in consecutive tournaments (first since Cal Poly Pomona in '01 and '02) and the fifth program to claim at least three titles.

LCU relied on a quick start to the contest. They opened the game 7-of-9 from the field, with five three-pointers nailed in the span. They made four consecutive three-point attempts, with Ashton Duncan and Madelyn Turner each with two during the sequence, which had LCU with a 19-8 lead nearly six minutes into the contest. A much-needed timeout called by Drury appeared to work, as LCU went 4:13 without a point, until Laynee Burr buried a three-pointer at the buzzer to close the opening frame with LCU leading 22-12.

The Lady Chaps had another dry spell in the second quarter after building the lead to 28-14 on an Emma Middleton field goal. They went over four minutes without a point, as Drury went on a 7-0 run to cut LCU's lead to 28-21 with 3:05 left. LCU's defense, holding Drury to 28.6% shooting from the field in the quarter, kept the Panthers to one field goal over the final four minutes of the half and the Lady Chaps took a 32-24 lead into the break.

The two teams traded buckets in the opening three minutes of the second half. Following a Paige Robinson jumper to cut LCU's lead to 38-31, the Lady Chaps went on a 6-0 run, with four of the points from Allie Schulte, who would score six points in the quarter and all from the free-throw line. Each team was 50% from the field in the quarter and LCU headed into the fourth quarter with a 51-38 advantage.

Schulte had five straight points to surge a 7-0 LCU run with 6:26 left, building the LCU lead to 60-39. Give the Panthers credit, as down 21 points, they charged back with a 12-0 run. They made five straight field goals and went on a stretch going 8-of-11 from the field and turning a 12-0 run into a 20-3 run. LCU's one-time 21-point lead evaporated into a 63-59 LCU lead with 57 seconds left. LCU flexed their muscle, kept Drury off the scoreboard the remainder of the game and closed out the game with six free-throws before the celebratory horn sounded.

LCU finished the game with eight three-pointers and was 47.1% (8/17) from long range. They were 48.9% (22/45) from the field. Their defense held Drury to under 40% (39.7%) from the field and to 26 rebounds (second lowest LCU allowed by an opponent this season). LCU had 10 steals and produced a 20-14 scoring advantage in points-off turnover.

Schulte finished with 18 points and was 9-of-10 from the free-throw line after drawing nine fouls. The 18 points places her with 172 career NCAA postseason points, which is second in program history behind Maddi Chitsey (176 points). She finished with 87 points in LCU's five NCAA postseason games this season (17.4 average), which led the team and led to the Most Outstanding Player honors. Schulte joins Nicole Hampton (2016) and Olivia Robertson (2019) as LCU recipients of the honor. The senior guard from Nazareth, Texas also had three steals in the game and moved into fourth place on LCU's career steals list (229).

Middleton was part of the All-Tournament Team for LCU after averaging 16.0 points and 5.4 rebounds. Friday, she notched 12 points and 10 rebounds for her third double-double of the season.

LCU also received double figures from Turner and Duncan. Turner was 5-of-8 from the field and 2-of-2 from three-point range for her 13 points. Duncan had 12 points and two steals in her performance, which helped her conclude the NCAA postseason with a program single-NCAA postseason total 16 three-pointers and she became LCU's all-time leader in NCAA postseason three-pointers with 18.

TURNING POINT

At the close of the 17-3 run, Drury cut LCU's lead to 63-59 with 57 seconds left and Steve Gomez called a timeout to allow LCU to inbound at midcourt. Duncan was fouled on the inbound and she made each of her free-throw attempts. On the ensuing possession, Duncan garnered a steal and was fouled to make a return trip to the free-throw line. She made three of the four free-throws in the stretch and helped LCU take a seven-point lead with 37 seconds left and extended the lead to a three-possession lead.

Drury 59 • 24-2,17-1 GLVC

#	Player	Total		3-Ptr		Rebounds		PF	TP	A	TO	Bk	Stl	Min
		FG-FGA	FG%	FG-FGA	FG%	Off	Def							
23	Azila Lynch	2-3	0-0	0-0	0-0	0	0	0	3	4	0	3	0	20
33	Emily Parker	6-12	1-3	2-2	1	0	1	3	15	2	2	1	0	26
03	Katie Kirkhart	1-5	0-1	0-0	0	1	1	3	2	0	0	0	2	32
14	Paige Robinson	8-17	1-4	3-5	1	5	6	2	20	5	6	0	1	40
21	Payton Richards	3-10	2-6	0-0	0	5	5	3	8	4	2	1	2	31
01	Kelsey Winfrey	1-4	0-0	2-3	2	3	5	5	4	0	0	0	0	22
10	Allie Clevenger	1-3	1-2	0-0	0	1	1	1	3	0	1	0	1	9
20	Lauren Shipley	0-0	0-0	0-0	1	0	1	1	0	1	0	0	0	1
40	Alana Findley	1-4	1-1	0-0	1	4	5	1	3	0	1	1	0	19
Team		0		1		1								
Totals		23-58		6-17		7-10		6		20		26		59

1st - FG %:	6-14	42.9%	2nd: 4-14	28.6%	3rd: 5-10	50.0%	4th: 8-20	40.0%	Game: 23-58	39.7%	Deadball
3FG %:	0-2	0.0%	0-3	0.0%	2-3	66.7%	4-9	44.4%	6-17	35.3%	Rebounds
FT %:	0-0	0.0%	0-0	0.0%	2-2	100.0%	1-2	50.0%	7-10	70.0%	3

Lubbock Christian 69 • 23-0,13-0 Lone S

#	Player	Total		3-Ptr		Rebounds		PF	TP	A	TO	Bk	Stl	Min
		FG-FGA	FG%	FG-FGA	FG%	Off	Def							
04	Emma Middleton	5-11	1-1	1-2	2	8	10	3	12	4	1	3	0	37
22	Juliana Robertson	3-3	0-0	0-2	1	5	6	2	6	1	1	0	2	29
01	Ashton Duncan	2-9	2-7	6-8	0	2	2	3	12	3	3	0	2	35
13	Madelyn Turner	5-8	2-2	1-2	1	3	4	2	13	5	9	0	1	28
12	Allie Schulte	4-7	1-3	9-10	1	5	6	3	18	3	0	3	0	36
05	Laynee Burr	1-3	1-2	0-0	0	2	2	2	3	0	2	0	1	17
14	Channing Cunyus	2-4	1-2	0-0	1	1	2	1	5	1	0	0	1	18
Team		1		3		4								
Totals		22-45		8-17		17-24		7		29		36		69

1st - FG %:	8-13	61.5%	2nd: 4-9	44.4%	3rd: 6-12	50.0%	4th: 4-11	36.4%	Game: 22-45	48.9%	Deadball
3FG %:	6-10	60.0%	0-2	0.0%	1-3	33.3%	1-2	50.0%	8-17	47.1%	Rebounds
FT %:	0-0	0.0%	2-6	33.3%	6-6	100.0%	9-12	75.0%	17-24	70.8%	3

Officials: Nicole Brannon, Amy Sanchez, Ty Bills

Technical fouls: Drury-None, Lubbock Christian-None.

Attendance: 72

Final

2020-21 Women's Basketball, Round: 6, Drury vs Lubbock Christian, Played at Gr

Score by periods	1st	2nd	3rd	4th	Total
Drury	12	12	14	21	59
Lubbock Christian	22	10	19	18	69

	Points	In Point	Off	2nd	Fast	Bench
DRURY	22	14	7	4	10	
LCU	24	20	11	2	8	

Last FG - DRURY 4th-00:57, LCU 4th-02:45.
 Largest lead - DRURY by 2 1st-09:44, LCU by 21 4th-06:26.
 DRURY led for 00:13, LCU led for 39:31. Game was tied for 00:16.

Score tied - 0 times.
 Lead changed - 1 time.



2020-21 FINAL STATISTICS

RECORD:	OVERALL	HOME	AWAY	NEUTRAL
ALL GAMES	22-0	13-0	5-0	4-0
CONFERENCE	13-0	8-0	5-0	0-0
NON-CONFERENCE	9-0	5-0	0-0	4-0

##	Player	gp-gs	min	avg	Total		3-Point		F-Throw		Rebounds				pf	dq	a	to	blk	stl	pts	avg
					fg-fga	fg%	3fg-fga	3fg%	ft-fa	ft%	off	def	tot	avg								
01	Ashton Duncan	22-22	627	28.5	88-200	.440	67-158	.424	14-19	.737	10	43	53	2.4	22	0	35	16	6	22	257	11.7
02	Maci Maddox	15-0	100	6.7	13-25	.520	3-8	.375	3-3	1.000	3	6	9	0.6	5	0	8	7	0	13	32	2.1
03	Audrey Robertson	20-0	176	8.8	12-33	.364	3-14	.214	7-9	.778	17	7	24	1.2	14	0	11	12	0	9	34	1.7
04	Emma Middleton	22-22	553	25.1	111-212	.524	7-24	.292	63-77	.818	25	95	120	5.5	54	1	28	37	45	31	292	13.3
05	Laynee Burr	22-0	353	16.0	39-85	.459	4-16	.250	39-46	.848	18	36	54	2.5	35	1	22	22	1	24	121	5.5
12	Savannah Sumrall	19-0	142	7.5	17-36	.472	12-28	.429	5-6	.833	2	13	15	0.8	9	0	4	8	2	3	51	2.7
13	Madelyn Turner	22-22	573	26.0	49-144	.340	26-90	.289	13-15	.867	14	59	73	3.3	33	0	57	55	1	28	137	6.2
14	Channing Cunyus	20-0	322	16.1	44-94	.468	15-43	.349	15-18	.833	9	33	42	2.1	33	0	20	27	15	19	118	5.9
15	Shaylee Stovall	16-0	84	5.3	4-15	.267	3-10	.300	4-4	1.000	1	4	5	0.3	5	0	11	4	0	1	15	0.9
21	Allie Schulte	22-22	630	28.6	112-194	.577	30-62	.484	75-85	.882	19	69	88	4.0	28	1	80	32	8	63	329	15.0
22	Juliana Robertson	22-22	527	24.0	61-128	.477	4-20	.200	36-42	.857	39	89	128	5.8	53	1	54	35	15	24	162	7.4
23	Brylee Winfrey	16-0	77	4.8	6-23	.261	2-10	.200	5-6	.833	4	9	13	0.8	5	0	7	12	0	6	19	1.2
24	Lara Mason	13-0	62	4.8	12-15	.800	0-0	.000	11-12	.917	3	10	13	1.0	7	0	0	7	4	2	35	2.7
32	Courtney Andersen	2-0	12	6.0	1-1	1.000	0-0	.000	0-0	.000	1	2	3	1.5	3	0	1	0	0	0	2	1.0
34	Whitney Cox	18-0	162	9.0	14-43	.326	0-1	.000	5-13	.385	4	35	39	2.2	18	0	6	8	13	6	33	1.8
Team											24	50	74				11					
Total.....		22	4400		583-1248	.467	176-484	.364	295-355	.831	193	560	753	34.2	324	4	344	293	110	251	1637	74.4
Opponents.....		22	4400		381-1146	.332	99-376	.263	229-306	.748	229	495	724	32.9	346	10	178	458	34	124	1090	49.5

TEAM STATISTICS	LCU	OPP	Date	Opponent	Score	Att.
SCORING	1637	1090	* 12/11/20	ST. MARY'S (TX)	w 88-52	170
Points per game	74.4	49.5	* 12/12/20	ST. MARY'S (TX)	w 67-47	175
Scoring margin	+24.9	-	* 01/02/21	at UT Tyler	w 73-26	155
FIELD GOALS-ATT	583-1248	381-1146	* 01/03/21	at UT Tyler	w 69-48	148
Field goal pct	.467	.332	* 01/14/21	at Angelo St.	w 65-55	329
3 POINT FG-ATT	176-484	99-376	* 01/16/21	ANGELO ST.	w 77-46	726
3-point FG pct	.364	.263	* 01/22/21	TEX. A&M INT'L	w 71-61	571
3-pt FG made per game	8.0	4.5	* 01/23/21	TEX. A&M INT'L	w 85-42	627
FREE THROWS-ATT	295-355	229-306	* 01/27/21	MIDWESTERN ST.	w 84-54	517
Free throw pct	.831	.748	02/11/21	WESTERN N.M.	w 80-23	772
F-Throws made per game	13.4	10.4	02/12/21	WESTERN N.M.	w 75-39	656
REBOUNDS	753	724	* 02/19/21	at Tex. Permian Basin	w 74-43	117
Rebounds per game	34.2	32.9	* 02/20/21	TEX. PERMIAN BASIN	w 72-48	749
Rebounding margin	+1.3	-	* 02/25/21	WEST TEX. A&M	w 68-42	974
ASSISTS	344	178	* 02/27/21	at West Tex. A&M	w 48-45	1000
Assists per game	15.6	8.1	03/02/21	ST. MARY'S (TX)	w 76-52	979
TURNOVERS	293	458	03/05/21	CAMERON	w 84-69	981
Turnovers per game	13.3	20.8	03/06/21	TEX. A&M-COMMERCE	w 78-57	994
Turnover margin	+7.5	-	03/13/21	vs Cameron	w 96-66	300
Assist/turnover ratio	1.2	0.4	03/15/21	vs Southwestern Okla.	w 78-65	400
STEALS	251	124	03/23/21	vs Daemen	w 66-49	72
Steals per game	11.4	5.6	03/24/21	vs Central Mo.	w 63-61	72
BLOCKS	110	34				
Blocks per game	5.0	1.5				
ATTENDANCE	8891	2593				
Home games-Avg/Game	13-684	5-350				
Neutral site-Avg/Game	-	4-211				

* = Conference game

Score by Periods	1st	2nd	3rd	4th	Totals
Lubbock Christian	399	395	440	403	1637
Opponents	229	247	290	324	1090

OPPONENT BREAKDOWN

Montevallo (20-21: 14-7, 13-4)



Location: Montevallo, Ala.
Enrollment: 2,600
Head Coach: Gary Van Atta
Assistant Coach: Matt Durkin

ALL-TIME MEETINGS

Date	Winner	Score
No Prior Meetings		

ROSTER

#	Name	Pos.	Ht.	Year	Hometown	H.S.
1	Jennifer Andrew	F	5-10	Sr.	Birmingham, Ala.	Hoover H.S.
2	Sara Strohmeier	SG	5-8	Jr.	Auburn, Ala.	Auburn
3	Tiara McLeod	F	6-1	Sr.	Ozark, Ala.	Carroll H.S.
4	Anna Katherine (A.K.) Eastman	G	5-6	So.	Cullman, Ala.	Cullman H.S.
5	Marisa Snodgrass	G	5-4	Jr.	Hazel Green, Ala.	Hazel Green
11	Kiya Sain	G	5-7	Sr.	Jackson, Tennessee	Southside H.S.
12	Shyan Flack	F	6-1	Sr.	Somerville, Ala.	Brewer H.S.
14	Leisha Steger	F	5-11	So.	Somerville, Ala.	Brewer H.S.
20	Miriam Oldacre	G	5-8	So.	West Point, Ala.	West Point H.S.
21	McCarley Northway	F	5-10	Jr.	Somerville, Ala.	Brewer
22	Savannah Lee	F	6-1	Sr.	Jackson, Tennessee	Trinity Christian Acad.
23	Jordan Jones	G	5-9	Sr.	Helena, Ala.	Helena H.S.
25	Alyssa Williams	F	6-0	Sr.	Egan, LA	Notre Dame H.S.
30	Elizabeth Hill	F	5-11	So.	Cullman, Ala.	Cold Springs H.S.
33	Michaela Edwards	G	5-9	Jr.	Birmingham, Ala.	Hamilton Heights

TEAM STATISTICS

Overall Record: 14-7 Conf: 14-5 Home: 7-3 Away: 7-3 Neutral: 0-1

#	Player	GP-GS	MIN	AVG	FG		3PT		FT		Rebounds				PF	DQ	A	TO	BLK	STL	PTS	AVG
					FG-FGA	FG%	3FG-FGA	3FG%	FT-FTA	FT%	OFF	DEF	TOT	AVG								
3	Jones, Jordan	21-21	567	27.0	104-244	.426	23-73	.315	61-75	.813	25	74	99	4.7	51	0	45	50	4	37	292	13.9
1	Sain, Kiya	20-20	591	29.6	82-213	.385	23-70	.329	60-69	.870	27	69	96	4.8	44	0	39	56	2	44	247	12.4
5	Snodgrass, Marisa	21-21	718	34.2	76-211	.360	43-131	.328	53-67	.791	25	43	68	3.2	41	0	98	49	3	53	248	11.8
2	Lee, Savannah	21-21	443	21.1	81-200	.405	17-55	.309	33-47	.702	44	77	121	5.8	39	0	12	23	13	12	212	10.1
1	Andrew, Jennifer	21-0	318	15.1	51-118	.432	0-1	.000	64-89	.719	32	39	71	3.4	47	1	11	26	3	18	166	7.9
3	Smith, Kourtne	21-21	453	21.6	52-111	.468	4-14	.286	18-30	.600	41	85	126	6.0	54	0	29	29	11	39	126	6.0
3	McLeod, Tiara	19-0	151	7.9	27-56	.482	0-1	.000	6-15	.400	25	30	55	2.9	16	0	5	11	2	6	60	3.2
3	Hill, Elizabeth	14-0	118	8.4	13-43	.302	12-38	.316	2-4	.500	3	15	18	1.3	16	0	8	11	3	9	40	2.9
3	Edwards, Michaela	19-1	168	8.8	19-50	.380	6-24	.250	11-15	.733	11	15	26	1.4	9	0	8	13	0	6	55	2.9
4	Eastman, Anna Katherine	21-0	305	14.5	15-55	.273	12-46	.261	9-12	.750	6	15	21	1.0	25	0	17	17	1	9	51	2.4
2	Flack, Shyan	17-0	190	11.2	17-58	.293	1-11	.091	3-8	.375	16	28	44	2.6	25	0	9	14	7	6	38	2.2
5	Williams, Alyssa	10-0	50	5.0	8-15	.533	1-3	.333	0-1	.000	3	6	9	0.9	6	0	2	4	0	1	17	1.7
4	Steger, Leisha	6-0	27	4.5	3-4	.750	1-2	.500	1-2	.500	0	2	2	0.3	4	0	2	2	0	2	8	1.3
1	Northway, McCarley	7-0	41	5.9	2-10	.200	1-3	.333	2-4	.500	7	8	15	2.1	3	0	7	6	1	3	7	1.0
0	Oldacre, Miriam	4-0	27	6.8	1-4	.250	0-2	.000	1-2	.500	2	4	6	1.5	4	0	0	4	1	1	3	0.8
2	Strohmeier, Sara	8-0	33	4.1	0-8	.000	0-4	.000	1-2	.500	1	2	3	0.4	4	0	5	4	1	0	1	0.1
Total		21	4200	200.0	551-1400	.394	144-478	.301	325-442	.735	309	559	868	41.3	388	1	297	325	52	246	1571	74.81
Opponents			4200	200.0	485-1243	.390	134-472	.284	285-406	.702	246	597	843	40.1	407	11	262	442	67	150	1389	66.14

2020-2021 RESULTS

Conf	Date	Opponent	W/L	Score
*	12/09/20	WEST GA.	L	72-77
*	12/16/20	VALDOSTA ST.	L	61-62
*	12/19/20	at Shorter	W	91-46
*	01/08/21	at West Florida	W	92-50
*	01/09/21	at West Florida	W	82-62
*	01/15/21	at West Ga.	W	89-71
*	01/16/21	at West Ga.	W	91-74
*	01/23/21	WEST ALA.	L	65-74
*	01/30/21	LEE	W	75-69
*	01/31/21	LEE	W	82-75
*	02/05/21	at Valdosta State	L	71-85
*	02/06/21	at Valdosta State	W	78-70
*	02/12/21	WEST FLORIDA	W	62-57
*	02/13/21	WEST FLORIDA	W	72-58
*	02/19/21	at Lee	L	59-73
*	02/20/21	at Lee	W	74-60
*	02/26/21	SHORTER	W	82-70
*	02/27/21	SHORTER	W	73-58
*	03/02/21	ALA.-HUNTSVILLE	W	69-60
	03/05/21	at Union (TN)	L	66-68
	03/12/21	vs Union (TN)	L	65-70

* = Conference game

OPPONENT BREAKDOWN

Montana State Billings (5-3, 0-0)



Location: Billings, Mont.
 Enrollment: 4,000
 Head Coach: Kevin Woodin
 Assoc. Head Coach: Alisha Breen

ALL-TIME MEETINGS

Date	Winner	Score
No Prior Meetings		

ROSTER

#	Full Name	Ht.	Yr.	Exp.	Pos.	Hometown	Previous School
2	Skylar Patton	5-5	JR	1V	G	Houston, Texas	Gillette College
5	Aspen Giese	5-8	FR	HS	G	Fort Benton, Mont.	Fort Benton HS
11	Chloe Williams	5-10	FR	HS	G	Liberty Lake, Wash.	Central Valley HS
12	Shayla Montague	5-11	SO	2V	G	Billings, Mont.	Billings West HS
14	Kortney Nelson	5-8	FR	1V	G	Scobey, Mont.	Scobey HS
15	Cariann Kunkel	5-10	JR	1V	F	Hamilton, Mont.	Wenatchee Valley CC
20	Taryn Shelley	6-3	SR	3V	F	Shoreline, Wash.	Wash. State
21	Danielle Zahn	5-5	SO	2v	G	Florence, Mont.	Florence-Carlton HS
25	Addison Gardner	5-7	SR	3V	G	Great Falls, Mont.	Charles M. Russell HS
30	Dyauni Boyce	5-11	FR	1V	F	Winifred, Mont.	Winifred HS
33	Natalie Andreas	6-0	SO	JC	F/G	Yakima, Wash.	Wenatchee Valley Coll.
34	Shannon Reny	6-0	SR	3V	F	Libby, Mont.	Libby HS
43	Marie Five	6-0	FR	1V	F	Crow Agency, Mont.	Hardin HS

TEAM STATISTICS

Overall Record: 5-3 Conf: 0-0 Home: 3-2 Away: 2-1 Neutral: 0-0

#	Player	GP-GS	MIN	AVG	FG		3PT		FT		Rebounds				PF	DQ	A	TO	BLK	STL	PTS	AVG
					FG-FGA	FG%	3FG-FGA	3FG%	FT-FTA	FT%	OFF	DEF	TOT	AVG								
20	Shelley, Taryn	8-8	207	25.9	58-99	.586	4-10	.400	23-33	.697	13	47	60	7.5	25	1	10	19	12	4	143	17.9
15	Kunkel, Cariann	8-8	262	32.8	39-82	.476	7-19	.368	27-37	.730	19	41	60	7.5	14	0	33	29	0	13	112	14.0
12	Montague, Shayla	4-4	124	31.0	20-44	.455	12-30	.400	4-7	.571	3	21	24	6.0	2	0	11	4	6	1	56	14.0
02	Patton, Skylar	8-6	250	31.3	23-61	.377	4-22	.182	22-30	.733	8	18	26	3.3	22	1	23	47	0	11	72	9.0
30	Boyce, Dyauni	8-2	183	22.9	25-51	.490	7-14	.500	14-22	.636	10	28	38	4.8	17	1	11	13	0	5	71	8.9
21	Zahn, Danielle	3-2	79	26.3	7-28	.250	3-14	.214	8-11	.727	0	4	4	1.3	2	0	10	7	0	1	25	8.3
25	Gardner, Addison	8-7	218	27.3	17-55	.309	11-36	.306	8-10	.800	8	24	32	4.0	15	0	18	16	0	3	53	6.6
14	Nelson, Kortney	5-3	127	25.4	3-20	.150	0-8	.000	5-8	.625	7	22	29	5.8	10	0	9	11	2	6	11	2.2
34	Reny, Shannon	8-0	81	10.1	6-18	.333	0-3	.000	3-6	.500	5	11	16	2.0	10	0	5	7	0	3	15	1.9
22	Gulick, Kali	8-0	52	6.5	5-19	.263	0-0	.000	0-0	.000	6	5	11	1.4	4	0	2	5	3	0	10	1.3
43	Five, Marie	6-0	17	2.8	1-2	.500	0-0	.000	0-0	.000	0	2	2	0.3	0	0	1	1	0	0	2	0.3
Total		8	1600	200.0	204-479	.426	48-156	.308	114-164	.695	85	227	312	39.0	121	3	133	162	23	47	570	71.25
Opponents			1600	200.0	209-522	.400	38-169	.225	88-121	.727	71	171	242	30.3	157	4	102	114	26	84	544	68.00

2020-2021 RESULTS

Conf	Date	Opponent	W/L	Score
	01/29/21	LEWIS-CLARK ST.	L	49-56
	01/30/21	LEWIS-CLARK ST.	W	77-69
	02/10/21	at Rocky Mountain	W	70-68
	02/17/21	ROCKY MOUNTAIN	W	69-57
	02/26/21	NORTHWEST NAZARENE	W	79-62
	02/27/21	NORTHWEST NAZARENE	L	74-78
	03/05/21	at Northwest Nazarene	W	80-79
	03/06/21	at Northwest Nazarene	L	72-75

* = Conference game

OPPONENT BREAKDOWN

Tampa (7-0, 0-0)



Location: Tampa, Fla.
Enrollment: 9,600
Head Coach: Tom Jessee
Assistant Coach: Caitlyn Mitryk

ALL-TIME MEETINGS

Date	Winner	Score
No Prior Meetings		

ROSTER

0	Kayla Bonilla	G	5-0	Sr.	Columbus, Ga.	Shaw HS	Valdosta St.
1	Mya Giusto	G	5-5	So.	Naples, Fla.	Gulf Coast HS	
2	Aliyah Abney	G	5-9	Sr.	Rochester, N.Y.	Freedom HS	Charleston Southern
3	Stephanie Theodossakos	F	5-10	Fr.	Boca Raton, Fla.	St Andrews	
5	Audrey Ramsey	G	5-6	Fr.	Boca Raton, Fla.	Boca Raton HS	
13	Dori Nagy	F	6-2	Sr.	Pécs, Hungary	PTE Deak	South Florida
14	Karli Cauley	G	5-4	Jr.	Lincoln University, Pa.	Caravel Acad.	
22	Sofia Allen	G/F	5-11	Fr.	Covington, Ky.	Scott HS	
23	LaShayla Wright-Ponder	F	6-0	Gr.	Bloomington, Minn.	J.F. Kennedy HS	Hampton /So. Dakota
24	Melijah Sullivan	G	5-11	Jr.	Bartow, Fla.	Winter Haven HS	
25	Terri Battle	C	6-1	Sr.	Chicago, Ill.	Simeon Acad.	Bowling Green St.
30	Silvia Ferreiros	G	5-7	Jr.	Lugo, Spain	Colegio San Jose	Mary. Baltimore Co.
32	Danielle Delano	G	5-9	Sr.	Enfield, Conn.	Enfield HS	Central Conn. St.
33	Eleanore Marciszewski	G	6-0	Jr.	Sainte-Julie, Quebec	Dawson College	James Madison
35	Rory O'Hara	F	5-10	Fr.	Fort Thomas, Ky.	Highlands HS	
44	Erin Antosh	C	6-3	Jr.	Townsend, Mass.	Lawrence Acad.	Delaware

TEAM STATISTICS

No.	Player	Total					3-Point		Free Throw		Rebounds				A/G				
		GP	GS	MIN	AVG	FG-FGA	PCT	3FG-3FGA	PCT	FT-FTA	PCT	OFF	DEF	TOT	AVG	PF	DD	A	G
24	Melijah Sullivan.....	7	7	225	32.1	47-78	60.3	1-1	100.0	16-20	80.0	5	42	47	6.7	13	-	29	4
	Conference Only.....	-	-	-	-	0-0	-	0-0	-	0-4	-	-	-	-	-	-	-	-	-
13	Dori Nagy.....	2	-	59	29.5	9-19	47.4	0-0	-	9-14	64.3	5	14	19	9.5	3	-	7	3.5
	Conference Only.....	-	-	-	-	0-0	-	0-0	-	-	-	-	-	-	-	-	-	-	-
23	LaShayla Wright-Ponder	6	5	140	23.3	36-72	50.0	0-1	0.0	7-11	63.6	10	35	45	7.5	8	-	3	8.5
	Conference Only.....	-	-	-	-	0-0	-	0-0	-	-	-	-	-	-	-	-	-	-	-
02	Aliyah Abney.....	7	7	192	27.4	23-63	36.5	4-15	26.7	14-17	82.4	5	16	21	3.0	15	-	27	3.9
	Conference Only.....	-	-	-	-	0-0	-	0-0	-	-	-	-	-	-	-	-	-	-	-
05	Audrey Ramsey.....	7	1	185	26.4	18-42	42.9	10-21	47.6	4-8	50.0	0	17	17	2.4	8	-	10	1.4
	Conference Only.....	-	-	-	-	0-0	-	0-0	-	-	-	-	-	-	-	-	-	-	-
01	Mya Giusto.....	7	6	156	22.3	16-27	59.3	5-11	45.5	9-12	75.0	0	14	14	2.0	16	-	15	2.1
	Conference Only.....	-	-	-	-	0-0	-	0-0	-	-	-	-	-	-	-	-	-	-	-
44	Erin Antosh.....	6	1	51	8.5	12-24	50.0	0-0	-	15-21	71.4	4	13	17	2.8	6	-	2	0.3
	Conference Only.....	-	-	-	-	0-0	-	0-0	-	-	-	-	-	-	-	-	-	-	-
03	Julia Ingram.....	7	7	232	33.1	15-29	51.7	9-22	40.9	5-6	83.3	0	6	6	0.9	8	-	14	2.0
	Conference Only.....	-	-	-	-	0-0	-	0-0	-	-	-	-	-	-	-	-	-	-	-
25	Terri Battle.....	6	1	68	11.3	13-17	76.5	0-0	-	8-13	61.5	8	22	30	5.0	10	-	5	0.8
	Conference Only.....	-	-	-	-	0-0	-	0-0	-	-	-	-	-	-	-	-	-	-	-
30	Silvia Ferrerios.....	5	-	29	5.8	6-11	54.5	4-9	44.4	0-0	-	1	2	3	0.6	1	-	0	0.0
	Conference Only.....	-	-	-	-	0-0	-	0-0	-	-	-	-	-	-	-	-	-	-	-
12	Jasida Burgess.....	4	-	27	6.8	2-7	28.6	0-1	0.0	1-1	100.0	0	3	3	0.8	2	-	1	0.3
	Conference Only.....	-	-	-	-	0-0	-	0-0	-	-	-	-	-	-	-	-	-	-	-
11	Anna Popovic.....	5	-	37	7.4	1-1	100.0	0-0	-	1-2	50.0	2	11	13	2.6	3	-	4	0.8
	Conference Only.....	-	-	-	-	0-0	-	0-0	-	-	-	-	-	-	-	-	-	-	-
Total.....		7	7	1401		198-390	50.8	33-81	40.7	89-125	71.2	53	212	265	37.9	93	0	117	16.7
	Conference Only.....	-	-	-	-	0-0	-	0-0	-	-	-	-	-	-	-	-	-	-	-
	Opponents.....	7	7	1401		163-444	36.7	45-146	30.8	55-86	64.0	82	168	242	34.6	126	4	66	9.4
	Conference Only.....	-	-	-	-	0-0	-	0-0	-	-	-	-	-	-	-	-	-	-	-

2020-2021 RESULTS

DATE	OPPONENT	SCORE
Feb 17	Saint Leo	
Feb 20	at Barry	
Feb 24	Palm Beach Atlantic	
Feb 27	at Florida Tech	
Mar 3	Palm Beach Atlantic	<u>W, 66-57</u>
Mar 3	Florida Southern	
Mar 6	Barry	<u>W, 66-46</u>
Mar 10	Saint Leo	<u>W, 85-78</u>
Mar 13	Florida Tech	<u>W, 91-54</u>
Mar 16	Florida Southern	<u>W, 75-74</u>
Mar 18	Saint Leo	<u>W, 71-67</u>
Mar 21	Palm Beach Atlantic	<u>W, 64-50</u>

CAREER STATISTICS

BURR, Laynee

				Field Goals		3-Point		F-Throws		Rebounds										Scoring	
SEASON	TEAM	GP-GS	MIN/AVG	FG-FGA	FG%	3FG-3FGA	3FG%	FT-FTA	FT%	OFF	DEF	TOT	AVG	PF-FO	A	TO	BLK	STL		PTS	AVG
2018-19	LCU	25-0	194/7.8	22-49	.449	9-21	.429	12-15	.800	5	4	9	0.4	14-0	9	14	1	11		65	2.6
2019-20	LCU	31-0	474/15.3	51-109	.468	7-30	.233	36-49	.735	11	30	41	1.3	43-0	29	28	1	18		145	4.7
2020-21	LCU	23-0	371/16.1	40-88	.455	5-18	.278	39-46	.848	18	38	56	2.4	37-1	22	24	1	25		124	5.4
TOTAL		79-0	1039/13.1	113-246	.459	21-69	.304	87-110	.791	34	72	106	1.3	94-1	60	66	3	54		334	4.2

Single Game Highs

Statistic	Value	
Points	12	vs UC-Colo. Springs 11/15/19
Rebounds	5	4 times
Assists	5	vs Tex. Permian Basin 01/04/20
Steals	4	vs Midwestern St. 01/27/21
Blocks	1	at Western Wash. 12/17/18, at Western N.M. 02/29/20, vs St. Mary's (TX) 03/02/21
FG Made	5	vs UC-Colo. Springs 11/15/19
FG Attempts	8	vs Tex. A&M-Kingsville 02/22/20, vs Daemen 03/23/21
3FG Made	2	vs UC-Colo. Springs 11/15/19
3FG Attempts	4	vs Eastern N.M. 12/31/18
FT Made	6	vs Tex. A&M Int'l 01/22/21, vs Cameron 03/05/21
FT Attempts	8	vs Tex. A&M Int'l 01/22/21

COX, Whitney

				Field Goals		3-Point		F-Throws		Rebounds										Scoring	
SEASON	TEAM	GP-GS	MIN/AVG	FG-FGA	FG%	3FG-3FGA	3FG%	FT-FTA	FT%	OFF	DEF	TOT	AVG	PF-FO	A	TO	BLK	STL		PTS	AVG
2019-20	LCU	15-0	107/7.1	8-32	.250	0-5	.000	5-8	.625	5	21	26	1.7	13-0	3	3	9	3		21	1.4
2020-21	LCU	18-0	161/9.0	14-43	.326	0-1	.000	5-13	.385	4	35	39	2.2	18-0	6	8	13	6		33	1.8
TOTAL		33-0	268/8.1	22-75	.293	0-6	.000	10-21	.476	9	56	65	2.0	31-0	9	11	22	9		54	1.6

Single Game Highs

Statistic	Value	
Points	5	vs Western N.M. 02/11/21
Rebounds	5	vs St. Mary's (TX) 12/11/20
Assists	1	9 times
Steals	2	vs Western N.M. 02/11/21
Blocks	3	vs Tex. A&M Int'l 01/23/21, vs St. Mary's (TX) 12/11/20, vs Angelo St. 01/16/21
FG Made	2	6 times
FG Attempts	7	vs St. Mary's (TX) 12/12/20
3FG Attempts	1	6 times
FT Made	2	4 times
FT Attempts	4	at Cameron 12/19/19, vs Tex. A&M-Commerce 03/06/21

LUBBOCK CHRISTIAN UNIVERSITY WOMEN'S BASKETBALL GAME NOTES
CUNYUS, Channing

				Field Goals		3-Point		F-Throws		Rebounds										Scoring	
SEASON	TEAM	GP-GS	MIN/AVG	FG-FGA	FG%	3FG-3FGA	3FG%	FT-FTA	FT%	OFF	DEF	TOT	AVG	PF-FO	A	TO	BLK	STL	PTS	AVG	
2018-19	LCU	22-0	158/7.2	17-29	.586	2-5	.400	14-20	.700	4	33	37	1.7	15-0	16	10	0	11	50	2.3	
2019-20	LCU	31-0	402/13.0	44-89	.494	19-39	.487	14-16	.875	14	48	62	2.0	33-0	34	22	9	12	121	3.9	
2020-21	LCU	21-0	342/16.3	46-98	.469	16-45	.356	15-18	.833	10	34	44	2.1	34-0	21	27	15	20	123	5.9	
TOTAL		74-0	902/12.2	107-216	.495	37-89	.416	43-54	.796	28	115	143	1.9	82-0	71	59	24	43	294	4.0	

Single Game Highs

Statistic	Value	
Points	14	vs St. Mary's (TX) 03/02/21
Rebounds	7	vs Tex. A&M Int'l 02/09/19
Assists	5	vs St. Mary's (TX) 01/23/20
Steals	3	at Texas-Tyler 02/01/20, vs St. Mary's (TX) 03/02/21
Blocks	2	5 times
FG Made	5	vs Tex. Permian Basin 01/04/20, vs Cameron 03/05/21, vs St. Mary's (TX) 03/02/21
FG Attempts	9	vs Cameron 03/05/21
3FG Made	4	vs St. Mary's (TX) 03/02/21
3FG Attempts	6	vs St. Mary's (TX) 03/02/21
FT Made	4	at Ark.-Fort Smith 02/14/19, vs Cameron 03/13/21
FT Attempts	6	vs Cameron 03/13/21

DUNCAN, Ashton

				Field Goals		3-Point		F-Throws		Rebounds										Scoring	
SEASON	TEAM	GP-GS	MIN/AVG	FG-FGA	FG%	3FG-3FGA	3FG%	FT-FTA	FT%	OFF	DEF	TOT	AVG	PF-FO	A	TO	BLK	STL	PTS	AVG	
2017-18	LCU	18-0	118/6.6	15-39	.385	12-28	.429	1-2	.500	4	19	23	1.3	10-0	11	5	2	9	43	2.4	
2018-19	LCU	31-0	302/9.7	38-121	.314	26-93	.280	8-13	.615	12	23	35	1.1	14-0	17	12	2	7	110	3.5	
2019-20	LCU	31-27	774/25.0	105-222	.473	79-182	.434	9-11	.818	7	53	60	1.9	46-0	42	27	5	24	298	9.6	
2020-21	LCU	23-23	664/28.9	90-209	.431	69-165	.418	20-27	.741	10	45	55	2.4	25-0	38	19	6	24	269	11.7	
TOTAL		103-50	1859/18.0	248-591	.420	186-468	.397	38-53	.717	33	140	173	1.7	95-0	108	63	15	64	720	7.0	

Single Game Highs

Statistic	Value	
Points	26	vs St. Mary's (TX) 12/11/20
Rebounds	8	vs Daemen 03/23/21
Assists	6	vs Tex. A&M Int'l 02/20/20, vs St. Mary's (TX) 03/02/21
Steals	3	4 times
Blocks	2	vs Central Mo. 03/24/21
FG Made	10	at Angelo St. 11/23/19
FG Attempts	16	at Angelo St. 11/23/19, vs Tex. A&M Int'l 01/22/21
3FG Made	8	vs St. Mary's (TX) 12/11/20
3FG Attempts	13	vs Cameron 03/05/21
FT Made	6	vs Drury 03/26/21
FT Attempts	8	vs Drury 03/26/21

MADDOX, Maci

				Field Goals		3-Point		F-Throws		Rebounds									Scoring	
SEASON	TEAM	GP-GS	MIN/AVG	FG-FGA	FG%	3FG-3FGA	3FG%	FT-FTA	FT%	OFF	DEF	TOT	AVG	PF-FO	A	TO	BLK	STL	PTS	AVG
2020-21	LCU	15-0	98/6.6	13-25	.520	3-8	.375	3-3	1.000	3	6	9	0.6	5-0	8	7	0	13	32	2.1
TOTAL		15-0	98/6.6	13-25	.520	3-8	.375	3-3	1.000	3	6	9	0.6	5-0	8	7	0	13	32	2.1

Single Game Highs

Statistic	Value	
Points	7	vs Tex. A&M Int'l 01/23/21
Rebounds	2	at Texas-Tyler 01/02/21
Assists	2	vs St. Mary's (TX) 12/11/20, vs St. Mary's (TX) 12/12/20, vs Western N.M. 02/12/21
Steals	4	at Texas-Tyler 01/03/21
FG Made	2	vs Tex. A&M Int'l 01/23/21, at Texas-Tyler 01/02/21, vs St. Mary's (TX) 03/02/21
FG Attempts	3	4 times
3FG Made	1	vs St. Mary's (TX) 12/12/20, vs Midwestern St. 01/27/21, at Texas-Tyler 01/03/21
3FG Attempts	2	at Texas-Tyler 01/03/21
FT Made	3	vs Tex. A&M Int'l 01/23/21
FT Attempts	3	vs Tex. A&M Int'l 01/23/21

ROBERTSON, Audrey

				Field Goals		3-Point		F-Throws		Rebounds									Scoring	
SEASON	TEAM	GP-GS	MIN/AVG	FG-FGA	FG%	3FG-3FGA	3FG%	FT-FTA	FT%	OFF	DEF	TOT	AVG	PF-FO	A	TO	BLK	STL	PTS	AVG
2020-21	LCU	20-0	177/8.9	12-33	.364	3-14	.214	7-9	.778	17	7	24	1.2	14-0	11	12	0	9	34	1.7
TOTAL		20-0	177/8.9	12-33	.364	3-14	.214	7-9	.778	17	7	24	1.2	14-0	11	12	0	9	34	1.7

Single Game Highs

Statistic	Value	
Points	6	vs St. Mary's (TX) 12/11/20
Rebounds	4	at Texas-Tyler 01/02/21, at Texas-Tyler 01/03/21
Assists	6	at Texas-Tyler 01/02/21
Steals	2	at Texas-Tyler 01/02/21
FG Made	3	vs St. Mary's (TX) 12/11/20
FG Attempts	4	vs Angelo St. 01/16/21, at Texas-Tyler 01/03/21
3FG Made	1	vs St. Mary's (TX) 12/12/20, vs Angelo St. 01/16/21, at Texas-Tyler 01/03/21
3FG Attempts	3	vs Angelo St. 01/16/21
FT Made	3	at Tex. Permian Basin 02/19/21
FT Attempts	3	at Tex. Permian Basin 02/19/21

ROBERTSON, Juliana

			Field Goals		3-Point		F-Throws		Rebounds									Scoring		
SEASON	TEAM	GP-GS	MIN/AVG	FG-FGA	FG%	3FG-3FGA	3FG%	FT-FTA	FT%	OFF	DEF	TOT	AVG	PF-FO	A	TO	BLK	STL	PTS	AVG
2017-18	LCU	19-0	103/5.4	8-18	.444	0-2	.000	6-8	.750	10	26	36	1.9	14-0	8	17	2	5	22	1.2
2018-19	LCU	37-2	629/17.0	61-116	.526	3-12	.250	49-71	.690	50	92	142	3.8	56-0	53	47	16	26	174	4.7
2019-20	LCU	29-16	474/16.3	34-77	.442	4-12	.333	28-42	.667	33	93	126	4.3	54-1	39	33	22	12	100	3.4
2020-21	LCU	23-23	557/24.2	64-131	.489	4-20	.200	36-44	.818	40	94	134	5.8	55-1	55	36	15	26	168	7.3
TOTAL		108-41	1763/16.3	167-342	.488	11-46	.239	119-165	.721	133	305	438	4.1	179-2	155	133	55	69	464	4.3

Single Game Highs

Statistic	Value	
Points	16	vs Southwestern Okla. 03/15/21
Rebounds	12	vs Southwestern Okla. 11/16/19, vs Southwestern Okla. 03/15/21
Assists	8	vs St. Mary's (TX) 12/11/20
Steals	4	vs Tex. A&M-Commerce 03/06/21
Blocks	4	vs Southwestern Okla. 11/16/19
FG Made	6	vs Southwestern Okla. 03/15/21
FG Attempts	11	vs Southwestern Okla. 03/15/21
3FG Made	1	11 times
3FG Attempts	5	vs Western N.M. 02/12/21
FT Made	6	vs Tex. A&M Int'l 03/07/19, vs Midwestern St. 01/27/21
FT Attempts	8	vs Tex. A&M Int'l 03/07/19

SCHULTE, Allie

				Field Goals		3-Point		F-Throws		Rebounds										Scoring	
SEASON	TEAM	GP-GS	MIN/AVG	FG-FGA	FG%	3FG-3FGA	3FG%	FT-FTA	FT%	OFF	DEF	TOT	AVG	PF-FO	A	TO	BLK	STL	PTS	AVG	
2017-18	LCU	32-0	399/12.5	32-72	.444	13-36	.361	16-25	.640	15	37	52	1.6	29-0	36	20	2	23	93	2.9	
2018-19	LCU	37-36	1023/27.7	138-252	.548	60-116	.517	55-71	.775	33	78	111	3.0	59-0	110	77	10	67	391	10.6	
2019-20	LCU	31-31	859/27.7	148-291	.509	41-88	.466	44-56	.786	24	106	130	4.2	41-1	94	61	10	73	381	12.3	
2020-21	LCU	23-23	668/29.0	116-201	.577	31-65	.477	84-95	.884	20	74	94	4.1	31-1	83	35	8	66	347	15.1	
TOTAL		123-90	2949/24.0	434-816	.532	145-305	.475	199-247	.806	92	295	387	3.1	160-2	323	193	30	229	1212	9.9	

Single Game Highs

Statistic	Value	
Points	24	vs Central Mo. 03/24/21
Rebounds	9	vs Southern Nazarene 11/29/19, vs St. Edward's 01/25/20
Assists	9	vs Colorado St.-Pueblo 11/10/18
Steals	6	vs Midwestern St. 01/27/21
Blocks	3	vs Tex. Permian Basin 02/20/21
FG Made	9	vs St. Edward's 01/25/20
FG Attempts	18	vs Angelo St. 01/11/20
3FG Made	6	at Texas-Tyler 01/03/21
3FG Attempts	7	6 times
FT Made	9	vs Drury 03/26/21
FT Attempts	10	vs Drury 03/26/21

STOVALL, Shaylee

				Field Goals		3-Point		F-Throws		Rebounds									Scoring	
SEASON	TEAM	GP-GS	MIN/AVG	FG-FGA	FG%	3FG-3FGA	3FG%	FT-FTA	FT%	OFF	DEF	TOT	AVG	PF-FO	A	TO	BLK	STL	PTS	AVG
2020-21	LCU	16-0	86/5.4	4-15	.267	3-10	.300	4-4	1.000	1	4	5	0.3	5-0	11	4	0	1	15	0.9
TOTAL		16-0	86/5.4	4-15	.267	3-10	.300	4-4	1.000	1	4	5	0.3	5-0	11	4	0	1	15	0.9

Single Game Highs

Statistic	Value	
Points	3	vs St. Mary's (TX) 12/11/20, vs Tex. A&M-Commerce 03/06/21, vs Cameron 03/13/21
Rebounds	2	at Texas-Tyler 01/02/21
Assists	2	vs Tex. A&M Int'l 01/23/21, vs Western N.M. 02/12/21
Steals	1	at Tex. Permian Basin 02/19/21
FG Made	1	4 times
FG Attempts	3	vs St. Mary's (TX) 12/11/20
3FG Made	1	vs St. Mary's (TX) 12/11/20, vs Tex. A&M-Commerce 03/06/21, vs Cameron 03/13/21
3FG Attempts	2	vs St. Mary's (TX) 12/11/20
FT Made	2	vs St. Mary's (TX) 12/12/20, vs Midwestern St. 01/27/21
FT Attempts	2	vs St. Mary's (TX) 12/12/20, vs Midwestern St. 01/27/21

LUBBOCK CHRISTIAN UNIVERSITY WOMEN'S BASKETBALL GAME NOTES
SUMRALL, Savannah

				Field Goals		3-Point		F-Throws		Rebounds										Scoring	
SEASON	TEAM	GP-GS	MIN/AVG	FG-FGA	FG%	3FG-3FGA	3FG%	FT-FTA	FT%	OFF	DEF	TOT	AVG	PF-FO	A	TO	BLK	STL	PTS	AVG	
2019-20	LCU	14-0	83/5.9	7-15	.467	3-8	.375	5-6	.833	1	8	9	0.6	3-0	4	10	0	1	22	1.6	
2020-21	LCU	19-0	142/7.5	17-36	.472	12-28	.429	5-6	.833	2	13	15	0.8	9-0	4	8	2	3	51	2.7	
TOTAL		33-0	225/6.8	24-51	.471	15-36	.417	10-12	.833	3	21	24	0.7	12-0	8	18	2	4	73	2.2	

Single Game Highs

Statistic	Value	
Points	12	at Texas-Tyler 01/02/21
Rebounds	4	at Texas-Tyler 01/03/21
Assists	1	8 times
Steals	1	4 times
Blocks	1	vs Angelo St. 01/16/21, vs Cameron 03/13/21
FG Made	4	at Texas-Tyler 01/02/21
FG Attempts	7	at Texas-Tyler 01/02/21
3FG Made	4	at Texas-Tyler 01/02/21
3FG Attempts	7	at Texas-Tyler 01/02/21
FT Made	4	vs Cameron 03/05/21
FT Attempts	4	vs Cameron 03/05/21

WINFREY, Brylee

				Field Goals		3-Point		F-Throws		Rebounds										Scoring	
SEASON	TEAM	GP-GS	MIN/AVG	FG-FGA	FG%	3FG-3FGA	3FG%	FT-FTA	FT%	OFF	DEF	TOT	AVG	PF-FO	A	TO	BLK	STL	PTS	AVG	
2019-20	LCU	15-0	76/5.1	7-26	.269	0-12	.000	1-1	1.000	2	9	11	0.7	8-0	3	5	1	3	15	1.0	
2020-21	LCU	16-0	77/4.8	6-23	.261	2-10	.200	5-6	.833	4	9	13	0.8	5-0	7	12	0	6	19	1.2	
TOTAL		31-0	153/4.9	13-49	.265	2-22	.091	6-7	.857	6	18	24	0.8	13-0	10	17	1	9	34	1.1	

Single Game Highs

Statistic	Value	
Points	5	vs Cameron 03/13/21
Rebounds	2	7 times
Assists	2	vs Cameron 03/13/21
Steals	2	vs Tex. A&M Int'l 02/20/20
Blocks	1	at Cameron 12/19/19
FG Made	2	at Western N.M. 02/29/20, vs Tex. Permian Basin 02/20/21
FG Attempts	6	at Texas-Tyler 01/03/21
3FG Made	1	at Tex. Permian Basin 02/19/21, vs Western N.M. 02/11/21
3FG Attempts	3	vs UC-Colo. Springs 11/15/19, vs Tex. Permian Basin 01/04/20, at Texas-Tyler 01/03/21
FT Made	3	vs Cameron 03/13/21
FT Attempts	4	vs Cameron 03/13/21

SINGLE-SEASON RECORDS

Points Scored:

657	Beth Capps	1996-97
574	Beth Capps	1995-96
562	Kelsey Canavan	2011-12
560	Jordan Hampton	2006-07
543	Olivia Robertson	2018-19

Points Per Game Average:

22.7	Beth Capps	1996-97
20.0	Kechia Mason	1997-98
19.9	Burgundy Bass	1989-90
18.7	Nettie Gilbreath	1986-87

Field Goals Attempted:

516	Tonya Ivie	1981-82
492	Beth Capps	1995-96
435	Darla Lynch	1980-81
429	Kelsey Canavan	2011-12
425	Beth Capps	1996-97

Field Goals Made:

237	Beth Capps	1996-97
236	Kelsey Canavan	2011-12
217	Tonya Ivie	1981-82
210	Beth Capps	1995-96
202	Mamy N'Kolomoni	2000-01

Field Goal Percentage (Min. 300 Att.):

.580	Nicole Hampton	2015-16
.561	Roberta Ross	1986-87
.558	Beth Capps	1996-97
.556	Tess Bruffey	2015-16
.554	Carol Hise	1990-91

Assists:

221	Krista Lent	1990-91
211	Nicole Hampton	2015-16
197	Sierra Lovorn	2007-08
192	Nicole Hampton	2012-13
189	Krista Lent	1989-90

Three Pointers Attempted:

216	Kelsey Hoppel	2015-16
203	Angie Taylor	1997-98
188	Sierra Lovorn	2007-08
182	Ashton Duncan	2019-20
180	Lauren Abbott	2004-05

Three Pointers Made:

90	Kelsey Hoppel	2015-16
79	Ashton Duncan	2019-20
74	Kelsey Hoppel	2012-13
74	Jordan Hampton	2007-08
74	Angie Taylor	1997-98

Three Point Percentage (Min. 100 Att.):

.517	Allie Schulte	2018-19
.497	Jordan Hampton	2007-08
.469	Kelsey Hoppel	2013-14
.466	Jordan Hampton	2006-07
.463	Bailey Haist	2014-15

Steals:

115	Krista Lent	1990-91
107	Nicole Hampton	2015-16
105	Sherry Blackwell	1990-91
102	Tina Phillips	1991-92
99	Selestine Hurst	1996-97

Free Throws Attempted:

228	Mamy N'Kolomoni	2001-02
212	Beth Capps	1996-97
211	Carolyn Manning	2007-08
201	Emily Pool (Atkins)	2010-11
197	Emily Pool (Atkins)	2011-12

Free Throws Made:

177	Carolyn Manning	2007-08
166	Beth Capps	1996-97
157	Emily Pool (Atkins)	2011-12
156	Jordan Hampton	2006-07
153	Mamy N'Kolomoni	2001-02

Free Throw Percentage (Min. 50 Att.):

.938	Kelsey Hoppel	2013-14
.924	Nicole Hampton	2011-12
.922	Caitlyn Cunyus	2017-18
.921	Nicole Hampton	2012-13
.913	Brittany Roberts (Hampton)	2011-12

Blocked Shots:

129	Tess Bruffey	2017-18
113	Kellyn Schneider	2014-15
108	Tess Bruffey	2016-17
91	Kellyn Schneider	2015-16
86	Tess Bruffey	2014-15

Rebounds:

310	Nicole Hampton	2012-13
288	Kellyn Schneider	2014-15
282	Carolyn Manning	2007-08
281	Tess Bruffey	2017-18
278	Darla Lynch	1981-82

Rebounds Per Game:

10.5	Laura Geurin	1983-84
10.3	Kellyn Schneider	2014-15
10.1	Nettie Gilbreath	1986-87
9.9	Darla Lynch	1981-82
9.2	Mamy N'Kolomoni	2000-01

CAREER RECORDS

Points Scored:

1,796	Nicole Hampton	2011-16
1,773	Beth Capps	1995-97
1,767	Jordan Hampton	2005-09
1,728	Tess Bruffey	2014-18
1,725	Emily Pool (Atkins)	2010-14

Points Per Game Average:

17.1	Nettie Gilbreath	1985-87
16.1	Beth Capps	1993-97
15.8	Burgundy Bass	1987-90
15.4	Darla Lynch	1979-83

Field Goals Attempted:

1,387	Darla Lynch	1979-83
1,352	Tess Bruffey	2014-18
1,316	Beth Capps	1993-97
1,278	Mamy N'Kolomoni	1998-02
1,213	Emily Pool (Atkins)	2010-14

Field Goals Made:

640	Beth Capps	1993-97
631	Tess Bruffey	2014-18
628	Mamy N'Kolomoni	1998-02
590	Nicole Hampton	2011-16
588	Darla Lynch	1979-83

Field Goal Percentage (Min. 700 Att.):

.585	Haley Fowler	416-711
.547	Kelsey Canavan	416-760
.540	Nicole Hampton	590-1093
.511	Roberta Ross	362-709
.510	Maddi Chitsey	503-987

Assists:

659	Nicole Hampton	2011-16
633	Sierra Lovorn (Wilcox)	2005-09
439	Haley Burton	2010-15
397	Brittany Roberts (Hampton)	2008-12
363	Jessica Dahlstrom	1992-96

Three Pointers Attempted:

672	Sierra Lovorn (Wilcox)	2005-09
646	Kelsey Hoppel	2011-16
560	Jordan Hampton	2005-09
559	Haley Burton	2010-15
534	Angie Taylor	1996-00

Three Pointers Made:

272	Kelsey Hoppel	2011-16
248	Jordan Hampton	2005-09
234	Sierra Lovorn (Wilcox)	2005-09
204	Haley Burton	2010-15
187	Angie Taylor	1996-00

Three Point Percentage (Min. 200 Att.):

.443	Jordan Hampton	192-407
.421	Kelsey Hoppel	272-646
.407	Brittany Roberts (Hampton)	154-378
.407	Bailey Haist	148-364
.391	Lindsay Reeves	83-212

Steals:

330	Nicole Hampton	2011-16
271	Sherry Brown	1979-83
235	Sherry Blackwell	1988-91
229	Allie Schulte	2016-->
226	Tabitha Qubty-Sellers	2000-04

Free Throws Attempted:

725	Emily Pool (Atkins)	2010-14
706	Mamy N'Kolomoni	1998-02
586	Beth Capps	1993-97
560	Nicole Hampton	2011-16
519	Jordan Hampton	2005-09

Free Throws Made:

565	Emily Pool (Atkins)	2010-14
510	Nicole Hampton	2011-16
459	Brittany Roberts (Hampton)	2008-12
456	Mamy N'Kolomoni	1998-02
449	Jordan Hampton	2005-09

Free Throw Percentage (Min. 100 Att.):

.911	Nicole Hampton	510-560
.874	Brittany Roberts (Hampton)	458-525
.873	Olivia Robertson	282-323
.865	Jordan Hampton	449-519
.848	Severyn Smith	224-264

Blocked Shots:

396	Tess Bruffey	2014-18
204	Kellyn Schneider	2014-16
174	Suzanne Copeland	1988-92
149	Maddi Chitsey	2016-20
122	Candace Clenney	2002-06

Rebounds:

1,053	Nicole Hampton	2011-16
911	Mamy N'Kolomoni	1998-02
845	Tess Bruffey	2014-18
838	Darla Lynch	1979-83
732	Carol Hise	1990-94

Rebounds Per Game:

9.39	Nettie Gilbreath	1985-87
8.38	Darla Lynch	1979-83
8.10	Nicole Hampton	2011-16
8.09	Kellyn Schneider	2014-16
7.92	Sharon Marion	1984-86

SINGLE GAME TEAM RECORDS

Points Scored:	
Lady Chaps:	125 vs Whittier College (12/28/94)
Opponents:	110 Panhandle State (2/11/93)
Individual:	38 Beth Capps (1/22/96)
Field Goals Made:	
Lady Chaps:	52 vs Whittier College (1/28/94)
Opponents:	44 Midwestern State (1/9/87)
Individual:	16 Nettie Gilbreath (1/10/87), Beth Capps (11/22/96 & 2/1/96)
Field Goals Attempted:	
Lady Chaps:	94 vs McMurry (2/26/82)
Opponents:	95 Bishop College (1/7/82)
Individual:	29 Beth Capps (2/1/96)
Field Goal Percentage:	
Lady Chaps:	.692 (36-52) vs Eastern New Mexico (11/29/14)
Opponents:	.714 Panhandle State (1/15/90)
Three Pointers Made:	
Lady Chaps:	18 vs Oklahoma Panhandle State (2/18/17)
Opponents:	16 Cameron (12/19/19)
Individual:	8 - Ashton Duncan (12/11/20) , Bailey Haist (1/2/17)
Three Pointers Attempted:	
Lady Chaps:	44 vs Oklahoma City (12/10/15)
Opponents:	41 Whittier College (12/28/94)
Individual:	19 Burgundy Bass (1/18/90)
Three Pointer Percentage:	
Lady Chaps:	.667 (12-18) vs Western New Mexico (11/17/17)
Opponents:	.700 (14-20) Southern Nazarene (1/31/08)
Free Throws Made:	
Lady Chaps:	40 vs Panhandle State (1/26/84)
Opponents:	38 St. Gregory's (2/2/02)
Individual:	15 Nicole Hampton (1/14/16)
Free Throws Attempted:	
Lady Chaps:	51 vs Panhandle State (2/11/93)
Opponents:	46 - 2 times
Individual:	17 Becky Hinojos (2/11/93), Mamy N'Kolomoni (3/1/02) and Nicole Hampton (1/14/16)
Free Throw Percentage:	
Lady Chaps:	1.000 (22-22) vs. Newman (2/15/18)
Opponents:	1.000 (21-21) St. Edward's (2/25/17)
Individual:	1.000 (14-14) Nicole Hampton (1/16/14)
Rebounds:	
Lady Chaps:	73 - 2 times (last: vs. Dallas Christian 12/31/09)
Opponents:	73 McMurry (1/23/82)
Individual:	20 Mamy N'Kolomoni (2/24/01)
Assists:	
Lady Chaps:	39 vs McMurry (1/17/89)
Opponents:	29 McMurry (1/11/88)
Individual:	13 Sierra Lovorn (2/10/07)
Steals:	
Lady Chaps:	38 vs McMurry (11/12/91)
Opponents:	27 St. Edwards (11/13/87)
Individual:	12 Tina Phillips (11/12/91)
Blocks:	
Lady Chaps:	17 vs. Okla. Panhandle St. (1/19/15) vs. Hardin-Simmons (2/19/91)
Individual:	10 Tess Bruffey - 3 times (12/13/14, 11/26/16, 2/9/17)
Turnovers:	
Lady Chaps:	40 vs. McMurry (2/23/80)
Opoonents:	41 Howard Payne (11/12/90)

RIP GRIFFIN CENTER RECORDS

Lady Chap Team Records

Points:	113 vs Northern New Mexico (11/7/09)
Field Goals:	49 vs Dallas Christian (11/4/08)
Field Goals Att.:	91 vs Huston-Tillotson (11/17/00)
Field Goal Pct.:	.692 vs Eastern New Mexico (36-52) (11/29/14)
3-Pointers:	18 vs Oklahoma Panhandle State (2/18/17)
3-Pointers Att.:	44 vs Oklahoma City (12/10/15)
3-Pointers Pct.:	.667 vs USAO (2/28/08) .667 vs Texas - Permian Basin (2/21/15) .667 vs. Western New Mexico (11/17/17)
Free Throws:	35 vs Rogers State (1/19/12)
Free Throw Att.:	44 vs Oklahoma Baptist (2/1/03)
Free Throw Pct.:	1.000 vs Newman (22-22) (2/15/18)
Rebounds:	62 vs Huston-Tillotson (11/17/00)
Assists:	34 vs Dallas Christian (11/4/08)
Blocked Shots:	14 vs Mid-America Christian (11/24/14)
Steals:	26 vs National Christian (12/8/01)

Lady Chap Individual Records

Points:	36 - Emily Pool (Atkins) vs Northern New Mexico College (11/5/10)
Field Goals:	13 - Mamy N'Kolomoni vs Huston-Tillotson (11/17/00)
Field Goals Att.:	22 - Cari Bigham vs UTPB
Field Goal Pct. (10 attempts):	.917 - Brittany Blackmon (11-12) vs Univ. of the Southwest (11/10/08)
3-Pointers:	8 - Ashton Duncan vs St. Mary's (12/11/20)
3-Pointers Att.:	12 - Lindsay Reeves vs Mesa State (11/21/03) 12 - Kelsey Hoppel vs. Angelo State (3/11/16) 12 - Claire Bruffey vs. Texas A&M Int'l (2/2/17) 12 - Ashton Duncan vs. St. Mary's (12/11/20)
3-Point Pct. (5 attempts):	1.000 - Kelsey Hoppel (5-5) vs.Okla. Christian (2/8/14) 1.000 - Bailey Haist (5-5) vs. St. Edward's (2/19/15)
Free Throws:	12 - 4 Times
Free Throws Att.:	17 - Mamy N'Kolomoni vs Southern Nazarene (3/1/02)
Free Throw Pct. (10 attempts):	1.00 - Tabitha Qubty-Sellers (10-10) vs Okla. Christian (1/18/01) 1.00 - Emily Pool (10-10) vs. Newman (11/23/13)
Rebounds:	20 - Mamy N'Kolomoni vs St. Gregory's (2/24/01)
Assists:	13 - Sierra Lovorn vs Oklahoma Baptist (2/10/07)
Blocked Shots:	10 - Tess Bruffey vs. St. Mary's (2/9/17)

RADIO / TV HEADSHOT ROSTER



1 - ASHTYN DUNCAN
Sr. | 5-9 | G
Lubbock, Texas



1 - ASHTYN DUNCAN
Gr. | 5-9 | G
Lubbock, Texas



2 - MACI MADDOX
So. | 5-7
Lubbock, Texas



3 - AUDREY ROBERTSON
So. | 5-8 | G
Kerrville, Texas



4 - RACHEL HAASE
Fr. | 5-8 | G
Amarillo, Texas



5 - LAYNEE BURR
Sr. | 5-9 | G
Stratford, Texas




12 - SAVANNAH SUMRALL
Jr. | 5-9 | G
Wellington, Texas



14 - CHANNING CUNYUS
Sr. | 5-9 | G
Canyon, Texas



15 - SHAYLEE STOVALL
So. | 5-6 | G
Idalou, Texas



20 - CARLI BOSTWICK
Fr. | 5-9 | FW/G
Lubbock, Texas




21 - ALLIE SCHULTE
Gr. | 5-10 | G
Nazareth, Texas



22 - JULIANA ROBERTSON
Gr. | 5-10 | FW
Kerrville, Texas



23 - BRYLEE WINFREY
Jr. | 5-9 | G
Canyon, Texas



30 - AUDREY SPURGIN
Fr. | 6-1 | P
Fredericksburg, Texas




32 - WHITNEY COX
Jr. | 6-1 | FW
Flower Mound, Texas



40 - REESE SCHUMANN
Fr. | 6-2 | P
Houston, Texas



STEVE GOMEZ
Head Coach
19th Season



VIC SELF
Assistant Coach
10th Season



KAYCIE WILSON
Assistant Coach
7th Season



JULIO PACHECO
Volunteer Assistant Coach
2nd Season



SERENITY SEILER
Associate Athletic Trainer
4th Season