



# LUBBOCK CHRISTIAN UNIVERSITY

# VOLLEYBALL MATCH NOTES

Members of the NCAA Div.II's Lone Star Conference @LCUchaps

Lubbock Christian Sports Information • Chris Due  
806-720-7283 • 806-720-7290 • www.lcuchaps.com



## VOLLEYBALL MATCH NOTES September 3, 2021

### LCU LADY CHAPARRALS

**Location** ..... Lubbock, Texas  
**Founded** ..... 1957  
**Enrollment** ..... 1,664  
**Affiliation** ..... NCAA Div. II  
**Conference** ..... Lone Star  
**Nickname** ..... Lady Chaparrals "Lady Chaps"  
**Athletic Director** ..... Scott Larson  
**Sports Information** ..... Chris Due  
**Head Coach** ..... Keith Giboney  
**Career Record (year)** ..... 384-171 / 17th

### 2019 LADY CHAPS SCHEDULE

Date	Opponent	Result
Sep. 3	vs. St. Mary's (e)	10:00 AM
Sep. 3	at Oklahoma Christian (e)	7:00 PM
Sep. 4	vs. Bentley (e)	10:00 AM
Sep. 7	at Wayland Baptist	7:00 PM
Sep. 10	vs. Washburn (m)	9:00 AM
Sep. 10	vs. Colorado School of Mines (m)	3:00 PM
Sep. 11	vs. William Jewell College (m)	3:00 PM
Sep. 11	at Colo. Colorado Springs (m)	8:00 PM
Sep. 17	vs. Arkansas - Fort Smith *	6:00 PM
Sep. 18	vs. Oklahoma Christian *	2:00 PM
Sep. 24	at Cameron *	5:30 PM
Sep. 25	at Midwestern State *	12:00 PM
Sep. 28	vs. Wayland Baptist	7:00 PM
Oct. 1	vs. Texas A&M International *	6:00 PM
Oct. 2	vs. Texas A&M-Kingsville *	2:00 PM
Oct. 6	at Angelo State *	7:00 PM
Oct. 15	at Dallas Baptist *	6:00 PM
Oct. 16	at Texas Woman's *	2:00 PM
Oct. 22	vs. UT Tyler *	6:00 PM
Oct. 23	vs. Texas A&M-Commerce *	2:00 PM
Oct. 28	at Western New Mexico *	6:00 PM
Oct. 30	at UT Permian Basin *	2:00 PM
Nov. 5	vs. Eastern New Mexico *	6:00 PM
Nov. 6	vs. West Texas A&M *	2:00 PM
Nov. 12	at St. Edward's *	6:00 PM
Nov. 13	at St. Mary's *	2:00 PM


\* - Lone Star Conference Game  
e - Eagle Invitational (Oklahoma City, Okla.)  
m - Mountain Lion Invitational (Colorado Springs, Colo.)

### vs. ST. MARY'S

Fri. Sept. 3 - 10 AM

EAGLE INVITATIONAL >> THE EAGLES' NEST (OKLAHOMA CITY, OKLA.)

LIVE SCORING: <http://statb.us/b/364724>  
WATCH ONLINE: <http://www.lcuchaps.com/live>  
STMU RECORD: 0-0, 0-0 (2020: 2-10)  
STMU: HOME 0-0, ROAD 0-0, NEUTRAL 0-0  
RANKINGS:  
ALL-TIME SERIES: STMU LEADS 13-11  
LAST MEETING: 11/8/19 AT STMU (W 3-2)  
LAST WIN BY LCU: 11/8/19  
LAST WIN BY STMU: 11/17/17



### AT OKLAHOMA CHRISTIAN

Fri. Sept. 3 - 7 PM

EAGLE INVITATIONAL >> THE EAGLES' NEST (OKLAHOMA CITY, OKLA.)

LIVE SCORING: <http://statb.us/b/364725>  
WATCH ONLINE: <http://www.lcuchaps.com/live>  
OC RECORD: 0-0, 0-0 (2020: 6-12)  
OC: HOME 0-0, ROAD 0-0, NEUTRAL 0-0  
RANKINGS:  
ALL-TIME SERIES: LCU LEADS 2-0  
LAST MEETING: 10/16/80 AT OC (W 3-0)  
LAST WIN BY LCU: 10/26/80  
LAST WIN BY OC: N/A



### vs. BENTLEY

Sat. Sep. 4 - 10 AM

EAGLE INVITATIONAL >> THE EAGLES' NEST (OKLAHOMA CITY, OKLA.)

LIVE SCORING: <http://statb.us/b/364726>  
WATCH ONLINE: <http://www.lcuchaps.com/live>  
BU RECORD: 0-0, 0-0 (2020: 0-0)  
BU: HOME 0-0, ROAD 0-0, NEUTRAL 0-0  
RANKINGS:  
ALL-TIME SERIES: BENTLEY LEADS 1-0  
LAST MEETING: 9/12/15 IN KINGSVILLE, TX.  
LAST WIN BY LCU: N/A  
LAST WIN BY BU: 9/12/15



The Lubbock Christian University Lady Chaparrals volleyball team opens their 43rd season in program history and the first under head coach Keith Giboney Friday, as they have a trio of matches at the Eagles Invitational, hosted by Oklahoma Christian inside The Eagles' Nest. LCU plays two of their three weekend matches on Friday, and each of Friday's matches are against Lone Star Conference foes (St. Mary's and Oklahoma Christian), but counting as non-conference tilts. Saturday, LCU will face Bentley before returning home.

### StMU | Friday, Sept. 3 | 10 a.m. |

- St. Mary's holds a 13-11 advantage in the all-time series dating back to 1980. The Lady Chaps had a six-match win-streak against the Rattlers, until falling all three meetings during the 2017 season. LCU has bounced back to win each of the previous three meetings and has now won nine of the last 12 meetings in the series. Friday's class will mark the 12th all-time meeting between the two programs on a neutral site (nearly half of the all-time series, as StMU is 9-2 in those matches). The meeting is the first since LCU defeated StMU 3-2 on Nov. 8, 2019, which was a game StMU

hosted at Incarnate Word's campus in San Antonio, Texas.

- StMU went 2-10 last season (all in LSC play). Just as LCU closed last season falling in their last nine matches played, StMU closed out their season falling in their last 10 matches played.

- The Rattlers are preseason picked No.15 in the Lone Star Conference Preseason Poll.

- The matchup between LCU and StMU places a meeting between head coaches in their first season with their respective program. Laura Ulrich was named the 11th head coach in St. Mary's history in May and joins the Rattlers from Texas Woman's, where she was an assistant coach for four seasons.

- Julia Deais is a senior middle blocker, who was named to the Lone Star All-Conference team last season after hitting a team-leading .233. She was second on the team with 2.31 kills per set and led the club with 13 aces and 44 total blocks.

### OC | Friday, Sept. 3 | 7 p.m. |

- LCU and the Eagles have not faced each other in volleyball since October 16, 1980, as the Lady Chaps claimed a 3-0 win in Oklahoma City

	LCU	STMU	OC	B
481	K	597	K	775
10.7	K/S	12.2	K/S	10.6
.080	PCT	.164	PCT	.130
430	A	571	A	712
9.6	A/S	11.7	A/S	9.8
50	SA	57	SA	90
1.1	SA/S	1.2	SA/S	1.2
821	D	861	D	1241
18.2	D/S	17.6	D/S	17.0
25	BS	24	BS	19
90	BA	102	BA	257
1.6	B/S	1.5	B/S	2.0
13.4	PT/S	14.9	PT/S	13.9

LCU Athletics  
Facebook: [Facebook.com/LCUchaps](https://www.facebook.com/LCUchaps)  
Twitter: [Twitter.com/LCUchaps](https://twitter.com/LCUchaps)  
Instagram: [Instagram.com/LCUchaps](https://www.instagram.com/LCUchaps)

**LCUCHAPS.COM**

LCU Volleyball  
Facebook: [Facebook.com/LCUvolleyball](https://www.facebook.com/LCUvolleyball)  
Twitter: [Twitter.com/LCUvolleyball](https://twitter.com/LCUvolleyball)  
Instagram: [Instagram.com/LCU\\_volleyball](https://www.instagram.com/LCU_volleyball)



**LADY CHAPS HISTORY**

**SOONER ATHLETIC CONFERENCE  
CHAMPIONSHIPS**

1997 2003  
1998 2004  
1999 2005  
2000 2007  
2001 2008  
2002 2009

**SOONER ATHLETIC CONFERENCE  
TOURNAMENT CHAMPIONSHIPS  
2007**

**NAIA NATIONAL CHAMPIONSHIP  
APPEARANCES**

1998  
1999  
2001  
2002  
2003  
2008  
2009

**NAIA ELITE EIGHT**

1998  
2008

**HEARTLAND CONFERENCE  
REGULAR SEASON TITLES  
2018**

**HEARTLAND CONFERENCE  
TOURNAMENT APPEARANCES**

2015 2016  
2017 2018

**LONE STAR CONFERENCE  
TOURNAMENT APPEARANCES  
2019**

**DOUBLE-DOUBLES**

at "The Barn" (now the Dave Smith Athletic Center). The Lady Chaps are 2-0 all-time, as they won the first meeting 2-0 on Oct. 4, 1979. Each meeting was at OC. - OC is in their second season of having volleyball since their reinstatement of the program. Last season, OC went 6-12 and it was their first season of play since fall 1983. They went 2-6 at home last season. - The Eagles are preseason picked No.12 in the Lone Star Conference Preseason Poll. - OC head coach Jason Skoch is in his first season coaching the Eagles. Skoch is a familiar coaching foe of LCU, as he served as head coach of West Texas A&M from 2009-2018 and went 11-3 against LCU. LCU head coach Keith Giboney (384) and Skoch (437) have combined for 821 wins, but the two coaches have never faced each other. - The Eagles roster is comprised of 21 players, which is an above normal amount, and 17 of the players are either true freshman or freshman receiving a second playing season (last season was their first season of collegiate playing experience).

**Bentley | Saturday, Sept. 4 | 10 a.m. |**

- LCU and Bentley are scheduled to meet for the second time in program history. Bentley is 1-0 in the all-time series, as they defeated LCU 3-1 in 2015 in Kingsville, Texas (neutral site match). - Massachusetts-based Bentley is preseason picked second in the Northeast-10 Preseason Poll. Bentley captured the 2019 Northeast-10 championships, both regular season and tournament. - COVID canceled Bentley's 2020 season. - The Falcons have five of their 14 members back from their 2019 squad. Included in the mix is 2019 Northeast-10 Rookie of the Year Ingrid Murphy. - Bentley's top statistic in 2019, their last playing season, was ranking 21st in opposition hitting percentage, holding opponents to a .133 hitting mark on the season.

**LADY CHAP NOTES**

- LCU enters the season with a No.14 Lone Star Conference Preseason Poll ranking. The low ranking is no surprise with the challenges endured in a COVID-shortened 2020 season, which resulted in LCU playing a 13-match season in the spring of 2021. LCU opened last season 3-1, but then injuries and coaching changes led to LCU dropping their final nine matches of the season to finish 3-10 overall and 2-10 in the LSC. All conference matches were divisional matches, and LCU was in the West Division, which saw Angelo State, UT Permian Basin and West Texas A&M each making the quarterfinals of the LSC Championships (Angelo State won the tournament). -Transitioning to 2021, LCU enters the season without two-time All-Conference selection Avery Moore and digs leader Maddie DeGuire, who each graduated. The 2020 edition of the Lady Chaps featured a young crop, and with student-athletes not using a season of eligibility (COVID) in 2020, the squad remains young. The 2021 squad consists of 17 individuals, and mixing in seven new additions, there are 14 players with at least three seasons of athletic eligibility remaining. -The only player with one season of athletic eligibility remaining is graduate transfer Hannah Froeschl. The Texas A&M-Corpus Christi transfer is a Southland Conference All-Tournament Team selection and 2017 Conference USA All-Freshman team member. Her older sister, Ariel, is a former LCU volleyball player. -Froeschl reunites with former TAMUC teammate Jenna Lyons, who led LCU last season with 98 kills (her first season with LCU). LCU's lone All-Conference selection last season was setter Jalee Sims. The senior setter (two seasons of athletic eligibility remaining) from Amarillo, Texas ranked fifth in LSC in assists per set (7.87) and 11th in digs (4.2). Sims was the first player last season to have at least 30 assists and 30 digs in the same match in NCAA Division II. -This season marks LCU's first season under head coach Keith Giboney. The Lady Chaps seventh head coach in program history brings 16 years of NCAA coaching experience. Giboney, who has four NCAA Tournament appearances and seven conference titles on his resume, previously coached at Alabama Huntsville and has a career coaching mark of 384-171. Keith and assistant coach Michal, his wife and former LCU volleyball player, are leading a team of 17 student-athletes all from Texas. It marks the first time in LCU volleyball history in which every player is a Texas product. -Friday opens a 26-match season for 2021. LCU will play 17 conference matches, playing each LSC program once, beginning with their home opener Sept. 17 against Arkansas - Fort Smith. The Lady Chaps play nine home matches, consisting of eight LSC matches and one non-conference tilt. LCU plays their first eight matches away from home. - LCU is 28-14 all-time in season openers and has won 10 of their 13 prior season openers (LCU defeated Wayland Baptist 3-1 in last season's opener, which was in Lubbock).

**THE LAST TIME LCU...**

**Won in three sets...**

3-0, at Western New Mexico (10/19/19)

**Won in four sets...**

3-1, at UT Permian Basin (2/2/21)

**Won in five sets...**

3-2, Dallas Baptist (11/15/19)

**Lost in three sets...**

0-3, at Angelo State (3/3/21)

**Lost in four sets...**

1-3, UT Permian Basin (3/10/21)

**Lost in five sets...**

2-3, UT Permian Basin (9/28/19)

**Defeated a ranked opponent at home...**

3-1, No.15 Angelo State (10/22/19)

**Defeated a ranked opponent on road...**

3-2, at No.22 West Texas A&M (9/5/15)

**Defeated a ranked opponent (neutral site)...**

3-1, vs. No.7 (NAIA) Rocky Mountain Coll. (9/1/12 in Las Vegas, Nev.)

**Lost to a ranked opponent at home...**

0-3, No.3 Angelo State (2/10/21)

**Lost to a ranked opponent on the road...**

0-3, at No.3 Angelo State (3/3/21)

**Lost to a ranked opponent (neutral site)...**

0-3, vs. No.10 Rockhurst (8/24/18 in Canyon, Texas)

**LAST TIME A LADY CHAP...**

**15 or more kills...**

19, Sage Post at UT Permian Basin (2/3/21)

**20 or more kills...**

22, Ashley Vanfleet vs. Texas Woman's (11/1/19)

**25 or more kills...**

26, Ashley Vanfleet vs. West Texas A&M (10/30/18)

**30 or more kills...**

31, Meagan Kamplain vs. John Brown (9/23/04)

**40 or more assists...**

41 Jalee Sims vs. West Texas A&M (1/26/21)

**50 or more assists...**

51, Bradi Marshall vs. Midwestern St. (11/2/19)

**60 or more assists...**

64, Bradi Marshall vs. West Texas A&M (10/30/18)

**20 or more digs...**

29, 2 tied vs. UT Permian Basin (3/10/21)

**25 or more digs...**

29, 2 tied vs. UT Permian Basin (3/10/21)

**30 or more digs...**

30, Jalee Sims at UT Permian Basin (2/2/21)

**40 or more digs...**

40, Kelsie French vs. St. Edward's (11/9/18)

**5 or more blocks...**

6.0, Sage Chain at UT Permian Basin (2/2/21)

**10 or more blocks...**

10.0, Christiana Tavo vs. Tarleton State (10/24/15)

**Registered a triple-double...**

27d,13k,10b, Marla Lowery vs. Houston Baptist (10/5/90)





# LONE STAR STANDINGS

(as of 9/1/21)



## LONE STAR CONFERENCE

DIVISION	LSC	OVERALL	STRK
Angelo State	0-0 0	0-0 0	---
Cameron	0-0 0	0-0 0	---
DBU	0-0 0	0-0 0	---
Eastern New Mexico	0-0 0	0-0 0	---
Lubbock Christian	0-0 0	0-0 0	---
Midwestern State	0-0 0	0-0 0	---
Oklahoma Christian	0-0 0	0-0 0	---
St. Edward's	0-0 0	0-0 0	---
St. Mary's	0-0 0	0-0 0	---
Texas A&M Int'l	0-0 0	0-0 0	---
Texas A&M-Commerce	0-0 0	0-0 0	---
Texas A&M-Kingsville	0-0 0	0-0 0	---
Texas Woman's	0-0 0	0-0 0	---
UAFS	0-0 0	0-0 0	---
UT Permian Basin	0-0 0	0-0 0	---
UT Tyler	0-0 0	0-0 0	---
West Texas A&M	0-0 0	0-0 0	---
Western New Mexico	0-0 0	0-0 0	---

## LSC PRESEASON POLL

Team	1st	Total	Team	1st	Total
1. Angelo State	31	771	10. UT Permian Basin	2	409
2. UT Tyler	7	739	11. Texas A&M Int'l		386
3. Texas A&M-Kingsville	3	686	12. Oklahoma Christian		301
4. West Texas A&M		649	13. DBU	1	277
5. UAFS		627	14. Lubbock Christian		263
6. Texas A&M-Commerce		562	15. St. Mary's		185
7. St. Edward's		458	16. Western New Mexico		134
8. Midwestern State		423	17. Cameron		121
9. Texas Woman's		416	18. Eastern New Mexico		117

## NCAA DIV. II TOP 25 POLLS

### AVCA DIVISION II COACHES POLL

Rank	Team	Pts	Rec.	Prv
1	Angelo State (22)	1018	0-0	NR
2	Concordia - St. Paul (9)	969	0-0	NR
3	Cal State San Bernardino (15)	957	0-0	NR
4	Nebraska-Kearney (1)	908	0-0	NR
5	Tampa	853	0-0	NR
6	Lewis	736	0-0	NR
7	Minnesota Duluth	684	0-0	NR
8	Washburn	654	0-0	NR
9	Oklahoma Baptist	636	0-0	NR
10	Colorado Mesa	607	0-0	NR
11	MSU Denver	555	0-0	NR
12	Colorado School of Mines	537	0-0	NR
13	Hillsdale	523	0-0	NR
14	Western Washington	471	0-0	NR
15	Northern State	440	0-0	NR
16	St. Cloud State	376	0-0	NR
17	NW Missouri State	342	0-0	NR
18	Central Missouri	333	0-0	NR
19	Harding	312	0-0	NR
20	Texas-Tyler	292	0-0	NR
21	Missouri-St. Louis	267	0-0	NR
22	Regis	236	0-0	NR
23	Wheeling	221	0-0	NR
24	Wayne State (Neb.)	196	0-0	NR
25	Rockhurst	171	0-0	NR

## 2021 LCU ROSTER



#	Name	Cl.	*Sr.	Pos.	Ht.	Hometown/High School	Prior School
1	Zoe Parker	So.	4	OH	5-9	Amarillo, Texas / Randall H.S.	Randall H.S.
2	Jalee Sims	Sr.	2	S	5-8	Amarillo, Texas / Bushland H.S.	Bushland H.S.
3	Kaitlyn Mayo	Fr.	4	RS	5-10	Lubbock, Texas / Lubbock Cooper H.S.	Lubbock Cooper H.S.
4	Kayton Genenbacher	Fr.	4	S	5-5	Lubbock, Texas / Frenship H.S.	Frenship H.S.
5	Kiana Fallaha	Fr.	4	OH	5-8	San Antonio, Texas / Harlan H.S.	Harlan H.S.
6	Jenna Lyons	Sr.	2	OH	5-9	Liberty Hill, Texas / Liberty Hill H.S.	Tx A&M Corpus Christi
7	Rayna Pack	So.	4	RS	6-1	Wimberley, Texas / Wimberley H.S.	Wimberley H.S.
8	Chloe Menard	So.	4	DS	5-7	Graham, Texas / Graham H.S.	Graham H.S.
9	Kalli Dalland	So.	4	MB	6-0	Johnson City, Texas / L.B. Johnson H.S.	L.B. Johnson H.S.
10	Hailey Cournoyer	Jr.	3	MB	6-1	Hallettsville, Texas / Hallettsville H.S.	Hallettsville H.S.
12	Hannah Froeschl	Gr.	1	MB	5-9	League City, Texas / Clear Creek H.S.	Tx A&M Corpus Christi
13	Sage Chain	Jr.	3	MB	6-1	Schertz, Texas / Clemens H.S.	Clemens H.S.
14	Kendall Mahaney	Fr.	4	DS	5-8	Lubbock, Texas / Frenship H.S.	Frenship H.S.
15	Sage Post	So.	4	OH	5-9	Midlothian, Texas / Grace Prep Academy	Grace Prep Academy
16	Mady McCully	Jr.	3	DS	5-4	Lubbock, Texas / Shallowater H.S.	Shallowater H.S.
18	Sailey Six	Fr.	4	DS	5-7	Lubbock, Texas / Coronado H.S.	Coronado H.S.
20	Aaliyah Gray	Fr.	4	OH	5-8	Lubbock, Texas / Coronado H.S.	Coronado H.S.

Head Coach: Keith Giboney (Lubbock Christian, 1993)  
Assistant Coach: Michal Giboney (Lubbock Christian, 1993)

### PRONUNCIATIONS

4 - GENENBACHER - Ginn'n-bocker (not jenn)  
5 - FALLAHA - fuh-LAW'HA  
9 - DALLAND - DAWland  
10 - COURNOYER - K'noyer  
12 - FROESCHL - FRO-shell  
20 - AALIYAH - uh-lee-uh  
CHAPS - shaps

### TWITTER ROSTER

2 - Sims: @jalee\_sims4  
4 - Genenbacher: @kayton\_g  
5 - Fallaha: @7kianalynn  
6 - Lyons: @jenna13leigh  
7 - Pack: @raynapack15  
8 - Menard: @chloe\_menard14  
9 - Dalland: @DallandKalli  
12 - Froeschl: @hfro321  
13 - Chain: @chainsage  
14 - Mahaney: @kendallmahaney  
16 - McCully: @madymccully  
18 - Six: @sailey6

## LSC PLAYERS OF THE WEEK

Sept. 7	Offensive	School	Defensive	School	Setter	School
---------	-----------	--------	-----------	--------	--------	--------



FACEBOOK/LCUCAPS  
TWITTER: @LCUchaps  
YOUTUBE: #LCUathletics

## HEAD COACH KEITH GIBONEY

AT LCU: 1st Season (0-0)  
OVERALL: 17th Season (384-171)

### PERSONAL

HOMETOWN: Scottsdale, Ariz.

SPOUSE: Michal

CHILDREN: Emily, Abbey

### EDUCATION

Lubbock Christian / 1993

Texas A&M - Commerce

### COACHING EXPERIENCE

Lubbock Christian High School (4 seasons)

Dallas Christian High School (2 seasons)

Harding (13 seasons) 337-122

Alabama Huntsville 47-49

LCU (1st season) 0-0

### GIBONEY YEAR-BY-YEAR RESULTS

	Ovr.	Conf.
1999	26-11	9-3
2000	21-16	6-6
2001	24-13	9-3
2002	29-7	11-1
2003	30-9	11-1
2004	30-8	12-0
2005	33-5	13-1
2006	24-9	12-0
2007	25-9	11-1
2008	24-9	10-2
2009	28-7	11-1
2010	18-11	10-2
2011	25-8	13-3
<i>Harding Totals</i>	<i>337-122</i>	<i>136-24</i>

2013	12-21	7-11
2014	16-13	10-10
2015	19-15	10-10
<i>UAH Totals</i>	<i>47-49</i>	<i>27-31</i>

2021	0-0	0-0
<i>LCU Totals</i>	<i>0-0</i>	<i>0-0</i>



Keith Giboney became the seventh head coach in LCU volleyball history, as he was appointed as the head coach prior to the 2021 season.

Giboney's volleyball roots in Lubbock date back to 1993, as he coached four seasons at Lubbock Christian High School and claimed three TAPPS state titles and posted a coaching record of 110-25. He made the move to Dallas, Texas in 1997 and won a fourth TAPPS title over a two-year stint at Dallas Christian High School before transitioning to the NCAA Division II coaching ranks at Harding University in Searcy, Ark.

He spent 13 seasons at Harding and claimed seven Gulf South Conference titles and was a five-time GSC West Division Coach of the Year. Giboney had a 337-122 (.734) overall record at Harding and posted a conference record of 136-24 (.850), which included two undefeated seasons and 11 consecutive seasons of losing three matches or less. In 2010, Giboney was named the GSC Coach of the Decade. He led the Bison to four NCAA Division II Tournament appearances.

Giboney spent his previous three coaching seasons at University of Alabama Huntsville (UAH), where he compiled a 47-49 record. The Chargers qualified for the GSC tournament in each of his three seasons. In 2016, Giboney left coaching and returned to Searcy, where he made the move to work in athletic sales.

Giboney spent his previous three coaching seasons at University of Alabama Huntsville (UAH), where he compiled a 47-49 record. The Chargers qualified for the GSC tournament in each of his three seasons. In 2016, Giboney left coaching and returned to Searcy, where he made the move to work in athletic sales.

In 16 seasons coaching NCAA Division II volleyball, Giboney has a career coaching record of 384-171 (.692). He completed his Bachelor's Degree at LCU (1993), where he met his wife Michal Warren. Keith and Michal have two daughters: Emily and Abbey.

### MICHAL GIBONEY - ASSISTANT COACH

Michal Giboney was named assistant coach prior to the 2021 season, marking the return of a former Lady Chaparrals spiker.



Michal, the wife of Keith Giboney, played volleyball at LCU from 1990-93 (under head coach Dave Carter) and was the program's career digs leader when she graduated (1,677, which currently ranks eighth in program history). The Academic All-America selection was a right side hitter and setter, and was a teammate of former LCU volleyball head coach Jennifer Lawrence.

She joins the staff after 12 years coaching at the club level. The Cloudcroft, N.M. native helped start the volleyball program at Lubbock Cooper High School, where she coached one season (1994) and then headed to Lubbock Christian High School. Making the move to Searcy, Ark. alongside Keith, she joined his staff at Harding University before starting the volleyball program at Harding Academy in 2008. She coached at Harding Academy five seasons (2008-12), winning an Arkansas 3A state title in 2011. In three varsity seasons, she compiled an overall record of 81-12 and a conference record of 42-2.

Michal graduated from LCU in 1994 and completed her Master's Degree at Harding in 2001.

### GIBONEY BY-THE-NUMBERS

4	4	7	5
NCAA POSTSEASON APPEARANCES	TAPPS TEXAS HIGH SCHOOL TITLES	CONFERENCE TITLES IN DIV.II	CONFERENCE COACH OF THE YEAR HONORS

### GIBONEY AGAINST THE FOES (AT LCU)

Angelo State.....0-0	Washburn.....0-0
Arkansas Ft. Smith.....0-0	Wayland Baptist.....0-0
Bentley.....0-0	West Texas A&M.....0-0
Cameron.....0-0	Western New Mexico.....0-0
Colo. Colorado Springs.....0-0	William Jewell.....0-0
Colo. / Mines.....0-0	
Dallas Baptist.....0-0	
Eastern New Mexico.....0-0	
Midwestern State.....0-0	
Oklahoma Christian.....0-0	
St. Edward's.....0-0	
St. Mary's.....0-0	
Texas - Permian Basin.....0-0	
Texas - Tyler.....0-0	
Texas A&M Int'l.....0-0	
Texas A&M - Commerce.....0-0	
Texas A&M - Kingsville.....0-0	
Texas Woman's.....0-0	

## 2020 STATISTICS

RECORD:	OVERALL	HOME	AWAY	NEUTRAL
ALL GAMES	3-10	2-5	1-5	0-0
CONFERENCE	2-10	1-5	1-5	0-0
NON-CONFERENCE	1-0	1-0	0-0	0-0

##	Player	sp	Attack					Set		Serve			re	Dig		Blocking						points
			k	k/s	e	ta	pct	a	a/s	sa	se	sa/s		dig	dig/s	bs	ba	total	blk/s	be	bhe	
1	Zoe Parker	43	39	0.91	27	169	.071	6	0.14	8	18	0.19	4	126	2.93	0	7	7	0.16	0	1	50.5
2	Jalee Sims	45	22	0.49	9	106	.123	354	7.87	5	2	0.11	0	188	4.18	0	6	6	0.13	0	12	30.0
5	Avery Moore	39	92	2.36	57	332	.105	2	0.05	0	0	0.00	1	20	0.51	1	17	18	0.46	1	2	101.5
6	Jenna Lyons	39	98	2.51	90	370	.022	2	0.05	6	7	0.15	0	34	0.87	2	6	8	0.21	0	0	109.0
8	Chloe Menard	40	0	0.00	0	20	.000	8	0.20	6	8	0.15	8	78	1.95	0	0	0	0.00	0	1	6.0
9	Kalli Dalland	45	57	1.27	37	175	.114	1	0.02	0	3	0.00	1	13	0.29	7	23	30	0.67	1	6	75.5
10	Hailey Courmoyer	5	8	1.60	5	23	.130	0	0.00	0	1	0.00	0	9	1.80	1	4	5	1.00	0	0	11.0
13	Sage Chain	44	72	1.64	40	220	.145	2	0.05	4	7	0.09	0	16	0.36	13	18	31	0.70	0	2	98.0
14	Maddie DeGuire	45	5	0.11	3	46	.043	43	0.96	10	11	0.22	3	226	5.02	0	0	0	0.00	0	3	15.0
15	Sage Post	41	88	2.15	65	361	.064	7	0.17	5	11	0.12	5	66	1.61	1	9	10	0.24	0	0	98.5
16	Mady McCully	28	0	0.00	2	9	-.222	5	0.18	5	6	0.18	1	45	1.61	0	0	0	0.00	0	2	5.0
17	Kaylee Waddle	4	0	0.00	0	0	.000	0	0.00	1	1	0.25	0	0	0.00	0	0	0	0.00	0	0	1.0
	Team	-	-	-	-	-	-	-	-	-	-	-	26	-	-	-	-	-	-	-	-	-
	LUBBOCK CHRISTIAN	45	481	10.69	335	183	.080	430	9.56	50	75	1.11	49	821	18.24	25	90	70.0	1.56	2	29	601.0
	Opponents	45	573	12.73	224	174	.200	537	11.93	49	82	1.09	50	888	19.73	34	138	103.0	2.29	3	26	725.0

Team Statistics	LCU	OPP	Date	Opponent	Score	Score by set	Att.	
ATTACK			01/19/21	WAYLAND BAPTIST	w	3-1	26-24,19-25,25-21,25-9	221
Kills	481	573	*01/26/21	WEST TEX. A&M	w	3-1	25-21,20-25,25-23,25-23	195
Errors	335	224	*Jan 27	at West Tex. A&M	L	0-3	14-25,17-25,17-25	250
Total Attacks	1831	1746	*02/02/21	at Tex. Permian Basin	w	3-1	25-22,15-25,25-23,26-24	126
Attack Pct	.080	.200	*02/03/21	at Tex. Permian Basin	L	1-3	25-20,21-25,18-25,17-25	108
Kills/Set	10.7	12.7	*02/09/21	ANGELO ST.	L	0-3	15-25,12-25,19-25	112
SET			*02/10/21	ANGELO ST.	L	0-3	23-25,22-25,18-25	114
Assists	430	537	*02/23/21	at West Tex. A&M	L	0-3	23-25,15-25,20-25	250
Attempts	1800	1766	*02/24/21	WEST TEX. A&M	L	0-3	19-25,15-25,15-25	76
Assist Pct	.239	.304	*03/02/21	at Angelo St.	L	0-3	14-25,9-25,18-25	622
Assists/Set	9.6	11.9	*03/03/21	at Angelo St.	L	0-3	15-25,19-25,19-25	239
SERVE			*03/09/21	TEX. PERMIAN BASIN	L	1-3	15-25,22-25,25-23,18-25	223
Aces	50	49	*03/10/21	TEX. PERMIAN BASIN	L	1-3	25-22,20-25,17-25,17-25	114
Errors	75	82						
Attempts	892	1067						
Serve Pct	.916	.923						
Aces/Set	1.1	1.1						
SERVE RECEPTIONS								
Errors	49	50						
Errors/Set	1.1	1.1						
Attempts	984	817						
Reception Pct	.950	.939						
DEFENSE								
Digs	821	888						
Digs/Set	18.2	19.7						
BLOCKING								
Block Solo	25	34						
Block Assist	90	138						
Total Blocks	70.0	103.0						
Blocks/Set	1.6	2.3						
Block Errors	2	3						
Ball handling errors	29	26						
ATTENDANCE								
Total	1055	1595						
Dates/Avg Per Date	7/151	6/266						
Neutral site #/Avg	0/0							
Current win streak	0	-						
Home win streak	0	-						

Record in 3-set matches: 0-7

Record in 4-set matches: 3-3

Record in 5-set matches: 0-0

Record in 3-set matches: 0-7  
Record in 4-set matches: 3-3  
Record in 5-set matches: 0-0



## OPPONENT BREAKDOWN

### ST. MARY'S (0-0, 0-0)



Location: San Antonio, Texas

Enrollment: 3,600

Head Coach: Laura Ulrich

Assistant Coach: Sarah Kuehn

### ALL-TIME RESULTS (StMU Leads 13-11)

DATE	WINNER	DATE	WINNER
9/20/80	LCU (N3) W/Ft	11/8/19	LCU (A1) 3-2
10/1/81	StMU (N4) 2-1		
10/8/88	StMU (N5) 3-0		
10/5/90	StMU (N6) 2-1		
10/14/91	StMU (N11) 2-0		
9/11/92	StMU (N7) 3-0		
9/3/93	StMU (N8) 3-0		
9/19/97	StMU (N9) 3-0		
11/20/97	StMU (N10) 3-0		
9/19/98	LCU (N9) 3-0		
9/12/13	StMU (A) 3-0		
10/19/13	StMU (H) 3-1		
9/4/14	LCU (A) 3-2		
10/11/14	LCU (H) 3-1		
9/11/15	LCU (N1) 3-1		
10/15/15	LCU (H) 3-1		
9/29/16	LCU (H) 3-2		
10/28/16	LCU (A) 3-0		
9/28/17	StMU (H) 3-2		
10/26/17	StMU (A) 3-2		
11/17/17	StMU (N2) 3-1		
9/27/18	LCU (A) 3-0		
10/27/18	LCU (H) 3-1		

(H) Won By The Home Team

(A) Won By The Away Team

(A1) - StMU Was Home Team, but match played at Incarnate Word

(N1) - Neutral Site in Kingsville, Texas

(N2) - Neutral Site in Fort Smith, Ark. (Heartland Conf. Tournament)

(N3) - Neutral Site in Houston, Texas

(N4) - Neutral Site San Angelo, Texas

(N5) - Neutral Site in Wichita Falls, Texas

(N6) - Neutral Site in San Antonio, Texas (UTSA)

(N7) - Neutral Site in Portales, N.M.

(N8) - Neutral Site in Plainview, Texas

(N9) - Neutral Site in Seguin, Texas

(N10) - Neutral Site in Austin, Texas (SEU) (NAIA SW Region Tour.)

(N11) - Neutral Site in San Antonio, Texas (Trinity)

### LCU SERIES HIGHS (SINCE 2008)

<b>Kills:</b>	71	at StMU 9/4/14
Individual Kills:	20	Christiana Tavo 9/29/16
<b>Assists:</b>	68	at StMU 9/4/14
Individual Assists:	59	Erin Fisher 9/4/14
<b>Aces:</b>	13	vs. StMU 10/26/17
Individual Aces:	4	Emily Hanaway 10/28/16
<b>Digs:</b>	90	2 times
Individual Digs:	31	Kelsie French 3 Times
<b>Blocks:</b>	13	at StMU 11/8/19
Individual Blocks:	8	2 times

## ROSTER

#	Name	Pos.	Ht.	Cl.	Exp.	Hometown (Previous School)
1	Nadia Manitzas	DS/L	5-3	So.	1V	San Antonio, Texas (Reagan HS)
2	Mia Martinez	OH/RS	6-0	So.	1V	Orlando, Fla. (East River HS)
3	Aislan Lennon	S	5-10	So.	1V	Houston, Texas (Cinco Ranch HS)
4	Julia Aleman	OH	5-10	So.	1V	San Antonio, Texas (Reagan HS)
5	Cali Nims	S	5-8	Fr.	HS	Corpus Christi, Texas (Flour Bluff HS)
6	Alissa Tolbert	OH	5-10	Sr.	3V	San Antonio, Texas (Marshall HS)
7	Josie Disponette	MB	6-3	So.	1V	Wilmore, Kent. (West Jessamine HS)
8	Gabi Sandoval	DS/L	5-3	Jr.	2V	San Antonio, Texas (Smithson Valley HS)
10	Isabella Dena	DS/L	5-5	So.	1V	San Antonio, Texas (O'Connor HS)
11	Meghan Stiefer	OH/RS	5-11	Fr.	HS	La Vernia, Texas (La Vernia HS)
12	Julia Deais	MB	5-10	Sr.	3V	San Antonio, Texas (Johnson HS)
13	Sadie Hough	MB	6-0	Jr.	TR	Cleburne, Texas (West Florida)
14	Alicia Virthe	RS	5-10	Fr.	HS	Orlando, Fla. (Dr. Philips HS)
15	Lindsey Ogle	OH/RS	5-10	So.	1V	Houston, Texas (Ridge Point HS)
17	Rachel McDonald	MB	6-3	Sr.	3V	Indianapolis, Ind. (Cathedral HS)
23	Leah Cruz	RS/S	5-7	Fr.	HS	Laredo, Texas (J.B. Alexander HS)

## 2020 TEAM STATISTICS

RECORD:	OVERALL	HOME	AWAY	NEUTRAL
ALL GAMES	2-10	2-4	0-6	0-0
CONFERENCE	2-10	2-4	0-6	0-0
NON-CONFERENCE	0-0	0-0	0-0	0-0

#	Player	sp	Attack					Set		Serve			dig	dig/s	Blocking					points		
			k	k/s	e	ta	pct	a	a/s	sa	se	sa/s			bs	ba	total	blk/s	be		bhe	
12	Deais, Julia	49	113	2.31	43	300	.233	3	0.06	13	16	0.27	1	52	1.06	13	31	44	0.90	1	2	154.5
7	Disponette, Josie	35	36	1.03	14	103	.214	0	0.00	0	0	0.00	1	4	0.11	2	12	14	0.40	2	0	44.0
15	Ogle, Lindsey	25	45	1.80	19	145	.179	0	0.00	1	0	0.04	2	18	0.72	0	9	9	0.36	1	0	50.5
3	Lennon, Aislan	49	5	0.10	2	17	.176	305	6.22	9	9	0.18	1	138	2.82	0	1	1	0.02	1	4	14.5
6	Tolbert, Alissa	49	138	2.82	60	475	.164	8	0.16	7	15	0.14	17	144	2.94	1	8	9	0.18	0	0	150.0
2	Martinez, Mia	49	103	2.10	56	313	.150	4	0.08	0	0	0.00	1	37	0.76	1	14	15	0.31	2	0	111.0
9	Harmon, Hailey	19	31	1.63	19	93	.129	0	0.00	0	1	0.00	4	9	0.47	1	3	4	0.21	0	0	33.5
22	Kaufman, Lindsey	44	2	0.05	1	8	.125	202	4.59	6	7	0.14	0	81	1.84	0	0	0	0.00	0	10	8.0
4	Aleman, Julia	44	85	1.93	52	274	.120	0	0.00	0	0	0.00	11	37	0.84	2	11	13	0.30	0	0	92.5
17	McDonald, Rachel	32	39	1.22	24	128	.117	1	0.03	0	0	0.00	0	10	0.31	4	13	17	0.53	2	0	49.5
10	Dena, Isabella	23	0	0.00	0	0	.000	5	0.22	3	10	0.13	5	57	2.48	0	0	0	0.00	0	0	3.0
1	Manitzas, Nadia	39	0	0.00	1	4	-.250	8	0.21	12	7	0.31	9	75	1.92	0	0	0	0.00	0	0	12.0
23	Cruz, Catherine	47	0	0.00	1	4	-.250	35	0.74	6	6	0.13	12	199	4.23	0	0	0	0.00	0	0	6.0
	TEAM	-	-	-	-	-	-	-	-	-	-	-	8	-	-	-	-	-	-	-	-	-
	ST	49	597	12.18	292	1864	.164	571	11.65	57	71	1.16	72	861	17.57	24	102	75.0	1.53	9	16	729.0
	Opponents	49	629	12.84	241	1858	.209	592	12.08	72	82	1.47	57	868	17.71	25	164	107.0	2.18	14	16	808.0

Team Statistics	STMU	OPP
ATTACK		
Kills	597	629
Errors	292	241
Total Attacks	1864	1858
Attack Pct	.164	.209
Kills/Set	12.2	12.8
SET		
Assists	571	592
Assists/Set	11.7	12.1
SERVE		
Aces	57	72
Errors	71	82
Attempts	935	1006
Serve Pct	.924	.918
Aces/Set	1.2	1.5
SERVE RECEPTIONS		
Errors	72	57
Errors/Set	1.5	1.2
Attempts	928	868
Reception Pct	.922	.934
DEFENSE		
Digs	861	868
Digs/Set	17.6	17.7
BLOCKING		
Block Solo	24	25
Block Assist	102	164
Total Blocks	75.0	107.0
Blocks/Set	1.5	2.2
Block Errors	9	14
Ball handling errors	16	16

Date	Opponent	Score	Score by set	Att
*01/26/21	TEX. A&M INT'L	w 3-2	25-22,26-28,23-25,25-20,15-13	10
*01/27/21	TEX. A&M INT'L	w 3-0	25-21,25-23,25-18	10
*Feb 09	at St. Edward's	L 2-3	25-22,25-20,23-25,19-25,8-15	50
*Feb 10	at St. Edward's	L 2-3	25-16,25-23,21-25,18-25,8-15	50
*Feb 20	TEX. A&M-KINGSVILLE	L 1-3	25-23,16-25,21-25,20-25	70
*02/23/21	at Tex. A&M Int'l	L 1-3	20-25,25-19,19-25,22-25	56
*02/24/21	at Tex. A&M Int'l	L 1-3	12-25,20-25,25-17,23-25	59
*02/28/21	TEX. A&M-KINGSVILLE	L 2-3	28-26,13-25,25-19,20-25,8-15	124
*03/02/21	ST. EDWARD'S	L 0-3	17-25,20-25,23-25	106
*03/03/21	ST. EDWARD'S	L 2-3	25-27,25-16,13-25,30-28,14-16	132
*03/09/21	at Tex. A&M-Kingsville	L 0-3	17-25,21-25,21-25	97
*03/10/21	at Tex. A&M-Kingsville	L 0-3	20-25,19-25,16-25	104

Record in 3-set matches: 1-3

Record in 4-set matches: 0-3

Record in 5-set matches: 1-4

# OPPONENT BREAKDOWN OKLAHOMA CHRISTIAN (0-0,0-0)



Location: Oklahoma City, Okla.  
Enrollment: 2,153  
Head Coach: Robyn Felder  
Assistant Coach: David Richards, Makenzi Murphey, Whitnee Tupe

## ALL-TIME RESULTS (LCU Leads 2-0)

DATE WINNER  
10/4/79 LCU (A) 2-0  
10/16/80 LCU (A) 3-0

(H) Won By The Home Team  
(A) Won By The Away Team

## ROSTER

NO	NAME	POS	HT	YR	HIGH SCHOOL / PREVIOUS SCHOOL
1	Alexandra Aponte Torres	DS	5-4	Fr.	Coral Springs, Fla. / M. Stoneman Douglas HS
2	Kyla Chavez	DS	5-7	Jr.	Surprise, Ariz. / Valley Vista HS / Glendale CC
3	Hannah Rouse	OH	5-8	R-Fr.	Newcastle, Okla. / Newcastle HS
4	Kelsie Schiefelbein	MH	5-11	Jr.	Peoria, Ariz. / Liberty HS / Glendale (Ariz.) CC
5	Yolaine Mosquera Lopez	OH	6-1	Sr.	Medellin, Colombia/Ariz. Western/Ohio Valley (W.Va.)
6	Jessica Souza	S	5-10	R-Fr.	Choctaw, Okla. / Christian Heritage Academy
7	Talby Duerksen	OH-OP	5-11	Fr.	Hesston, Kan. / Hesston HS
8	Morgan Demuth	MH	6-0	Fr.	Mansfield, Texas / Mansfield HS
9	Ravyn Michel	OP	6-0	R-Fr.	Livermore, Calif. / Livermore HS
10	Maddie Maile	OH	5-8	Fr.	Moraga, Calif. / College Park HS
11	Lily Saenz	MH	5-10	Fr.	Arlington, Texas / Arlington Martin HS
12	Brylie Berryman	DS	5-7	Fr.	Amarillo, Texas / Amarillo Tascosa HS
13	Allyssa Hamlin	DS-OH	5-7	R-Fr.	Arlington, Texas / Arlington Lamar HS
14	Breana Fay	OH	5-8	Fr.	Kailua, Hawaii / South Riding (Va.) Freedom HS
15	Spencer Plato	S	5-9	Fr.	Houston, Texas / Clear Creek HS
18	Anna Strother	MH	6-0	Fr.	Bridgeport, Texas / Bridgeport HS
19	Caitlynn Hudgens	OH	5-8	So.	Bentonville, Ark. / Bentonville HS / Coffeyville CC
20	Megan Rek	MH	6-4	Fr.	El Campo, Texas / El Campo HS / Blinn College
21	Joy Cortesio	MH	6-0	Fr.	Oklahoma City / Christian Heritage Academy
22	Emily Armstrong	S	5-10	R-Fr.	Lonoke, Ark. / Lonoke HS
24	KynLey Burton	MH-OP	6-0	Fr.	Pea Ridge, Ark. / Pea Ridge HS

## 2020 TEAM STATISTICS

Overall	Conference	Home	Away	Neutral
6 - 10	4 - 8	2 - 5	4 - 4	0 - 1

### Team Box Score

##	Player	SP	K	K/S	E	TA	PCT	A	A/S	SA	SE	SA/S	RE	DIG	DIG/S	BS	BA	TOT/S	BLK/S	BE	BHE	PTS
0	Schiefelbein, Kelsie	65	73	1.12	28	232	.194	5	0.08	5	2	0.08	1	36	0.55	7	56	63	0.97	4	0	113.0
2	Chavez, Kyla	32	31	0.97	29	133	.015	2	0.06	0	0	0.00	3	18	0.56	0	8	8	0.25	2	0	35.0
3	Rouse, Hannah	61	85	1.39	61	285	.084	1	0.02	0	0	0.00	1	29	0.48	0	23	23	0.38	3	0	96.5
4	Alonzo, Karlee	48	1	0.02	2	7	-.143	17	0.35	27	11	0.56	11	105	2.19	0	0	0	0.00	0	0	28.0
5	Aponte Torres, Alexandra	60	3	0.05	1	16	.125	21	0.35	8	16	0.13	14	146	2.43	0	0	0	0.00	0	0	11.0
6	Souza, Jessica	65	22	0.34	19	95	.032	267	4.11	10	15	0.15	1	131	2.02	0	11	11	0.17	0	10	37.5
7	Duerksen, Talby	55	97	1.76	50	333	.141	4	0.07	0	0	0.00	2	24	0.44	0	20	20	0.36	2	1	107.0
8	Demuth, Morgan	53	90	1.70	30	221	.271	2	0.04	0	0	0.00	3	7	0.13	4	51	55	1.04	4	1	119.5
9	Michel, Ravyn	1	1	1.00	0	1	1.000	0	0.00	0	0	0.00	0	0	0.00	0	0	0	0.00	0	0	1.0
10	Maile, Maddie	4	3	0.75	5	22	-.091	0	0.00	0	0	0.00	0	2	0.50	0	0	0	0.00	0	0	3.0
11	Saenz, Lily	20	16	0.80	7	50	.180	2	0.10	1	5	0.05	1	5	0.25	2	6	8	0.40	0	0	22.0
12	Berryman, Brylie	39	0	0.00	0	11	.000	31	0.79	5	7	0.13	7	163	4.18	0	0	0	0.00	0	0	5.0
13	Hamlin, Allyssa	59	123	2.08	61	422	.147	3	0.05	4	3	0.07	10	121	2.05	2	30	32	0.54	1	0	144.0
15	Plato, Spencer	50	13	0.26	1	54	.222	256	5.12	22	27	0.44	1	110	2.20	0	0	0	0.00	1	1	35.0
16	Sharp, Bailee	1	0	0.00	0	1	.000	0	0.00	0	0	0.00	0	0	0.00	0	0	0	0.00	0	0	0.0
18	Strother, Anna	1	1	1.00	2	6	-.167	0	0.00	0	0	0.00	0	0	0.00	0	0	0	0.00	1	0	1.0
19	Hudgens, Caitlynn	57	136	2.39	73	552	.114	7	0.12	1	3	0.02	11	168	2.95	3	23	26	0.46	1	2	151.5
22	Armstrong, Emily	7	0	0.00	1	5	-.200	17	2.43	0	0	0.00	0	8	1.14	0	0	0	0.00	0	4	0.0
24	Burton, KynLey	2	0	0.00	2	3	-.667	0	0.00	0	0	0.00	0	1	0.50	0	1	1	0.50	0	0	0.5
27	Westfall, Shaina	1	0	0.00	1	2	-.500	0	0.00	0	0	0.00	0	0	0.00	0	0	0	0.00	0	0	0.0
38	Lew, Oceana	23	0	0.00	0	1	.000	5	0.22	0	2	0.00	2	20	0.87	0	0	0	0.00	0	0	0.0
<b>OKLA. CHRISTIAN</b>		<b>65</b>	<b>695</b>	<b>10.69</b>	<b>373</b>	<b>2452</b>	<b>.131</b>	<b>640</b>	<b>9.85</b>	<b>83</b>	<b>91</b>	<b>1.28</b>	<b>93</b>	<b>1094</b>	<b>16.83</b>	<b>18</b>	<b>229</b>	<b>132.5</b>	<b>2.04</b>	<b>19</b>	<b>19</b>	<b>910.5</b>
<b>Opponents</b>		<b>65</b>	<b>799</b>	<b>12.29</b>	<b>392</b>	<b>2468</b>	<b>.165</b>	<b>739</b>	<b>11.37</b>	<b>93</b>	<b>89</b>	<b>1.43</b>	<b>83</b>	<b>1197</b>	<b>18.42</b>	<b>21</b>	<b>186</b>	<b>114</b>	<b>1.75</b>	<b>32</b>	<b>11</b>	<b>1,006.0</b>

### Team statistics

	OC	OPP
ATTACK		
Kills	695	799
Errors	373	392
Total Attacks	2452	2468
Attack Pct	.131	.165
Kills/Set	10.7	12.3
SET		
Assists	640	739
Attempts	2517	2531
Assist Pct	.254	.292
Assists/Set	9.8	11.4
SERVE		
Aces	83	93
Errors	91	89
Attempts	1302	1412
Serve Pct	.930	.937
Aces/Set	1.3	1.4
SERVE RECEPTIONS		
Errors	93	83
Errors/Set	1.4	1.3
Attempts	1323	1211
Reception Pct	.930	.999
DEFENSE		
Digs	1094	1197
Digs/Set	16.8	18.4
BLOCKING		
Block solo	18	21
Block Assist	229	186
Total Blocks	132.5	114
Blocks/Set	2	1.8
Block Errors	19	32
Ball handling errors	19	11

### Team Results

Date	Opponent	Score	Score-by-set	Att.
01/24/2021	at Southwestern Okla.	W 3-2	25-22,24-26,26-28,25-22,15-12	0
* 01/26/2021	Midwestern St.	L 1-3	23-25,25-19,16-25,11-25	150
* 01/27/2021	Midwestern St.	L 2-3	25-15,25-22,17-25,23-25,14-16	150
* 02/02/2021	Cameron	W 3-0	25-15,25-21,25-12	150
* 02/03/2021	Cameron	L 2-3	24-26,21-25,25-18,25-23,8-15	200
* 02/09/2021	at Ark.-Fort Smith	L 1-3	14-25,16-25,25-21,7-25	133
* 02/10/2021	at Ark.-Fort Smith	L 0-3	20-25,8-25,15-25	139
* 02/23/2021	at Midwestern St.	W 3-2	15-25,13-25,26-24,25-18,15-13	53
* 02/24/2021	at Midwestern St.	L 0-3	17-25,19-25,21-25	55
* 03/02/2021	Ark.-Fort Smith	L 0-3	18-25,20-25,17-25	150
* 03/03/2021	Ark.-Fort Smith	L 1-3	25-21,15-25,14-25,19-25	100
* 03/09/2021	at Cameron	W 3-0	25-11,25-22,25-14	132
* 03/10/2021	at Cameron	W 3-2	25-18,25-19,25-27,13-25,15-13	157
03/13/2021	Southern Nazarene	W 3-2	25-22,20-25,23-23,25-15,7	100
03/18/2021	at Northwestern Okla.	L 1-3	19-25,24-26,25-11,17-25	150
03/23/2021	vs Tex. A&M-Commerce	L 1-3	22-25,25-20,11-25,12-25	48

## OPPONENT BREAKDOWN BENTLEY (0-0, 0-0)



Location: Waltham, Mass.

Enrollment: 5,314

Head Coach: Joey Pacis

Assistant Coach: Konstantin Dimov

## ALL-TIME RESULTS (BU leads 1-0)

DATE	WINNER
9/12/15	BU (N1) 3-1

(H) Won By The Home Team

(A) Won By The Away Team

(N1) Neutral site contest in Kingsville, Texas

### LCU SERIES HIGHS

<b>Kills:</b>	54	vs. BU 9/12/15	
Individual Kills:	13	Maddie Johnson	9/12/15
<b>Assists:</b>	49	vs. BU 9/12/15	
Individual Assists:	45	Mallory Powell	9/12/15
<b>Aces:</b>	5	vs. BU 9/12/15	
Individual Aces:	3	Kelsie French	9/12/15
<b>Digs:</b>	91	vs. BU 9/12/15	
Individual Digs:	25	Kelsie French	9/12/15
<b>Blocks:</b>	7	vs. BU 9/12/15	
Individual Blocks:	4	Maddie Johnson	9/12/15

## ROSTER

NO	NAME	YR	POS	HT	HOMETOWN/HIGH SCHOOL/PREVIOUS SCHOOL
1	Amanda Parker	Sr.	S	5-10	St. Charles, Ill. / St. Charles North
2	Ingrid Murphy	Jr.	OH/DS	5-10	Cotuit, Mass. / Barnstable
3	Kiara Mayes	So.	S	5-10	Fort Collins, Colo. / Rocky Mountain
4	Jazzy Burke	Fr.	DS	5-7	Lake George, N.Y. / Lake George Central
5	Angie Grabmeier	So.	DS/L	5-6	Hopkinton, Mass. / Hopkinton
6	Ellie Wheeler	So.	OH/RS	6-0	Olathe, Kans. / Saint James Academy
7	Shannon Ngo	Sr.	MB	5-11	San Rafael, Calif. / Terra Linda
8	Yana Kamshilina	Gr.	OH	6-1	Omsk, Russia / Gymnasium 85 / Rutgers
10	Caitlin Wunder	So.	OH	6-4	Penn Yan, N.Y. / Penn Yan Academy
11	Katie Rounds	Sr.	MB	6-0	McFarland, Wisc. / McFarland
12	Claudia Gonzalez-Iguina	Gr.	RS/MB	6-2	Ponce, P.R. / Sagrado Corazón de Jesus / AIC / Embry-Riddle Aero
14	Maddy Kelley	So.	MB	6-1	Fitchburg, Wisc. / Verona Area
15	Rachel Vitko	Fr.	OH	5-9	Dover, N.H. / Dover
16	Jolie Schmidt	Jr.	MB	6-2	Louisville, Ky. / Ardrey Kell (N.C.)

## 2020 TEAM STATISTICS

Due to COVID, Bentley did not compete in 2020



## CAREER STATISTICS

## CHAIN, Sage

SEASON	TEAM	SM-MP	K	K/S	E	TA	PCT	A	A/S	SA	SA/S	SE	DIG	D/S	RE	BS	BA	TB	B/S	BE	BHE	PTS	PTS/S
2019-20	LCU	51-21	45	0.9	45	205	.000	1	0.0	0	0.0	2	12	0.2	1	6	29	35	0.7	7	5	65.5	1.3
2020-21	LCU	44-13	72	1.6	40	220	.145	2	0.0	4	0.1	7	16	0.4	0	13	18	31	0.7	0	2	98.0	2.2
<b>TOTAL</b>		<b>95 - 34</b>	<b>117</b>	<b>1.2</b>	<b>85</b>	<b>425</b>	<b>.075</b>	<b>3</b>	<b>0.0</b>	<b>4</b>	<b>0.0</b>	<b>9</b>	<b>28</b>	<b>0.3</b>	<b>1</b>	<b>19</b>	<b>47</b>	<b>66</b>	<b>0.7</b>	<b>7</b>	<b>7</b>	<b>163.5</b>	<b>1.7</b>

## Single Game Highs

Statistic	Value	
Kills	12	vs Tex. Permian Basin 03/09/21
Attacks	31	vs DBU 11/15/19, vs Tex. Permian Basin 03/10/21
Assists	1	vs Wayland Baptist 01/19/21, at West Tex. A&M 02/23/21, vs Tex. Permian Basin 09/28/19
Serve Aces	1	at West Tex. A&M 01/27/21, at Tex. Permian Basin 02/02/21, vs Angelo St. 02/09/21, at Tex. Permian Basin 02/03/21
Digs	4	vs Tex. Permian Basin 03/09/21
Blocks	6	at Tex. Permian Basin 02/02/21
Block solos	4	at Tex. Permian Basin 02/02/21
Block assists	7	vs Tex. Permian Basin 09/28/19

## COURNOYER, Hailey

SEASON	TEAM	SM-MP	K	K/S	E	TA	PCT	A	A/S	SA	SA/S	SE	DIG	D/S	RE	BS	BA	TB	B/S	BE	BHE	PTS	PTS/S
2019-20	LCU	84-25	109	1.3	60	328	.149	4	0.0	0	0.0	1	16	0.2	1	15	50	65	0.8	6	3	149.0	1.8
2020-21	LCU	5-2	8	1.6	5	23	.130	0	0.0	0	0.0	1	9	1.8	0	1	4	5	1.0	0	0	11.0	2.2
<b>TOTAL</b>		<b>89 - 27</b>	<b>117</b>	<b>1.3</b>	<b>65</b>	<b>351</b>	<b>.148</b>	<b>4</b>	<b>0.0</b>	<b>0</b>	<b>0.0</b>	<b>2</b>	<b>25</b>	<b>0.3</b>	<b>1</b>	<b>16</b>	<b>54</b>	<b>70</b>	<b>0.8</b>	<b>6</b>	<b>3</b>	<b>160.0</b>	<b>1.8</b>

## Single Game Highs

Statistic	Value	
Kills	11	vs DBU 11/15/19
Attacks	29	vs DBU 11/15/19
Assists	2	at Tex. Permian Basin 10/17/19
Digs	7	vs Wayland Baptist 01/19/21
Blocks	6	vs Eastern N.M. 10/12/19
Block solos	3	vs Black Hills St. 09/13/19, vs Eastern N.M. 10/12/19
Block assists	6	vs Tex. A&M-Kingsville 10/01/19, vs Midwestern St. 11/02/19

## DALLAND, Kalli

SEASON	TEAM	SM-MP	K	K/S	E	TA	PCT	A	A/S	SA	SA/S	SE	DIG	D/S	RE	BS	BA	TB	B/S	BE	BHE	PTS	PTS/S
2020-21	LCU	45-13	57	1.3	37	175	.114	1	0.0	0	0.0	3	13	0.3	1	7	23	30	0.7	1	6	75.5	1.7
<b>TOTAL</b>		<b>45 - 13</b>	<b>57</b>	<b>1.3</b>	<b>37</b>	<b>175</b>	<b>.114</b>	<b>1</b>	<b>0.0</b>	<b>0</b>	<b>0.0</b>	<b>3</b>	<b>13</b>	<b>0.3</b>	<b>1</b>	<b>7</b>	<b>23</b>	<b>30</b>	<b>0.7</b>	<b>1</b>	<b>6</b>	<b>75.5</b>	<b>1.7</b>

## Single Game Highs

Statistic	Value	
Kills	8	vs Angelo St. 02/09/21, at Tex. Permian Basin 02/03/21
Attacks	20	vs Tex. Permian Basin 03/09/21
Assists	1	vs Angelo St. 02/10/21
Digs	2	vs West Tex. A&M 01/26/21, vs Angelo St. 02/10/21, at Angelo St. 03/03/21
Blocks	6	vs Wayland Baptist 01/19/21
Block solos	3	vs Wayland Baptist 01/19/21
Block assists	3	5 times

**LCU VOLLEYBALL MATCH NOTES**
**FROESCHL, Hannah**

SEASON	TEAM	SM-MP	K	K/S	E	TA	PCT	A	A/S	SA	SA/S	SE	DIG	D/S	RE	BS	BA	TB	B/S	BE	BHE	PTS	PTS/S
2017-18	UTSA	91-27	146	1.6	59	387	.225	1	0.0	1	0.0	2	21	0.2	0	1	53	54	0.6	6	0	174.5	1.9
2018-19	UTSA	105-27	232	2.2	77	542	.286	4	0.0	0	0.0	1	16	0.2	0	13	63	76	0.7	6	1	276.5	2.6
2019-20	TA&MCC	22-8	27	1.2	21	96	.063	1	0.0	0	0.0	0	5	0.2	0	1	1	2	0.1	2	0	28.5	1.3
2020-21	TA&MCC	53-15	133	2.5	32	289	.349	12	0.2	0	0.0	0	17	0.3	0	10	28	38	0.7	1	3	157.0	3.0
<b>TOTAL FOR LCU</b>		<b>-</b>		<b>0.0</b>			<b>.000</b>		<b>0.0</b>		<b>0.0</b>			<b>0.0</b>					<b>0.0</b>			<b>0.0</b>	<b>0.0</b>
<b>TOTAL</b>		<b>271 - 77</b>	<b>538</b>	<b>2.0</b>	<b>189</b>	<b>1314</b>	<b>.266</b>	<b>18</b>	<b>0.1</b>	<b>1</b>	<b>0.0</b>	<b>3</b>	<b>59</b>	<b>0.2</b>	<b>0</b>	<b>25</b>	<b>145</b>	<b>170</b>	<b>0.6</b>	<b>15</b>	<b>4</b>	<b>636.5</b>	<b>2.3</b>

**Single Game Highs**

Statistic	Value	
Kills	18	vs Fla. Atlantic 10/14/18
Attacks	35	vs Cornell 09/08/18, vs Rice 11/11/17
Assists	4	vs Southeastern La. 02/27/21
Serve Aces	1	vs SMU 09/08/17
Digs	6	vs Southeastern La. 02/27/21
Blocks	5	vs Southeastern La. 02/27/21, vs UTSA 01/23/21, vs Sam Houston 04/03/21
Block solos	2	vs Southern Miss. 09/21/18, vs UTEP 11/10/18, vs UTSA 01/23/21
Block assists	7	vs FIU 10/12/18, vs Western Ky. 10/28/18

**LYONS, Jenna**

SEASON	TEAM	SM-MP	K	K/S	E	TA	PCT	A	A/S	SA	SA/S	SE	DIG	D/S	RE	BS	BA	TB	B/S	BE	BHE	PTS	PTS/S
2018-19	TA&MCC	49-21	61	1.2	53	207	.039	2	0.0	8	0.2	14	26	0.5	5	0	5	5	0.1	0	1	71.5	1.5
2019-20	TA&MCC	19-11	11	0.6	7	36	.111	0	0.0	0	0.0	3	5	0.3	0	1	1	2	0.1	0	0	12.5	0.7
2020-21	LCU	39-12	98	2.5	90	370	.022	2	0.1	6	0.2	7	34	0.9	0	2	6	8	0.2	0	0	109.0	2.8
<b>TOTAL FOR LCU</b>		<b>39 - 12</b>	<b>98</b>	<b>2.5</b>	<b>90</b>	<b>370</b>	<b>.022</b>	<b>2</b>	<b>0.1</b>	<b>6</b>	<b>0.2</b>	<b>7</b>	<b>34</b>	<b>0.9</b>	<b>0</b>	<b>2</b>	<b>6</b>	<b>8</b>	<b>0.2</b>	<b>0</b>	<b>0</b>	<b>109.0</b>	<b>2.8</b>
<b>TOTAL</b>		<b>107 - 44</b>	<b>170</b>	<b>1.6</b>	<b>150</b>	<b>613</b>	<b>.033</b>	<b>4</b>	<b>0.0</b>	<b>14</b>	<b>0.1</b>	<b>24</b>	<b>65</b>	<b>0.6</b>	<b>5</b>	<b>3</b>	<b>12</b>	<b>15</b>	<b>0.1</b>	<b>0</b>	<b>1</b>	<b>193.0</b>	<b>1.8</b>

**Single Game Highs**

Statistic	Value	
Kills	17	vs West Tex. A&M 01/26/21
Attacks	48	vs West Tex. A&M 01/26/21
Assists	1	vs Angelo St. 02/09/21, vs UTRGV 08/28/18, vs Tex. Permian Basin 03/09/21, at SFA 09/29/18
Serve Aces	4	vs Nicholls St. 09/20/18
Digs	6	vs Wayland Baptist 01/19/21, at Tex. Permian Basin 02/02/21
Blocks	2	vs Wayland Baptist 01/19/21, at Angelo St. 03/03/21
Block solos	1	vs West Tex. A&M 01/26/21, at UTRGV 09/17/19, at Angelo St. 03/03/21
Block assists	2	vs Duke 09/01/18, vs Wayland Baptist 01/19/21, vs UTRGV 08/28/18

**MCCULLY, Mady**

SEASON	TEAM	SM-MP	K	K/S	E	TA	PCT	A	A/S	SA	SA/S	SE	DIG	D/S	RE	BS	BA	TB	B/S	BE	BHE	PTS	PTS/S
2019-20	LCU	40-13	0	0.0	0	2	.000	2	0.1	7	0.2	8	16	0.4	3	0	0	0	0.0	0	0	7.0	0.2
2020-21	LCU	28-10	0	0.0	2	9	-.222	5	0.2	5	0.2	6	45	1.6	1	0	0	0	0.0	0	2	5.0	0.2
<b>TOTAL</b>		<b>68 - 23</b>	<b>0</b>	<b>0.0</b>	<b>2</b>	<b>11</b>	<b>-.182</b>	<b>7</b>	<b>0.1</b>	<b>12</b>	<b>0.2</b>	<b>14</b>	<b>61</b>	<b>0.9</b>	<b>4</b>	<b>0</b>	<b>0</b>	<b>0</b>	<b>0.0</b>	<b>0</b>	<b>2</b>	<b>12.0</b>	<b>0.2</b>

**Single Game Highs**

Statistic	Value	
Attacks	4	vs Tex. Permian Basin 03/09/21
Assists	3	at West Tex. A&M 02/23/21
Serve Aces	3	vs Midwestern St. 11/02/19, vs Wayland Baptist 01/19/21
Digs	9	at West Tex. A&M 02/23/21

# LCU VOLLEYBALL MATCH NOTES

## MENARD, Chloe

SEASON	TEAM	SM-MP	K	K/S	E	TA	PCT	A	A/S	SA	SA/S	SE	DIG	D/S	RE	BS	BA	TB	B/S	BE	BHE	PTS	PTS/S
2020-21	LCU	40-13	0	0.0	0	20	.000	8	0.2	6	0.2	8	78	2.0	8	0	0	0	0.0	0	1	6.0	0.2
<b>TOTAL</b>		<b>40 - 13</b>	<b>0</b>	<b>0.0</b>	<b>0</b>	<b>20</b>	<b>.000</b>	<b>8</b>	<b>0.2</b>	<b>6</b>	<b>0.2</b>	<b>8</b>	<b>78</b>	<b>2.0</b>	<b>8</b>	<b>0</b>	<b>0</b>	<b>0</b>	<b>0.0</b>	<b>0</b>	<b>1</b>	<b>6.0</b>	<b>0.2</b>

## Single Game Highs

Statistic	Value	
Attacks	4	vs Tex. Permian Basin 03/10/21, at Tex. Permian Basin 02/03/21, vs Tex. Permian Basin 03/09/21
Assists	2	at Tex. Permian Basin 02/03/21
Serve Aces	2	at Angelo St. 03/02/21
Digs	11	vs Tex. Permian Basin 03/09/21

## PARKER, Zoe

SEASON	TEAM	SM-MP	K	K/S	E	TA	PCT	A	A/S	SA	SA/S	SE	DIG	D/S	RE	BS	BA	TB	B/S	BE	BHE	PTS	PTS/S
2020-21	LCU	43-13	39	0.9	27	169	.071	6	0.1	8	0.2	18	126	2.9	4	0	7	7	0.2	0	1	50.5	1.2
<b>TOTAL</b>		<b>43 - 13</b>	<b>39</b>	<b>0.9</b>	<b>27</b>	<b>169</b>	<b>.071</b>	<b>6</b>	<b>0.1</b>	<b>8</b>	<b>0.2</b>	<b>18</b>	<b>126</b>	<b>2.9</b>	<b>4</b>	<b>0</b>	<b>7</b>	<b>7</b>	<b>0.2</b>	<b>0</b>	<b>1</b>	<b>50.5</b>	<b>1.2</b>

## Single Game Highs

Statistic	Value	
Kills	11	at West Tex. A&M 02/23/21
Attacks	32	vs West Tex. A&M 02/24/21
Assists	3	vs Tex. Permian Basin 03/10/21
Serve Aces	3	vs Tex. Permian Basin 03/09/21
Digs	21	vs Tex. Permian Basin 03/10/21
Blocks	3	at West Tex. A&M 02/23/21
Block assists	3	at West Tex. A&M 02/23/21

## POST, Sage

SEASON	TEAM	SM-MP	K	K/S	E	TA	PCT	A	A/S	SA	SA/S	SE	DIG	D/S	RE	BS	BA	TB	B/S	BE	BHE	PTS	PTS/S
2020-21	LCU	41-13	88	2.1	65	361	.064	7	0.2	5	0.1	11	66	1.6	5	1	9	10	0.2	0	0	98.5	2.4
<b>TOTAL</b>		<b>41 - 13</b>	<b>88</b>	<b>2.1</b>	<b>65</b>	<b>361</b>	<b>.064</b>	<b>7</b>	<b>0.2</b>	<b>5</b>	<b>0.1</b>	<b>11</b>	<b>66</b>	<b>1.6</b>	<b>5</b>	<b>1</b>	<b>9</b>	<b>10</b>	<b>0.2</b>	<b>0</b>	<b>0</b>	<b>98.5</b>	<b>2.4</b>

## Single Game Highs

Statistic	Value	
Kills	19	at Tex. Permian Basin 02/03/21
Attacks	49	vs Tex. Permian Basin 03/10/21
Assists	3	vs Wayland Baptist 01/19/21, at Tex. Permian Basin 02/03/21
Serve Aces	2	vs Angelo St. 02/09/21
Digs	12	vs West Tex. A&M 01/26/21
Blocks	2	at Angelo St. 03/03/21, vs Tex. Permian Basin 03/09/21, vs Wayland Baptist 01/19/21
Block solos	1	vs Tex. Permian Basin 03/09/21
Block assists	2	at Angelo St. 03/03/21, vs Wayland Baptist 01/19/21

**LCU VOLLEYBALL MATCH NOTES****SIMS, Jalee**

SEASON	TEAM	SM-MP	K	K/S	E	TA	PCT	A	A/S	SA	SA/S	SE	DIG	D/S	RE	BS	BA	TB	B/S	BE	BHE	PTS	PTS/S
2018-19	LCU	12-9	0	0.0	1	2	-.500	3	0.3	2	0.2	2	25	2.1	0	0	0	0	0.0	0	0	2.0	0.2
2019-20	LCU	112-28	0	0.0	4	29	-.138	15	0.1	16	0.1	20	301	2.7	11	0	0	0	0.0	0	1	16.0	0.1
2020-21	LCU	45-13	22	0.5	9	106	.123	354	7.9	5	0.1	2	188	4.2	0	0	6	6	0.1	0	12	30.0	0.7
<b>TOTAL</b>		<b>169 - 50</b>	<b>22</b>	<b>0.1</b>	<b>14</b>	<b>137</b>	<b>.058</b>	<b>372</b>	<b>2.2</b>	<b>23</b>	<b>0.1</b>	<b>24</b>	<b>514</b>	<b>3.0</b>	<b>11</b>	<b>0</b>	<b>6</b>	<b>6</b>	<b>0.0</b>	<b>0</b>	<b>13</b>	<b>48.0</b>	<b>0.3</b>

**Single Game Highs**

Statistic	Value	
Kills	6	at Tex. Permian Basin 02/03/21
Attacks	16	at Tex. Permian Basin 02/02/21
Assists	42	vs West Tex. A&M 01/26/21
Serve Aces	2	5 times
Digs	30	at Tex. Permian Basin 02/02/21
Blocks	2	at West Tex. A&M 02/23/21
Block assists	2	at West Tex. A&M 02/23/21



**LCU SINGLE SEASON LEADERS**

**GAMES (SETS) PLAYED**



158	Jennifer McCulley	1999
157	Amy Patten	1999
156	Tracie Jasso, Mindy Jones	1999
155	Kari Bezner	1999
150	Lauren Hackney, Courtney Yonke	2008
149	Kelsey Odell	2008
148	Elissa Loynes	2008

**ACES**



67	Mandy Moffitt	2003
65	Stacy Simpson	2003
57	Debbie Adrian	1985
55	Debbie Hendricks	1985
54	Kelsey Odell	2006
53	Michelle Bliss	1993
52	Julie Williams	2002
51	Shelby Smith	2000
50	Karen Escamilla	2001
46	Karen Escamilla	1999

**KILLS**



827	Mindy Jones	1999
635	Mindy Jones	1998
536	Julie Williams	1999
519	Mindy Jones	2000
509	Michelle Hinojos	1985
490	Janice Stephenson	1981
456	Katie McGuire	2006
454	Elissa Loynes	2008
442	Kacey Deterding	2013
437	Suzanne Childress	2007


**SOLO BLOCKS**



135	Sharon Slade	1985
117	Stephanie Raley	1985
110	Michelle Hinojos	1985
93	Diane Fogarty	1979
87	April Parker	1988
82	Michelle Hinojos	1983
70	Stephanie Raley	1986
56	Denise Brensing	2005
54	Ashley Dyer	2005
53	Mindy Jones	1998



**MANDY MOFFITT**



**MINDY JONES**

**BLOCK ASSISTS**



152	Mindy Jones	1999
151	Magan McCormick	2003
148	April Willis	1997
146	Beth Ratliff	2003
132	Magan McCormick	2002
129	Beth Lankford	2001
121	Holly Ratliff	2001
119	Mindy Jones	2000
117	Mindy Jones	1998
116	Kari Horn	1998

**ASSISTS**




1,755	Mandy Moffitt	2001
1,750	Kari Bezner	1999
1,735	Mandy Moffitt	2002
1,653	Rachel Stuyvesant	2007
1,635	Mandy Moffitt	2003
1,611	Kari Bezner	1998
1,581	Shelby Smith	2000
1,390	Ashley Hardin	1996
1,343	Jordan Goings	2009
1,210	Rachel Stuyvesant	2008


**DIGS**



947	Courtney Yonke	2007
932	Courtney Yonke	2008
838	Hayley Geer	2005
755	Hayley Geer	2006
736	Meagan Kamplain	2005
676	Kelsie French	2016
650	Kelsie French	2015
646	Stacy Simpson	2003
645	Kelsie French	2017
615	Courtney Yonke	2009

**LCU CAREER LEADERS**


BETH LANKFORD



JANICE STEPHENSON

**GAMES (SETS) PLAYED**



573	Beth Lankford	2000-03
566	Mindy Jones	1997-00
564	Jennifer Moore	1998-01
555	Mandy Moffitt	2001-04
550	Kelsey Odell	2006-09
546	Karen Escamilla	1998-01
530	Courtney Yonke	2006-09
524	Julie Williams	1999-02
520	Hayley Geer	2003-06
514	Tahnee Elliott	1995-98

**ACES**


195	Mandy Moffitt	2001-04
171	Stacy Simpson	2000-03
147	Debbie Hendricks	1985-88
140	Kelsey Odell	2006 -09
139	Stephanie Raley	1985-88
129	Julie Williams	1999-02
129	Karen Escamilla	1998-01
123	Jody Hamrick	1991-94
121	Hayley Geer	2003-06
119	Katie McGuire	2005-08

**KILLS**


2,174	Mindy Jones	1997-00
1,918	Julie Williams	1999-02
1,660	Beth Lankford	2000-03
1,604	Janice Stephenson	1978-81
1,503	Elissa Loynes	2007-10
1,481	Jody Hamrick	1991-94
1,437	Julie Williams	1999-02
1,418	Karen Escamilla	1998-01
1,376	Stacy Simpson	2000-03
1,264	Michelle Hinojos	1983-85

**SOLO BLOCKS**


281	Janice Stephenson	1978-81
271	Stephanie Raley	1985-88
261	Michelle Hinojos	1983-85
231	Sharon Slade	1984-86
171	Diane Fogarty	1978-79
152	Janis Rhea	1980-84
127 *	Mindy Jones	1997-00
90	Ashley Dyer	2005-06
78	Denise Brensing	2003-05
77	Brittany Hix	2005-07

\* 1997 Statistics Unavailable

**BLOCK ASSISTS**


502	Beth Lankford	2000-03
475	Mindy Jones	1997-00
371	Magan McCormick	2001-04
350	Julie Williams	1999-02
303	Elissa Loynes	2007-10
298	Kari Horn	1996-98
241	Katie McGuire	2005-08
232	Ariel Froeschl	2013-16
227	Brittany Johnson	2009-12
218	Karen Escamilla	1998-01

**ASSISTS**


6,465	Mandy Moffitt	2001-04
3,982	Kari Bezner	1997-99
3,944	Rachel Stuyvesant	2006-08
3,892	Jordan Goings	2008-11
3,500	Beth Lankford	2000-03
3,303	Debbie Hendricks	1985-88
2,767	Erin Fisher	2011-14
2,761	Tiana Hergert	1989-92
2,430	Mallory Powell	2013-17
2,109	Bradi Marshall	2018-->

**DIGS**


3,018	Courtney Yonke	2006-09
2,580	Kelsie French	2015-18
2,353	Hayley Geer	2003-06
2,195	Meagan Kamplain	2002-05
1,961	Stacy Simpson	2000-03
1,886	Nikki Ralston	2009-12
1,704	Mandy Moffitt	2001-04
1,677	Michal Giboney	1990-93
1,402	Jody Hamrick	1991-94
1,329	Heather Secrest	1995-98



RADIO / TV HEADSHOT ROSTER



**1 - ZOE PARKER**  
So. | 5-9 | OH  
Amarillo, Texas



**2 - JALEE SIMS**  
Sr. | 5-8 | S  
Amarillo, Texas



**3 - KAITLYN MAYO**  
Fr. | 5-10 | RS  
Lubbock, Texas



**4 - KAYTON GENENBACHER**  
Fr. | 5-5 | S  
Lubbock, Texas



**5 - KIANA FALLAHA**  
Fr. | 5-8 | OH  
San Antonio, Texas



**6 - JENNA LYONS**  
Sr. | 5-9 | OH  
Liberty Hill, Texas



**7 - RAYNA PACK**  
So. | 6-1 | RS  
Wimberly, Texas



**8 - CHLOE MENARD**  
So. | 5-7 | DS  
Graham, Texas



**9 - KALLI DALLAND**  
So. | 6-0 | SO  
Johnson City, Texas



**10 - HAILEY COURNOYER**  
Jr. | 6-1 | MB  
Hallettsville, Texas



**12 - HANNAH FROESCHL**  
Gr. | 5-9 | MB  
League City, Texas



**13 - SAGE CHAIN**  
Jr. | 6-2 | MB  
Schertz, Texas



**14 - KENDALL MAHANEY**  
Fr. | 5-8 | DS  
Lubbock, Texas



**15 - SAGE POST**  
So. | 5-9 | OH  
Midlothian, Texas



**16 - MADY McCULLY**  
Jr. | 5-4 | DS  
Lubbock, Texas



**18 - SAILEY SIX**  
Fr. | 5-7 | DS  
Lubbock, Texas



**20 - AALIYAH GRAY**  
Fr. | 5-8 | OH  
Lubbock, Texas



**KEITH GIBONEY**  
Head Coach  
1st Season



**MICHAEL GIBONEY**  
Assistant Coach  
1st Season



**SERENITY SEILER**  
Associate Athletic Trainer  
3rd Season