



LUBBOCK CHRISTIAN UNIVERSITY

2019-20 WOMEN'S BASKETBALL GAME NOTES

MEMBERS OF THE LONE STAR CONFERENCE - THREE NCAA REGION TOURNAMENT APPEARANCES - 2015-16 & 2018-19 NCAA DIV. II CHAMPIONS

WOMEN'S BASKETBALL GAME NOTES November 8, 2019

LCU LADY CHAPARRALS

Location Lubbock, Texas
Founded 1957
Enrollment 2,000
Affiliation NCAA Div. II
Conference Lone Star
Nickname Lady Chaparrals "Lady Chaps"
Athletic Director Scott Larson (Interim)
Sports Information Chris Due
Head Coach Steve Gomez
Career Record (year) 397-122 / 17th

2019-20 LADY CHAPS SCHEDULE

Date	Site	Opponent	Result
10/28	A	No.15 Texas %	L 73-83
10/30	A	No.1 Baylor %	L 63-98
11/4	A	No.8 Mississippi State %	L 78-57
11/8	A	CSU-Pueblo (A)	6:30 PM
11/9	N	Metropolitan State Denver (A)	4:30 PM
11/15	H	Colo. Colorado Springs	2:00 PM
11/16	H	Southwestern Okla. St.	7:30 PM
11/23	A	Angelo State *	2:00 PM
11/29	N	Southern Nazarene (T)	2:00 PM
11/30	N	Central Oklahoma (T)	2:00 PM
12/5	H	Texas Woman's *	5:30 PM
12/14	H	Tarleton State *	5:30 PM
12/19	A	Cameron *	5:30 PM
12/21	A	Midwestern State *	2:00 PM
1/2	H	Western New Mexico *	5:30 PM
1/4	H	Texas - Permian Basin *	1:00 PM
1/11	H	Angelo State **	1:00 PM
1/16	A	Eastern New Mexico **	6:30 PM
1/18	A	West Texas A&M **	2:00 PM
1/23	H	St. Mary's *	5:30 PM
1/25	H	St. Edward's *	1:00 PM
1/30	A	Texas A&M - Commerce *	5:30 PM
2/1	A	Texas - Tyler *	2:00 PM
2/6	H	West Texas A&M **	5:30 PM
2/8	H	Eastern New Mexico **	1:00 PM
2/13	A	Arkansas - Fort Smith *	5:30 PM
2/15	A	Oklahoma Christian *	2:00 PM
2/20	H	Texas A&M International *	5:30 PM
2/22	H	Texas A&M - Kingsville *	1:00 PM
2/27	A	Texas Permian Basin **	5:30 PM
2/29	A	Western New Mexico **	3:00 PM

* - Lone Star Conference Game Times are Central
 * - Lone Star Conference & Divisional Contest
 % - Exhibition Game
 A - Al Kaly Shrine Classic (Pueblo, Colo.)
 T - St. Mary's Thanksgiving Classic (San Antonio, Texas)



LONE STAR CONFERENCE



FACEBOOK/LCUCHAPS
 TWITTER: @LCUchaps
 INSTAGRAM: @LCUchaps
 YOUTUBE: #LCUathletics



AT COLORADO STATE - PUEBLO

Fri. Nov. 8 - 6:30 PM (CT)

AL KALY SHRINE CLASSIC >> MASSARI ARENA (PUEBLO, COLO.)

LIVE SCORING: <http://statb.us/b/286552>

WATCH ONLINE: <http://bit.ly/2K3ZKHU>

RADIO: NONE

LISTEN ONLINE: NONE

18-19 CSUP RECORD: 16-13, 14-8 (RMAC)

18-19 CSUP: HOME 7-6, ROAD 8-6, NEUTRAL 1-1

RANKINGS:

ALL-TIME SERIES: LCU LEADS 5-4

LAST MEETING: 78-74 W at LCU 11/10/18

LAST WIN BY LCU: 11/10/18

LAST WIN BY CSUP: 11/12/16



GAME
1

vs. METROPOLITAN STATE OF DENVER

Sat. Nov. 9 - 4:30 PM (CT)

AL KALY SHRINE CLASSIC >> MASSARI ARENA (PUEBLO, COLO.)

LIVE SCORING: <http://statb.us/b/282157>

WATCH ONLINE: <http://bit.ly/2PXH8DU>

RADIO: NONE

LISTEN ONLINE: NONE

18-19 MSUD RECORD: 16-13, 15-7 (RMAC)

18-19 MSUD: HOME 10-5, ROAD 6-7, NEUTRAL 0-1

RANKINGS:

ALL-TIME SERIES: LCU LEADS 4-2

LAST MEETING: 73-53 W at LCU 11/9/18

LAST WIN BY LCU: 11/9/18

LAST WIN BY MSUD: 11/11/16



GAME
2

NOW IT COUNTS

The title defense of Lubbock Christian University's second NCAA Division II national title season officially gets underway Friday in Pueblo, Colo., as they participate in the Al Kaly Shrine Classic inside Massari Arena on the campus of Colorado State - Pueblo. LCU opens with CSU-Pueblo Friday and follows facing Metropolitan State of Denver (Metro State) Saturday. Texas A&M - Commerce joins the programs in the Al Kaly Shrine Classic, marking the fifth straight season the four teams have met for a season-opening tournament.

WHAT AN EXHIBIT

As the Lady Chaps place their focus towards the regular season, their exhibition schedule can't be overlooked. The Lady Chaps played a trio of exhibition games against nationally ranked NCAA Division I opponents. Their tough preseason slate opened Oct. 28 at No.15 Texas (83-73 loss) and followed with a 98-63 loss at No.1 Baylor, which marked a battle between defending NCAA Division I and

Division II national champions. The preseason concluded with a 78-57 loss at No.8 Mississippi State. LCU raised eyebrows in all three games. At Texas, LCU was down 65-61 in the fourth quarter and had a 42.4% - 40% shooting advantage from the field in the game. At Baylor, LCU shot 42.9% in the third quarter and were outscored 46-34 in the second half of play. In their final game in Starkville, Miss. LCU led 25-22 at the close of the first quarter and trailed 43-41 at the half. Combining the exhibition schedule with the regular season, LCU will play their first five contests on the road before their home fans are able to see them at home Nov. 15.

POWER EXHIBITION SCHEDULE

Diving further into LCU's trio of exhibition games, their game at Baylor marked LCU's second-ever game against a defending Division I national champion. They faced 2014-15 national champion UConn during the 2015-16 exhibition season in Hartford, Conn. Both LCU and UConn went on to claim a national championship in their division in



LUBBOCK CHRISTIAN (@LCUCHAPS) LADY CHAPARRALS

18-19 Record: 32-5, 13-1 Heartland
 Last Game: 95-85 W vs. SWOSU
 Coach: Steve Gomez
 Gomez vs. CSU-P: 3-2
 Gomez vs. MSUD: 4-2

PROJECTED STARTERS (18/19 STATS)

Pos.	Player	Class	Pts/p	Reb/p
G	Allie Schulte	Jr.	10.6	3.0
G	Caitlyn Cunyus	Sr.	6.2	2.9
G	Madi Turner	Jr.	3.4	1.0
P	Maddi Chitsey	Sr.	13.8	5.7
F	Juliana Robertson	Jr.	4.7	3.8

LCU LEADERS (18/19)

AVG. POINTS
14.7 Olivia Robertson

REBOUNDS
6.3 (234) Olivia Robertson

ASSISTS
3.0 (110) Allie Schulte

STEALS
1.8 (67) Allie Schulte



COLO. STATE - PUEBLO (@GoThunderWolves) THUNDERWOLVES

18-19 Record: 16-13, 14-8 RMAC
 Last Game: 62-57 L at Colo. Mines
 Coach: Tommie Johnson
 Career Record: 0-0
 CSU-P Record: 0-0

RETURNING STARTERS (18/19 STATS)

Pos.	Player	Class	Pts/p	Reb/p
F	Khiya Adams	Sr.	12.4	7.1
G	JaNaiya Davis	So.	11.6	5.2
F/C	Sydni Williams	Jr.	9.3	5.9

CSU-P LEADERS (18/19)

AVG. POINTS
15.0 Jennah Knafelc

REBOUNDS
7.1 (205) Khiya Adams

ASSISTS
3.9 (108) JaNaiya Davis

STEALS
2.3 (66) Jennah Knafelc



METRO STATE OF DENVER (@MSUDENVERSPORTS) ROADRUNNERS

18-19 Record: 16-13, 15-7 RMAC
 Last Game: 63-56 L vs. Regis (Colo.)
 Coach: Tanya Haave
 Career Record: 210-179
 MSUD Record: 174-93

RETURNING STARTERS (18/19 STATS)

Pos.	Player	Class	Pts/p	Reb/p
G	Jaiden Galloway	So.	3.9	1.7

MSUD LEADERS (18/19)

AVG. POINTS
15.6 Jaelynn Smith

REBOUNDS
8.2 (222) Emily Hartegan

ASSISTS
6.2 (180) Jaelynn Smith

STEALS
2.1 (60) Jaelynn Smith

LUBBOCK CHRISTIAN UNIVERSITY WOMEN'S BASKETBALL GAME NOTES

2015-16. This season marked LCU's first season to play three Division I foes. Last season was LCU's first season to play a pair of Division I opponents, as they played exhibition games at SMU (in Dallas) and New Mexico (in Albuquerque, N.M.).

GLANCING BACK AT LAST SEASON

Success has turned into an expectation for the Lady Chaps, but last season's Division II national title for LCU was not fully expected. The Lady Chaps were opening the season without a returning All-American, as they were without Tess Bruffey, who completed her 2017-2018 season and career as a two-time Heartland Conference Player of the Year. Bobbi Chitsey and Olivia Robertson were LCU's only members off their 2015-16 championship season last year, and the two would be serve as pieces of the puzzle to lead LCU to a 32-5 national championship season. LCU was out of the top-25 for 11 of the in-season D2SIDA polls and eight of the in-season WBCA polls, but was able to win the Heartland Conference regular season title and conference tournament to clinch a berth to the South Central Region Tournament as a No.3 seed. Lubbock Christian garnered a road victory at No.2-seed and No.15-nationally ranked Colorado Mesa (in a sold out Brownson Arena) in the region tournament and topped Angelo State in the region championship inside a sold out Rip Griffin Center to garner a trip to their third Elite Eight Tournament (all in a four-season span). LCU topped No.20 North Georgia, No.1 Drury and No.4 Southwestern Oklahoma State en route to the title in Columbus, Ohio. Their win over SWOSU for the title came in double-overtime (a NCAA Division II first), with returning forward Maddi Chitsey nailing a three-pointer in the closing seconds of overtime to force the second overtime.

WHO RETURNS

Maddi Chitsey (13.8 pts., 5.7 reb.), Caitlyn Cunyus (6.2 pts., 2.9 reb.) and Allie Schulte (10.6 pts., 3.0 reb.) are returning members from last season's squad. They represent three of LCU's top-four leading scorers from last season. Juliana Robertson (4.7 pts. 3.8 reb.) started twice and came off the bench 35 times and "Madi" Madelyn Turner (3.4 pts., 1.0 reb.) made 36 appearances off the bench, as the two were vital depth members last season. Each will see starts this season. LCU was without Cunyus in the exhibition season and Turner served as point guard in those contests against Division I squads, which showed its importance during the season. Ashton Duncan, who hit 16 of her 26 three-pointers in conference play, Laynee Burr (42.9% from three-point range), Channing Cunyus (58.6% shooting from the field) and junior Taylor Stevenson return to add depth at the perimeter. Emma Middleton (averaged 3.2 points in 7.7 minutes per game) joins Chitsey and Robertson as returning inside players.

WHO THEY LOST

Bobbi Chitsey, Olivia Robertson and Kailin Davis will be missed on the LCU roster. Chitsey and Robertson were starters last season and are LCU's only players part of two championship squads. Robertson claimed Most Outstanding Player in last season's championship game. She averaged 14.7 points per game last season, averaging 17.7 per game in the Elite Eight Tournament. She closed out her LCU career with 1,107 points in 124 games played. Robertson finished with the third-best career free-throw shooting percentage (87.3%) in program history. Bobbi (averaged 8.9 points per game last season) finished her LCU career with 892 points and 418 rebounds in 122 games. She posted a career field goal shooting mark of 50.4%, which included 74 three-point field goals. Davis was a "sixth-player" for the Lady Chaps and was one of five players to appear in all 37 games. The Air Force transfer averaged 3.3 points per game last season and spent two seasons with the Lady Chaps.

19-20 LADY CHAPS IN THE RANKINGS

	D2SIDA	WBCA
Preseason	1	2
Poll 1	-	-
Poll 2	-	-
Poll 3	-	-
Poll 4	-	-
Poll 5	-	-
Poll 6	-	-
Poll 7	-	-
Poll 8	-	-
Poll 9	-	-
Poll 10	-	-
Poll 11	-	-
Poll 12	-	-
Poll 13	-	-
Poll 14	-	-
Poll 15	-	-
Final	-	-
Postseason	-	-

NEW FACES

There are four new additions, who will dawn a Lady Chaps jersey for a first time this season. The four newbies consist of three freshmen and a sophomore transfer. The first-year Lady Chaps are Courtney Andersen, Whitney Cox, Savannah Sumrall and Brylee Winfrey. Andersen is a sophomore junior college transfer joining the Lady Chaps roster from Eastern Arizona College. She appeared in 30 games (29 starts) and led the team in blocks (34). The guard averaged 6.8 points and 4.5 rebounds per game. Cox comes to LCU from Flower Mound High School. She averaged a team-leading 12.2 points a game last season as a senior, with a team-best 9.5 rebounds a game. Cox spent four seasons with the varsity, including her freshman season as a teammate of sister Lauren, who was a two-time state Gatorade Player of the Year and is at Baylor. Sumrall comes to Lubbock Christian from Wellington High School (Wellington, Texas), where she was a three-time Class 2A All-State selection for the Skyrockets in basketball (TGCA all three years and TABC in 2019) and an All-State selection in Cross Country in 2018 as a senior. The Amarillo Globe named her to the Super Team following her senior season, as she averaged 14 points and five rebounds a game to claim District 2-2A MVP honors and led Wellington to the Region I-2A finals. Winfrey continues a long tradition of recruits making the LCU roster from Canyon, Texas and Canyon High School. The guard had an enjoyable senior season last year as District 3-4A MVP, additionally claiming All-State honors in basketball and cross country.

NATIONALLY KNOWN

The preseason rankings for the 2019-20 season were released last week (D2SIDA, WBCA along with Lone Star Conference) and the Lady Chapparrals carry the highest expectations in program history to start a season. D2SIDA placed the defending national champions No.1 and the WBCA ranked LCU No.2 despite the Lady Chaps receiving 14 of the 23 first place votes. Each ranking is their highest preseason ranking in program history. The LSC has LCU ranked No.1 in their preseason rankings, as they prepare for their first season of competition in the conference (last season LCU was member of the Heartland Conference).

FOR OPENERS

LCU is probably more known for how they finish the season, than how they begin the season. The Lady Chaps have dropped six of the last 12 season openers. LCU opened last season with a 73-53 win over Metro State in Lubbock (Nov. 9). LCU is 2-0 in season openers when facing CSU-Pueblo. In 2017-18, LCU opened their season in Commerce, Texas with a 57-52 win over No.5 CSU-Pueblo. In season openers, LCU is 26-14 all-time and 10-6 under head coach Steve Gomez. Four of LCU's prior five season openers have been on the road.

FIVE THINGS ABOUT CSU-PUEBLO

1 > The ThunderWolves are coming off a 16-13 campaign in 2018-19, finishing tied for fourth in the Rocky Mountain Athletic Conference (RMAC) with a 14-8 record. They went 7-6 at home inside Massari Arena last season.

2 > Colorado State - Pueblo is preseason picked eighth in the RMAC Preseason Poll. ThunderWolves members Khiya Adams, JaNaiya Davis and Sydni Williams received "Player to Watch" recognition.

3 > CSU-Pueblo plays a trio of Lone Star Conference members this season, as they play Texas A&M - Commerce Saturday and will face West Texas A&M and Eastern New Mexico in West Texas A&M's Thanksgiving Classic.

4 > Tommie Johnson is the new head coach of the ThunderWolves and he makes his debut against LCU. The debut marks the third consecutive coaching debut against LCU by a CSU-Pueblo women's basketball head coach. Jim Turgeon (2015) and Curtis Loyd (2017) were prior CSU-Pueblo head coaches who faced LCU in their ThunderWolves coaching debut.

5 > The Pack led the RMAC last season with 4.72 blocks per game. Khiya Adams and Sydni Williams each averaged 1.0 blocks per game (shared fifth place in the RMAC). The two join JaNaiya Davis as returning starters for CSU-Pueblo.

THE SERIES AGAINST CSU-PUEBLO

LCU leads the all-time series at 5-4 against CSU-P (formerly known as Southern Colorado). The home team won the first five meetings, with LCU bucking that trend with a 2015-16 season-opening win in Pueblo. Last season's meeting resulted in LCU defeating CSU-Pueblo 78-74 in the TAJ Hospitality Classic inside Rip Griffin Center (Nov. 10, 2018). The first two all-time meetings came down to the final buzzer. On Dec. 9, 1989 in Lubbock, Burgandy Bass hit the game winning shot at the horn for a 58-56 LCU win. Nearly a year later on Dec. 8, 1989 in Pueblo, LCU rallied back from a 63-55 deficit with 24 points from Sherry Blackwell, but a three-pointer at the buzzer didn't fall and LCU fell 73-72. Four of the prior six meetings have been in Colorado (three in Pueblo) and under Steve Gomez's watch.

LADY CHAPS HISTORY

NCAA NATIONAL CHAMPIONSHIPS
2016 2019

NCAA TOURNAMENT APPEARANCES
2016 2018 2019

NCAA DIV. II SOUTH CENTRAL REGION
TOURNAMENT CHAMPIONS
2016 2018 2019

HEARTLAND CONFERENCE

2013/2014 First Place

2014/2015 Regular Season Champions
2015/2016 Regular Season Champions
2017/2018 Regular Season Champions
2018/2019 Regular Season Champions

HEARTLAND CONFERENCE

TOURNAMENT CHAMPIONS
2016 2018 2019

SAC CONFERENCE CHAMPIONS

2006/2007
2011/2012

SAC TOURNAMENT CHAMPIONS

2013

NAIA NATIONAL QUALIFIERS

2004 2009
2005 2010
2006 2011
2007 2012
2008 2013

NAIA SWEET SIXTEEN FINISH

2007
2009

NAIA ELITE EIGHT FINISH

2008
2011
2013

NAIA FAB FOUR SEMIFINALISTS

2012

NAIA NATIONAL FINALIST

2006

ACTIVE LADY CHAP LEADERS VS. CSU-P

Here is a look at LCU's top three active leaders career vs. CSU-Pueblo:

Caitlyn Cunyus 1GP 16.0 pts/g
Juliana Robertson 1 GP 11.0 pts/g
Maddi Chitsey 3GP 7.3 pts/g

PREVIOUS RECAP VS. CSU-P

Nov. 10, 2018 (Lubbock, Texas) - CSU-P:74 - LCU:78
No.3/10 Lubbock Christian University had five players in double figures, including Olivia Robertson who scored 22 points and was one of two sets of sisters to finish in double figures, as they defeated Colorado State University - Pueblo 78-74 Saturday at the TAJ Hospitality Classic inside Rip Griffin Center. The win extended LCU's home win streak to 52 consecutive games.

LCU never led by more than 11 points and the final margin of victory was a four-point win, but despite the narrow margin, LCU led the final 37:51 once Bobby Chitsey nailed a three-pointer to give LCU a 3-2 lead in the first quarter. A 7-0 LCU run in the opening quarter helped LCU lead 16-7 and they built the lead to 19-9.

The Lady Chaps, leading 19-11 at the close of the opening quarter, needed the first quarter build-up to overcome a hot-shooting second quarter by the ThunderWolves. CSU-Pueblo was 10-of-11 (90.9%) from the field in the second quarter, but they only outscored LCU 25-23 in the quarter, as the Lady Chaps tallied eight points in the quarter from the free-throw line. Olivia Robertson was able to draw three fouls in the quarter and was 4-of-4 from the free-throw line in the quarter. She had nine points in the first half and LCU led 42-36 at the half. The Pack had a 24-10 scoring advantage over LCU in the paint in the half, while

LUBBOCK CHRISTIAN UNIVERSITY WOMEN'S BASKETBALL GAME NOTES

LCU had a 12-5 scoring advantage from the free-throw line (LCU was 12-of-12 from the line in the half).

Juliana Robertson converted a layup 2:40 into the third quarter to put LCU up 47-36, which was their largest lead of the game. Naomi Torgerson recorded 12 of CSU-Pueblo's 17 points in the quarter, but LCU's 11-point lead was cut to 60-53 through three quarters in the books.

CSU-Pueblo was able to cut LCU's lead to a one possession game on three occasions in the fourth quarter, but the ThunderWolves never had a possession trailing by one possession. The Lady Chaps were able to garner breathing room with a 9-1 run as three minutes remained for a 76-66 lead. LCU never shot better than 40% in each of the first three quarters, but finished with a 7-of-11 (63.6%) shooting stretch during the fourth quarter.

Olivia Robertson scored 13 of her game-high 22 points in the second half and also added seven rebounds in the game. Her sister Juliana finished with a career-high 11 points. The Chitsey sisters combined for 24 points, with Maddi chipping in 11 points and Bobbi proving 13 points. Allie Schulte was LCU's lone non-sister in double figures, scoring 10 points and proving nine assists.

CSU-Pueblo had four players in double figures, led by JaNaiya Davis led CSU-Pueblo with 21 points. They also received 15 points from Laureyn Heyn.

FIVE THINGS TO KNOW ABOUT MSUD

1 > Metro State is coming off a 16-13 record last season and finishing third in the Rocky Mountain Athletic Conference standings with a 15-7 mark.

2 > The Rocky Mountain Athletic Conference preseason picked the Roadrunners fourth in the conference. RMAC Players to Watch for Metro State were Maggie Justinak, Bree Wellington and Jaiden Galloway.

3 > The Roadrunners lose four starters this season, which account for 56.7% of minutes played and produced 67.5% of the points scored during the 2018-19 season. The only returning player is Sophomore Jaiden Galloway (3.9 points, 2.0 assists per game).

4 > - Using a 29-7 scoring advantage in the second quarter, MSU Denver claimed an exhibition game win (79-64) over NAIA program MidAmerica Nazarene. Freshman Ashley Bernales hit six three-pointers in the win.

5 > Prior to playing LCU, Metro State will face Texas A&M - Commerce Friday. TAMUC joined LCU in Grand Junction, Colo. last season as a NCAA Division II South Central Region Tournament qualifier.

THE SERIES AGAINST MSUD

LCU leads the all-time series 4-2. The first meeting was on Nov.5, 2011 (game was an exhibition game for Metro State) with Metro defeating LCU 61-44 in a contest LCU was 0-of-15 from three-point range. LCU claimed a win in the following meeting 81-63 on Nov. 16, 2012 in Denver, as Metro was ranked No.7 nationally and LCU carried a No.1 ranking in the NAIA. Last season, LCU defeated MSU Denver 73-53 (Nov. 9, 2018) overcoming a 15-point deficit in the season opener.

ACTIVE LADY CHAP LEADERS VS. MSUD

Here is a look at LCU's top three active leaders career vs. MSU Denver:

Caitlyn Cunyus 1GP 7.0 pts/g
Allie Schulte 2 GP 9.0 pts/g
Maddi Chitsey 3GP 9.3 pts/g

PREVIOUS RECAP VS. MSUD

Nov. 9, 2018 (Lubbock, Texas) - MSUD:53 - LCU:73

Lubbock Christian University's Maddi Chitsey (21) and Allie Schulte (18) combined for 39 points and No.3/10 LCU was able to overcome a 15-point first half deficit to claim a 73-53 season opening victory Friday inside Rip Griffin Center.

LCU trailed 23-8 with 54 seconds left in the opening quarter, as MSU Denver shot 58% (10/17) from the field in the opening quarter and knocked down three-of-four three-point attempts. Trailing 25-12 1:39 into the second quarter, Schulte, who was 4-of-5 in the game from long distance, hit a three-pointer to ignite a 20-0 LCU run. Schulte scored 10 of the points during the run, which witnessed LCU go 6-of-10 from the field.

Following a tough first quarter, in which LCU was 26.7% from the field (4-of-15), they cruised to shoot 57.5% (23/40) the rest of the way. They outscored MSU Denver 24-8 in the second quarter to take a 34-31 half-time lead.

LCU was 15-of-25 (60%) from the field in the second half. They received 18 points in the second half from Maddi Chitsey, who was 6-of-6 from the field in the half. She was 3-of-3 from long range for a career high three-point field goals mark (three). Chitsey had 11 points in the fourth quarter, as LCU was 10-fo-14 (71.4%) from the field in the quarter to outscore the Roadrunners 24-11.

Schulte and Chitsey were two of three Lady Chaps in double figures, as Olivia Robertson registered 12 points. Robertson was a +22 on the floor and a point shy of Schulte, who was +23. LCU finished the game 49.1% (27/55) from the field, with a 10-of-24 (41.7%) mark from three-point range. They had a 20-8 scoring advantage in points off turnovers after a 19-9 advantage in the turnover category. MSU Denver lost despite 16 points from Emily Hartegan.

18-19 GAME-BY-GAME RESULTS AND HIGHS

Opponent	Date	Score	Points	Rebounds	Assists	Steals	Blocked shots
MSU DENVER	11/09/18	73-53	21-Maddi Chitsey	6-Maddi Chitsey Olivia Robertson	2-Kailin Davis Bobbi Chitsey Maddi Chitsey	6-Olivia Robertson	1-Bobbi Chitsey Maddi Chitsey
COLORADO ST.-PUEBLO	11/10/18	78-74	22-Olivia Robertson	7-Olivia Robertson Bobbi Chitsey	9-Allie Schulte	2-Allie Schulte	1-Juliana Robertson Olivia Robertson
TEX. A&M-COMMERCE	11/12/18	67-42	15-Allie Schulte	7-Olivia Robertson	6-Olivia Robertson Allie Schulte	3-Allie Schulte	1-Juliana Robertson Emma Middleton Bobbi Chitsey Allie Schulte
SOUTHERN NAZARENE	11/16/18	65-40	15-Olivia Robertson	10-Olivia Robertson	4-Maddi Chitsey	1-Olivia Robertson Maddi Chitsey Laynee Burr Kailin Davis Bobbi Chitsey Allie Schulte	3-Emma Middleton Maddi Chitsey
TEX. PERMIAN BASIN	11/17/18	82-39	16-Allie Schulte	6-Bobbi Chitsey Emma Middleton	5-Allie Schulte	1-Bobbi Chitsey Taylor Stevenson Channing Cunyus Kailin Davis Allie Schulte	1-Bobbi Chitsey Maddi Chitsey Ashton Duncan
at Tarleton St.	11/21/18	56-67	23-Olivia Robertson	5-Juliana Robertson	4-Maddi Chitsey	3-Kailin Davis Allie Schulte	1-Emma Middleton Maddi Chitsey
vs Kutztown	11/23/18	72-47	16-Allie Schulte	7-Juliana Robertson	3-Channing Cunyus	3-Allie Schulte	3-Emma Middleton
vs Central Missouri	11/24/18	62-67	25-Olivia Robertson	5-Allie Schulte Juliana Robertson Maddi Chitsey Bobbi Chitsey	4-Allie Schulte	4-Allie Schulte	2-Maddi Chitsey
OUR LADY OF THE LAKE at Southwestern Okla.	12/01/18	77-65	20-Olivia Robertson	13-Olivia Robertson	5-Allie Schulte	3-Olivia Robertson	4-Maddi Chitsey
at Cameron	12/03/18	75-77	25-Olivia Robertson	7-Maddi Chitsey	4-Allie Schulte	4-Olivia Robertson	2-Maddi Chitsey
at Western Washington	12/08/18	62-66	16-Olivia Robertson	7-Bobbi Chitsey	4-Caitlyn Cunyus	3-Kailin Davis	3-Maddi Chitsey
	12/17/18	67-54	23-Olivia Robertson	7-Olivia Robertson	4-Caitlyn Cunyus	5-Bobbi Chitsey	1-Allie Schulte Bobbi Chitsey Juliana Robertson Olivia Robertson Maddi Chitsey Laynee Burr
vs Simon Fraser	12/18/18	70-64	26-Bobbi Chitsey	10-Olivia Robertson	4-Olivia Robertson	4-Olivia Robertson	2-Bobbi Chitsey
EASTERN N.M.	12/31/18	64-48	14-Bobbi Chitsey	8-Olivia Robertson Maddi Chitsey	3-Caitlyn Cunyus Bobbi Chitsey Olivia Robertson	2-Olivia Robertson	3-Maddi Chitsey
at Tex. A&M Int'l	01/10/19	89-39	12-Ashton Duncan	6-Juliana Robertson	3-Maddi Chitsey Caitlyn Cunyus	5-Allie Schulte	1-Emma Middleton Bobbi Chitsey Maddi Chitsey Ashton Duncan
at St. Mary's (TX)	01/12/19	75-42	17-Ashton Duncan	9-Olivia Robertson	3-Olivia Robertson Allie Schulte	3-Allie Schulte	2-Emma Middleton
ROGERS ST.	01/17/19	71-50	13-Allie Schulte	6-Juliana Robertson	4-Caitlyn Cunyus	2-Juliana Robertson	1-Bobbi Chitsey Juliana Robertson
ARK.-FORT SMITH	01/19/19	86-46	15-Maddi Chitsey	9-Maddi Chitsey	5-Maddi Chitsey	3-Allie Schulte	3-Maddi Chitsey
at St. Edward's	01/24/19	66-57	20-Maddi Chitsey	6-Bobbi Chitsey	4-Allie Schulte	2-Bobbi Chitsey Caitlyn Cunyus Allie Schulte Olivia Robertson	2-Bobbi Chitsey
at Oklahoma Christian	1/26/19	84-70	21-Olivia Robertson	15-Bobbi Chitsey	5-Caitlyn Cunyus	2-Olivia Robertson	3-Juliana Robertson Bobbi Chitsey
NEWMAN	01/31/19	66-58	20-Bobbi Chitsey	6-Bobbi Chitsey	4-Allie Schulte Bobbi Chitsey	2-Maddi Chitsey	2-Bobbi Chitsey
ST. MARY'S (TX)	02/02/19	73-55	13-Maddi Chitsey	8-Olivia Robertson	6-Madelyn Turner	3-Caitlyn Cunyus	2-Maddi Chitsey
TEX. A&M INT'L	02/09/19	88-19	17-Allie Schulte	7-Emma Middleton Channing Cunyus Olivia Robertson	4-Bobbi Chitsey	3-Bobbi Chitsey	3-Emma Middleton
at Ark.-Fort Smith	2/14/19	65-29	17-Maddi Chitsey	9-Maddi Chitsey	5-Juliana Robertson	2-Channing Cunyus Madelyn Turner Emma Middleton	1-Emma Middleton Madelyn Turner Maddi Chitsey
at Rogers St.	2/16/19	61-46	20-Maddi Chitsey	9-Olivia Robertson	4-Allie Schulte	3-Olivia Robertson Allie Schulte	2-Bobbi Chitsey
at Newman	2/21/19	67-69	20-Olivia Robertson	10-Olivia Robertson	3-Caitlyn Cunyus	2-Olivia Robertson	3-Bobbi Chitsey
OKLAHOMA CHRISTIAN	02/23/19	93-44	15-Olivia Robertson	7-Emma Middleton	5-Bobbi Chitsey	2-Bobbi Chitsey Allie Schulte	3-Maddi Chitsey
ST. EDWARD'S	03/02/19	72-44	17-Maddi Chitsey	8-Olivia Robertson	4-Olivia Robertson Bobbi Chitsey	3-Bobbi Chitsey	2-Bobbi Chitsey
vs Tex. A&M Int'l	3/7/19	91-43	20-Maddi Chitsey	5-Emma Middleton Allie Schulte Channing Cunyus	5-Madelyn Turner	2-Bobbi Chitsey Allie Schulte Taylor Stevenson	4-Emma Middleton
vs St. Edward's	03/09/19	62-46	17-Maddi Chitsey	9-Olivia Robertson	3-Allie Schulte Olivia Robertson	3-Allie Schulte	3-Maddi Chitsey
vs Newman	03/10/19	78-51	24-Maddi Chitsey	11-Olivia Robertson	6-Olivia Robertson	1-Olivia Robertson Caitlyn Cunyus Bobbi Chitsey Laynee Burr	2-Maddi Chitsey Bobbi Chitsey
vs Tarleton St. at Colorado Mesa	03/15/19 03/16/19	84-53 56-53	23-Olivia Robertson 20-Olivia Robertson	5-Olivia Robertson 5-Olivia Robertson Caitlyn Cunyus Bobbi Chitsey	6-Caitlyn Cunyus 3-Allie Schulte	2-Allie Schulte 3-Maddi Chitsey Allie Schulte	1-Emma Middleton 2-Maddi Chitsey
ANGELO ST.	03/19/19	76-70	26-Maddi Chitsey	10-Maddi Chitsey	2-Olivia Robertson Caitlyn Cunyus Bobbi Chitsey	2-Bobbi Chitsey Olivia Robertson Caitlyn Cunyus	1-Bobbi Chitsey Maddi Chitsey Allie Schulte Olivia Robertson
vs North Georgia	03/26/19	99-54	28-Maddi Chitsey	7-Juliana Robertson	7-Olivia Robertson	1-Madelyn Turner Maddi Chitsey Ashton Duncan Allie Schulte Caitlyn Cunyus	2-Maddi Chitsey
vs Drury vs Southwestern Okla.	03/27/19 03/29/19	69-60 95-85	17-Maddi Chitsey 24-Olivia Robertson	7-Olivia Robertson 13-Maddi Chitsey	4-Caitlyn Cunyus 5-Bobbi Chitsey	2-Allie Schulte 2-Olivia Robertson Bobbi Chitsey	2-Maddi Chitsey 4-Maddi Chitsey

2019-2020 LCU ROSTER

No.	Name	Pos.	Ht.	Cl.	Hometown	High School	Prior School
1	Ashton Duncan	G	5-9	Jr.	Lubbock, Texas	Trinity Christian H.S.	Trinity Christian H.S.
2	Caitlyn Cunyus	G	5-6	Sr.	Canyon, Texas	Canyon H.S.	Canyon H.S.
3	Taylor Stevenson	G	5-11	Jr.	Prosper, Texas	Prosper H.S.	Prosper H.S.
4	Emma Middleton	FW	6-1	Jr.	Lubbock, Texas	Homeschool	Homeschool (Lubbock Titans)
5	Laynee Burr	G	5-9	So.	Stratford, Texas	Stratford H.S.	Stratford H.S.
12	Savannah Sumrall	G	5-9	Fr.	Wellington, Texas	Wellington H.S.	Wellington H.S.
13	Madelyn Turner	G	5-8	Jr.	Abernathy, Texas	Abernathy H.S.	Abernathy H.S.
14	Channing Cunyus	G	5-9	So.	Canyon, Texas	Canyon H.S.	Canyon H.S.
21	Allie Schulte	G	5-10	Jr.	Nazareth, Texas	Nazareth H.S.	Nazareth H.S.
22	Juliana Robertson	FW	5-10	Jr.	Kerrville, Texas	Tivy H.S.	Tivy H.S.
23	Brylee Winfrey	G	5-9	Fr.	Canyon, Texas	Canyon H.S.	Canyon H.S.
24	Maddi Chitsey	FW	6-2	Sr.	Wall, Texas	Wall H.S.	Wall H.S.
32	Courtney Andersen	G	6-0	So.	Spanish Fork, Utah	Maple Mountain H.S.	Eastern Arizona College
34	Whitney Cox	FW	6-1	Fr.	Flower Mound, Texas	Flower Mound H.S.	Flower Mound H.S.

Head Coach: Steve Gomez

Assistant Coaches: Vic Self and Kaycie Wilson



PRONUNCIATIONS

CHITSEY: chitt-see

CUNYUS: kunn-yuss (not koon-yuss)

SCHULTE: shullTee

SUMRALL: sum-rah! (not sumer-all)

CHAPS: shhapps (not CH-apps)

NCAA DIVISION II POLLS



WBCA DIV.II TOP 25 (Preseason)

Rank	School	PTS	First Place	Prev.
1	Drury (35-1)	550	8	3
2	Lubbock Christian (31-6)	538	14	1
3	Grand Valley State (29-4)	458	0	8
4	Azusa Pacific (28-6)	436	0	9
5	Virginia Union (28-3)	404	0	13
6	UC San Diego (30-1)	394	0	6
7	Fort Hays State (32-2)	368	0	5
8	Ashland (29-3)	333	0	11
9	Indiana (PA) (30-4)	330	0	4
10	Saint Anselm (22-10)	328	0	14
11	Central Missouri (25-7)	295	1	NR
12	West Texas A&M (29-4)	264	0	23
13	Anderson (SC) (30-3)	251	0	22
14	Lee (TN) (25-7)	247	0	NR
15	Nova Southeastern (21-12)	228	0	16
16	Alaska Anchorage (30-3)	225	0	7
17	University of the Sciences (30-3)	174	0	12
18	Minnesota State Moorhead (27-7)	172	0	NR
19	Le Moyne (NY) (26-6)	151	0	NR
20	Southwestern Oklahoma State (36-1)	150	0	2
21	Lander (23-9)	139	0	NR
22	Glenville State (30-3)	133	0	25
23	North Georgia (30-5)	132	0	15
24	Angelo State (26-6)	98	0	19
25	Benedict (20-7)	73	0	NR

Dropped Out: - Others receiving votes: Union (TN) (27-4) 61; California (PA) (26-6) 53; Northwest Nazarene (29-3) 53; Lewis (27-5) 50; Harding (21-9) 39; Tampa (22-9) 34; Thomas Jefferson (29-3) 30; Bentley (28-4) 29; Emporia State (22-9) 28; Stonehill (20-10) 23; LeMoyne-Owen (14-12) 19; Colorado Mesa (27-4) 18; Florida Southern (30-4) 17; Carson-Newman (22-8) 16; Michigan Tech (21-9) 10; Central Washington (18-11) 9; Sioux Falls (23-8) 9; Westminster (UT) (21-9) 9; Walsh (25-7) 6; Bowie State (22-6) 2.



D2SIDA DIV.II TOP 25 (Preseason)

Rank	School	Pts.	Rec	Prev.
1	Lubbock Christian (14)	32-5	393	24
2	Drury (2)	37-1	385	1
3	Fort Hays State	32-2	359	3
4	Azusa Pacific	28-6	330	RV
5	Virginia Union	28-3	305	7
6	Anderson	30-3	294	5
7	UC San Diego	30-1	283	2
8	Grand Valley	29-4	268	17
9	Saint Anselm	22-10	267	NR
10	Nova Southeastern	21-12	266	NR
11	Colorado Mesa	27-4	217	15
12	Glenville State	29-4	216	11
13	Ashland	29-3	206	10
14	Central Missouri	25-7	194	22
T15	Florida Southern	30-4	185	12
T15	North Georgia	30-5	185	20
17	West Texas A&M	29-4	130	8
18	IUP	30-4	127	18
19	Le Moyne	26-6	122	NR
20	Union	27-4	100	16
21	Usciences	30-3	81	6
22	MSU-Moorhead	27-7	68	NR
23	Lewis	27-5	47	21
24	Cal U	26-6	44	25
25	Bentley	28-4	31	14

Dropped Out: None

Others: Central Washington (25), Angelo State (24), Carson-Newman (20), Harding (6), Western Washington (6), Southwestern Oklahoma St. (5), Lander (3), Cal Poly Pomona (3), Alaska Anchorage (2), Stonehill (1), Michigan Tech (1), Lee (1)



NCAA SOUTH CENTRAL REGIONAL RANKINGS

Rank School vs. D2 rec. In-Region



D2SIDA SOUTH CENTRAL REGION POLL

Rank	School (First-Place Votes)	W-L	Pts	Prev.
1	Lubbock Christian (6)	32-5	60	
2	Colorado Mesa	27-4	49	
3	West Texas A&M	29-4	46	
4	Angelo State	26-6	45	
5	Westminster	21-8	36	
6	Tarleton State	22-9	27	
7	Texas A&M-Commerce	20-11	20	
8t	Colorado Mines	18-11	18	
8t	Eastern New Mexico	19-11	18	
10	St. Mary's (Texas)	18-10	8	

WEBSITE & BROADCAST PARTNERS

ON THE NET - WWW.LCUCHAPS.COM

The official website of LCU Athletics is where you can find everything relating to the LCU basketball teams. Schedules, results, rosters, bios, statistics and game notes can be found there.

ON THE AIR

LCU is in their fifth season in partnership with Ramar to exclusively carry all non-conflicting basketball contests on radio. The intention is to have all games air live on 100.7FM "The Score", but conflicts may push games to DoubleT 97.3 (KTUU) or Oldies 97.7. Online broadcast links will be provided on LCuchaps.com.

Select home games for LCU are televised on Fox 34 News Now (over-the-air digital channel 34.2, Suddenlink 109) in high definition (HD).

All home games and all Lone Star Conference games are web-streamed (video) online through the Lone Star Conference Digital Network (www.LoneStarConferenceNetwork.com), through a partnership with BlueFrame Technology. LCU's web address with the LSCDN is <https://lonestarconferencenetwork.com/lcu/>. The network will also offer OTT apps which will be available on Apple TV, Amazon Fire TV, Android TV and Roku devices prior to the start of the season by searching for "LSC Digital Network".



HEAD COACH STEVE GOMEZ

AT LCU: 17th Season (397-122)
OVERALL: 17th Season (397-122)

PERSONAL

HOMETOWN: Lubbock, Texas

SPOUSE: Shawna

CHILDREN: Hayden, Landon

EDUCATION

Lubbock Christian / 1988

COACHING EXPERIENCE

Lubbock Cooper High School (7 seasons)

LCU (17th season)

GOMEZ'S YEAR-BY-YEAR RESULTS

2003-2004	16-14
2004-2005	16-14
2005-2006	23-12
2006-2007	26-7
2007-2008	25-10
2008-2009	27-7
2009-2010	19-12
2010-2011	23-10
2011-2012	28-6
2012-2013	31-4
2013-2014	25-1
2014-2015	21-7
2015-2016	35-0
2016-2017	19-11
2017-2018	31-1
2018-2019	32-5



In 10 seasons at the helm while an NAIA institution, the Lady Chaps made 10 consecutive trips to the NAIA Division I Women's Basketball National Championship tournament. Coach Gomez's arrival to the LCU women's basketball program certainly changed the foundation of the program. In those 10 seasons at the helm, LCU posted a 234-96 record under Gomez in the NAIA.

LCU jumped into NCAA Division II transition in 2013 (membership in 2015) and the results have not changed since transitioning. LCU went a remarkable 25-1 overall in 2013-2014 and they completed the Heartland Conference with a perfect 20-0 mark for their first perfect conference record in program history. They followed in 2014-2015 claiming Co-Heartland Conference Regular Season title honors after a 15-3 stretch in conference and a 21-7 overall season. That led to a remarkable 2015-2016 season. A season that started off with an exhibition game loss at NCAA Div. I No.1 Connecticut and ended with a perfect 35-0 season in LCU's first season eligible for NCAA postseason. They went 18-0 in Heartland Conference play to capture a regular season title and then a Heartland Conference Tournament title (first season eligible for the tournament). The Lady Chaps went on to capture a South Central Regional Tournament title and eventually a NCAA Div. II National Title. Gomez claimed WBCA NCAA Div. II National Coach of the Year honors and also spent a portion of the offseason as a court coach at the 2016 USA Basketball Women's U17 World Championship Team Trials in Colorado Springs, Colo.

2015-16 served as a rebuilding year for the Lady Chaps, who returned one starter off the championship squad. Despite the rebuilding, LCU still went 19-11 overall and 12-4 in conference, en route to the Heartland Conference Tournament championship game, which they lost to St. Edward's. They bounced back in 2017-18, claiming another Heartland Conference regular season and tournament title, leading to Gomez receiving Heartland Conference Coach of the Year honors. The Lady Chaps hosted the NCAA Division II South Central Region Tournament for a second time and won the tournament to stamp their second berth towards an NCAA Division II Elite Eight Tournament loss. They lost to eventual national champion Central Missouri at the tournament held in Sioux Falls, S.D., ending their season with a 31-2 record.

The Lady Chaps returned to the Elite Eight Tournament for the third year in a four-year span in the 2018-19 season after claiming a Heartland Conference regular season and tournament title, along with a NCAA Division II South Central Region tournament championship after wins at Colorado Mesa and at home over Angelo State. LCU made an outstanding run towards their second NCAA Division II National Title, defeating Southwestern Oklahoma State in double overtime to claim the trophy. Gomez, who picked up his third Heartland Coach of the Year honor, became the seventh head coach in NCAA Division II women's basketball history to claim multiple titles. He also was named Female Team Coach of the Year at the West Texas Sports Persons of the Year Banquet following the season.

In 16 seasons at LCU (the 2019-20 season marks his 17th), Gomez enters the 2019-2020 season with a 397-122 collegiate coaching record. He also enters his squad into Lone Star Conference play for the first time. He completed Heartland Conference play with a 118-17 (.874) overall record.

In their final two seasons in the NAIA (2011-2012, 2012-2013), LCU set program single-season win records in each of the seasons. The Lady Chaps went 31-4 in 2013-2014, setting a program single-season wins mark (31). The Lady Chaps won their first ever Sooner Athletic Conference Tournament title en route to their final trip to the NAIA National Championship tournament. In 2011-2012, LCU went 28-6 and made their second ever appearance in the Semifinals of the NAIA National Championship Tournament. They lost out to eventual national champions Oklahoma City to mark the second consecutive season in which they lost out to the team who would claim the title. LCU claimed their second Sooner Athletic Conference crown in program history, as they joined Oklahoma City as conference co-champions with a 21-1 record. They handed OCU their only loss of the season.

LCU went 25-10 in 2010-2011 and marched into the Elite Eight for a third time in program history. The Lady Chaps, who finished third in the Sooner Athletic Conference, lost in the NAIA National Championship to eventual national champion Azusa Pacific.

LCU went 19-12 in the 2009-2010 season, which included a 13-9 finish in the Sooner Athletic Conference, and had their season come to an end in the National Tournament. The highlight of the season was an exhibition victory inside the United Spirit Arena against Texas Tech University.

In 2009-2010, the Lady Chaps finished with a solid 27-7 record and made a trip to the Sweet Sixteen of the National Tournament following a second-place Sooner Athletic Conference season. Gomez chalked up a milestone during the season, becoming the all-time women's basketball wins leader at LCU.

LCU had a memorable 2007-2008 campaign, as the Lady Chaps made another voyage to the NAIA National Tournament. The Lady Chaps completed a 25-10 season, which included a trip to the Elite Eight in the tournament for their second best finish in program history.

In 2006-2007, Gomez led the Lady Chaps to a myriad of firsts in their near thirty year history. Lubbock Christian never left the top-10 in the NAIA National Poll, and set a school mark for wins in a season with 26, eclipsing the school mark of 23 they set the prior season. In addition, LCU made its fourth consecutive trip to the NAIA National Tournament, finishing in the Sweet Sixteen and most impressively, the Lady Chaps captured a share of the Sooner Athletic Conference regular season championship, becoming the first school from outside of the State of Oklahoma to do so in the thirty-one years since the conference was founded.

In 2005-2006, Gomez's Lady Chaps enjoyed what was arguably at the time the best season in school history, as they finished with an overall record of 23-12, and made an unparalleled run at the NAIA National Tournament. Seeded sixth in their eight team bracket in the tournament, Gomez's girls proceeded to oust four of the top six teams in the nation and become the lowest seed ever to reach either the Fab Four or National Championship; appropriately enough, he was named the SAC's Coach of the Year.

In his first season, Gomez's Lady Chaps went 16-14 and finished fifth in the Sooner Athletic Conference. While this might appear to be an average year, big wins for the Lady Chaps and entry into the NAIA National Poll for the first time proved good enough for an at-large bid to the NAIA National Tournament: LCU women's first trip to the big dance. In his second season, the Lady Chaps were able to maintain that level of success. After getting off to the best conference start since joining the Sooner Athletic Conference at 6-2, LCU finished SAC play at 10-8, good enough for another fifth place finish, and for the second season in a row, Coach Gomez guided the Lady Chaps to the NAIA National Tournament.

An LCU graduate, Gomez was a standout perimeter player for Coach John Copeland in the late 1980s, and to this day, he still holds the school record for career free throw percentage at .855. He graduated in 1988 with a Bachelor's of Science Degree in Mathematics and consistently used his degree to teach in the classroom while pursuing coaching on the sidelines. Gomez's career began at Lubbock Monterey High School where he served as an assistant coach in the men's basketball program from 1988 to 1995. In 1996, Gomez accepted the men's basketball head coaching position at Lubbock Cooper High School, where he remained until returning to Lubbock Christian University to take over the reigns of the Lady Chaps in 2003. During his seven seasons at Cooper, the basketball program broke new ground making the playoffs four times, managing the school's first state ranking, and capturing the Pirates only district championship in Gomez's final season. One of the main reasons Coach Gomez is so successful on the court is the support he receives off of it. Steve has been married to his wife Shawna for 29 years, and the couple has two children: Hayden and Landon.



VIC SELF ASSISTANT COACH

Self is a longtime familiar face to basketball among the South Plains. He spent 25 years coaching basketball at Lubbock's Monterey High School and 20 spent as the head coach of the Plainsmen boy's basketball team. Self is no stranger to LCU. The Portales, New Mexico native lettered in basketball and tennis at Lubbock Christian in 1980-1981, after spending two years at Eastern New Mexico University. His

first coaching job was as an assistant coach for John Copeland on the Chaps basketball staff. In two decades at Monterey, Self compiled a 416-237 record, four district titles and 13 playoff appearances. Monterey even made a trip to the regional tournament. He rejoins Gomez, but in a reversal of roles. Gomez served as an assistant for Self from 1988-1996. Self resigned from coaching basketball in 2008, but continued to coach boy's golf at Monterey until retiring in 2011.



KAYCIE WILSON - ASSISTANT COACH

Kaycie joined the LCU women's basketball coaching staff in the 2014-15 season as a graduate assistant through the 2015-16 season. She played an integral role in the coaching staff when the Lady Chaps went on to win the NCAA Div. II National Championship in the 2015-16 season. She spent her senior season (2013-14) playing in the interior of LCU's first season in the Heartland Conference, which went 20-0 in conference for a regular season first place finish. She spent three seasons (09/10 - 11/12) at NCAA Div. I Missouri-Kansas City, where she combined to average 4.9 points and 3.9 rebounds in 87 games. The forward also combined for 44 steals, 95 assists and 34 blocks for UMKC (21 blocks as a sophomore). Boyles was a multiple recipient on The Summit League Winter/Spring Academic All-League Team and the Commissioner's List of Academic Excellence as a distinguished scholar. She is a Lubbock native and a product of Coronado High School, where she was rated the No.45 best forward in the nation by Collegiate Girls Basketball Report and the No.55 best player in Texas by Premier Basketball Report. The multi-winning All-State recipient was named the Girls Basketball Player of the Year by the Lubbock Avalanche Journal, as well as the 2009 5A-4A All-South Plains Player of the Year after 17.6 points and 7.9 rebounds a game.

OPPONENT BREAKDOWN

Colorado State-Pueblo (0-0)



Location: Pueblo, Colo.

Enrollment: 5,000

Head Coach: Tommie Johnson

Assistant Coach: Ali Ford

ALL-TIME MEETINGS (LCU leads 5-4)

Date	Winner	Score
12/9/88	LCU (H)	58-56
12/8/89	CSU-P (H)	73-72
12/7/02	LCU (H)	90-82
12/3/04	CSU-P (H)	79-67
12/2/05	CSU-P (H)	72-64
11/13/15	LCU (R)	68-43
11/12/16	CSU-P (N1)	65-61
11/10/17	LCU (N2)	57-52
11/9/18	LCU (H)	78-74

(H) - Home team won

(R) - Road team won

(N1) - Neutral Site Game in Denver, Colo.

(N2) - Neutral Site Game in Commerce, Texas

LCU SERIES HIGHS (SINCE 2008)

Points:	90	at LCU 12/7/02
Individual Points:	22	Olivia Robertson 11/10/18
Field Goal %:	.500	at CSU-P 11/13/15
Indiv. FG made:	8	Olivia Robertson 11/12/16
Three-pointers:	10	vs CSU-P 11/10/18
Individual "3's":	3	Four Tied
Rebounds:	47	at CSU-P 11/13/15
Individual Reb:	10	Nicole Hampton 11/13/15
Assists:	22	vs CSU-P 11/10/18
Individual Assists:	9	Allie Schulte 11/10/18
Blocks:	6	at CSU-P 11/13/15
Individual Blocks:	3	Tess Bruffey 11/13/15

ROSTER

No.	Name	Yr.	Pos.	Height	Hometown/Previous School
1	Nicole Smith	Sr.	G	5-6	Long Beach, Calif./ Millikan HS (Arizona Western)
2	Ja'Naiya Davis	So.	G	5-8	Hewitt, Texas / Midway HS
3	Sydni Williams	Jr.	F/C	6-1	Little Rock, Ark. / Parkview Magnet HS (Three Rivers CC)
4	Annabelle Brewer	Sr.	G	5-9	Centennial, Colo./ Arapahoe HS (Colorado Christian)
5	Harmony Pettis	Jr.	G	5-7	Colorado Springs, Colo. / Liberty HS (McLennan CC)
11	Danielle Craft	Jr.	G	5-11	Sacramento, Calif. /Pondersona HS (Weber State/NMJC)
12	Jade Adams	Jr.	F	6-0	Falcon, Colo. / Falcon HS
13	Khiya Adams	Sr.	F	6-0	Falcon, Colo. / Falcon HS
20	Tajuana Perkins	Jr.	G	5-4	Colorado Springs, Colo. / Mesa Ridge HS
21	Kansas Watts	So.	G/F	5-10	Houston, Texas / Episcopal HS
22	Aubrey Robinson	So.	G/F	5-7	Colorado Springs, Colo. / Sierra HS
23	Jordyn Keck	So.	G	5-9	Pueblo, Colo. / Pueblo West, Colo. (Otero JC)
24	Hannah Diaz	Jr.	G	5-9	Peyton, Colo./ Falcon HS (Lamar CC)
40	Reilly Dunn	So.	F/C	6-2	Fort Collins, Colo. / Fossil Ridge HS (South Plains Coll.)

TEAM STATISTICS (18-19 FINAL)

RECORD:	OVERALL	HOME	AWAY	NEUTRAL
ALL GAMES	16-13	7-6	8-6	1-1
CONFERENCE	14-8	6-5	8-3	0-0
NON-CONFERENCE	2-5	1-1	0-3	1-1

		Total		3-Point		F-Throw		Rebounds															
#	Player	gp-gs	min	avg	fg-fga	fg%	3fg-fga	3fg%	ft-fga	ft%	off	def	tot	avg	pf	dq	a	to	blk	stl	pts	avg	
11	Jennah Knafele	29-27	962	33.2	141-367	.384	76-209	.364	78-107	.729	12	91	103	3.6	76	3	89	70	21	66	436	15.0	
13	Khiya Adams	29-26	754	26.0	148-290	.510	0-1	.000	64-99	.646	37	168	205	7.1	83	1	15	64	28	36	360	12.4	
02	Ja'Naiya Davis	28-26	931	33.2	130-296	.439	10-29	.345	55-79	.696	38	108	146	5.2	65	3	108	91	20	55	325	11.6	
03	Sydni Williams	23-16	522	22.7	68-155	.439	0-0	.000	79-109	.725	51	84	135	5.9	67	0	12	59	22	7	215	9.3	
23	Naomi Torgerson	21-18	624	29.7	52-169	.308	21-86	.244	34-55	.625	16	54	70	3.3	33	0	32	36	6	33	160	7.6	
33	Lauren Heyn	18-10	421	23.4	49-98	.500	1-1	1.000	38-50	.760	33	55	88	4.9	53	4	18	15	19	13	137	7.6	
21	Kansas Watts	27-2	537	19.9	53-127	.417	0-5	.000	22-38	.579	48	46	94	3.5	37	0	13	25	16	12	128	4.7	
24	Nadirah Oakman	28-7	598	21.4	38-120	.317	4-17	.235	19-29	.655	22	28	50	1.8	34	0	20	24	0	15	99	3.5	
22	Aubrey Robinson	10-0	51	5.1	8-18	.444	2-6	.333	5-5	1.000	2	1	3	0.3	8	0	3	6	1	2	23	2.3	
01	Nicole Smith	23-2	297	12.9	9-36	.250	2-4	.500	8-16	.500	11	28	39	1.7	28	1	21	21	1	7	28	1.2	
04	Annabelle Brewer	7-1	49	7.0	2-9	.222	2-7	.286	2-4	.500	0	5	5	0.7	3	0	4	1	2	8	1.1		
12	Jade Adams	16-0	87	5.4	6-23	.261	0-1	.000	5-13	.385	8	14	22	1.4	14	0	5	12	2	4	17	1.1	
20	Tajuana Perkins	2-0	4	2.0	0-1	.000	0-0	.000	0-0	.000	1	0	1	0.5	1	0	0	1	0	0	0	0.0	
Team																							
Total.....		29	5837		704-1709	.412	118-366	.322	410-605	.678	320	740	1060	36.6	502	12	340	433	137	252	1936	66.8	
Opponents.....		29	5837		680-1693	.402	161-488	.330	387-542	.714	344	753	1097	37.8	543	-	390	483	79	230	1908	65.8	

2018-2019 RESULTS

Date	Opponent	Score
11/09/18	vs Tex. A&M-Commerce	W 77-68
11/10/18	at Lubbock Christian	L 74-78
11/16/18	MONTANA WESTERN	L 78-80
11/17/18	MONTANA WESTERN	W 68-64
11/23/18	vs Eastern N.M.	L 54-58
11/24/18	at West Tex. A&M	L 70-91
12/01/18	at N.M. Highlands	W 76-48
12/08/18	ADAMS STATE	W 65-64
12/08/18	FORT LEWIS	W 70-53
12/14/18	at Westminster (UT)	L 58-65
12/15/18	at Dixie State	W 73-70
01/04/19	at Colorado Christian	W 80-67
01/05/19	at Regis (CO)	W 85-75
01/11/19	WESTERN	L 62-71
01/12/19	COLORADO MESA	L 58-67
01/18/19	at MSU Denver	L 51-82
01/19/19	at Chadron State	W 68-67
01/25/19	at South Dakota Mines	W 56-39
01/26/19	at Black Hills State	W 68-58
02/01/19	MINES	L 47-66
02/02/19	UCCS	L 59-67
02/08/19	BLACK HILLS STATE	W 73-63
02/09/19	SOUTH DAKOTA MINES	W 58-50
02/15/19	at UCCS	W 73-67
2/16/19	at Mines	L 54-70
02/22/19	CHADRON STATE	W 74-70
02/23/19	MSU DENVER	L 69-74
3/1/19	N.M. HIGHLANDS	W 81-54
3/5/19	at Mines	L 57-62

* - Conference game

OPPONENT BREAKDOWN METROPOLITAN STATE (0-0)



Location: Denver, Colo.
Enrollment: 21,000
Head Coach: Tanya Haave
Assistant Coaches: Alexa Hardick,
Taylor Proctor

ALL-TIME MEETINGS (LCU leads 4-2)

Date	Winner	Score
11/5/11	Metro State(R)	61-44
11/16/12	LCU (R)	81-63
11/14/15	LCU (N1)	72-44
11/11/16	Metro State(H)	67-51
11/11/17	LCU (N2)	71-53
11/9/18	LCU (H)	73-53

(H) - Home team won
(R) - Road team won
(N1) - Neutral Site Game in Pueblo, Colo.
(N2) - Neutral Site Game in Commerce, Texas

LCU SERIES HIGHS

Points:	81	at MSUD 11/16/12
Individual Points:	23	Nicole Hampton 11/16/12
Field Goal %:	.566	at MSUD 11/16/12
Indiv. FG made:	8	Nicole Hampton 11/16/12
Three-pointers:	10	3 times
Individual "3's":	6	Kelsey Hoppel 11/14/15
Rebounds:	45	vs MSUD 11/14/15
Individual Reb:	12	Nicole Hampton 11/16/12
Assists:	15	vs MSUD 11/16/12
Individual Assists:	5	Kelsey Canavan 11/16/12
Blocks:	6	vs MSUD 11/11/16
Individual Blocks:	5	Allison Szabo 11/11/16

ROSTER

#	Name	Yr.	Pos.	Ht.	Hometown (High School)/Previous School
4	Maggie Justinak	Jr.	G	5-8	Rock Springs, Wyo. (Rock Springs)/Casper College
10	Abbigail Juozapaitis	So.	G	5-7	Snohomish, Wash. (Glacier Peak)
11	Jaiden Galloway	So.	G	5-6	Aurora, Colo. (Grandview)
12	Jaela Richardson	R-Fr.	F	5-10	Saginaw, Mich. (Cherry Creek (Colo.))
14	Losalini Katia	Jr.	C	6-3	Wyoming, Australia (Pennant Hills)
21	Bree Wellington	Sr.	F	5-10	Fresno, Calif. (Buchanan)
22	Mariah Schroeder	Jr.	G	5-7	Caledonia, Minn. (Caledonia)
23	Alex Walker	Fr.	G	5-7	Richfield, Minn. (Academy of Holy Angels)
24	Morgan Lewis	So.	G/F	5-10	Pagosa Springs, Colo. (Pagosa Springs)
32	Leya Harvey	Sr.	F	6-1	West Jordan, Utah (Bingham)/Utah Valley
33	Gabi Lucero	Fr.	F	6-0	Pueblo, Colo. (Pueblo South)
35	Ashley Bernales	Fr.	G	5-10	San Marcos, Calif. (San Marcos)
44	Kimaui Toia	R-Jr.	C	6-2	West Valley, Utah (Hunter)/Salt Lake C.C.

TEAM STATISTICS (18-19 FINAL)

RECORD:	OVERALL	HOME	AWAY	NEUTRAL
ALL GAMES	16-13	10-5	6-7	0-1
CONFERENCE	15-7	9-2	6-5	0-0
NON-CONFERENCE	1-6	1-3	0-2	0-1

#	Player	gp-gs	Total		3-Point		F-Throw		Rebounds													
			min	avg	fg-fga	fg%	3fg-fga	3fg%	ft-fa	ft%	off	def	tot	avg	pf	dq	a	to	blk	stl	pts	avg
04	Jaelynn Smith	29-29	973	33.6	144-347	.415	29-81	.358	134-164	.817	32	166	198	6.8	77	1	180	115	5	60	451	15.6
41	Emily Hartegan	27-27	754	27.9	172-310	.555	2-5	.400	39-44	.886	61	161	222	8.2	52	1	20	47	4	12	385	14.3
23	Jonalyn Wittwer	29-29	969	33.4	90-258	.349	71-197	.360	21-26	.808	27	53	80	2.8	51	2	37	39	3	24	272	9.4
21	Bree Wellington	29-7	581	20.0	77-151	.510	0-0	.000	31-68	.456	60	64	124	4.3	84	7	8	39	18	29	185	6.4
25	Mikayla Gonzales	29-29	620	21.4	66-156	.423	1-3	.333	30-42	.714	24	94	118	4.1	81	5	15	38	6	11	163	5.6
11	Jaiden Galloway	29-24	785	27.1	36-128	.281	20-63	.317	20-31	.645	21	29	50	1.7	64	1	59	49	8	51	112	3.9
22	Mariah Schroeder	22-0	275	12.5	30-68	.441	5-17	.294	12-16	.750	4	19	23	1.0	20	0	17	17	3	9	77	3.5
24	Morgan Lewis	27-0	236	8.7	36-61	.590	4-9	.444	10-15	.667	23	68	91	3.4	31	1	10	11	0	6	86	3.2
10	Abbigail Juozapaitis	27-0	398	14.7	25-104	.240	23-95	.242	4-6	.667	12	33	45	1.7	22	0	28	16	0	9	77	2.9
14	Losalini Katia	27-0	215	8.0	32-73	.438	0-6	.000	10-15	.667	15	30	45	1.7	40	1	9	20	9	12	74	2.7
33	Paris Forcadilla	4-0	41	10.3	0-6	.000	0-4	.000	1-2	.500	1	1	2	0.5	2	0	4	8	0	1	1	0.3
Team											36	65	101				10					
Total.....		29	5847		708-1662	.426	155-480	.323	312-429	.727	316	783	1099	37.9	524	19	387	409	56	224	1883	64.9
Opponents.....		29	5855		613-1567	.391	178-523	.340	338-511	.661	246	686	932	32.1	475	-	322	414	69	184	1742	60.1


2018-2019 RESULTS

Date	Opponent	Score
11/09/18	at Lubbock Christian	L 53-73
11/10/18	vs Tex. A&M-Commerce	L 66-71
11/17/18	WEST TEXAS A&M	L 63-66
11/23/18	MINNESOTA STATE-MOOR	L 41-62
11/24/18	WINONA STATE	w 58-55
* 12/01/18	at Chadron State	Wot 64-61
* 12/07/18	at Regis (CO)	w 58-50
* 12/08/18	at Colorado Christian	Lot 71-73
* 12/15/18	COLORADO MESA	L 63-68
* 12/16/18	WESTERN STATE	L 46-66
12/30/18	at Northern State	L 41-52
* 01/04/19	FORT LEWIS	w 78-61
* 01/05/19	ADAMS STATE	w 60-36
* 01/11/19	at Dixie State	L 55-62
* 1/12/19	at Westminster (UT)	L 71-73
* 01/18/19	CSU-PUEBLO	w 82-51
* 01/19/19	NEW MEXICO HIGHLANDS	w 81-41
* 01/25/19	COLORADO SCHOOL OF M	w 67-58
* 01/26/19	UCCS	w 60-56
* 02/01/19	at South Dakota Mines	w 70-38
* 02/02/19	at Black Hills State	w 69-54
* 02/08/19	at UCCS	L 69-84
* 2/9/19	at Colorado School of M	L 63-69
* 02/15/19	BLACK HILLS STATE	w 62-50
* 02/16/19	SOUTH DAKOTA MINES	w 70-58
* 02/22/19	at New Mexico Highlands	w 101-63
* 02/23/19	at CSU-Pueblo	w 74-69
* 03/01/19	CHADRON STATE	w 71-59
03/05/19	REGIS (CO)	L 56-63

* = Conference game

LAST TIME OUT: Lady Chaps Crowned Champions in Columbus

LCU Claims Second National Championship in Program History




95

LUBBOCK CHRISTIAN -VS- SOUTHWESTERN OKLA. ST.

MAR. 29 - COLUMBUS, OHIO

ALUMNI HALL



85

There were no losers Friday night inside Alumni Hall for the NCAA Division II Women's Basketball National Championship, but there was a winner... Lubbock Christian University's Maddi Chitsey nailed a three-pointer with 2.5 seconds left to force the first-ever double overtime contest in the history of the NCAA Division II title game, and the No.5-seed Lady Chaparrals outscored No.2-seed Southwestern Oklahoma State 20-10 in the second overtime to pull off a 95-85 upset win for their third upset-win of the tournament and their second NCAA Division II national championship title in program history.

LCU had trailed for 4:22 of the five-minute first overtime. Bethany Franks connected on a three-pointer 21 seconds into the first overtime, proving the Lady Bulldogs much of the first overtime momentum. LCU's lone seniors, Bobbi Chitsey and Olivia Robertson, each connected on streaking shots down low and their 4-0 run provided LCU a 72-71 lead with 35 seconds left. The lead was brief, as Franks got SWOSU the lead back with a field goal with 21 seconds remaining. Following an LCU turnover, LCU was forced to foul, and they put Taber Beer to the line. Beer hit both free-throws, sending the Lady Bulldogs faithful in attendance into a frenzy as they led 75-72 with 11 seconds remaining.

The Lady Chaps had they shot they wanted, with Olivia Robertson slipping behind a screen on the right side of the perimeter and launching an open three-point attempt. It hit off the back-iron and did not go in. The rebound carried all the way to the right-elbow, where Allie Schulte leaped for the offensive rebound. She tossed it to the right corner, where Maddi Chitsey was waiting. Chitsey completed an open step-back three-pointer and it went in with 2.5 seconds left, sending the fourth NCAA Division II title game overtime to a first double overtime.

SWOSU attempted to open the second overtime as they did the first, with a three-pointer, but their first two attempts were unsuccessful. They ended up missing their first seven attempts, which LCU capitalized on. LCU, who closed the game making their final five field goal attempts (eight of their last nine, with Robertson's three-point miss serving as the lone miss) received a jumper and three-point from Robertson and it ignited a 10-0 run for LCU. The Lady Chaps cruised from there, outscoring SWOSU 20-10 in the second overtime.

The Lady Bulldogs had four sequences in the game in which they missed at least six consecutive shots (LCU never missed more than four consecutive shots at any point throughout the game). The biggest dry spell for SWOSU came at the opening tip of the contest. LCU opened the game on a 10-0 run and an early time out allowed SWOSU to prevent any further immediate damage. Bailey Tucker got SWOSU back into the game. She drew a foul on a three-point play in the closing seconds of the first quarter, cutting LCU lead to 17-11 at quarter's end. SWOSU trailed by six points despite shooting 11.8% (2-of-17) in the quarter.

Tucker had two of the five Lady Bulldogs three-point makes in the second quarter quarter. A 19-4 SWOSU run in the second quarter allowed them to take a 33-26 lead into the dressing room. Tucker opened the third quarter with a three-pointer (a string of three-straight made from long range) building the advantage to 10 (36-26). The Lady Bulldogs would then go 4-of-17 from the field (23.5%) and LCU would rattle off a 15-0 run covering a span of three minutes and LCU regained the lead at 41-36. LCU would outscore SWOSU 29-16 in the quarter to head into the fourth quarter leading 56-49.

LCU struggled from the field in the fourth quarter. They closed regulation making two of their last nine attempts. Neither team had a field goal in the final 80 seconds. LCU only had one shot attempt taken in the span, while SWOSU had a pair of unsuccessful attempts, which led to the game carrying into overtime.

Southwestern Oklahoma State fell short of claiming their first NCAA Division II in program history. Their season ended at 35-2. Hailey Tucker posted 30 points and 16 rebounds in a double-double performance, which led to All-Tournament Team honors. Tucker's points and rebounds were the highest posted against the Lady Chaps (in each category) this season. They also received 25 points from Franks and 12 points from Hayden Priddy.

LCU received a double-figures from five players, with Maddi Chitsey leading all Lady Chaps with a double-double consisting of 22 points and 13 rebounds. Olivia Robertson led LCU with 24 points. Schulte finished with 17 points and Bobbi Chitsey and Caitlyn Cunyus each had 10 points. Cunyus also tied a career high with seven rebounds. Schulte finished 1-of-2 from three-point range and finished the season 60-of-116 from three-point range (51.7%) setting a program single-season record for three-point percentage.

Chitsey and Robertson claimed All-Tournament Team members for the tournament, with Robertson claiming Most Outstanding Player of the tournament. Robertson averaged 17.7 points per game. Chitsey averaged 22.3 points per game at the tournament.

Robertson was playing in her 124th career game, sitting a new Heartland Conference record for career games (Nicole Hampton holds the LCU record at 129). She finished her LCU career with 1,107 career points. Over her LCU career, Robertson compiled an 87.3% career free-throw shooting percentage, which ranks third all-time in LCU program history. Bobbi Chitsey also concludes her LCU playing career. She competed in 122 career games (tied for third place on the Heartland Conference career list of games played). Chitsey compiled 892 career points. The pair of seniors, who are each All-Conference selections this season, have a four-year record of 117-17 (87.3%), which includes a 57-5 conference record, and they went 58-0 in home games.

The championship is the second in program history. The Lady Chaps, who completed the season 32-5, claimed their first national title in 2015-16, which was their first season eligible for NCAA postseason play. LCU is ninth team in NCAA Division II to win multiple national titles in women's basketball. Lady Chaps head coach Steve Gomez becomes the seventh head coach in NCAA Division II women's basketball history to claim multiple titles.

LCU's title in women's basketball is the 16th national title for all programs. The university has 11 national titles among their running programs, while baseball (two) and softball join the two titles in women's basketball to account for the 16 titles.

INSIDE THE NUMBERS

LCU's road to the title involved ending 35-game win streaks to each of their final two opponents. Drury (semi-final game) was 35-0 before falling to LCU and SWOSU lost their season opener before winning 35 straight games until losing to the Lady Chaps Friday. Speaking of 35, LCU's first national title was off a 35-0 season.

Lubbock Christian 95 • 32-5

#	Player		Total		3-Ptr		Rebounds		PF	TP	A	T	Blk	Stl	Min	
			FG-FGA	FG-FGT	FT-FTA	Off	Def									
20	Olivia Robertson	f	11-19	2-5	0-2	1	6	7	4	24	2	5	0	2	50	
24	Maddi Chitsey	f	8-16	2-4	4-6	2	11	13	4	22	3	1	4	0	43	
42	Bobbi Chitsey	f	4-11	1-6	1-3	1	7	8	1	10	5	2	2	2	44	
02	Caitlyn Cunyus	g	4-10	2-6	0-0	0	7	7	1	10	2	4	0	0	42	
21	Allie Schulte	g	5-9	1-2	6-6	2	1	3	2	17	4	3	1	1	43	
10	Kallin Davis	g	0-1	0-0	0-0	0	0	0	0	0	0	0	0	0	2	
13	Madelyn Turner	g	3-3	1-1	1-1	0	0	0	2	8	0	0	0	0	13	
22	Juliana Robertson	g	1-1	0-0	2-2	1	1	2	0	4	2	2	0	0	13	
Team							2		6		8		1			
Totals			36-70		9-24		14-20		9		39		48		14	

1st - FG %:	8-13	61.5%	2nd - FG %:	3-14	21.4%	3rd - FG %:	12-18	66.7%	4th - FG %:	5-14	35.7%	Game:	36-70	51.4%	Deadball	
3FG %:	0-2	0.0%	3FG %:	1-6	16.7%	3FG %:	4-6	66.7%	3FG %:	1-5	20.0%	Rebounds	9-24	37.5%	Rebounds	3,1
FT %:	1-2	50.0%	FT %:	2-2	100.0%	FT %:	1-1	100.0%	FT %:	0-0	0.0%	Chance	14-20	70.0%	Chance	

Southwestern Okla. 85 • 35-2

#	Player		FG-Total		3-Ptr		Rebounds			PF	TP	A	T	Blk	Stl	Min
			FG	FGA	FT	FTA	Off	Def	Total							
12	Hailey Tucker	f	10-25	5-13	5-5	2	14	16	3	30	2	3	3	3	50	
23	Bethany Franks	f	8-18	1-3	8-10	2	4	6	5	25	1	1	0	6	48	
14	Hayden Priddy	g	4-13	2-8	2-2	1	5	6	1	12	2	2	1	1	50	
15	Taylor Hedrick	g	1-5	0-2	0-0	1	0	1	1	2	1	0	0	0	14	
21	Tyra Aska	g	1-11	1-5	0-0	8	2	10	2	3	8	2	0	1	49	
02	Taber Beer	g	2-6	2-5	2-2	0	1	1	4	8	2	2	0	0	24	
10	Katie Percival	g	0-0	0-0	0-0	0	1	1	0	0	0	0	0	0	1	
11	Savannah Gray	g	0-1	0-0	0-0	1	0	1	2	0	0	0	0	0	1	
22	Maddie Sperle	g	2-5	1-2	0-0	0	0	0	0	5	1	0	0	0	13	
Team						1	2	3				1				
Totals			28-84	12-38	17-19	17	28	45	18	85	17	11	4	11	250	

1st - FG %:	2-17	11.8%	2nd - FG %:	8-17	47.1%	3rd - FG %:	5-16	31.3%	4th - FG %:	6-15	40.0%	Game:	28-84	33.3%	Deadball	
3FG %:	0-5	0.0%	3FG %:	5-9	55.6%	3FG %:	2-7	28.6%	3FG %:	3-8	37.5%	Rebounds	12-38	31.6%	Rebounds	1
FT %:	7-7	100.0%	FT %:	1-2	50.0%	FT %:	4-4	100.0%	FT %:	2-2	100.0%	Chance	17-19	89.5%	Chance	

Officials: Ryan Nunes, Cara Seggie, Michelle Kramer

Technical fouls: Lubbock Christian-None. Southwestern Okla.-None.

Attendance: 593

2018-19 Women's Basketball, Round: 0. Lubbock Christian vs Southwestern Okla..

Score by periods	1st	2nd	3rd	4th	OT	OT2	Total
Lubbock Christian	17	9	29	11	9	20	95
Southwestern Okla.	11	22	16	17	9	10	85

Last FG - LCU 07:01:49, SWOSU 07:00:19.
Largest lead - LCU by 13 07:01:19, SWOSU by 10 3rd:09:22.
LCU led for 29:26. SWOSU led for 14:23. Game was tied for 06:11.

Points	In	Off	Paint	T/O	Chance	Break	Bench
LCU	48	13	8	13	12		
SWOSU	24	29	10	5	13		

Score tied - 7 times.
Lead changed - 12 times.



2018-2019 FINAL STATISTICS

Overall record: 32-5 Conf: 13-1 Home: 15-0 Away: 8-4 Neutral: 9-1

#	Player	gp-gs	min	avg	Total		3-Point		F-Throw		Rebounds				pf	dq	a	to	blk	stl	pts	avg
					fg-fga	fg%	3fg-fga	3fg%	ft-fa	ft%	off	def	tot	avg								
01	Ashton Duncan	31-0	303	9.8	38-121	.314	26-93	.280	8-13	.615	12	23	35	1.1	14	0	17	12	2	7	110	3.5
02	Caitlyn Cunyus	32-26	831	26.0	67-157	.427	45-111	.405	18-30	.600	9	84	93	2.9	46	0	93	50	2	23	197	6.2
03	Taylor Stevenson	21-0	137	6.5	12-26	.462	5-9	.556	2-3	.667	4	15	19	0.9	7	0	9	7	1	5	31	1.5
04	Emma Middleton	32-0	247	7.7	42-87	.483	0-1	.000	17-28	.607	19	44	63	2.0	28	0	9	19	24	6	101	3.2
05	Laynee Burr	25-0	192	7.7	22-49	.449	9-21	.429	12-15	.800	5	4	9	0.4	14	0	9	14	1	11	65	2.6
10	Kailin Davis	37-14	544	14.7	44-108	.407	14-46	.304	20-29	.690	14	37	51	1.4	32	1	18	34	1	21	122	3.3
13	Madelyn Turner	36-0	408	11.3	44-90	.489	25-48	.521	8-13	.615	7	29	36	1.0	26	0	45	31	1	15	121	3.4
14	Channing Cunyus	22-0	160	7.3	17-29	.586	2-5	.400	14-20	.700	4	33	37	1.7	15	0	16	10	0	11	50	2.3
20	Olivia Robertson	37-37	1170	31.6	189-362	.522	38-106	.358	127-146	.870	56	178	234	6.3	60	0	86	73	10	53	543	14.7
21	Allie Schulte	37-36	1023	27.6	138-252	.548	60-116	.517	55-71	.775	33	78	111	3.0	59	0	110	77	10	67	391	10.6
22	Juliana Robertson	37-2	627	16.9	61-116	.526	3-12	.250	49-71	.690	50	92	142	3.8	56	0	53	47	16	26	174	4.7
24	Maddi Chitsey	37-35	894	24.2	191-364	.525	26-68	.382	103-142	.725	59	153	212	5.7	91	2	60	73	54	20	511	13.8
42	Bobbi Chitsey	36-35	921	25.6	114-233	.489	41-108	.380	51-71	.718	24	139	163	4.5	82	2	77	53	33	36	320	8.9
Team											26	59	85					35				
Total.....		37	7457		979-1994	.491	294-744	.395	484-652	.742	322	968	1290	34.9	530	5	602	535	155	301	2736	73.9
Opponents.....		37	7451		707-2027	.349	198-689	.287	374-523	.715	326	712	1038	28.1	616	8	345	585	67	248	1986	53.7

TEAM STATISTICS	LCU	OPP
SCORING	2736	1986
Points per game	73.9	53.7
Scoring margin	+20.3	-
FIELD GOALS-ATT	979-1994	707-2027
Field goal pct	.491	.349
3 POINT FG-ATT	294-744	198-689
3-point FG pct	.395	.287
3-pt FG made per game	7.9	5.4
FREE THROWS-ATT	484-652	374-523
Free throw pct	.742	.715
F-Throws made per game	13.1	10.1
REBOUNDS	1290	1038
Rebounds per game	34.9	28.1
Rebounding margin	+6.8	-
ASSISTS	602	345
Assists per game	16.3	9.3
TURNOVERS	535	585
Turnovers per game	14.5	15.8
Turnover margin	+1.4	-
Assist/turnover ratio	1.1	0.6
STEALS	301	248
Steals per game	8.1	6.7
BLOCKS	155	67
Blocks per game	4.2	1.8
ATTENDANCE	8086	8593
Home games-Avg/Game	15-539	12-401
Neutral site-Avg/Game	-	10-378

Score by Periods	1st	2nd	3rd	4th	OT	OT2	Totals
Lubbock Christian	698	624	723	662	9	20	2736
Opponents	434	487	493	553	9	10	1986

Date	Opponent	Score	Att.
11/09/18	MSU DENVER	w 73-53	375
11/10/18	COLORADO ST.-PUEBLO	w 78-74	731
11/12/18	TEX. A&M-COMMERCE	w 67-42	408
11/16/18	SOUTHERN NAZARENE	w 65-40	387
11/17/18	TEX. PERMIAN BASIN	w 82-39	359
11/21/18	at Tarleton St.	L 56-67	574
T 11/23/18	vs Kutztown	w 72-47	132
T 11/24/18	vs Central Missouri	L 62-67	118
12/01/18	OUR LADY OF THE LAKE	w 77-65	325
12/03/18	at Southwestern Okla.	L 75-77	636
12/08/18	at Cameron	L 62-66	213
& 12/17/18	at Western Washington	w 67-54	238
& 12/18/18	vs Simon Fraser	w 70-64	72
12/31/18	EASTERN N.M.	w 64-48	637
* 01/10/19	at Tex. A&M Int'l	w 89-39	106
* 01/12/19	at St. Mary's (TX)	w 75-42	258
* 01/17/19	ROGERS ST.	w 71-50	1237
* 01/19/19	ARK.-FORT SMITH	w 86-46	421
* 01/24/19	at St. Edward's	w 66-57	188
* 1/26/19	at Oklahoma Christian	w 84-70	375
* 01/31/19	NEWMAN	w 66-58	371
* 02/02/19	ST. MARY'S (TX)	w 73-55	362
* 02/09/19	TEX. A&M INT'L	w 88-19	451
* 2/14/19	at Ark.-Fort Smith	w 65-29	287
* 2/16/19	at Rogers St.	w 61-46	0
* 2/21/19	at Newman	L 67-69	280
* 02/23/19	OKLAHOMA CHRISTIAN	w 93-44	413
* 03/02/19	ST. EDWARD'S	w 72-44	312
H 3/7/19	vs Tex. A&M Int'l	w 91-43	504
H 03/09/19	vs St. Edward's	w 62-46	0
H 03/10/19	vs Newman	w 78-51	550
S 03/15/19	vs Tarleton St.	w 84-53	546
S 03/16/19	at Colorado Mesa	w 56-53	1659
C 03/19/19	ANGELO ST.	w 76-70	1297
E 03/26/19	vs North Georgia	w 99-54	677
E 03/27/19	vs Drury	w 69-60	587
E 03/29/19	vs Southwestern Okla.	wo2 95-85	593

* = Conference game

T = St. Mary's Thanksgiving Classic (San Antonio, Texas)

& = Viking Holiday Hoops Classic (Bellingham, Wash.)

H = Heartland Conference Tournament (Tulsa, Okla.)

S = NCAA South Central Region Tourn. (Grand Junction, Colo.)

C = NCAA South Central Region Championship Game (Lubbock, Texas)

E = NCAA Elite Eight Tournament (Columbus, Ohio)

CAREER STATISTICS

Courtney Andersen

			Total		3-Point		F-Throws		Rebounds											Scoring	
Season	gp-gs	min/avg	fg-fga	pct	fg-fga	pct	ft-fa	pct	off	def	tot	avg	pf	fo	ast	to	blk	stl	pts	avg	
2018-19	25-0	192/7.7	22-49	.449	9-21	.429	12-15	.800	5	4	9	0.4	14	0	9	14	1	11	65	2.6	
TOTAL	25-0	192/7.7	22-49	.449	9-21	.429	12-15	.800	5	4	9	0.4	14	0	9	14	1	11	65	2.6	

Laynee Burr

Maddi Chitsey

Season	gp-gs	min/avg	Total		3-Point		F-Throws		Rebounds				pf	fo	ast	to	blk	stl	Scoring	
			fg-fga	pct	fg-fga	pct	ft-fa	pct	off	def	tot	avg							pts	avg
2016-17	15-0	93/6.2	10-20	.500	1-3	.333	4-5	.800	5	9	14	0.9	16	1	4	7	4	3	25	1.7
2017-18	33-33	728/22.1	148-273	.542	21-57	.368	63-81	.778	59	108	167	5.1	74	0	50	52	33	12	380	11.5
2018-19	37-35	894/24.2	191-364	.525	26-68	.382	103-142	.725	59	153	212	5.7	91	2	60	73	54	20	511	13.8
TOTAL	85-68	1715/20.2	349-657	.531	48-128	.375	170-228	.746	123	270	393	4.6	181	3	114	132	91	35	916	10.8

Whitney Cox

Caitlyn Cunyus

			Total		3-Point		F-Throws		Rebounds										Scoring	
Season	gp-gs	min/avg	fg-fga	pct	fg-fga	pct	ft-fa	pct	off	def	tot	avg	pf	fo	ast	to	blk	stl	pts	avg
2016-17	21-0	277/13.2	30-67	.448	18-44	.409	16-21	.762	2	45	47	2.2	22	0	20	20	3	12	94	4.5
2017-18	33-33	984/29.8	97-238	.408	52-146	.356	47-51	.922	10	90	100	3.0	60	2	98	78	6	30	293	8.9
2018-19	32-26	831/26.0	67-157	.427	45-111	.405	18-30	.600	9	84	93	2.9	46	0	93	50	2	23	197	6.2
TOTAL	86-59	2092/24.3	194-462	.420	115-301	.382	81-102	.794	21	219	240	2.8	128	2	211	148	11	65	584	6.8

Channing Cunyus

Season	gp-gs	min/avg	Total		3-Point		F-Throws		Rebounds				pf	fo	ast	to	blk	stl	Scoring	
			fg-fga	pct	fg-fga	pct	ft-fa	pct	off	def	tot	avg							pts	avg
2018-19	22-0	160/7.3	17-29	.586	2-5	.400	14-20	.700	4	33	37	1.7	15	0	16	10	0	11	50	2.3
TOTAL	22-0	160/7.3	17-29	.586	2-5	.400	14-20	.700	4	33	37	1.7	15	0	16	10	0	11	50	2.3

Ashton Duncan

Season			Total		3-Point		F-Throws		Rebounds											Scoring	
	gp-gs	min/avg	fg-fga	pct	fg-fga	pct	ft-fa	pct	off	def	tot	avg	pf	fo	ast	to	blk	stl	pts	avg	
2017-18	18-0	118/6.6	15-39	.385	12-28	.429	1-2	.500	4	19	23	1.3	10	0	11	5	2	9	43	2.4	
2018-19	31-0	303/9.8	38-121	.314	26-93	.280	8-13	.615	12	23	35	1.1	14	0	17	12	2	7	110	3.5	
TOTAL	49-0	421/8.6	53-160	.331	38-121	.314	9-15	.600	16	42	58	1.2	24	0	28	17	4	16	153	3.1	

Emma Middleton

			Total		3-Point		F-Throws		Rebounds										Scoring	
Season	gp-gs	min/avg	fg-fga	pct	fg-fga	pct	ft-fa	pct	off	def	tot	avg	pf	fo	ast	to	blk	stl	pts	avg
2017-18	17-0	85/5.0	15-25	.600	1-2	.500	6-10	.600	5	17	22	1.3	9	0	2	11	3	4	37	2.2
2018-19	32-0	247/7.7	42-87	.483	0-1	.000	17-28	.607	19	44	63	2.0	28	0	9	19	24	6	101	3.2
TOTAL	49-0	332/6.8	57-112	.509	1-3	.333	23-38	.605	24	61	85	1.7	37	0	11	30	27	10	138	2.8

Juliana Robertson

			Total		3-Point		F-Throws		Rebounds										Scoring	
Season	gp-gs	min/avg	fg-fga	pct	fg-fga	pct	ft-fa	pct	off	def	tot	avg	pf	fo	ast	to	blk	stl	pts	avg
2017-18	19-0	103/5.4	8-18	.444	0-2	.000	6-8	.750	10	26	36	1.9	14	0	8	17	2	5	22	1.2
2018-19	37-2	627/16.9	61-116	.526	3-12	.250	49-71	.690	50	92	142	3.8	56	0	53	47	16	26	174	4.7
TOTAL	56-2	730/13.0	69-134	.515	3-14	.214	55-79	.696	60	118	178	3.2	70	0	61	64	18	31	196	3.5

Allie Schulte

Season	gp-gs min/avg		Total		3-Point		F-Throws		Rebounds				Other Stats							Scoring	
			fg-fga	pct	fg-fga	pct	ft-fa	pct	off	def	tot	avg	pf	fo	ast	to	blk	stl	pts	avg	
2017-18	32-0	399/12.5	32-72	.444	13-36	.361	16-25	.640	15	37	52	1.6	29	0	36	20	2	23	93	2.9	
2018-19	37-36	1023/27.6	138-252	.548	60-116	.517	55-71	.775	33	78	111	3.0	59	0	110	77	10	67	391	10.6	
TOTAL	69-36	1422/20.6	170-324	.525	73-152	.480	71-96	.740	48	115	163	2.4	88	0	146	97	12	90	484	7.0	

Taylor Stevenson

Season			Total		3-Point		F-Throws		Rebounds											Scoring	
	gp-gs	min/avg	fg-fga	pct	fg-fga	pct	ft-fa	pct	off	def	tot	avg	pf	fo	ast	to	blk	stl	pts	avg	
2017-18	12-0	57/4.8	1-6	.167	0-1	.000	0-0	.000	3	9	12	1.0	6	0	8	4	0	0	2	0.2	
2018-19	21-0	137/6.5	12-26	.462	5-9	.556	2-3	.667	4	15	19	0.9	7	0	9	7	1	5	31	1.5	
TOTAL	33-0	194/5.9	13-32	.406	5-10	.500	2-3	.667	7	24	31	0.9	13	0	17	11	1	5	33	1.0	

Savannah Sumrall

Madelyn Turner

Season	gp-gs		min/avg		Total		3-Point		F-Throws		Rebounds				Scoring					
	fg-fga	pct	fg-fga	pct	ft-fa	pct	off	def	tot	avg	pf	fo	ast	to	blk	stl	pts	avg		
2017-18	16-0	95/5.9	12-22	.545	7-12	.583	4-4	1.000	4	5	9	0.6	3	0	9	9	0	3	35	2.2
2018-19	36-0	408/11.3	44-90	.489	25-48	.521	8-13	.615	7	29	36	1.0	26	0	45	31	1	15	121	3.4
TOTAL	52-0	503/9.7	56-112	.500	32-60	.533	12-17	.706	11	34	45	0.9	29	0	54	40	1	18	156	3.0

Brylee Winfrey

SINGLE GAME CAREER HIGHS

#1 - Ashton Duncan
Points: 17 - 1/12/19 vs. St. Mary's
Rebounds: 5 - 11/10/18 vs. Colorado State - Pueblo
Assists: 4 - 11/30/17 vs. Southwest (N.M.)
Steals: 2 - 2 times
Blocks: 1 - 3 times
Three-pointers: 5 - 1/12/19 vs. St. Mary's

#2 - Caitlyn Cunyus
Points: 20 - 2 times
Rebounds: 7 - 3 times
Assists: 6 - 2 timesSteals: 3 - 3 times
Blocks: 2 - 2/23/17 vs. Oklahoma Christian
Three-pointers: 5 - 11/17/17 vs. Western New Mexico

#3 - Taylor Stevenson
Points: 4 - 3 times
Rebounds: 4 - 1/10/19 vs. Texas A&M International
Assists: 3 - 1/10/18 vs. Rogers State
Steals: 2 - 3/7/19 vs. Texas A&M International
Blocks: 1 - 2/2/19 vs. St. Mary's
Three-pointers: 1 - 4 times

#4 - Emma Middleton
Points: 13 - 3/7/19 vs. Texas A&M International
Rebounds: 7 - 2 times
Assists: 2 - 3/2/19 vs. St. Edward's
Steals: 2 - 2 times
Blocks: 4 - 3/7/19 vs. Texas A&M International
Three-pointers: 1 - 1/10/18 vs. Rogers State

#5 - Laynee Burr
Points: 9 - 3/7/19 vs. Texas A&M International
Rebounds: 1 - 6 times
Assists: 2 - 3/2/19 vs. St. Edward's
Steals: 2 - 2 times
Blocks: 1 - 12/17/18 vs. Western Washington
Three-pointers: 1 - 9 times

#12 - Savannah Sumrall
Points: 0 - n/a
Rebounds: 0 - n/a
Assists: 0 - n/a
Steals: 0 - n/a
Blocks: 0 - n/a
Three-pointers: 0 - n/a

#13 - Madelyn Turner
Points: 11 - 2/10/18 vs. Rogers State
Rebounds: 5 - 11/23/18 vs. Rogers State
Assists: 6 - 2/2/19 vs. St. Mary's
Steals: 2 - 3 times
Blocks: 0 - N/A
Three-pointers: 3 - 2 times

#14 - Channing Cunyus
Points: 9 - 2/23/19 vs. Oklahoma Christian
Rebounds: 7 - 2/9/19 vs. Texas A&M International
Assists: 3 - 2 times
Steals: 2 - 2/14/19 vs. Arkansas - Ft. Smith
Blocks: 0 - N/A
Three-pointers: 1 - 2 times

#21 - Allie Schulte
Points: 18 - 2 times
Rebounds: 7 - 12/31/18 vs. Eastern New Mexico
Assists: 9 - 11/10/18 vs. Colorado State Pueblo
Steals: 5 - 2 times
Blocks: 2 - 1/26/19 vs. Oklahoma Christian
Three-pointers: 4 - 5 times

#22 - Juliana Robertson
Points: 12 - 1/17/19 vs. Rogers St.
Rebounds: 7 - 2 times
Assists: 5 - 2/14/19 vs. Arkansas - Ft. Smith
Steals: 3 - 2 times
Blocks: 3 - 1/26/19 vs. Oklahoma Christian
Three-pointers: 1 - 3 times

#23 - Brylee Winfrey
Points: 0 - n/a
Rebounds: 0 - n/a
Assists: 0 - n/a
Steals: 0 - n/a
Blocks: 0 - n/a
Three-pointers: 0 - n/a

#24 - Maddi Chitsey
Points: 28 - 1/6/18 vs. St.Mary's
Rebounds: 13 - 3/29/19 vs. Southwestern Okla. St.
Assists: 5 - 1/19/19 vs. Arkansas - Ft. Smith
Steals: 3 - 2 times
Blocks: 4 - 4 times
Three-pointers: 3 - 3 times

#32 - Courtney Andersen
Points: 0 - n/a
Rebounds: 0 - n/a
Assists: 0 - n/a
Steals: 0 - n/a
Blocks: 0 - n/a
Three-pointers: 0 - n/a

#23 - Whitney Cox
Points: 0 - n/a
Rebounds: 0 - n/a
Assists: 0 - n/a
Steals: 0 - n/a
Blocks: 0 - n/a
Three-pointers: 0 - n/a

SINGLE-SEASON RECORDS

Points Scored:

657	Beth Capps	1996-97
574	Beth Capps	1995-96
562	Kelsey Canavan	2011-12
560	Jordan Hampton	2006-07
543	Olivia Robertson	2018-19

Points Per Game Average:

22.7	Beth Capps	1996-97
20.0	Kechia Mason	1997-98
19.9	Burgundy Bass	1989-90
18.7	Nettie Gilbreath	1986-87

Field Goals Attempted:

516	Tonya Ivie	1981-82
492	Beth Capps	1995-96
435	Darla Lynch	1980-81
429	Kelsey Canavan	2011-12
425	Beth Capps	1996-97

Field Goals Made:

237	Beth Capps	1996-97
236	Kelsey Canavan	2011-12
217	Tonya Ivie	1981-82
210	Beth Capps	1995-96
202	Mamy N'Kolomoni	2000-01

Field Goal Percentage (Min. 300 Att.):

.580	Nicole Hampton	2015-16
.561	Roberta Ross	1986-87
.558	Beth Capps	1996-97
.556	Tess Bruffey	2015-16
.554	Carol Hise	1990-91

Assists:

221	Krista Lent	1990-91
211	Nicole Hampton	2015-16
197	Sierra Lovorn	2007-08
192	Nicole Hampton	2012-13
189	Krista Lent	1989-90

Three Pointers Attempted:

216	Kelsey Hoppel	2015-16
203	Angie Taylor	1997-98
188	Sierra Lovorn	2007-08
180	Lauren Abbott	2004-05
173	Angie Taylor	1999-00

Three Pointers Made:

90	Kelsey Hoppel	2015-16
74	Kelsey Hoppel	2012-13
74	Jordan Hampton	2007-08
74	Angie Taylor	1997-98
71	Lindsay Reeves	2003-04

Three Point Percentage (Min. 100 Att.):

.517	Allie Schulte	2018-19
.497	Jordan Hampton	2007-08
.469	Kelsey Hoppel	2013-14
.466	Jordan Hampton	2006-07
.463	Bailey Haist	2014-15

Steals:

115	Krista Lent	1990-91
107	Nicole Hampton	2015-16
105	Sherry Blackwell	1990-91
102	Tina Phillips	1991-92
99	Selestine Hurst	1996-97

Free Throws Attempted:

228	Mamy N'Kolomoni	2001-02
212	Beth Capps	1996-97
211	Carolyn Manning	2007-08
201	Emily Pool (Atkins)	2010-11
197	Emily Pool (Atkins)	2011-12

Free Throws Made:

177	Carolyn Manning	2007-08
166	Beth Capps	1996-97
157	Emily Pool (Atkins)	2011-12
156	Jordan Hampton	2006-07
153	Mamy N'Kolomoni	2001-02

Free Throw Percentage (Min. 50 Att.):

.938	Kelsey Hoppel	2013-14
.924	Nicole Hampton	2011-12
.922	Caitlyn Cunyus	2017-18
.921	Nicole Hampton	2012-13
.913	Brittany Roberts (Hampton)	2011-12

Blocked Shots:

129	Tess Bruffey	2017-18
113	Kellyn Schneider	2014-15
108	Tess Bruffey	2016-17
91	Kellyn Schneider	2015-16
86	Tess Bruffey	2014-15

Rebounds:

310	Nicole Hampton	2012-13
288	Kellyn Schneider	2014-15
282	Carolyn Manning	2007-08
281	Tess Bruffey	2017-18
278	Darla Lynch	1981-82

Rebounds Per Game:

10.5	Laura Geurin	1983-84
10.3	Kellyn Schneider	2014-15
10.1	Nettie Gilbreath	1986-87
9.9	Darla Lynch	1981-82
9.2	Mamy N'Kolomoni	2000-01

CAREER RECORDS

Points Scored:

1,796	Nicole Hampton	2011-16
1,773	Beth Capps	1995-97
1,767	Jordan Hampton	2005-09
1,728	Tess Bruffey	2014-18
1,725	Emily Pool (Atkins)	2010-14

Points Per Game Average:

17.1	Nettie Gilbreath	1985-87
16.1	Beth Capps	1993-97
15.8	Burgundy Bass	1987-90
15.4	Darla Lynch	1979-83

Field Goals Attempted:

1,387	Darla Lynch	1979-83
1,352	Tess Bruffey	2014-18
1,316	Beth Capps	1993-97
1,278	Mamy N'Kolomoni	1998-02
1,213	Emily Pool (Atkins)	2010-14

Field Goals Made:

640	Beth Capps	1993-97
631	Tess Bruffey	2014-18
628	Mamy N'Kolomoni	1998-02
590	Nicole Hampton	2011-16
588	Darla Lynch	1979-83

Field Goal Percentage (Min. 700 Att.):

.585	Haley Fowler	416-711
.547	Kelsey Canavan	416-760
.540	Nicole Hampton	590-1093
.511	Roberta Ross	362-709
.491	Chrisa Moore	374-761
.491	Mamy N'Kolomoni	628-1,278

Assists:

659	Nicole Hampton	2011-16
633	Sierra Lovorn (Wilcox)	2005-09
439	Haley Burton	2010-15
397	Brittany Roberts (Hampton)	2008-12
363	Jessica Dahlstrom	1992-96

Three Pointers Attempted:

672	Sierra Lovorn (Wilcox)	2005-09
646	Kelsey Hoppel	2011-16
560	Jordan Hampton	2005-09
559	Haley Burton	2010-15
534	Angie Taylor	1996-00

Three Pointers Made:

272	Kelsey Hoppel	2011-16
248	Jordan Hampton	2005-09
234	Sierra Lovorn (Wilcox)	2005-09
204	Haley Burton	2010-15
187	Angie Taylor	1996-00

Three Point Percentage (Min. 200 Att.):

.443	Jordan Hampton	192-407
.421	Kelsey Hoppel	272-646
.407	Brittany Roberts (Hampton)	154-378
.407	Bailey Haist	148-364
.391	Lindsay Reeves	83-212

Steals:

330	Nicole Hampton	2011-16
271	Sherry Brown	1979-83
235	Sherry Blackwell	1988-91
226	Tabitha Qubty-Sellers	2000-04

Free Throws Attempted:

725	Emily Pool (Atkins)	2010-14
706	Mamy N'Kolomoni	1998-02
586	Beth Capps	1993-97
560	Nicole Hampton	2011-16
519	Jordan Hampton	2005-09

Free Throws Made:

565	Emily Pool (Atkins)	2010-14
510	Nicole Hampton	2011-16
459	Brittany Roberts (Hampton)	2008-12
456	Mamy N'Kolomoni	1998-02
449	Jordan Hampton	2005-09

Free Throw Percentage (Min. 100 Att.):

.911	Nicole Hampton	510-560
.874	Brittany Roberts (Hampton)	458-525
.873	Olivia Robertson	282-323
.865	Jordan Hampton	449-519
.848	Severyn Smith	224-264

Blocked Shots:

396	Tess Bruffey	2014-18
204	Kellyn Schneider	2014-16
174	Suzanne Copeland	1988-92
122	Candace Clenney	2002-06
93	Mamy N'Kolomoni	1998-02
93	Allison Szabo	2013-17

Rebounds:

1,053	Nicole Hampton	2011-16
911	Mamy N'Kolomoni	1998-02
845	Tess Bruffey	2014-18
838	Darla Lynch	1979-83
732	Carol Hise	1990-94

Rebounds Per Game:

9.39	Nettie Gilbreath	1985-87
8.38	Darla Lynch	1979-83
8.10	Nicole Hampton	2011-16
8.09	Kellyn Schneider	2014-16
7.92	Sharon Marion	1984-86

SINGLE GAME TEAM RECORDS

Points Scored:	
Lady Chaps:	125 vs Whittier College (12/28/94)
Opponents:	110 Panhandle State (2/11/93)
Individual:	38 Beth Capps (1/22/96)
Field Goals Made:	
Lady Chaps:	52 vs Whittier College (1/28/94)
Opponents:	44 Midwestern State (1/9/87)
Individual:	16 Nettie Gilbreath (1/10/87), Beth Capps (11/22/96 & 2/1/96)
Field Goals Attempted:	
Lady Chaps:	94 vs McMurry (2/26/82)
Opponents:	95 Bishop College (1/7/82)
Individual:	29 Beth Capps (2/1/96)
Field Goal Percentage:	
Lady Chaps:	.692 (36-52) vs Eastern New Mexico (11/29/14)
Opponents:	.714 Panhandle State (1/15/90)
Three Pointers Made:	
Lady Chaps:	18 vs Oklahoma Panhandle State (2/18/17)
Opponents:	15 Southwestern Oklahoma State (12/13/16)
Individual:	8 - Bailey Haist (1/2/17)
Three Pointers Attempted:	
Lady Chaps:	44 vs Oklahoma City (12/10/15)
Opponents:	41 Whittier College (12/28/94)
Individual:	19 Burgundy Bass (1/18/90)
Three Pointer Percentage:	
Lady Chaps:	.667 (12-18) vs Western New Mexico (11/17/17)
Opponents:	.700 (14-20) Southern Nazarene (1/31/08)
Free Throws Made:	
Lady Chaps:	40 vs Panhandle State (1/26/84)
Opponents:	38 St. Gregory's (2/2/02)
Individual:	15 Nicole Hampton (1/14/16)
Free Throws Attempted:	
Lady Chaps:	51 vs Panhandle State (2/11/93)
Opponents:	46 - 2 times
Individual:	17 Becky Hinojos (2/11/93), Mamy N'Kolomoni (3/1/02) and Nicole Hampton (1/14/16)
Free Throw Percentage:	
Lady Chaps:	1.000 (22-22) vs. Newman (2/15/18)
Opponents:	1.000 (21-21) St. Edward's (2/25/17)
Individual:	1.000 (14-14) Nicole Hampton (1/16/14)
Rebounds:	
Lady Chaps:	73 - 2 times (last: vs. Dallas Christian 12/31/09)
Opponents:	73 McMurry (1/23/82)
Individual:	20 Mamy N'Kolomoni (2/24/01)
Assists:	
Lady Chaps:	39 vs McMurry (1/17/89)
Opponents:	29 McMurry (1/11/88)
Individual:	13 Sierra Lovorn (2/10/07)
Steals:	
Lady Chaps:	38 vs McMurry (11/12/91)
Opponents:	27 St. Edwards (11/13/87)
Individual:	12 Tina Phillips (11/12/91)
Blocks:	
Lady Chaps:	17 vs. Okla. Panhandle St. (1/19/15) vs. Hardin-Simmons (2/19/91)
Individual:	10 Tess Bruffey - 3 times (12/13/14, 11/26/16, 2/9/17)
Turnovers:	
Lady Chaps:	40 vs. McMurry (2/23/80)
Opponents:	41 Howard Payne (11/12/90)

RIP GRIFFIN CENTER RECORDS

Lady Chap Team Records

Points:	113 vs Northern New Mexico (11/7/09)
Field Goals:	49 vs Dallas Christian (11/4/08)
Field Goals Att.:	91 vs Huston-Tillotson (11/17/00)
Field Goal Pct.:	.692 vs Eastern New Mexico (36-52) (11/29/14)
3-Pointers:	18 vs Oklahoma Panhandle State (2/18/17)
3-Pointers Att.:	44 vs Oklahoma City (12/10/15)
3-Pointers Pct.:	.667 vs USAO (2/28/08) .667 vs Texas - Permian Basin (2/21/15) .667 vs. Western New Mexico (11/17/17)
Free Throws:	35 vs Rogers State (1/19/12)
Free Throw Att.:	44 vs Oklahoma Baptist (2/1/03)
Free Throw Pct.:	1.000 vs Newman (22-22) (2/15/18)
Rebounds:	62 vs Huston-Tillotson (11/17/00)
Assists:	34 vs Dallas Christian (11/4/08)
Blocked Shots:	14 vs Mid-America Christian (11/24/14)
Steals:	26 vs National Christian (12/8/01)

Lady Chap Individual Records

Points:	36 - Emily Pool (Atkins) vs Northern New Mexico College (11/5/10)
Field Goals:	13 - Mamy N'Kolomoni vs Huston-Tillotson (11/17/00)
Field Goals Att.:	22 - Cari Bigham vs UTPB
Field Goal Pct. (10 attempts):	.917 - Brittany Blackmon (11-12) vs Univ. of the Southwest (11/10/08)
3-Pointers:	7 - Ginger Armacost vs Wayland Baptist (1/8/01)
3-Pointers Att.:	12 - Lindsay Reeves vs Mesa State (11/21/03) 12 - Kelsey Hoppel vs. Angelo State (3/11/16) 12 - Claire Bruffey vs. Texas A&M Int'l (2/2/17)
3-Point Pct. (5 attempts):	1.000 - Kelsey Hoppel (5-5) vs. Okla. Christian (2/8/14) 1.000 - Bailey Haist (5-5) vs. St. Edward's (2/19/15)
Free Throws:	12 - 4 Times
Free Throws Att.:	17 - Mamy N'Kolomoni vs Southern Nazarene (3/1/02)
Free Throw Pct. (10 attempts):	1.00 - Tabitha Qubty-Sellers (10-10) vs Okla. Christian (1/18/01) 1.00 - Emily Pool (10-10) vs. Newman (11/23/13)
Rebounds:	20 - Mamy N'Kolomoni vs St. Gregory's (2/24/01)
Assists:	13 - Sierra Lovorn vs Oklahoma Baptist (2/10/07)
Blocked Shots:	10 - Tess Bruffey vs. St. Mary's (2/9/17)

RADIO / TV HEADSHOT ROSTER



1 - ASHTON DUNCAN
Jr. | 5-9 | G
Lubbock, Texas



2 - CAITLIN CUNYUS
Sr. | 5-6 | G
Canyon, Texas



3 - TAYLOR STEVENSON
Jr. | 5-11 | G
Prosper, Texas



4 - EMMA MIDDLETON
Jr. | 6-1 | FW
Lubbock, Texas



5 - LAYNEE BURR
So. | 5-9 | G
Stratford, Texas



12 - SAVANNAH SUMRALL
Fr. | 5-9 | G
Wellington, Texas



13 - MADELYN TURNER
Jr. | 5-8 | G
Abernathy, Texas



14 - CHANNING CUNYUS
So. | 5-9 | G
Canyon, Texas



21 - ALLIE SCHULTE
Jr. | 5-10 | G
Nazareth, Texas



22 - JULIANA ROBERTSON
Jr. | 5-10 | FW
Kerrville, Texas



23 - BRYLEE WINFREY
Fr. | 5-9 | G
Canyon, Texas



24 - MADDI CHITSEY
Sr. | 6-2 | FW
Wall, Texas



32 - COURTNEY ANDERSEN
So. | 6-0 | G
Spanish Fork, Utah



32 - WHITNEY COX
Fr. | 6-1 | FW
Flower Mound, Texas



STEVE GOMEZ
Head Coach
17th Season



VIC SELF
Assistant Coach
8th Season




KAYCIE WILSON
Assistant Coach
5th Season



LANDON GOMEZ
Student Assistant Coach
2nd Season



SYDNEY SALVATO
Student Assistant Coach
3rd Season



SERENITY SEILER
Associate Athletic Trainer
2nd Season